
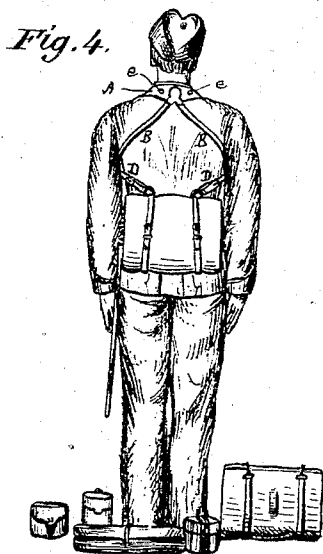
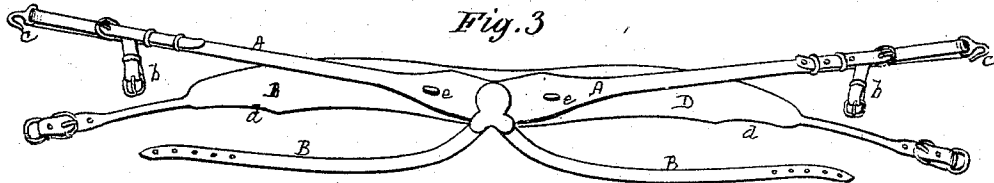
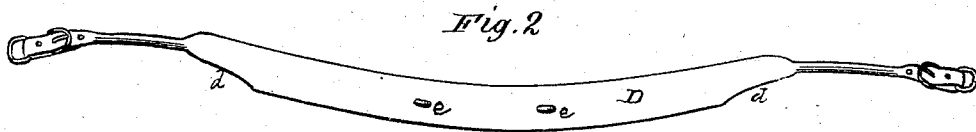
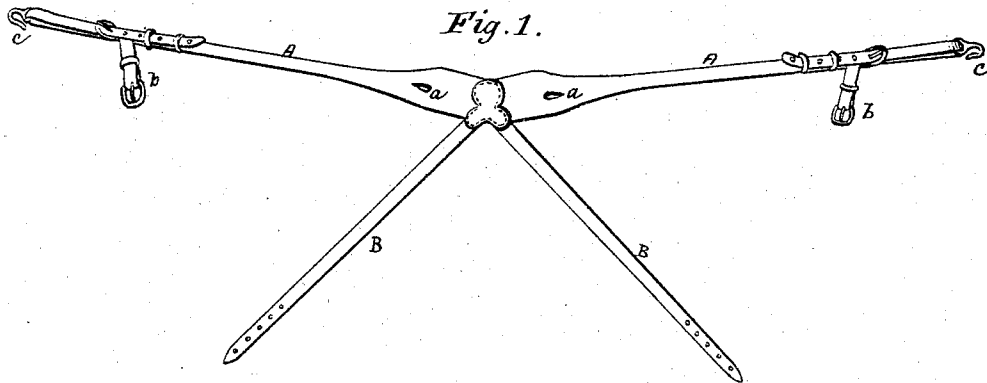


W. S. OLIVER.

MILITARY ACCOUTREMENTS.

No. 182,695.

Patented Sept. 26, 1876.



Witnesses:

Charles A. Dick
W. G. Schaffer

Inventor:

William Oliver Oliver
by atty. Rollin & Bailey

W. S. OLIVER.
MILITARY ACCOUTREMENTS.

No. 182,695.

Patented Sept. 26, 1876.

Fig. 6.

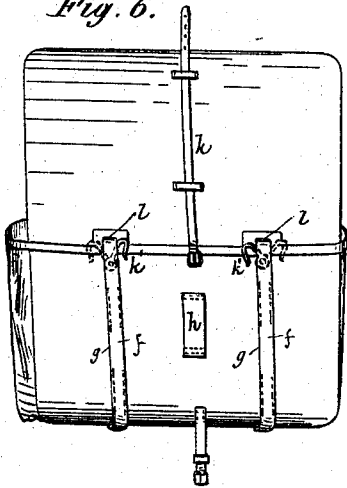


Fig. 7.

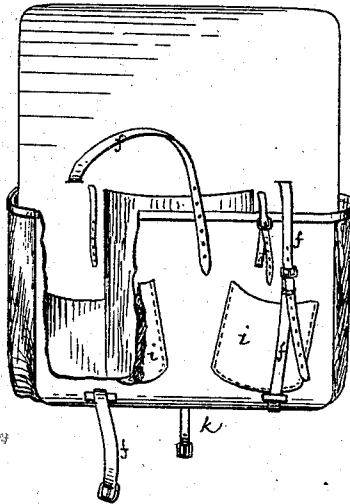


Fig. 8.

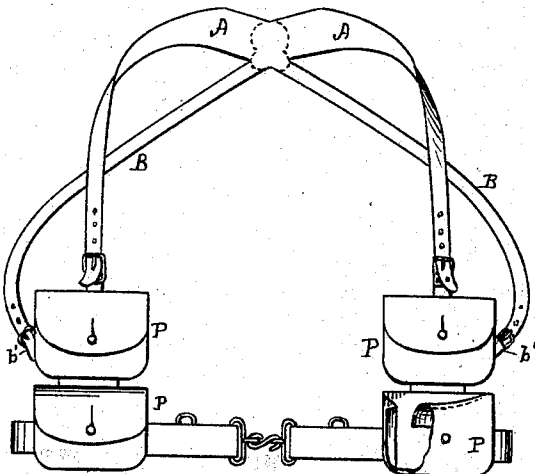
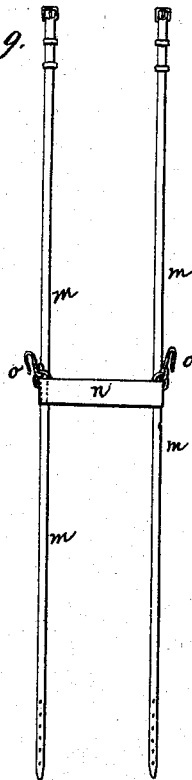


Fig. 9.



Witnesses:
Charles Dick
W. S. Chaffee

Inventor.
William Oliver
by atty Powell & Bailey

W. S. OLIVER.
MILITARY ACCOUTREMENTS.

No. 182,695.

Patented Sept. 26, 1876.

Fig. 10.

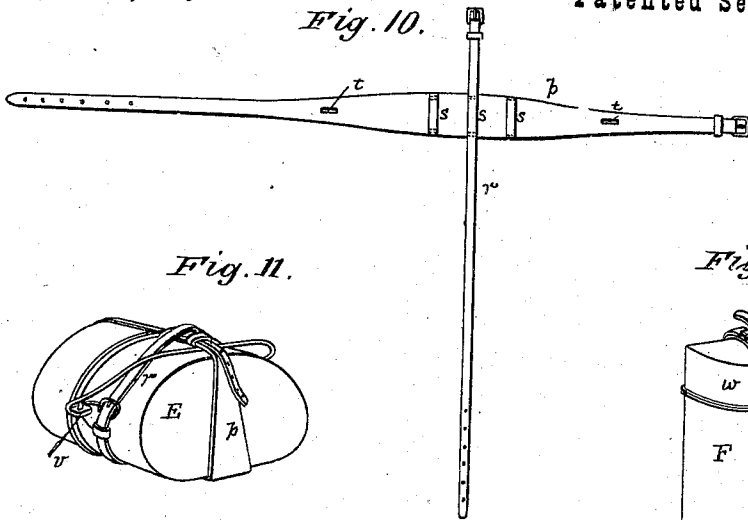


Fig. 11.

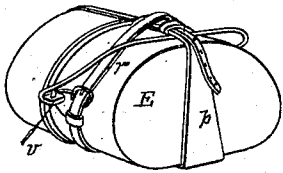


Fig. 12.

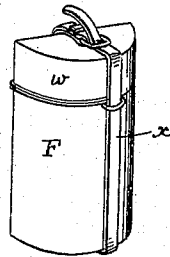


Fig. 13.

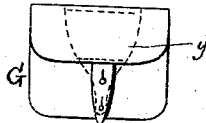


Fig. 14.

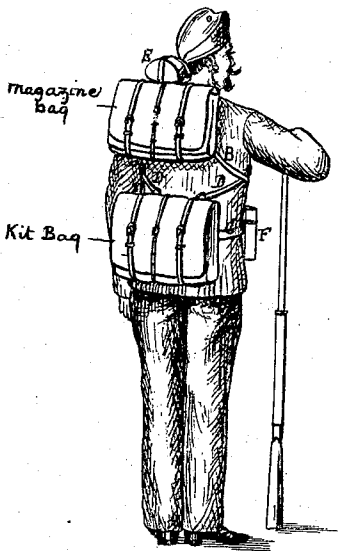



Fig. 15.



Witnesses:

Orwell Dick
W. E. Chaffee

Inventor:

William Oliver
by atty. P. L. Bailey

UNITED STATES PATENT OFFICE.

WILLIAM SILVER OLIVER, OF BRITISH ARMY.

IMPROVEMENT IN MILITARY ACCOUTERMENTS.

Specification forming part of Letters Patent No. 182,695, dated September 26, 1876; application filed September 4, 1876.

To all whom it may concern:

Be it known that I, WILLIAM SILVER OLIVER, M. D., Surgeon Major of the 60th Rifles, British Army, now stationed at Halifax, Nova Scotia, have invented certain new and useful Improvements in Military Accouterments, of which the following is a specification:

The accouterments in which my invention is comprised are composed of two braces—the magazine-brace and the kit-brace; two bags—the magazine-bag and the kit-bag; a magazine-pouch, a canteen, a coat-yoke, a mess-can, and a waist-belt and frog.

The device termed “magazine-brace” is adapted for cavalry use; and when so used is provided with a cavalry cartridge-holder.

The more prominent portions of the accouterments are the two braces and the two bags.

My improved accouterments enable the soldier to carry his kit, a large amount (as much as two hundred rounds) of ammunition, his day's rations of water and food, a canteen, a water-proof sheet, and great-coat. At the same time they dispense with necessity of all cross-belts or straps in front of the chest, the present haversack or ration-bag, and all ammunition-pouches or ball-bags, except one small one capable of holding thirty rounds of ammunition.

The nature of my invention and the manner in which the same is or may be carried into effect will be understood by reference to the accompanying drawings, which I shall now proceed to describe.

All the straps and braces of which accouterments are composed are to be made of good bridle-leather, thinned down, where necessary, for the small straps; and to be of moderate thickness for the two principal ones, viz., the “magazine-brace” and the “kit-brace.”

The magazine-brace is shown in Figure 1, and is composed of one main and two side straps. The main strap A is fifty-six inches total length from tip to tip when the ends are unbuckled. Its neck or center part is six inches by two deep, and is shaped to fit the lower part of the back of the neck. The side straps B are three-fourths of an inch straps, each twenty inches long, and perforated at the free ends with six holes, each three-fourths inch apart.

In the center part of the main strap are two button-hole slits, *a*, five inches apart, for the iron loops of the kit-brace to pass through. External to this point the magazine-brace begins rapidly to decrease in width, until, at the distance of six inches more from the center, it becomes a three-fourths inch strap, and continues so to the ends. Each of its ends is perforated with eight holes, three-fourths of an inch apart; and at eleven inches from the tip of each end is a buckle, three-fourths inch; also a side strap and buckle, *b*, three inches in length on external edge, and two loops higher up one and one-half inch apart from each other and buckle. These are all easily attached to main strap at the same time by means of a leather backing three inches long. When the ends of the main strap are buckled up, as shown, they embrace two small hooks, *c*, to hook onto two brass eyes on the front of waist-belt C, Fig. 5, four inches from center of belt. This magazine-brace is made of four pieces, joined strongly at the center with an extra backing of leather. It rests on the kit-brace behind the neck, and on the shoulders, and hooks onto waist-belt hooks in front, while *b* and B buckle together at each side of chest after the latter have passed through loops of great-coat or magazine-bag.

The kit-brace D, (shown in Fig. 2,) is forty-eight inches long in its greatest length—that is, from tip to tip of strap when in fully extended state. It is a strong bridle-leather curvilinear strap, with a broad center part twenty-four inches by two deep, cut away behind toward each extremity of this semicircular part for four inches in extent to fit front of shoulders, as seen at *d*. It then becomes cord-shaped for four inches, and for the remaining eight (leather) inches at each end it assumes the dimensions of a one-inch strap. These last eight inches, at each end, loop up and buckle on themselves, and inclose in each loop an iron, D, to which the hooks or magazine-bag, kit-bag, or coat-yoke can be attached as required. Each of these loops is perforated with five holes, one inch apart, for the purpose of lengthening or shortening this kit-brace by means of buckles attached. Toward the center of the broad semicircular part of this brace are two strong iron loops or eyes,

e, five inches apart. They must be exactly two-and-a-half inches from the center point of the brace. They pass through the brace from beneath, where they are firmly fixed by means of strong iron stays, which are covered with leather. This brace is made all in one piece, while the magazine-brace is, as I have mentioned, composed of four separate pieces of leather, for the sake of economy. When those two braces are worn together, as is usual, the iron loops *e* of the kit-brace are passed through the holes *a* in the magazine-brace, and all is then ready for use, and appears as shown in Fig. 3. When on the soldier, they present the appearance shown in Figs. 4 and 5. It will there be seen that the center parts of the two braces, firmly connected together, rest on the center of the lower part of the back of the neck. The kit-brace and the main strap of the magazine-brace pass together over and in front of the shoulders, where they separate, the latter extending downward to hook onto the front of the waist-belt, the former extending backward between the body and arms and along the sides well below the axillæ, its rear ends receiving the hooks of the kit-bag, magazine-bag, or coat-yoke, as the case may be. The two back-straps of the magazine-brace pass down over back of shoulders and forward along the sides of chest and buckle onto the main strap of the brace at *b*, where the buckles can be easily reached by the hand.

When the magazine-bag, coat-yoke, or other bag is carried on the shoulders, the back-straps *B*, before buckling at *b*, pass through loops on the adjacent face of the bag, and thus steady it in position, the bag being held both by this means and by its hooks, which engage the loops or eyes *e*.

The next things to be noticed are the two bags—the magazine-bag, Fig. 6, (rear view,) and kit-bag, Fig. 7, (front view,) which resemble each other in every respect, (and can therefore be made on the same machinery,) except that the latter is one inch deeper than the former, and the hooks of the former (magazine-bag) move from side to side, while those of the kit-bag may be stationary. They are simple, strong, canvas water-proof bags, having a thick strong leather backing. They are encircled by two strong bridle-leather one-inch straps, *f*, each of which is thirty-five inches long, and are free in front, with one-inch buckle attached to lower end, while their center part is sewed firmly onto the back of the leather backing of bag at the distance of seven inches from center to center of each strap, leaving, however, two interspaces unsewed to form loops *g* obliquely for the back-straps of the magazine-brace to pass through to steady bag on back. These loops are not needed on the kit-bag, inasmuch as the latter is not designed to be carried on the shoulders. The formation of this leather backing, and the sewing on of these straps on back, and also hooks, and a leather loop, *h*, at its center, for the

waist-belt to pass through, is the first step in the construction of each bag; and at the same time the straps are sewed onto this backing three pockets are formed of strong loose canvas in the interior of each of the bags. The center pocket will contain eighty rounds of ammunition; the side pockets will contain each from ten to twenty rounds.

The front wall of each bag—nine inches deep for the magazine-bag and ten inches deep for the kit-bag—has a length of twelve inches at the top and fourteen inches at the bottom. The side pieces that unite the front wall with the backing are three inches at top and four inches at bottom. On the exterior of the front wall of each bag are two loose pockets, *i*, five and a half inches wide, and four inches deep. They are situated near the lower external corner of each bag, and open obliquely upward and outward, and are for the purpose of holding each ten rounds of ammunition. Immediately above each one is a half-inch strap and buckle, which buckles onto a short six-inch strap, extending from the back wall of the bag, to support the pocket when full. The cover or flap of each bag is fifteen by twelve inches.

A central strap, *k*, designed principally to hold the mess-can, is provided for each bag, loops being formed on the bag cover or flap for the strap to pass through. The mouth of the bag is strengthened throughout its entire extent by means of a strong half-inch strap sewed all around, except where the two hooks work at the top of the magazine-bag. The hooks on the kit-bag are fixed and held firmly in position by the bag-straps, but those on the magazine-bag are capable of moving so as to increase or lessen the distance between them. This is effected by forming the magazine-hooks with rings, which are held in loops sewed onto the backing of the bag at the same time the ordinary bag-straps are attached to it. Each hook can thus move from side to side of the bag-strap, as desired. This will be seen by reference to Fig. 6, which is a rear view of the magazine-bag with the flap or cover uplifted.

The hooks *k'* are represented in full lines in the position in which they most nearly approach one another, being here five inches apart, so that they may hook onto the eyes *e*, hereinbefore referred to. They are shown in dotted lines moved farther apart—say, seven or eight inches apart—which is the position they occupy when the magazine-bag is carried, not on the shoulders but by the iron *D*s of the kit-brace. This latter position of the magazine-bag hooks is the position that is permanently occupied by the hooks on the kit-bag. In the flap or cover of the magazine-bag are formed slits *l*, through which the bag-straps can pass, so as to be under the cover instead of over them, this being desirable at times when the bag contains ammunition, in which case, by passing the bag-straps through the slits and under the cover, the cover may

be unfastened and raised and the bag opened without disturbing the bag-straps, which will continue to support and uphold the contents of the bag.

This concludes the general description of the bags and braces. I shall now proceed to state their uses when the soldier wears the full set of accouterments. The magazine-bag is carried on the shoulders and the kit-bag on the loins, as heretofore specified, each being held at two points, the former by the eyes *e* and by the magazine-brace straps, which pass through the loops, and the latter by the iron **D**s of the kit-brace, and by the waist-belt, which passes through the belt-loop. The kit-bag is for the carriage of the kit, the canteen, when not required externally on waist-belt, the soldier's bread or biscuit rations, and twenty rounds of ammunition in external pockets.

By this means the haversack is entirely done away with, the meat-ration being carried in the mess-can. This bag is, in effect, the soldier's "clothes-box," which, during peacetime, is, as a rule, seldom used or needed, but allowed to remain in his barrack-room; and on the battle-field the soldier divests himself of it altogether, and leaves it, with the field-kit it contains, at the base of supplies, either to be piled up, or to be removed in the supply-wagons to a place of safety, while its owner is fighting. His number is on it, so that he can easily find it when he returns; and if he should be killed in action, government is saved its loss and that of the man's kit. That part of my accouterments which takes its place both in peace and war, as well as performs the necessary offices of haversack, and extra ammunition-pouches, ball-bags, &c., is the magazine-bag—the chief and leading article in my accouterments.

This special bag, under ordinary circumstances, carries the soldier's great-coat and keeps it dry, and when this great-coat is taken out of it and carried on its own coat-yoke, (to be presently described,) it leaves this magazine-bag free to be used for all the purposes mentioned—to be used by the soldier on guard or on the field of action as a magazine-bag in the very fullest sense of the term.

When the magazine-bag is to take the place of the kit-bag the accouterments are removed from the person, and both kit-bag and magazine-bag are taken off from their braces. The braces, with the coat-yoke, (containing great-coat and water-proof sheet,) occupying the former position of the magazine-bag, if so desired, are then put on again. The waist-belt is passed through the belt-loop of the magazine-bag, and is also put on, and then the iron **D**s of the kit-brace are hooked onto the hooks of the magazine-bag, which hooks, to accommodate them to this operation, have been shifted, as above explained, so as to stand from seven to eight inches apart. When thus placed the ammunition and rations can be easily got at, not only from the bag behind,

but in front, as it can be unhooked in a moment and run around to the soldier's right front on the waist-belt, where the ammunition can be at once got at by unbuckling only the center-strap, the other two straps remaining still buckled up for the support of the contents of the bag. The front straps of the magazine-brace support the belt and bag then, as well as retain the great-coat, mess-can, and water-proof sheet on the soldier's shoulders at the same time, and thus enable him to use the ammunition in the magazine-bag while "doubbling". This magazine-bag, furthermore, has, as before said, strong canvas pockets for the carriage, close to the body, of one hundred rounds of ammunition, and it can easily contain and carry forty or fifty more, in addition to the soldier's days rations of biscuit, which, with the rounds the man carries in front of his body, amounts to about two hundred rounds for siege-operation purposes, a total of one hundred and fifty only being carried during actual field service, which can be done with great ease and facility, the actual weight carried then by the man being more than two pounds less than the English soldier has to bear when carrying seventy rounds of ammunition in his ordinary heavy marching order.

The next part of my accouterments is the coat-yoke, and consists of two straps and a center-piece, with two hooks attached. It is shown in Fig. 9. The two side straps *m* are three-fourths inch wide by thirty-two long, to encircle and suspend coat, and carry mess-can or a water-proof sheet with great-coat, and they are connected together near their center by a strong cross-strap, *n*, two inches wide and six inches in length, and at the points of juncture are two small curb-chain hooks, *o*, from which the coat can be suspended either on the shoulders by the eyes *e* or on the loins by the iron **D**s of the kit-brace. The device thus affords an easy means of transferring the coat from one point of carriage to the other. The great-coat is carried in this yoke so folded that it occupies a space ten by fourteen by three inches deep. It weighs four and a half or five pounds.

Fig. 14 represents the soldier fully accoutered. Fig. 15 represents him as he appears with the kit-bag removed, the coat-yoke taking the place of the magazine-bag on the shoulders, and the magazine-bag transferred from the shoulders to the loins.

The kit-brace can be worn, if desired, without the magazine-brace. In this case the bag or coat-yoke will, of course, be carried on the loins. For most purposes, however, the two braces conjoined will be used.

The magazine-brace, with slight change, can be used for cavalry purposes. This is illustrated in Fig. 8 of the drawings.

The cartridge-holders I here make use of are water-proof leather pouches, four in number, arranged in pairs, one pair on each side. Each pouch *P* is four and a half by five inches, with collapsing sides and bottom, capable of

containing about ten rounds of ammunition. Each pair is united by means of a strong leather backing, ten inches long. The upper free end of this backing tapers to one inch, and holds a one-inch buckle, to which is buckled the front or main strap of the magazine-brace. To the backing is also attached a side strap and buckle, *b'*, to connect with the back strap of the brace. On the lower part of the backing is a loop, through which the cavalry-sword belt passes. By the belt and the brace the pouches are thus retained and steadied in place, while the brace upholds them and the belt as well.

The pouches lie close against the person, and are not in a position to interfere with the sword or bridle arm. By a simple device the ammunition is prevented from accidentally falling out when the flap or cover of the pouch is unfastened. This device consists of a small piece of leather, sewed onto the front and side walls of each pouch at its mouth, leaving a segmental opening at the back for the extraction of the cartridges by means of the first finger and thumb.

The next thing to which I direct my attention is the mess-can strap. This is shown extended in Fig. 10. The mess-can itself, marked *E*, Fig. 11, is similar in general appearance and structure to that used by the English soldier, being somewhat smaller. The strap which binds up the mess-can is composed of crossed straps *p r*. The broad strap *p* is twenty-two inches long, two inches wide at the center, and one-half inch at the ends. The other strap *r* is a half-inch strap, twenty inches in length. There are on the broad strap three loops, *s*, for the mess-can straps of the bags to pass through. There are also formed therein two button-hole slits, *t*, for projections *v* on the mess-can, to engage, when it is desired to suspend the mess-can below the great-coat on the coat-yoke straps.

The strap in Fig. 10 is represented on the mess-can in the position it occupies when the mess-can is to be carried on one or the other of the bags. In case of being suspended below the great-coat, its position on the mess-can must be changed from that shown in Fig. 11 to one in which the projections *v* may pass through the slits *t*.

The mess-can under this arrangement can be carried in no less than six different places on the accouterments.

The canteen or water-bottle *F*, (shown in Fig. 12), made of strong block-tin, is flat on one side and rounded on the other. A drinking-cup, *w*, fits over the bottle, and is retained in its place by a strong three-quarter-inch strap, *X*, which encircles the bottle lengthwise, and is retained on it by passing through two cross-loops on the bottle. The canteen is slung on the waist-belt by means of this strap, or when empty, and not required for use, may be carried in either the magazine-bag or the kit-bag. By means of the strap

the canteen can be readily and quickly attached to or detached from the waist-belt.

The magazine-pouch *G*, (shown in Fig. 13,) is similar in shape and construction to the cavalry-pouches above described, being, however, considerably larger. It is carried on the waist-belt in front by means of a four-inch strong back-strap, loop, and button. This strap *y* (indicated by dotted lines in Fig. 13) is firmly sewed to the top edge of the pouch behind, and has in its lower end a button-hole slit, to button onto a stud at the bottom of the rear face of the pouch. This strap is passed between the soldier's belt and body in front, and is then buttoned down, the pouch then occupying the position shown in Fig. 5.

Having now described my improvements, I shall state my claims as follows:

1. The combination, substantially as described, of the magazine-brace and kit-brace, detachably connected, substantially as and for the purposes set forth.

2. The combination, substantially as set forth, of the magazine-brace, the kit-brace, and the magazine-bag, the latter being transferable from the shoulders to the loins, and adapted to be applied to either brace, as described.

3. The magazine-brace, consisting of the back-straps and the main strap provided at its ends with adjustable hooks, and above the hooks with short side straps or buckles to engage the back-straps, substantially as set forth.

4. The kit-brace, provided at its center part with metal eyes or loops, and otherwise constructed substantially as set forth.

5. The magazine-brace and kit-brace, in combination with the magazine-bag and kit-bag, provided with hooks, and adapted to engage the braces substantially as shown and described.

6. The combination, substantially as set forth, of the waist-belt, the magazine-brace, the kit-brace, magazine-bag, and the kit-bag, said parts being constructed and arranged substantially as described.

7. A set of accouterments, comprising a kit-brace and bag, a magazine brace and bag, a waist-belt, and a coat-yoke, adapted for use substantially as set forth.

8. The magazine-bag, provided with laterally-shiftable hooks, substantially as set forth.

9. The magazine-bag or the kit-bag, provided with hooks, a center strap adapted to hold down the flap or cover, side straps arranged to pass through slits in the flap, and to support the contents of the bag when the flap is loosened, and otherwise constructed substantially as set forth.

10. The herein-described magazine-brace, combined with cavalry cartridge or ammunition pouches under the arrangement substantially as set forth.

11. The coat-yoke, constructed and provid-

ed with hooks, substantially as and for the purposes set forth.

12. The mess-can, provided with a mess-can strap, and adapted for use substantially as set forth.

13. The canteen, the cup, and the canteen-strap, constructed, arranged, and adapted for application to the waist-belt, substantially as set forth.

In testimony whereof I have hereunto signed my name this 28th day of August, A. D. 1876.

W. S. OLIVER, M. D.,

Surgeon Major 60th Rifles.

Witnesses:

M. BAILEY,

A. POLLOK.