



US00D543713S

(12) **United States Design Patent**
Tseng

(10) **Patent No.:** **US D543,713 S**

(45) **Date of Patent:** **** Jun. 5, 2007**

(54) **SWING FRAME**

(75) Inventor: **Chuen-Jong Tseng**, Chiayi Hsien (TW)

(73) Assignee: **Taiwan Shin Yeh Enterprise Co., Ltd.**,
Chiayi Hsien (TW)

(**) Term: **14 Years**

(21) Appl. No.: **29/254,784**

(22) Filed: **Feb. 28, 2006**

(51) **LOC (8) Cl.** **06-01**

(52) **U.S. Cl.** **D6/347; D6/344**

(58) **Field of Classification Search** D6/347,
D6/344, 334, 335, 346, 374, 379, 381, 375,
D6/370, 500-502; 297/273, 277, 280, 281,
297/452.13, 452.19; 472/118, 125; D21/814,
D21/823; 248/126, 127, 163.1, 166
See application file for complete search history.

(56) **References Cited**

U.S. PATENT DOCUMENTS

D282,025 S *	1/1986	Roquiz	D6/346
D379,270 S *	5/1997	Voyce	D6/347
D396,564 S *	8/1998	Tseng	D6/347
D423,802 S *	5/2000	Tseng	D6/344
D440,057 S *	4/2001	Tseng	D6/344
D450,938 S *	11/2001	Liu	D6/347

D450,939 S *	11/2001	Liu	D6/347
D455,908 S *	4/2002	Liu	D6/347
D459,099 S *	6/2002	Liu	D6/347
D485,997 S *	2/2004	Tseng	D6/347
D488,312 S *	4/2004	Liu	D6/344
D489,190 S *	5/2004	Tseng	D6/347

* cited by examiner

Primary Examiner—Caron D. Veynar

Assistant Examiner—Abraham Bahta

(74) *Attorney, Agent, or Firm*—Ladas & Parry LLP

(57) **CLAIM**

The ornamental design for swing frame, as shown and described.

DESCRIPTION

FIG. 1 is a perspective view of swing frame showing my new design;

FIG. 2 is a front elevational view thereof;

FIG. 3 is a rear elevational view thereof;

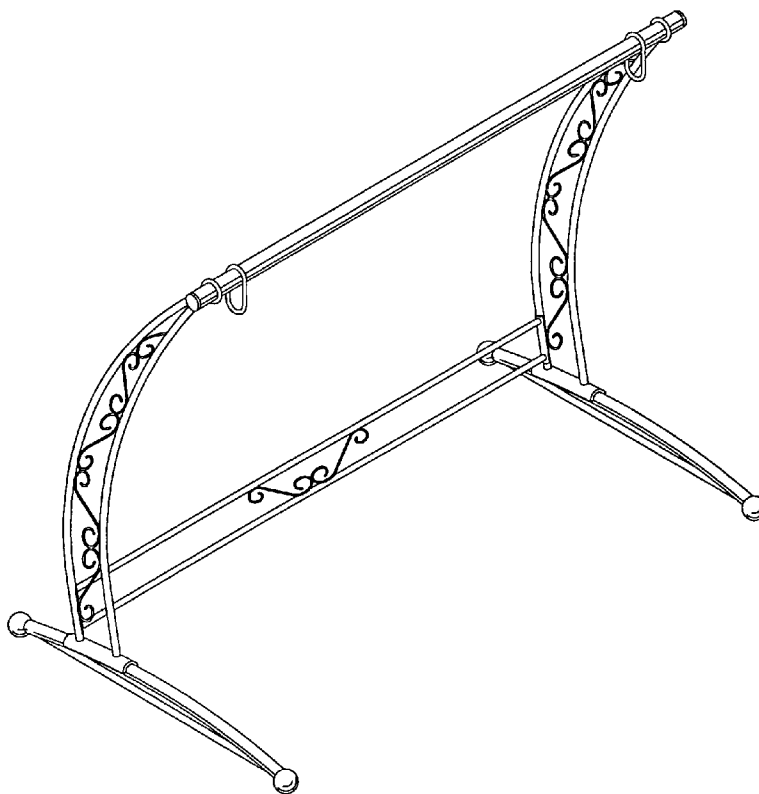
FIG. 4 is a left side elevational view thereof;

FIG. 5 is a right side elevational view thereof;

FIG. 6 is a top plan view thereof; and,

FIG. 7 is a bottom plan view thereof.

1 Claim, 4 Drawing Sheets



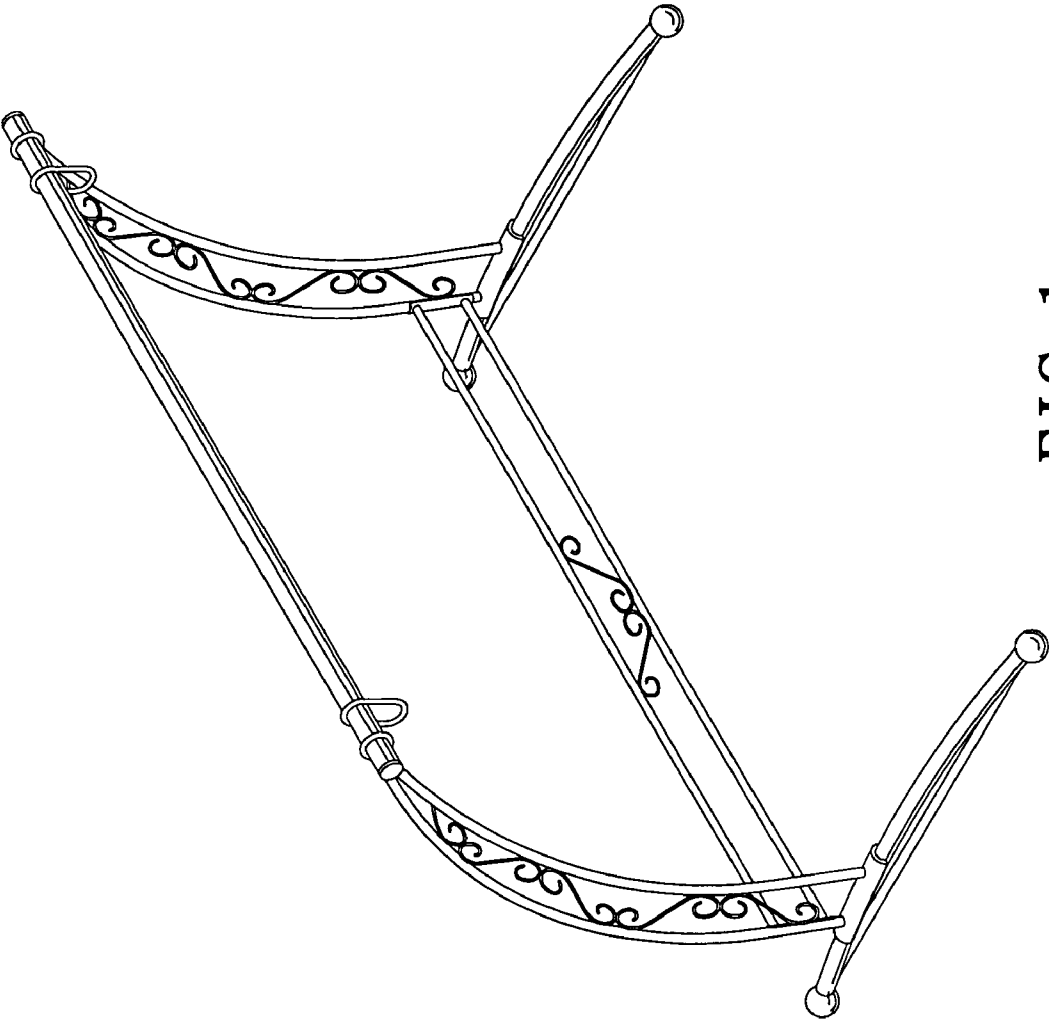


FIG. 1




FIG. 2




FIG. 3




FIG. 4




FIG. 5

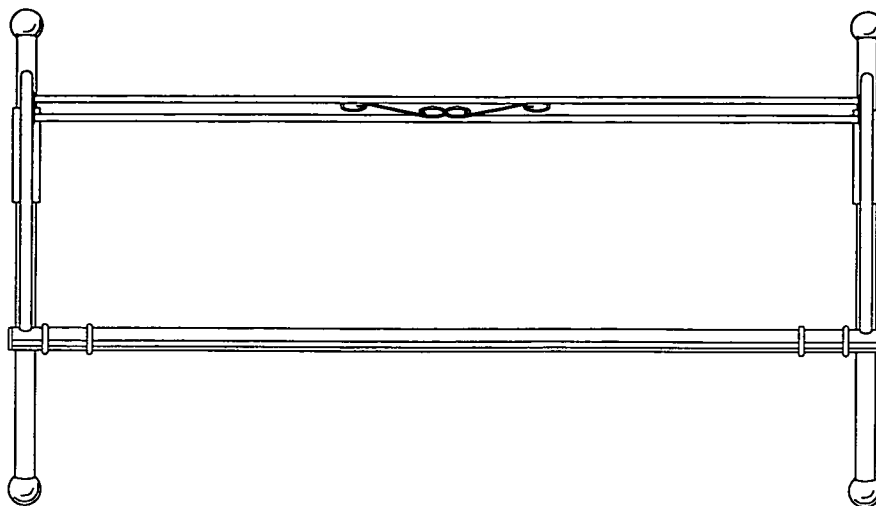


FIG. 6

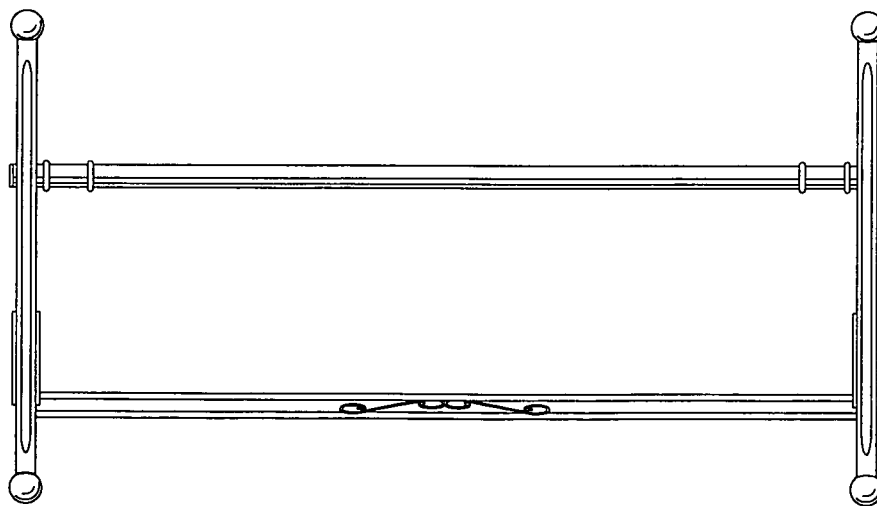


FIG. 7