

(12) STANDARD PATENT
(19) AUSTRALIAN PATENT OFFICE

(11) Application No. **AU 2006295121 B2**

(54) Title
Hexahydro-cycloheptapyrazole cannabinoid modulators

(51) International Patent Classification(s)
C07D 231/54 (2006.01) **C07D 401/12** (2006.01)
A61K 31/416 (2006.01) **C07D 401/14** (2006.01)
A61P 3/00 (2006.01) **C07D 403/04** (2006.01)
A61P 25/00 (2006.01) **C07D 403/06** (2006.01)

(21) Application No: **2006295121** (22) Date of Filing: **2006.09.18**

(87) WIPO No: **WO07/038036**

(30) Priority Data

(31) Number	(32) Date	(33) Country
60/720,253	2005.09.23	US

(43) Publication Date: **2007.04.05**

(44) Accepted Journal Date: **2011.10.27**

(71) Applicant(s)
Janssen Pharmaceutica, N.V.

(72) Inventor(s)
Liotta, Fina;Pan, Meng;Wachter, Michael P.;Xia, Mingde;Lu, Huajun

(74) Agent / Attorney
Shelston IP, Level 21 60 Margaret Street, Sydney, NSW, 2000

(56) Related Art
WO 2006/030124 A1

(12) INTERNATIONAL APPLICATION PUBLISHED UNDER THE PATENT COOPERATION TREATY (PCT)

(19) World Intellectual Property Organization
International Bureau



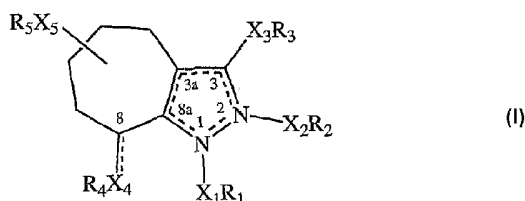
(43) International Publication Date
5 April 2007 (05.04.2007)

PCT

(10) International Publication Number
WO 2007/038036 A1

- (51) **International Patent Classification:**
A61K 31/416 (2006.01) C07D 403/04 (2006.01)
C07D 231/54 (2006.01) C07D 403/06 (2006.01)
C07D 401/12 (2006.01) A61P 3/00 (2006.01)
C07D 401/14 (2006.01) A61P 25/00 (2006.01)
- (21) **International Application Number:**
PCT/US2006/036158
- (22) **International Filing Date:**
18 September 2006 (18.09.2006)
- (25) **Filing Language:** English
- (26) **Publication Language:** English
- (30) **Priority Data:**
60/720,253 23 September 2005 (23.09.2005) US
- (71) **Applicant (for all designated States except US):**
JANSSEN PHARMACEUTICA, N.V. [BE/BE];
Turnhoutseweg 30, B-2340 Beerse (BE).
- (72) **Inventor; and**
- (75) **Inventor/Applicant (for US only):** LIOTTA, Fina
[IT/US]; 342 Edgewood Avenue, Westfield, New Jersey
07090 (US).
- (74) **Agents:** JOHNSON, Philip, S. et al.; Johnson & Johnson,
One Johnson & Johnson Plaza, New Brunswick, New Jersey
08933 (US).
- (81) **Designated States (unless otherwise indicated, for every kind of national protection available):** AE, AG, AL, AM, AT, AU, AZ, BA, BB, BG, BR, BW, BY, BZ, CA, CH, CN, CO, CR, CU, CZ, DE, DK, DM, DZ, EC, EE, EG, ES, FI, GB, GD, GE, GH, GM, HN, HR, HU, ID, IL, IN, IS, JP, KE, KG, KM, KN, KP, KR, KZ, LA, LC, LK, LR, LS, LT, LU, LV, LY, MA, MD, MG, MK, MN, MW, MX, MY, MZ, NA, NG, NI, NO, NZ, OM, PG, PH, PL, PT, RO, RS, RU, SC, SD, SE, SG, SK, SL, SM, SV, SY, TJ, TM, TN, TR, TT, TZ, UA, UG, US, UZ, VC, VN, ZA, ZM, ZW.
- (84) **Designated States (unless otherwise indicated, for every kind of regional protection available):** ARIPO (BW, GH, GM, KE, LS, MW, MZ, NA, SD, SL, SZ, TZ, UG, ZM, ZW), Eurasian (AM, AZ, BY, KG, KZ, MD, RU, TJ, TM), European (AT, BE, BG, CH, CY, CZ, DE, DK, EE, ES, FI, FR, GB, GR, HU, IE, IS, IT, LT, LU, LV, MC, NL, PL, PT, RO, SE, SI, SK, TR), OAPI (BF, BJ, CF, CG, CI, CM, GA, GN, GQ, GW, ML, MR, NE, SN, TD, TG).
- Published:**
— with international search report
— before the expiration of the time limit for amending the claims and to be republished in the event of receipt of amendments
- For two-letter codes and other abbreviations, refer to the "Guidance Notes on Codes and Abbreviations" appearing at the beginning of each regular issue of the PCT Gazette.*

(54) **Title:** HEXAHYDRO-CYCLOHEPTAPYRAZOLE CANNABINOID MODULATORS



(57) **Abstract:** This invention is directed to a hexahydro-cycloheptapyrazole cannabinoid modulator compound of formula (I); and a method for use in treating, ameliorating or preventing a cannabinoid receptor mediated syndrome, disorder or disease.



WO 2007/038036 A1

HEXAHYDRO-CYCLOHEPTAPYRAZOLE CANNABINOID MODULATORS

CROSS REFERENCE TO RELATED APPLICATIONS

This present application claims benefit of U.S. Provisional Patent Application Serial No. 60/720,253, filed September 23, 2005, which is incorporated herein by
5 reference in its entirety and for all purposes.

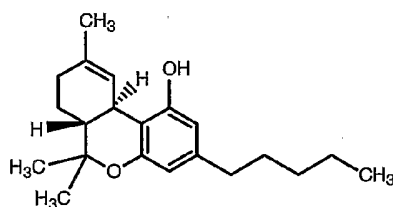
FIELD OF THE INVENTION

This invention is directed to hexahydro-cycloheptapyrazole cannabinoid (CB) modulator compounds and a method for use in treating, ameliorating or preventing a cannabinoid receptor mediated syndrome, disorder or disease.

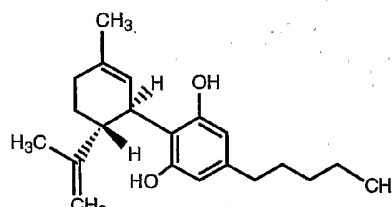
10

BACKGROUND OF THE INVENTION

Before the discovery of the cannabinoid CB1 and CB2 receptors, the term cannabinoid was used to describe the biologically active components of *cannabis sativa*, the most abundant of which are delta-9-tetrahydrocannabinol (THC) and cannabidiol.



THC



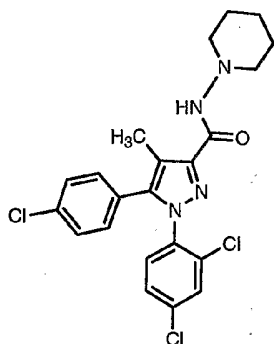
CANNABIDIOL

15

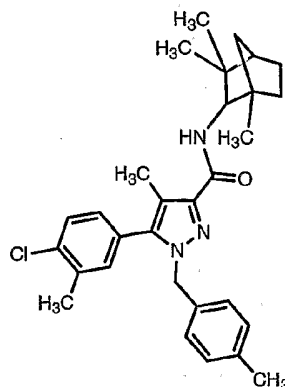
THC is a moderately potent partial agonist of the CB1 and CB2 receptors and is considered the "classical cannabinoid," a term now used to refer to other analogues and derivatives that are structurally related to the tricyclic dibenzopyran THC core. The term "nonclassical cannabinoid" refers to cannabinoid agonists structurally related to cannabidiol.

20

Pharmacological investigations have concentrated on selective CB receptor modulators of the pyrazole structural class, which include SR 141716A (the monohydrochloride salt of SR 141716) and SR 144528.



SR 141716



SR 144528

Pyrazole cannabinoid modulators are one among the many different structural classes which have aided the development of CB pharmacology, have helped to determine the biological effects mediated by the cannabinoid receptors, will lead to further refinement of current compounds and will be a source of new chemical classes in the future.

Certain compounds (including SR 141716, SR 144528 and the like) that were originally classified as selective antagonists are now considered to act as "inverse agonists" rather than pure antagonists. Inverse agonists have the ability to decrease the constitutive level of receptor activation in the absence of an agonist instead of only blocking the activation induced by agonist binding at the receptor. The constitutive activity of CB receptors has important implications since there is a level of continuous signaling by both CB1 and CB2 even in the absence of an agonist. For example, SR 141716A increases CB1 protein levels and sensitizes cells toward agonist action, thus indicating that inverse agonists may be another class of ligands used to modulate the endocannabinoid system and the downstream signaling pathways activated by CB receptors.

PCT Application WO2006/030124 describes pyrazole derivatives as CB1 or CB2 receptor agonists.

Advances in the synthesis of CB and cannabimimetic ligands have furthered the development of receptor pharmacology and provided evidence for the existence of additional cannabinoid receptor sub-types. However, there remains an ongoing need for the identification and development of CB1 or CB2 receptor cannabinoid modulators

for the treatment of a variety of CB receptor modulated syndromes, disorders and diseases.

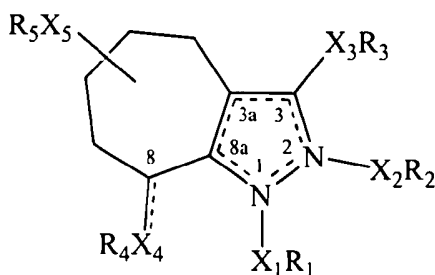
Any discussion of the prior art throughout the specification should in no way be considered as an admission that such prior art is widely known or forms part of common
5 general knowledge in the field.

It is an object of the present invention to overcome or ameliorate at least one of the disadvantages of the prior art, or to provide a useful alternative.

DETAILED DESCRIPTION OF THE INVENTION

Unless the context clearly requires otherwise, throughout the description and the
10 claims, the words “comprise”, “comprising”, and the like are to be construed in an inclusive sense as opposed to an exclusive or exhaustive sense; that is to say, in the sense of “including, but not limited to”.

This invention is directed to a compound of formula (I):



15 or a salt or polymorph thereof wherein

the dashed lines between positions 2-3 and positions 3a-8a in formula (I) represent locations for each of two double bonds present when X_1R_1 is present;

the dashed lines between positions 3-3a and positions 8a-1 in formula (I) represent locations for each of two double bonds present when X_2R_2 is present;

20 the dashed line between position 8 and X_4R_4 in formula (I) represents the location for a double bond;

X_1 is absent or lower alkylene;

X_2 is absent or lower alkylene;

wherein only one of X_1R_1 and X_2R_2 are present;

X_3 is absent, lower alkylene, lower alkylidene or -NH-;

when the dashed line between position 8 and X_4R_4 is absent, X_4 is absent, or is lower alkylene;

5 when the dashed line between position 8 and X_4R_4 is present, X_4 is absent;

X_5 is absent or lower alkylene;

R_1 is selected from hydrogen, alkyl(optionally substituted at one or more positions by halogen, hydroxy or lower alkoxy), lower alkyl-sulfonyl, aryl, C_3 - C_{12} cycloalkyl _____

10



or heterocyclyl, wherein aryl, C₃-C₁₂ cycloalkyl or heterocyclyl is each optionally substituted at one or more positions by halogen, aminosulfonyl, lower alkyl-aminosulfonyl, alkyl (optionally substituted at one or more positions by halogen, hydroxy or lower alkoxy), hydroxy or lower alkoxy
5 (optionally substituted at one or more positions by halogen or hydroxy);

R₂ is selected from hydrogen, alkyl (optionally substituted at one or more positions by halogen, hydroxy or lower alkoxy), lower alkyl-sulfonyl, aryl, C₃-C₁₂ cycloalkyl or heterocyclyl, wherein aryl, C₃-C₁₂ cycloalkyl or heterocyclyl is each optionally substituted at one or more positions by halogen, aminosulfonyl,
10 lower alkyl-aminosulfonyl, alkyl (optionally substituted at one or more positions by halogen, hydroxy or lower alkoxy), hydroxy or lower alkoxy (optionally substituted at one or more positions by halogen or hydroxy);

R₃ is -C(O)-Z₁(R₆), -SO₂-NR₇-Z₂(R₈) or -C(O)-NR₉-Z₃(R₁₀);

when the dashed line between position 8 and X₄R₄ is absent, X₄ is absent or lower
15 alkylene and R₄ is hydroxy, lower alkoxy, halogen, aryl, C₃-C₁₂ cycloalkyl or heterocyclyl, wherein aryl, C₃-C₁₂ cycloalkyl or heterocyclyl is each optionally substituted at one or more positions by hydroxy, oxo, lower alkyl (optionally substituted at one or more positions by halogen, hydroxy or lower alkoxy), lower alkoxy (optionally substituted at one or more positions by halogen or
20 hydroxy) or halogen;

when the dashed line between position 8 and X₄R₄ is present, X₄ is absent and R₄ is CH-aryl or CH-heterocyclyl, wherein aryl or heterocyclyl is each optionally substituted at one or more positions by hydroxy, oxo, lower alkyl (optionally substituted at one or more positions by halogen, hydroxy or lower alkoxy),
25 lower alkoxy (optionally substituted at one or more positions by halogen or hydroxy) or halogen;

R₅ is hydrogen, hydroxy, oxo, halogen, amino, lower alkyl-amino, alkyl (optionally substituted at one or more positions by halogen, hydroxy or lower alkoxy), lower alkoxy (optionally substituted at one or more positions by halogen or
30 hydroxy), carboxy, carbonylalkoxy, carbamoyl, carbamoylalkyl, aryl, aryloxy, arylalkoxy or heterocyclyl;

5 R₆ is aryl, C₃-C₁₂ cycloalkyl or heterocyclyl each optionally substituted by one or more hydroxy, oxo, halogen, amino, lower alkyl-amino, alkyl (optionally substituted at one or more positions by halogen, hydroxy or lower alkoxy), lower alkoxy (optionally substituted at one or more positions by halogen or hydroxy), carboxy, carbonylalkoxy, carbamoyl, carbamoylalkyl, aryl, aryloxy, arylalkoxy or heterocyclyl;

R₇ is hydrogen or lower alkyl;

10 R₈ is hydrogen, aryl, C₃-C₁₂ cycloalkyl or heterocyclyl, wherein aryl, C₃-C₁₂ cycloalkyl or heterocyclyl is each optionally substituted by one or more hydroxy, oxo, halogen, amino, lower alkyl-amino, alkyl (optionally substituted at one or more positions by halogen, hydroxy or lower alkoxy), lower alkoxy (optionally substituted at one or more positions by halogen or hydroxy), carboxy, carbonylalkoxy, carbamoyl, carbamoylalkyl, aryl, aryloxy, arylalkoxy or heterocyclyl;

15 R₉ is hydrogen or lower alkyl;

20 R₁₀ is hydrogen, aryl, C₃-C₁₂ cycloalkyl or heterocyclyl, wherein aryl, C₃-C₁₂ cycloalkyl or heterocyclyl is each optionally substituted by one or more hydroxy, oxo, halogen, amino, lower alkyl-amino, alkyl (optionally substituted at one or more positions by halogen, hydroxy or lower alkoxy), lower alkoxy (optionally substituted at one or more positions by halogen or hydroxy), carboxy, carbonylalkoxy, carbamoyl, carbamoylalkyl, aminosulfonyl, lower alkyl-aminosulfonyl, aryl, aryloxy, arylalkoxy or heterocyclyl;

Z₁ and Z₂ are each absent or alkyl; and,

25 Z₃ is absent, -NH-, -SO₂- or alkyl (wherein alkyl is optionally substituted at one or more positions by halogen, hydroxy, lower alkyl, lower alkoxy, carboxy or carbonylalkoxy).

An example of the present invention is a compound of formula (I) or a salt or polymorph thereof wherein X₁ is absent and R₁ is selected from hydrogen, alkyl, lower alkyl-sulfonyl, aryl, C₃-C₁₂ cycloalkyl or heterocyclyl, wherein aryl or heterocyclyl is

each optionally substituted at one or more positions by halogen, aminosulfonyl or alkyl (optionally substituted at one or more positions by halogen).

5 An example of the present invention is a compound of formula (I) or a salt or polymorph thereof wherein R_3 is $-C(O)-Z_1(R_6)$; X_3 is absent or lower alkylidene; Z_1 is absent or alkyl; and, R_6 is heterocyclyl optionally substituted by one or more hydroxy, halogen, amino, lower alkyl-amino, alkyl (optionally substituted at one or more positions by halogen, hydroxy or lower alkoxy), lower alkoxy (optionally substituted at one or more positions by halogen or hydroxy), carboxy, carbonylalkoxy, carbamoyl, carbamoylalkyl, aryl, aryloxy, arylalkoxy or heterocyclyl.

10 An example of the present invention is a compound of formula (I) or a salt or polymorph thereof wherein R_3 is $-C(O)-R_6$; X_3 is absent; and, R_6 is heterocyclyl optionally substituted by one or more aryl or heterocyclyl.

15 An example of the present invention is a compound of formula (I) or a salt or polymorph thereof wherein R_3 is $-SO_2-NR_7-Z_2(R_8)$; X_3 is absent or lower alkylidene; R_7 is hydrogen or lower alkyl; Z_2 is absent or alkyl; and, R_8 is aryl, C_3-C_{12} cycloalkyl or heterocyclyl.

An example of the present invention is a compound of formula (I) or a salt or polymorph thereof wherein R_3 is $-SO_2-NH-Z_2(R_8)$; X_3 is absent or lower alkylidene; Z_2 is absent or alkyl; and, R_8 is aryl, C_3-C_{12} cycloalkyl or heterocyclyl.

20 An example of the present invention is a compound of formula (I) or a salt or polymorph thereof wherein R_3 is $-C(O)-NR_9-Z_3(R_{10})$; X_3 is absent or lower alkylidene; R_9 is hydrogen or lower alkyl; Z_3 is absent, $-SO_2-$ or alkyl (wherein alkyl is optionally substituted at one or more positions by halogen, hydroxy or carbonylalkoxy); and, R_{10} is hydrogen, aryl, C_3-C_{12} cycloalkyl or heterocyclyl, wherein aryl, C_3-C_{12} cycloalkyl or
25 heterocyclyl is each optionally substituted by one or more hydroxy, halogen, alkyl (optionally substituted at one or more positions by halogen), alkoxy, carboxy, carbonylalkoxy, carbamoylalkyl or aminosulfonyl.

30 An example of the present invention is a compound of formula (I) or a salt or polymorph thereof wherein R_3 is $-C(O)-NH-Z_3(R_{10})$; X_3 is absent or lower alkylidene; Z_3 is absent, $-SO_2-$ or alkyl (wherein alkyl is optionally substituted at one or more positions

by halogen, hydroxy or carbonylalkoxy); and, R_{10} is hydrogen, aryl, C_3 - C_{12} cycloalkyl or heterocyclyl, wherein aryl, C_3 - C_{12} cycloalkyl or heterocyclyl is each optionally substituted by one or more hydroxy, halogen, alkyl (optionally substituted at one or more positions by halogen), alkoxy, carboxy, carbonylalkoxy, carbamoylalkyl or
5 aminosulfonyl.

An example of the present invention is a compound of formula (I) or a salt or polymorph thereof wherein R_3 is $-C(O)-NH-Z_3(R_{10})$; X_3 is absent or lower alkylidene; Z_3 is absent, $-SO_2-$ or alkyl (wherein alkyl is optionally substituted at one or more positions by halogen, hydroxy or carbonylalkoxy); and, R_{10} is aryl optionally substituted by one or
10 more hydroxy, halogen, alkyl (optionally substituted at one or more positions by halogen), alkoxy or aminosulfonyl.

An example of the present invention is a compound of formula (I) or a salt or polymorph thereof wherein R_3 is $-C(O)-NH-Z_3(R_{10})$; X_3 is absent or lower alkylidene; Z_3 is absent, $-SO_2-$ or alkyl (wherein alkyl is optionally substituted at one or more positions
15 by halogen, hydroxy or carbonylalkoxy); and, R_{10} is hydrogen or C_3 - C_{12} cycloalkyl, wherein C_3 - C_{12} cycloalkyl is optionally substituted by one or more hydroxy, alkyl, alkoxy, carboxy, carbonylalkoxy or carbamoylalkyl.

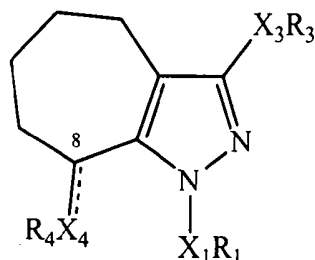
An example of the present invention is a compound of formula (I) or a salt or polymorph thereof wherein R_3 is $-C(O)-NH-Z_3(R_{10})$; X_3 is absent or lower alkylidene; Z_3
20 is absent, $-SO_2-$ or alkyl (wherein alkyl is optionally substituted at one or more positions by halogen, hydroxy or carbonylalkoxy); and, R_{10} is hydrogen or heterocyclyl, wherein heterocyclyl is optionally substituted by one or more carbonylalkoxy.

An example of the present invention is a compound of formula (I) or a salt or polymorph thereof wherein the dashed line between position 8 and X_4R_4 is absent, X_4 is
25 absent or lower alkylene and R_4 is aryl optionally substituted at one or more positions by lower alkyl or halogen.

An example of the present invention is a compound of formula (I) or a salt or polymorph thereof wherein the dashed line between position 8 and X_4R_4 is present, X_4 is
absent and R_4 is CH-aryl or CH-heterocyclyl, wherein aryl or heterocyclyl is each
30 optionally substituted at one or more positions by lower alkoxy or halogen.

An example of the present invention is a compound of formula (I) or a salt or polymorph thereof wherein X_5 is absent and R_5 is hydrogen.

An example of the present invention is a compound of formula (Ia)



or a salt or polymorph thereof wherein X_1 is absent or lower alkylene; X_3 is absent or
 5 lower alkylidene; X_4 is absent or is lower alkylene when the dashed line between
 position 8 and X_4R_4 is absent; X_4 is absent when the dashed line between position 8 and
 X_4R_4 is present; R_1 is selected from hydrogen, alkyl, lower alkyl-sulfonyl, aryl, C_3 - C_{12}
 cycloalkyl or heterocyclyl, wherein aryl or heterocyclyl is each optionally substituted at
 one or more positions by halogen, aminosulfonyl or alkyl (optionally substituted at one
 10 or more positions by halogen); R_3 is $-C(O)-(R_6)$, $-SO_2-NH-Z_2(R_8)$ or $-C(O)-NH-Z_3(R_{10})$;
 when the dashed line between position 8 and X_4R_4 is absent, R_4 is aryl, wherein aryl is
 optionally substituted at one or more positions by lower alkyl or halogen; when the
 dashed line between position 8 and X_4R_4 is present, R_4 is CH-aryl or CH-heterocyclyl,
 wherein aryl or heterocyclyl is each optionally substituted at one or more positions by
 15 lower alkoxy or halogen; R_6 is heterocyclyl optionally substituted by one or more aryl or
 heterocyclyl; Z_2 is absent or alkyl; R_8 is aryl, C_3 - C_{12} cycloalkyl or heterocyclyl; Z_3 is
 absent, $-SO_2-$ or alkyl (wherein alkyl is optionally substituted at one or more positions
 by halogen, hydroxy or carbonylalkoxy); and, R_{10} is hydrogen, aryl, C_3 - C_{12} cycloalkyl or
 heterocyclyl, wherein aryl, C_3 - C_{12} cycloalkyl or heterocyclyl is each optionally
 20 substituted by one or more hydroxy, halogen, alkyl (optionally substituted at one or
 more positions by halogen), alkoxy, carboxy, carbonylalkoxy, carbamoylalkyl or
 aminosulfonyl.

An example of the present invention is a compound of formula (Ia) or a salt or polymorph thereof wherein X_1R_1 , X_3R_3 and X_4R_4 are dependently selected from

	X_1R_1	X_3R_3	X_4R_4
1	4-F-benzyl	C(O)NH-1,3,3-(CH ₃) ₃ - bicyclo[2.2.1]hept-2-yl	4-CH ₃ -benzyl
2	cyclohexyl	C(O)NH-(2 <i>S</i>)-1,3,3-(CH ₃) ₃ - bicyclo[2.2.1]hept-2-yl	4-Cl-benzyl
3	2,4-Cl ₂ -phenyl	(CH) ₂ SO ₂ NH-CH(phenyl)-(S)-CH ₃	3-Cl-benzyl
4	cyclohexyl	C(O)NH-(2 <i>S</i>)-1,3,3-(CH ₃) ₃ - bicyclo[2.2.1]hept-2-yl	3-Cl-benzyl
5	cyclohexyl	C(O)NH-CH(phenyl)-(S)-CH ₃	4-Cl-benzyl
6	cyclohexyl	C(O)NH-CH(phenyl)-(R)-CH ₃	4-Cl-benzyl

	X ₁ R ₁	X ₃ R ₃	X ₄ R ₄
7	cyclohexyl	C(O)NH-CH(phenyl)-(S)-CH ₃	3-Cl-benzyl
8	cyclohexyl	C(O)NH-CH(phenyl)-(R)-CH ₃	3-Cl-benzyl
9	cyclohexyl	C(O)NH-hexahydro-2,5-methano-pentalen-3a-yl	3-Cl-benzyl
10	cyclohexyl	C(O)NH-CH(adamantan-1-yl)-CH ₃	3-Cl-benzyl
11	cyclohexyl	C(O)NH-(2S)-1,3,3-(CH ₃) ₃ -bicyclo[2.2.1]hept-2-yl	2-Cl-benzyl
12	cyclohexyl	C(O)NH-adamantan-2-yl	3-Cl-benzyl
13	cyclohexyl	C(O)NH-adamantan-2-yl	2-Cl-benzyl
14	2,4-Cl ₂ -phenyl	C(O)NH-(2S)-1,3,3-(CH ₃) ₃ -bicyclo[2.2.1]hept-2-yl	4-Cl-benzyl
15	2,4-Cl ₂ -phenyl	C(O)NH-(2S)-1,3,3-(CH ₃) ₃ -bicyclo[2.2.1]hept-2-yl	3-Cl-benzyl
16	cyclohexyl	C(O)NH-adamantan-2-yl	4-Cl-benzyl
17	2,4-Cl ₂ -phenyl	C(O)NH-adamantan-2-yl	3-Cl-benzyl
18	2,4-Cl ₂ -phenyl	C(O)NH-adamantan-2-yl	4-Cl-benzyl
19	cyclohexyl	C(O)NH-adamantan-1-yl	3-Cl-benzyl
20	cyclohexyl	C(O)NH-adamantan-1-yl	4-Cl-benzyl
21	cyclohexyl	C(O)NH-adamantan-1-yl	2-Cl-benzyl
22	2,4-Cl ₂ -phenyl	C(O)NH-adamantan-1-yl	3-Cl-benzyl
23	cyclohexyl	C(O)NH-cyclobutyl	2-Cl-benzyl
24	2,4-Cl ₂ -phenyl	C(O)NH-cyclobutyl	3-Cl-benzyl
25	2,4-Cl ₂ -phenyl	C(O)NH-cyclobutyl	4-Cl-benzyl
26	2,4-Cl ₂ -phenyl	C(O)NH-4-CF ₃ -benzyl	4-Cl-benzyl
27	2,4-Cl ₂ -phenyl	C(O)NH-piperidin-1-yl	4-Cl-benzyl
28	2,4-Cl ₂ -phenyl	C(O)NH-piperidin-1-yl	3-Cl-benzyl
29	4-Cl-benzyl	C(O)NH-cyclobutyl	3-Cl-benzyl
30	4-Cl-benzyl	C(O)NH-cyclobutyl	4-Cl-benzyl
31	cyclohexyl	C(O)NH-cyclopropyl	2-Cl-benzyl
32	cyclohexyl	C(O)NH-cyclopropyl	3-Cl-benzyl
33	cyclohexyl	C(O)NH-cyclopropyl	4-Cl-benzyl
34	4-Cl-benzyl	C(O)NH-cyclopropyl	4-Cl-benzyl
35	4-Cl-benzyl	C(O)NH-cyclopropyl	3-Cl-benzyl
36	cyclohexyl	C(O)NH-cyclobutyl	3-Cl-benzyl
37	cyclohexyl	C(O)NH-cyclobutyl	4-Cl-benzyl
38	2,4-Cl ₂ -phenyl	C(O)NH-cyclopropyl	4-Cl-benzyl

	X_1R_1	X_3R_3	X_4R_4
39	CH ₃	C(O)NH-cyclobutyl	2-Cl-benzyl
40	CH ₃	C(O)NH-(2 <i>S</i>)-1,3,3-(CH ₃) ₃ -bicyclo[2.2.1]hept-2-yl	2-Cl-benzyl
41	2,4-Cl ₂ -phenyl	C(O)NH-cyclobutyl	3-F-benzyl
42	2,4-Cl ₂ -phenyl	C(O)NH-(2 <i>S</i>)-1,3,3-(CH ₃) ₃ -bicyclo[2.2.1]hept-2-yl	3-F-benzyl
43	cyclohexyl	C(O)NH-cyclobutyl	3-F-benzyl
44	cyclohexyl	C(O)NH-(2 <i>S</i>)-1,3,3-(CH ₃) ₃ -bicyclo[2.2.1]hept-2-yl	3-F-benzyl
45	cyclohexyl	C(O)NH-CH(phenyl)-(S)-CH ₃	3-F-benzyl
46	cyclohexyl	C(O)NH-1-CO ₂ C(CH ₃) ₃ -piperidin-4-yl	3-F-benzyl
47	benzyl	C(O)NH-(2 <i>S</i>)-1,3,3-(CH ₃) ₃ -bicyclo[2.2.1]hept-2-yl	phenyl
48	benzyl	C(O)NH-CH(phenyl)-(S)-CH ₃	phenyl
49	cyclohexyl	C(O)NH-cyclopropyl	3-F-benzyl
50	cyclohexyl	C(O)NH-piperidin-1-yl	3-F-benzyl
51	cyclohexyl	C(O)NH-cyclohexyl	3-F-benzyl
52	cyclohexyl	C(O)NH-cyclopentyl	3-F-benzyl
53	cyclohexyl	C(O)NH-benzyl	3-F-benzyl
54	cyclohexyl	C(O)-4-phenyl-piperazin-1-yl	3-F-benzyl
55	cyclohexyl	C(O)NH-CH(phenyl)-(R)-CH ₂ OH	3-F-benzyl
56	cyclohexyl	C(O)NH-cyclopropyl	4-F-benzyl
57	cyclohexyl	C(O)NH-cyclobutyl	4-F-benzyl
58	cyclohexyl	C(O)NH-(2 <i>S</i>)-1,3,3-(CH ₃) ₃ -bicyclo[2.2.1]hept-2-yl	4-F-benzyl
59	cyclohexyl	C(O)NH-cyclopentyl	4-F-benzyl
60	cyclohexyl	C(O)-4-phenyl-piperazin-1-yl	4-F-benzyl
61	cyclohexyl	C(O)NH-benzyl	4-F-benzyl
62	cyclohexyl	C(O)NH-piperidin-1-yl	4-F-benzyl
63	cyclohexyl	C(O)NH-(S-CH)(4-F-benzyl)-CO ₂ CH ₃	4-F-benzyl
64	cyclohexyl	C(O)NH-CH(phenyl)-(S)-CH ₃	4-F-benzyl
65	cyclohexyl	C(O)NH-4-CF ₃ -benzyl	4-F-benzyl
66	cyclohexyl	C(O)NH-CH(phenyl)-(R)-CH ₂ OH	(R*)-4-F-benzyl
67	cyclohexyl	C(O)NH-CH(phenyl)-(R)-CH ₂ OH	(S*)-4-F-benzyl
68	benzyl	C(O)NH-piperidin-1-yl	phenyl
69	benzyl	C(O)NH-3-CF ₃ -benzyl	phenyl

	X_1R_1	X_3R_3	X_4R_4
70	2,4-Cl ₂ -phenyl	C(O)NH-cyclobutyl	4-F-benzyl
71	2,4-Cl ₂ -phenyl	C(O)NH-(2 <i>S</i>)-1,3,3-(CH ₃) ₃ -bicyclo[2.2.1]hept-2-yl	4-F-benzyl
72	2,4-Cl ₂ -phenyl	C(O)NH-(<i>S</i> -CH)(4-F-benzyl)-CO ₂ CH ₃	4-F-benzyl
73	cyclohexyl	C(O)NH-(<i>S</i> -CH)(4-F-benzyl)-CO ₂ CH ₃	3-F-benzyl
74	cyclohexyl	C(O)NH-(2 <i>S</i> ,3 <i>R</i>)-2-CO ₂ CH ₂ CH ₃ -bicyclo[2.2.1]hept-5-en-3-yl	3-F-benzyl
75	cyclohexyl	(CH) ₂ SO ₂ NH-CH(phenyl)-(<i>S</i>)-CH ₃	3-F-benzyl
76	2,4-Cl ₂ -phenyl	C(O)NH-CH(phenyl)-(<i>S</i>)-CH ₃	4-Cl-benzyl
77	2,4-Cl ₂ -phenyl	C(O)NH-CH[(<i>R</i>)-4-F-benzyl]-CO ₂ CH ₃	(<i>R</i> [*])-3-F-benzyl
78	2,4-Cl ₂ -phenyl	C(O)NH-CH[(<i>R</i>)-4-F-benzyl]-CO ₂ CH ₃	(<i>S</i> [*])-3-F-benzyl
79	2,4-Cl ₂ -phenyl	C(O)NH-(2 <i>S</i> ,3 <i>R</i>)-2-CO ₂ CH ₂ CH ₃ -bicyclo[2.2.1]hept-5-en-3-yl	3-F-benzyl
80	2,4-Cl ₂ -phenyl	C(O)NH-(<i>R</i> -CH)(4-OH-benzyl)-CO ₂ CH ₃	3-F-benzyl
81	2,4-Cl ₂ -phenyl	C(O)NH-(<i>R</i> -CH)(4-OH-benzyl)-CO ₂ CH ₃	4-F-benzyl
82	cyclohexyl	C(O)NH-(<i>R</i> -CH)(4-OH-benzyl)-CO ₂ CH ₃	3-F-benzyl
83	cyclohexyl	C(O)NH-(<i>R</i> -CH)(4-OH-benzyl)-CO ₂ CH ₃	4-F-benzyl
84	2,4-Cl ₂ -phenyl	C(O)NH-piperidin-1-yl	3-F-benzyl
85	2,4-Cl ₂ -phenyl	C(O)NH-piperidin-1-yl	4-F-benzyl
86	benzyl	C(O)NH-CH ₂ CF ₃	phenyl
87	benzyl	C(O)NH-CH(4-F-benzyl)-(<i>R</i>)-CO ₂ CH ₃	phenyl
88	cyclohexyl	C(O)NH-(2 <i>S</i> ,3 <i>R</i>)-2-CO ₂ CH ₂ CH ₃ -bicyclo[2.2.1]hept-5-en-3-yl	4-F-benzyl
89	cyclohexyl	C(O)NH-morpholin-4-yl	4-F-benzyl
90	cyclohexyl	C(O)NH-morpholin-4-yl	3-F-benzyl
91	2,4-Cl ₂ -phenyl	C(O)NH-morpholin-4-yl	3-F-benzyl
92	2,4-F ₂ -phenyl	C(O)NH-(2 <i>S</i>)-1,3,3-(CH ₃) ₃ -bicyclo[2.2.1]hept-2-yl	3-F-benzyl
93	2,4-F ₂ -phenyl	(CH) ₂ SO ₂ NH-CH(phenyl)-(<i>S</i>)-CH ₃	3-F-benzyl
94	2,4-F ₂ -phenyl	(CH) ₂ SO ₂ NH-CH(cyclohexyl)-(<i>S</i>)-CH ₃	3-F-benzyl

	X_1R_1	X_3R_3	X_4R_4
95	2,4-F ₂ -phenyl	C(O)NH-CH[(<i>R</i>)-4-OH-benzyl]-CO ₂ CH ₃	3-F-benzyl
96	H	(CH) ₂ SO ₂ NH-CH(phenyl)-(<i>S</i>)-CH ₃	3-F-benzyl
97	2,4-F ₂ -phenyl	C(O)NH-(2 <i>S</i>)-1,3,3-(CH ₃) ₃ -bicyclo[2.2.1]hept-2-yl	4-F-benzyl
98	2,4-F ₂ -phenyl	C(O)NH-CH[(<i>R</i>)-4-OH-benzyl]-CO ₂ CH ₃	4-F-benzyl
99	2,4-F ₂ -phenyl	C(O)NH-(2 <i>S</i> ,3 <i>R</i>)-2-CO ₂ CH ₂ CH ₃ -bicyclo[2.2.1]hept-5-en-3-yl	3-F-benzyl
100	2,4-F ₂ -phenyl	C(O)NH-(1 <i>R</i> ,2 <i>S</i>)-2-OH-indan-1-yl	3-F-benzyl
101	CH ₃	(CH) ₂ SO ₂ NH-CH(phenyl)-(<i>S</i>)-CH ₃	4-F-benzyl
102	2,4-Cl ₂ -phenyl	C(O)NH-CH[(<i>R</i>)-4-OH-benzyl]-CO ₂ CH ₃	3-Cl-benzyl
103	2,4-Cl ₂ -phenyl	C(O)NH-CH[(<i>R</i>)-4-F-benzyl]-CO ₂ CH ₃	3-Cl-benzyl
104	CH ₃	(CH) ₂ SO ₂ NH-CH(phenyl)-(<i>S</i>)-CH ₃	3-F-benzyl
105	cyclohexyl	C(O)NH-(2 <i>R</i> ,3 <i>S</i>)-2-CO ₂ CH ₂ CH ₃ -bicyclo[2.2.1]hept-3-yl	3-F-benzyl
106	cyclohexyl	C(O)NH-(2 <i>R</i> ,3 <i>S</i>)-2-CO ₂ CH ₂ CH ₃ -bicyclo[2.2.1]hept-3-yl	4-F-benzyl
107	2,4-F ₂ -phenyl	(CH) ₂ SO ₂ NH-CH(phenyl)-(<i>S</i>)-CH ₃	4-F-benzyl
108	H	(CH) ₂ SO ₂ NH-CH(phenyl)-(<i>S</i>)-CH ₃	4-F-benzyl
109	2,4-Cl ₂ -phenyl	C(O)NH-(2 <i>R</i> ,3 <i>S</i>)-2-CO ₂ CH ₂ CH ₃ -bicyclo[2.2.1]hept-3-yl	3-Cl-benzyl
110	2,4-F ₂ -phenyl	C(O)NH-(2 <i>R</i> ,3 <i>S</i>)-2-CO ₂ CH ₂ CH ₃ -bicyclo[2.2.1]hept-3-yl	4-F-benzyl
111	2,4-F ₂ -phenyl	C(O)NH-(2 <i>R</i> ,3 <i>S</i>)-2-CO ₂ CH ₂ CH ₃ -bicyclo[2.2.1]hept-3-yl	3-F-benzyl
112	2,4-Cl ₂ -phenyl	C(O)NH-(1 <i>R</i> ,2 <i>S</i>)-2-OH-indan-1-yl	(<i>R</i> *)-3-Cl-benzyl
113	2,4-Cl ₂ -phenyl	C(O)NH-(1 <i>R</i> ,2 <i>S</i>)-2-OH-indan-1-yl	(<i>S</i> *)-3-Cl-benzyl
114	cyclohexyl	C(O)NH-(1 <i>R</i> ,2 <i>S</i>)-2-OH-indan-1-yl	(<i>R</i> *)-3-F-benzyl
115	cyclohexyl	C(O)NH-(1 <i>R</i> ,2 <i>S</i>)-2-OH-indan-1-yl	(<i>S</i> *)-3-F-benzyl
116	2,4-F ₂ -phenyl	C(O)NH-morpholin-4-yl	3-F-benzyl
117	2,4-Cl ₂ -phenyl	C(O)NH-morpholin-4-yl	3-Cl-benzyl
118	2,4-F ₂ -phenyl	C(O)-morpholin-4-yl	3-F-benzyl
119	2,4-F ₂ -phenyl	C(O)NH-(1 <i>R</i> ,2 <i>S</i>)-2-OH-indan-1-yl	4-F-benzyl
120	cyclohexyl	C(O)NH-(1 <i>R</i> ,2 <i>S</i>)-2-OH-indan-1-yl	(<i>R</i> *)-4-F-benzyl
121	cyclohexyl	C(O)NH-(1 <i>R</i> ,2 <i>S</i>)-2-OH-indan-1-yl	(<i>S</i> *)-4-F-benzyl
122	2,4-F ₂ -phenyl	(CH) ₂ SO ₂ NH-piperidin-1-yl	4-F-benzyl

	X_1R_1	X_3R_3	X_4R_4
123	2,4-F ₂ -phenyl	(CH) ₂ SO ₂ NH-piperidin-1-yl	3-F-benzyl
124	CH ₃	(CH) ₂ SO ₂ NH-piperidin-1-yl	3-F-benzyl
125	CH ₃	(CH) ₂ SO ₂ NH-morpholin-4-yl	3-F-benzyl
126	CH ₃	(CH) ₂ SO ₂ NH-morpholin-4-yl	4-F-benzyl
127	2,4-F ₂ -phenyl	(CH) ₂ SO ₂ NH-morpholin-4-yl	4-F-benzyl
128	CH ₃	(CH) ₂ SO ₂ NH-piperidin-1-yl	4-F-benzyl
129	H	C(O)NH-benzyl	4-F-benzyl
130	SO ₂ CH ₃	C(O)NH-benzyl	4-F-benzyl
131	2,4-Cl ₂ -phenyl	C(O)NH-(R-CH)(phenyl)-CH ₃	(E)-4-Cl-benzylidene
132	2,4-Cl ₂ -phenyl	C(O)NH-(R-CH)(cyclohexyl)-CH ₃	(E)-4-Cl-benzylidene
133	2,4-Cl ₂ -phenyl	C(O)NH-piperidin-1-yl	(E)-4-Cl-benzylidene
134	2,4-Cl ₂ -phenyl	C(O)NH-morpholin-4-yl	(E)-4-Cl-benzylidene
135	2,4-Cl ₂ -phenyl	C(O)NH-CH ₂ -4-SO ₂ NH ₂ -phenyl	(E)-4-Cl-benzylidene
136	2,4-Cl ₂ -phenyl	C(O)NH-SO ₂ -phenyl	(E)-4-Cl-benzylidene
137	2,4-Cl ₂ -phenyl	C(O)NH-CH(4-Cl-phenyl)-CH ₃	(E)-4-Cl-benzylidene
138	2,4-Cl ₂ -phenyl	C(O)NH-(S-CH)(cyclohexyl)-CH ₃	(E)-4-Cl-benzylidene
139	2,4-Cl ₂ -phenyl	C(O)NH-(S-CH)(phenyl)-CH ₃	(E)-4-Cl-benzylidene
140	H	C(O)NH-(R-CH)(cyclohexyl)-CH ₃	(E)-4-Cl-benzylidene
141	H	C(O)NH-(S-CH)(phenyl)-CH ₃	(E)-4-Cl-benzylidene
142	H	C(O)NH-(R-CH)(phenyl)-CH ₃	(E)-4-Cl-benzylidene
143	H	C(O)NH-(S-CH)(cyclohexyl)-CH ₃	(E)-4-Cl-benzylidene
144	H	C(O)NH-piperidin-1-yl	(E)-4-Cl-benzylidene
145	H	C(O)NH-morpholin-4-yl	(E)-4-Cl-benzylidene
146	2,4-Cl ₂ -phenyl	C(O)NH-(R-CH)(phenyl)-CH ₃	(E)-4-F-benzylidene
147	2,4-Cl ₂ -phenyl	C(O)NH-(R-CH)(cyclohexyl)-CH ₃	(E)-4-F-benzylidene
148	2,4-Cl ₂ -phenyl	C(O)NH-(S-CH)(cyclohexyl)-CH ₃	(E)-4-F-benzylidene
149	2,4-Cl ₂ -phenyl	C(O)NH-(S-CH)(phenyl)-CH ₃	(E)-4-F-benzylidene
150	2,4-Cl ₂ -phenyl	C(O)NH-piperidin-1-yl	(E)-4-F-benzylidene
151	2,4-Cl ₂ -phenyl	C(O)NH-morpholin-4-yl	(E)-4-F-benzylidene
152	2,4-Cl ₂ -phenyl	C(O)NH-pyridin-2-yl	(E)-4-Cl-benzylidene
153	2,4-Cl ₂ -phenyl	C(O)NH-pyridin-4-yl	(E)-4-Cl-benzylidene
154	2,4-Cl ₂ -phenyl	C(O)NH-4-SO ₂ NH ₂ -phenyl	(E)-4-Cl-benzylidene
155	2,4-Cl ₂ -phenyl	C(O)NH-CH ₂ -pyridin-2-yl	(E)-4-Cl-benzylidene
156	2,4-Cl ₂ -phenyl	C(O)NH-CH ₂ -pyridin-4-yl	(E)-4-Cl-benzylidene
157	2,4-Cl ₂ -phenyl	C(O)NH-(CH ₂) ₂ -pyridin-2-yl	(E)-4-Cl-benzylidene

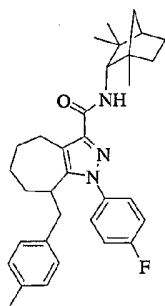
	X_1R_1	X_3R_3	X_4R_4
158	2,4-Cl ₂ -phenyl	C(O)NH-CH(<i>S</i> -CH ₂ OH)- CH(CH ₃) ₂	(<i>R</i> *)-3-Cl-benzyl
159	2,4-Cl ₂ -phenyl	C(O)NH-CH(<i>S</i> -CH ₂ OH)- CH(CH ₃) ₂	(<i>S</i> *)-3-Cl-benzyl
160	H	(CH) ₂ SO ₂ NH-CH(phenyl)-(<i>S</i>)-CH ₃	3-Cl-benzyl
161	2,4-Cl ₂ -phenyl	C(O)NH-CH(<i>S</i> -phenyl)-CH ₂ OH	(<i>R</i> *)-3-Cl-benzyl
162	2,4-Cl ₂ -phenyl	C(O)NH-CH(<i>S</i> -phenyl)-CH ₂ OH	(<i>S</i> *)-3-Cl-benzyl
163	2,4-Cl ₂ -phenyl	C(O)NH-CH(<i>R</i> -benzyl)-CH ₂ OH	3-Cl-benzyl
164	H	C(O)NH-CH(<i>S</i> -phenyl)-CH ₂ OH	3-Cl-benzyl
165	H	C(O)NH-CH(<i>R</i> -phenyl)-CH ₂ OH	3-Cl-benzyl
166	H	C(O)NH-CH(<i>S</i> -benzyl)-CH ₂ OH	3-Cl-benzyl
167	H	C(O)NH-CH(<i>R</i> -benzyl)-CH ₂ OH	3-Cl-benzyl
168	2,4-F ₂ -phenyl	C(O)NH-CH(<i>S</i> -phenyl)-CH ₂ OH	3-F-benzyl
169	2,4-F ₂ -phenyl	C(O)NH-CH(<i>S</i> -phenyl)-CH ₂ Cl	3-F-benzyl
170	pyridin-4-yl	C(O)NH-(<i>R</i> -CH)(phenyl)-CH ₃	(<i>E</i>)-4-Cl-benzylidene
171	pyridin-4-yl	C(O)NH-(<i>S</i> -CH)(phenyl)-CH ₃	(<i>E</i>)-4-Cl-benzylidene
172	2,4-F ₂ -phenyl	C(O)NH-CH(<i>S</i> -phenyl)-CH ₂ Cl	4-F-benzyl
173	2,4-F ₂ -phenyl	C(O)NH-CH(phenyl)-(<i>R</i>)-CH ₃	3-F-benzyl
174	cyclohexyl	C(O)NH-CH(phenyl)-(<i>R</i>)-CH ₃	3-F-benzyl
175	4-CF ₃ - pyrimidin-2-yl	C(O)NH-CH(phenyl)-(<i>R</i>)-CH ₃	3-Cl-benzyl
176	4-CF ₃ - pyrimidin-2-yl	C(O)NH-CH(phenyl)-(<i>R</i>)-CH ₂ OH	3-Cl-benzyl
177	7-Cl-quinolin- 4-yl	C(O)NH-CH(phenyl)-(<i>R</i>)-CH ₃	3-Cl-benzyl
178	4-CF ₃ - pyrimidin-2-yl	C(O)NH-CH(phenyl)-(<i>R</i>)-CH ₂ Cl	3-Cl-benzyl
179	4-CF ₃ - pyrimidin-2-yl	C(O)NH-CH(phenyl)-(<i>S</i>)-CH ₂ Cl	3-Cl-benzyl
180	pyridin-4-yl	C(O)NH-(<i>R</i> -CH)(cyclohexyl)-CH ₃	(<i>E</i>)-4-Cl-benzylidene
181	pyridin-4-yl	C(O)NH-(<i>S</i> -CH)(cyclohexyl)-CH ₃	(<i>E</i>)-4-Cl-benzylidene
182	pyridin-4-yl	C(O)NH-piperidin-1-yl	(<i>E</i>)-4-Cl-benzylidene
183	pyridin-4-yl	C(O)NH-morpholin-4-yl	(<i>E</i>)-4-Cl-benzylidene
184	4-SO ₂ NH ₂ - phenyl	C(O)NH-(<i>R</i> -CH)(phenyl)-CH ₃	(<i>E</i>)-4-Cl-benzylidene
185	4-SO ₂ NH ₂ - phenyl	C(O)NH-(<i>R</i> -CH)(cyclohexyl)-CH ₃	(<i>E</i>)-4-Cl-benzylidene
186	4-CF ₃ - pyrimidin-2-yl	C(O)NH-CH(<i>R</i> -benzyl)-CH ₂ OH	3-Cl-benzyl

	X_1R_1	X_3R_3	X_4R_4
187	4-CF ₃ -pyrimidin-2-yl	C(O)NH-CH(<i>R</i> -benzyl)-CH ₂ Cl	3-Cl-benzyl
188	2,4-Cl ₂ -phenyl	C(O)-2-pyridin-2-yl-pyrrolidin-1-yl	(<i>E</i>)-4-F-benzylidene
189	2-Cl-phenyl	C(O)NH-(<i>R</i> -CH)(cyclohexyl)-CH ₃	(<i>E</i>)-4-Cl-benzylidene
190	2-Cl-phenyl	C(O)NH-(<i>R</i> -CH)(phenyl)-CH ₃	(<i>E</i>)-4-Cl-benzylidene
191	2-Cl-phenyl	C(O)NH-(<i>S</i> -CH)(phenyl)-CH ₃	(<i>E</i>)-4-Cl-benzylidene
192	2-Cl-phenyl	C(O)NH-(<i>S</i> -CH)(cyclohexyl)-CH ₃	(<i>E</i>)-4-Cl-benzylidene
193	2-Cl-phenyl	C(O)NH-piperidin-1-yl	(<i>E</i>)-4-Cl-benzylidene
194	2-Cl-phenyl	C(O)NH-morpholin-4-yl	(<i>E</i>)-4-Cl-benzylidene
195	2,5-Cl ₂ -phenyl	C(O)NH-(<i>R</i> -CH)(phenyl)-CH ₃	(<i>E</i>)-4-Cl-benzylidene
196	2,5-Cl ₂ -phenyl	C(O)NH-(<i>R</i> -CH)(cyclohexyl)-CH ₃	(<i>E</i>)-4-Cl-benzylidene
197	2,5-Cl ₂ -phenyl	C(O)NH-(<i>S</i> -CH)(cyclohexyl)-CH ₃	(<i>E</i>)-4-Cl-benzylidene
198	2,5-Cl ₂ -phenyl	C(O)NH-(<i>S</i> -CH)(phenyl)-CH ₃	(<i>E</i>)-4-Cl-benzylidene
199	2,5-Cl ₂ -phenyl	C(O)NH-piperidin-1-yl	(<i>E</i>)-4-Cl-benzylidene
200	2,5-Cl ₂ -phenyl	C(O)NH-morpholin-4-yl	(<i>E</i>)-4-Cl-benzylidene
201	2,5-Cl ₂ -phenyl	C(O)-morpholin-4-yl	(<i>E</i>)-4-Cl-benzylidene
202	2,4-Cl ₂ -phenyl	C(O)NH-(<i>R</i> -CH)(phenyl)-CH ₂ CH ₃	(<i>E</i>)-4-F-benzylidene
203	2,4-Cl ₂ -phenyl	C(O)NH-(<i>R</i> -CH)(phenyl)-(S)-CH ₂ OH	(<i>E</i>)-4-F-benzylidene
204	2,4-Cl ₂ -phenyl	C(O)NH-(<i>S</i> -CH)(phenyl)-CH ₂ OH	(<i>E</i>)-4-F-benzylidene
205	2,4-Cl ₂ -phenyl	C(O)NH-Cl(phenyl)(CH ₃) ₂	(<i>E</i>)-4-F-benzylidene
206	2,4-Cl ₂ -phenyl	C(O)-2-pyridin-2-yl-piperidin-1-yl	(<i>E</i>)-4-F-benzylidene
207	2,4-Cl ₂ -phenyl	C(O)NH-(1 <i>R</i>)-indan-1-yl	(<i>E</i>)-4-F-benzylidene
208	2,4-Cl ₂ -phenyl	C(O)NH-(1 <i>S</i> ,2 <i>R</i>)-2-OH-indan-1-yl	(<i>E</i>)-4-F-benzylidene
209	2,4-Cl ₂ -phenyl	C(O)NH-1,2,3,4-tetrahydronaphthalen-1-yl	(<i>E</i>)-4-F-benzylidene
210	2,4-Cl ₂ -phenyl	C(O)NH-CH ₂ -pyridin-2-yl	(<i>E</i>)-4-OCH ₃ -benzylidene
211	2,4-Cl ₂ -phenyl	C(O)NH-Cl(phenyl)(CH ₃) ₂	(<i>E</i>)-4-OCH ₃ -benzylidene
212	2,4-Cl ₂ -phenyl	C(O)NH-(<i>R</i> -CH)(phenyl)-CH ₃	(<i>E</i>)-4-OCH ₃ -benzylidene
213	2,4-Cl ₂ -phenyl	C(O)NH-(<i>S</i> -CH)(phenyl)-CH ₃	(<i>E</i>)-4-OCH ₃ -benzylidene
214	2,4-Cl ₂ -phenyl	C(O)NH-(<i>R</i> -CH)(cyclohexyl)-CH ₃	(<i>E</i>)-4-OCH ₃ -benzylidene
215	2,4-Cl ₂ -phenyl	C(O)NH-(<i>S</i> -CH)(phenyl)-CH ₂ OH	(<i>E</i>)-4-OCH ₃ -benzylidene
216	2,4-Cl ₂ -phenyl	C(O)NH-(1 <i>R</i>)-indan-1-yl	(<i>E</i>)-4-OCH ₃ -benzylidene
217	2,4-Cl ₂ -phenyl	C(O)NH-piperidin-1-yl	(<i>E</i>)-4-OCH ₃ -benzylidene

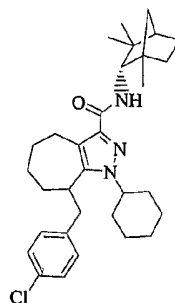
	X_1R_1	X_3R_3	X_4R_4
218	4-F-phenyl	C(O)NH-(2 <i>S</i> ,3 <i>R</i>)-2-CO ₂ CH ₂ CH ₃ - bicyclo[2.2.1]hept-3-yl	4-CH ₃ -benzyl
219	cyclohexyl	C(O)NH-CH(phenyl)-(R)-CH ₂ OH	(<i>E</i>)-4-F-benzylidene
220	4-CF ₃ - pyrimidin-2-yl	C(O)NH-CH(phenyl)-(S)-CH ₂ OH	(<i>E</i>)-4-F-benzylidene
221	2,4-Cl ₂ -phenyl	C(O)NH-(1 <i>R</i> ,2 <i>R</i>)-2-OH- cyclopentyl	(<i>E</i>)-4-OCH ₃ -benzylidene
222	2,4-Cl ₂ -phenyl	C(O)NH-CH(pyridin-2-yl)-CH ₃	(<i>E</i>)-4-OCH ₃ -benzylidene
223	H	C(O)-piperidin-1-yl	(<i>E</i>)-4-Cl-benzylidene
224	2,4-Cl ₂ -phenyl	C(O)NH-CH(pyridin-2-yl)-CH ₃	(<i>E</i>)-4-F-benzylidene
225	2,4-Cl ₂ -phenyl	C(O)NH-(R-CH)(pyridin-2-yl)- CH ₃	(<i>E</i>)-4-F-benzylidene
226	2,4-Cl ₂ -phenyl	C(O)NH-hexahydro- cyclopenta[<i>c</i>]pyrrol-2-yl	(<i>E</i>)-4-OCH ₃ -benzylidene
227	2,4-Cl ₂ -phenyl	C(O)NH-(R-CH)(pyridin-2-yl)- CH ₃	(<i>E</i>)-4-OCH ₃ -benzylidene
228	H	C(O)NH-CH(phenyl)-(R)-CH ₂ OH	(<i>S</i> [*])-3-Cl-benzyl
229	H	C(O)NH-CH(phenyl)-(R)-CH ₂ OH	(<i>R</i> [*])-3-Cl-benzyl
230	H	C(O)NH-CH(phenyl)-(S)-CH ₂ OH	(<i>R</i> [*])-3-Cl-benzyl
231	H	C(O)NH-CH(phenyl)-(S)-CH ₂ OH	(<i>S</i> [*])-3-Cl-benzyl
232	H	(CH) ₂ SO ₂ NH-CH(phenyl)-(S)-CH ₃	(<i>R</i> [*])-3-F-benzyl
233	H	(CH) ₂ SO ₂ NH-CH(phenyl)-(S)-CH ₃	(<i>S</i> [*])-3-F-benzyl
234	H	C(O)NH-CH-(R)-phenyl-CH ₂ OH	(<i>E</i>)-4-Cl-benzylidene
235	H	(CH) ₂ SO ₂ NH-CH(phenyl)-(R)-CH ₃	3-F-benzyl
236	H	(CH) ₂ SO ₂ NH-CH(phenyl)-(R)-CH ₃	(<i>E</i>)-4-Cl-benzylidene
237	H	(CH) ₂ SO ₂ NH-CH(phenyl)-(S)-CH ₃	(<i>E</i>)-4-Cl-benzylidene
238	H	C(O)NH-(S-CH)(4-F-benzyl)- CO ₂ CH ₃	(<i>E</i>)-4-Cl-benzylidene
239	H	C(O)NH-CH-(R)-phenyl-CH ₂ OH	(<i>E</i>)-3-Cl-benzylidene
240	H	C(O)NH-(S-CH)(4-F-benzyl)- CO ₂ CH ₃	(<i>E</i>)-3-Cl-benzylidene
241	CH ₃	C(O)NH-(S-CH)(4-F-benzyl)- CO ₂ CH ₃	(<i>E</i>)-3-F-benzylidene
242	CH ₃	C(O)NH-CH-(R)-phenyl-CH ₂ OH	(<i>E</i>)-3-F-benzylidene
243	CH ₃	C(O)-imidazol-1-yl	(<i>E</i>)-3-F-benzylidene
244	CH ₃	C(O)NH-CH-[(S)-4-OH-benzyl]- CH ₂ OH	(<i>E</i>)-3-F-benzylidene

	X_1R_1	X_3R_3	X_4R_4
245	H	C(O)NH-(<i>R</i> -CH)(4-F-benzyl)- CO ₂ CH ₃	(<i>E</i>)-3-Cl-benzylidene
246	H	C(O)NH-CH-[(<i>S</i>)-4-OH-benzyl]- CH ₂ OH	(<i>E</i>)-3-Cl-benzylidene
247	H	C(O)NH-(<i>R</i> -CH)(4-F-benzyl)- CO ₂ CH ₃	(<i>E</i>)-4-Cl-benzylidene
248	CH ₃	C(O)NH-(<i>R</i> -CH)(4-F-benzyl)- CO ₂ CH ₃	(<i>E</i>)-3-F-benzylidene

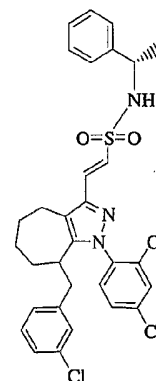
Compounds of Formula (I) and pharmaceutically acceptable forms thereof include those selected from:



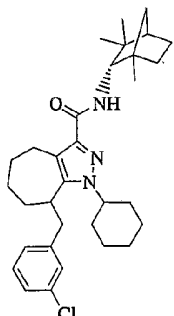
Cpd 1



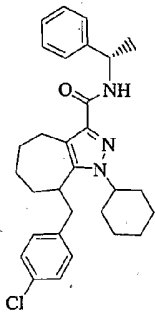
Cpd 2



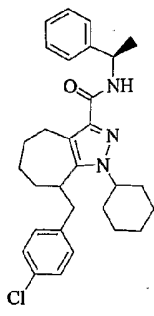
Cpd 3



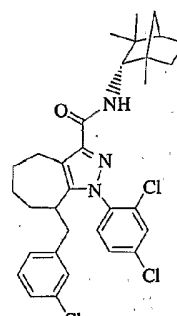
Cpd 4



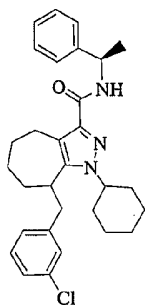
Cpd 5



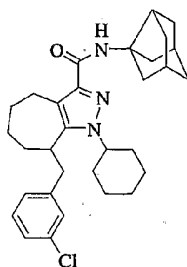
Cpd 6



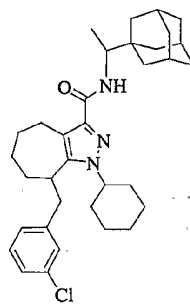
Cpd 7



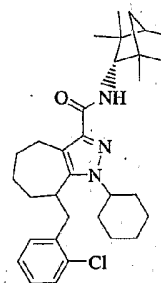
Cpd 8



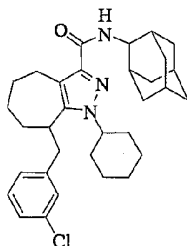
Cpd 9



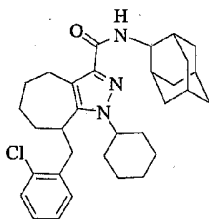
Cpd 10



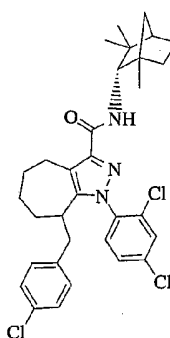
Cpd 11



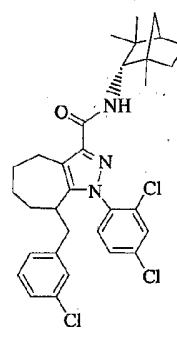
Cpd 12



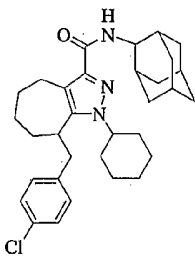
Cpd 13



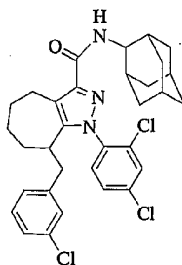
Cpd 14



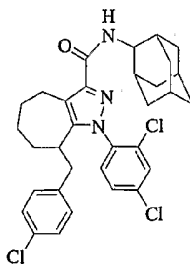
Cpd 15



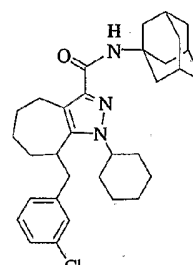
Cpd 16



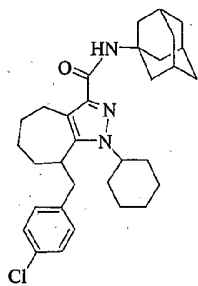
Cpd 17



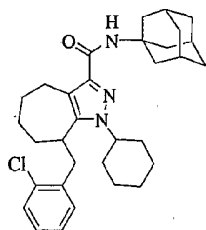
Cpd 18



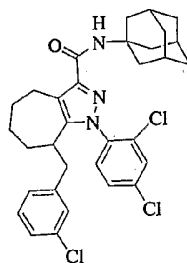
Cpd 19



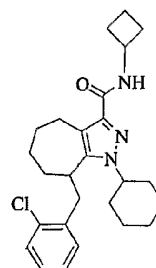
Cpd 20



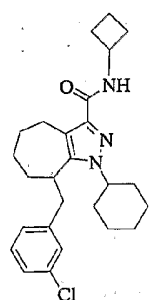
Cpd 21



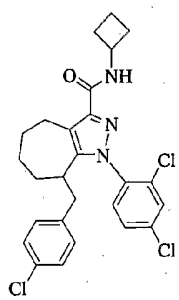
Cpd 22



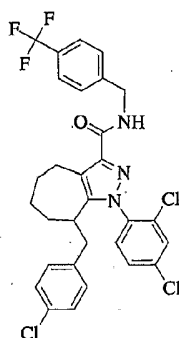
Cpd 23



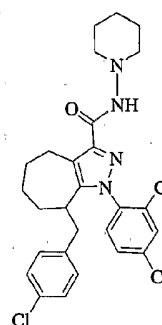
Cpd 24



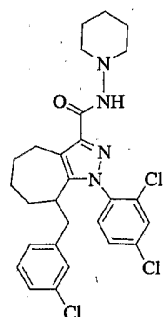
Cpd 25



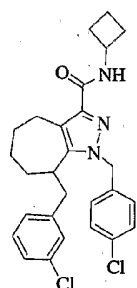
Cpd 26



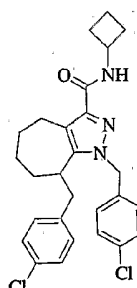
Cpd 27



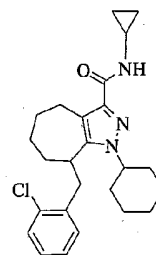
Cpd 28



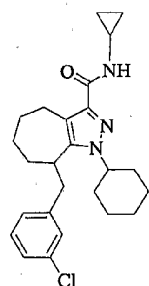
Cpd 29



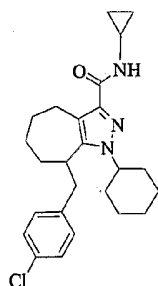
Cpd 30



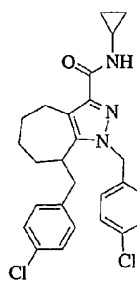
Cpd 31



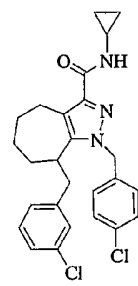
Cpd 32



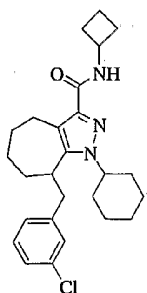
Cpd 33



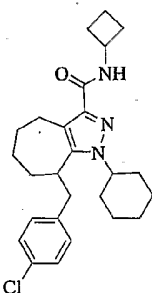
Cpd 34



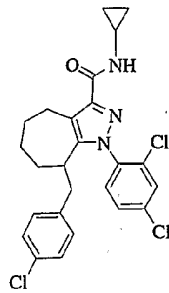
Cpd 35



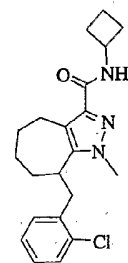
Cpd 36



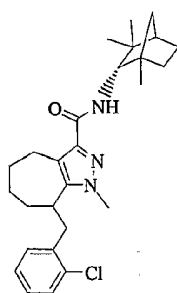
Cpd 37



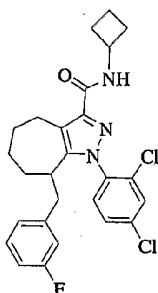
Cpd 38



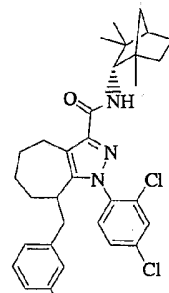
Cpd 39



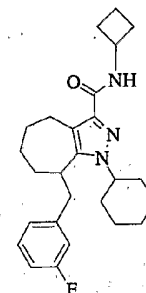
Cpd 40



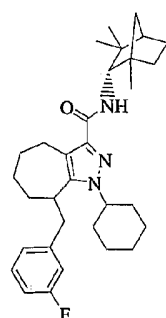
Cpd 41



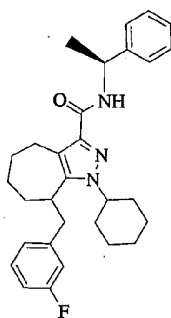
Cpd 42



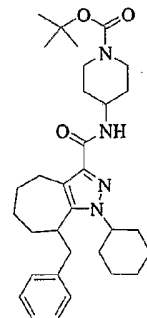
Cpd 43



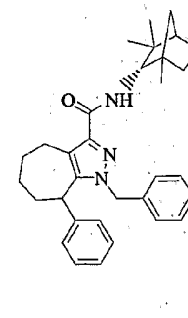
Cpd 44



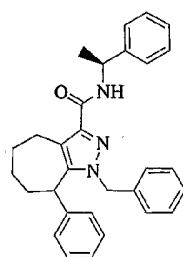
Cpd 45



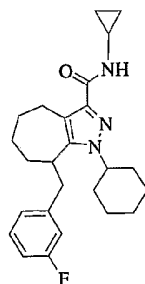
Cpd 46



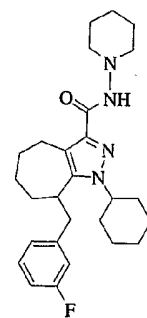
Cpd 47



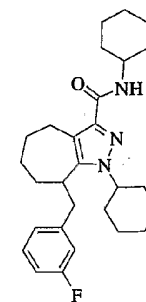
Cpd 48



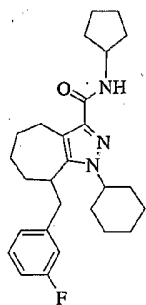
Cpd 49



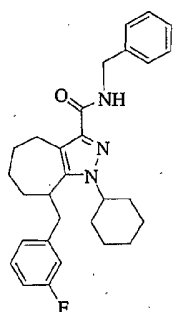
Cpd 50



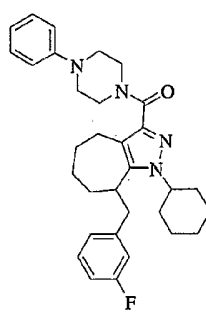
Cpd 51



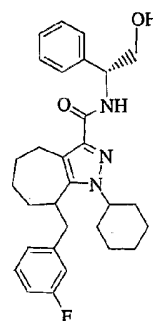
Cpd 52



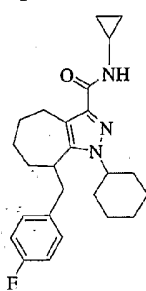
Cpd 53



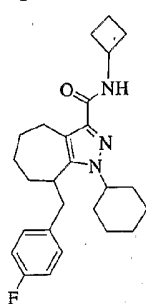
Cpd 54



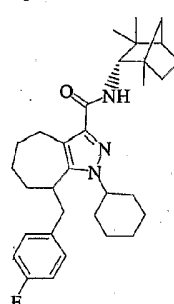
Cpd 55



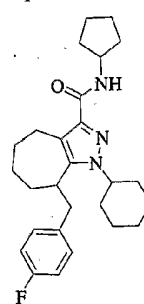
Cpd 56



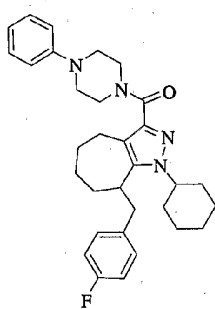
Cpd 57



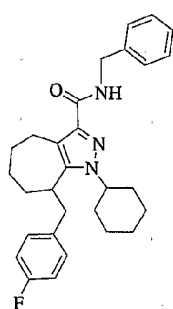
Cpd 58



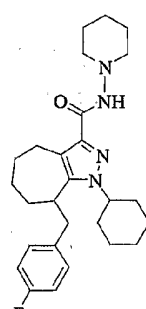
Cpd 59



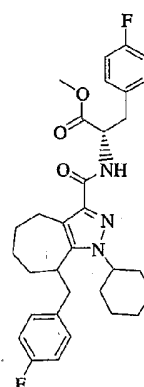
Cpd 60



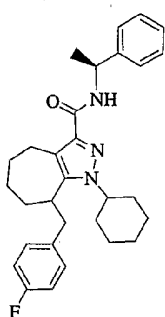
Cpd 61



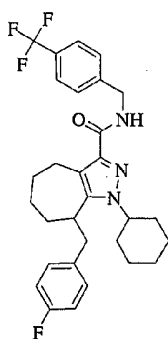
Cpd 62



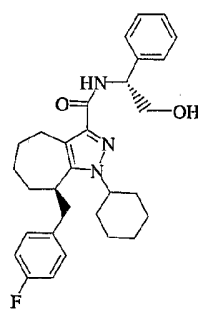
Cpd 63



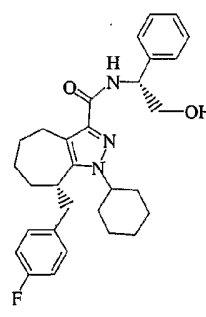
Cpd 64



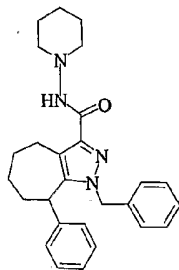
Cpd 65



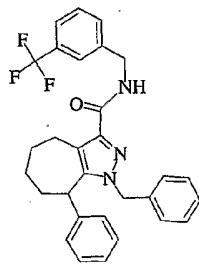
Cpd 66



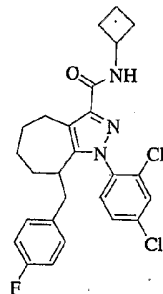
Cpd 67



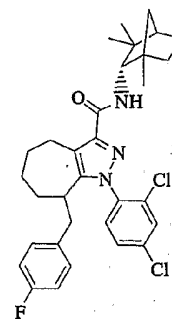
Cpd 68



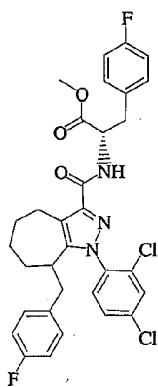
Cpd 69



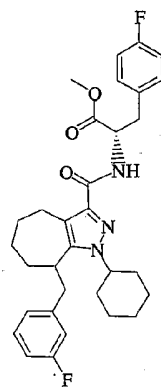
Cpd 70



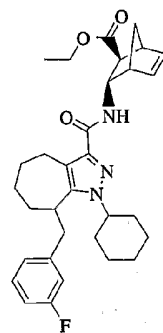
Cpd 71



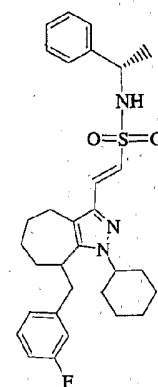
Cpd 72



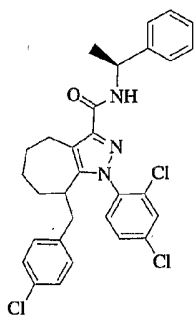
Cpd 73



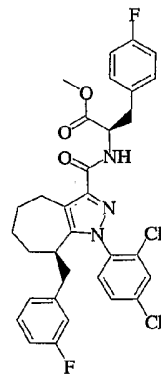
Cpd 74



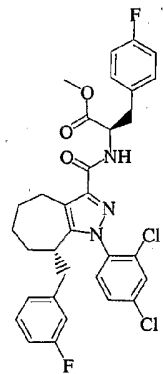
Cpd 75



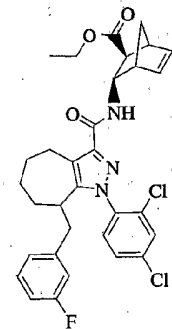
Cpd 76



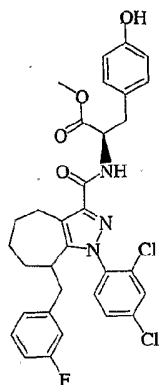
Cpd 77



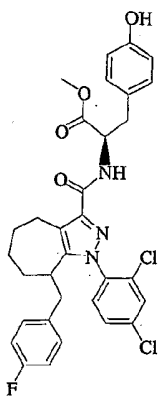
Cpd 78



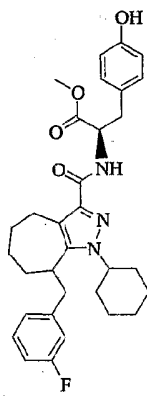
Cpd 79



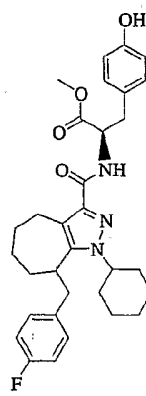
Cpd 80



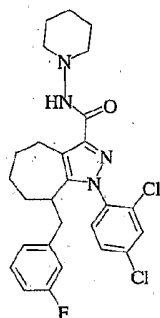
Cpd 81



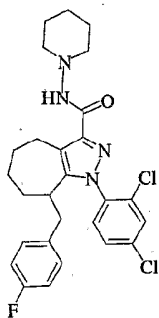
Cpd 82



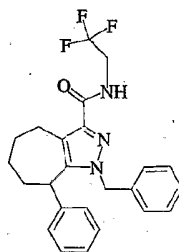
Cpd 83



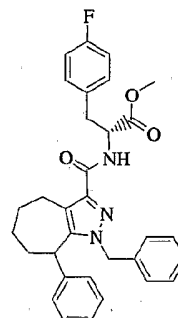
Cpd 84



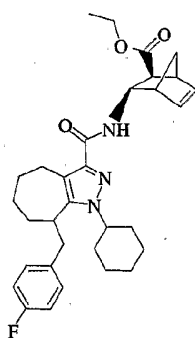
Cpd 85



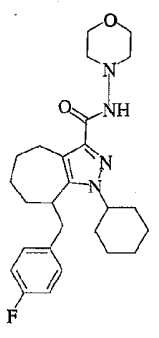
Cpd 86



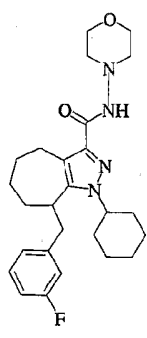
Cpd 87



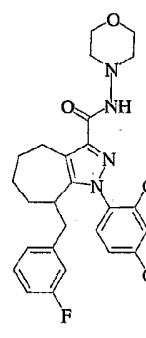
Cpd 88



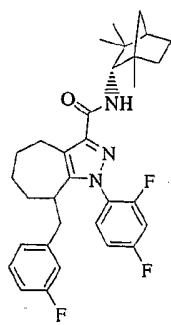
Cpd 89



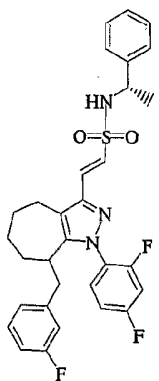
Cpd 90



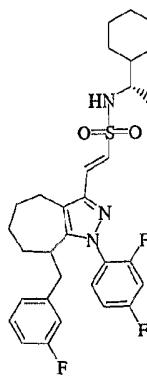
Cpd 91



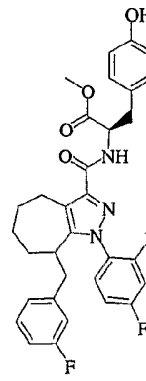
Cpd 92



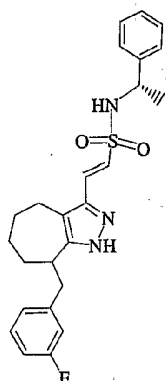
Cpd 93



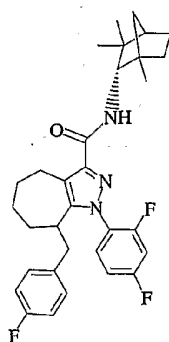
Cpd 94



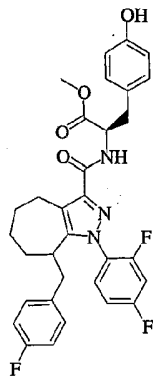
Cpd 95



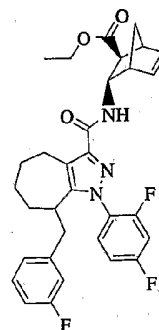
Cpd 96



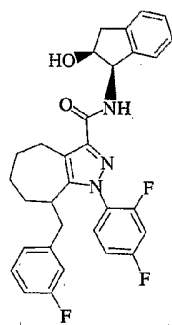
Cpd 97



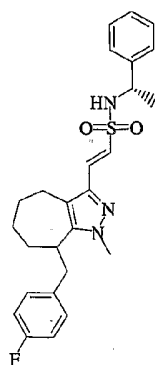
Cpd 98



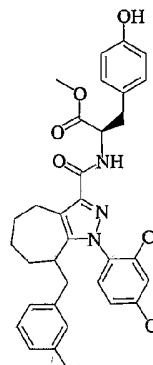
Cpd 99



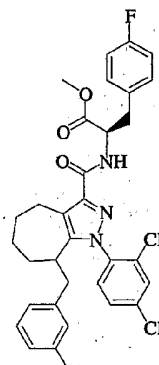
Cpd 100



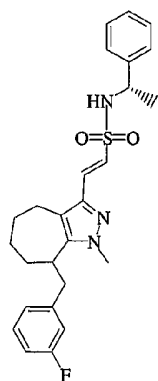
Cpd 101



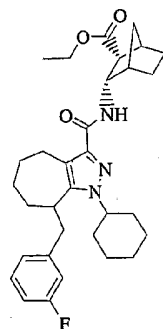
Cpd 102



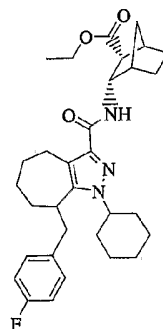
Cpd 103



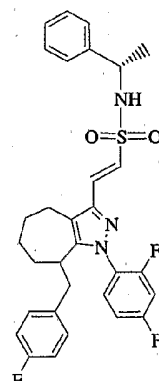
Cpd 104



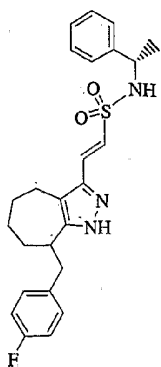
Cpd 105



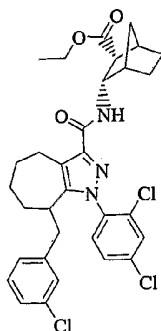
Cpd 106



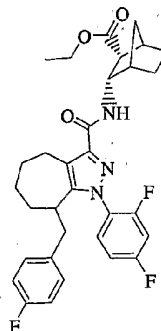
Cpd 107



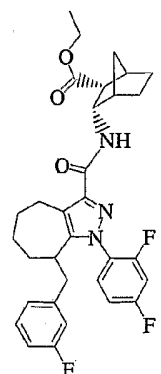
Cpd 108



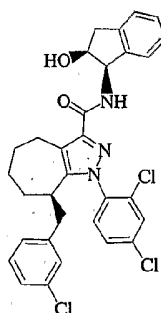
Cpd 109



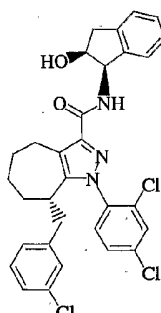
Cpd 110



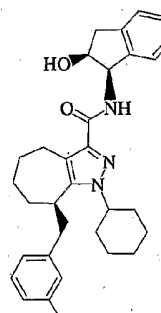
Cpd 111



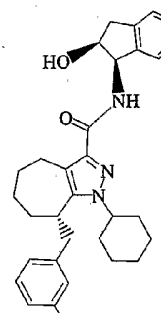
Cpd 112



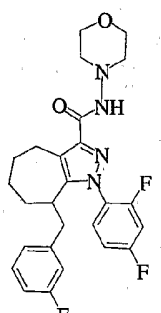
Cpd 113



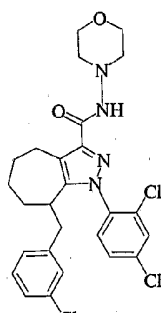
Cpd 114



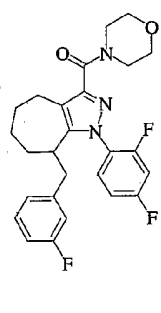
Cpd 115



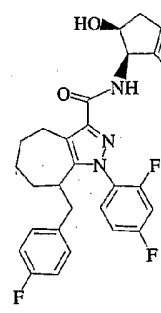
Cpd 116



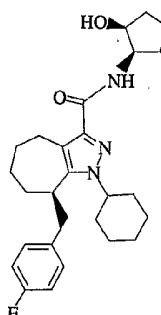
Cpd 117



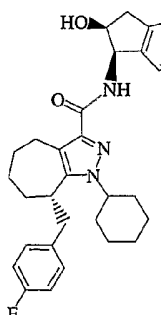
Cpd 118



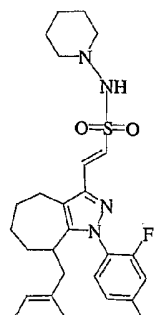
Cpd 119



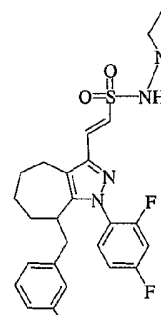
Cpd 120



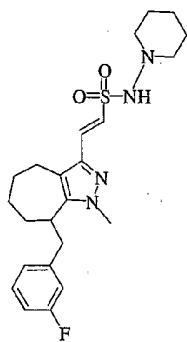
Cpd 121



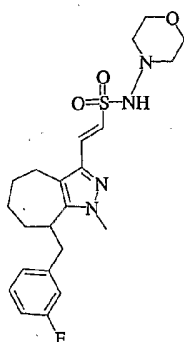
Cpd 122



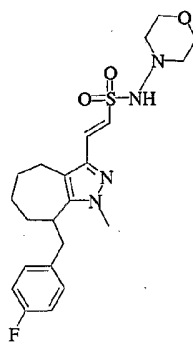
Cpd 123



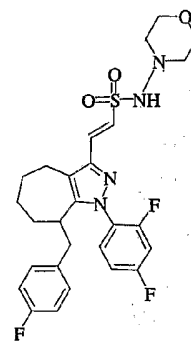
Cpd 124



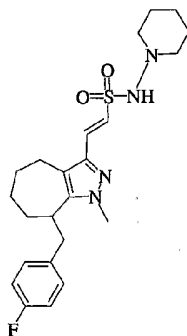
Cpd 125



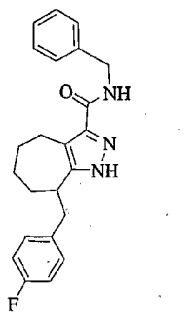
Cpd 126



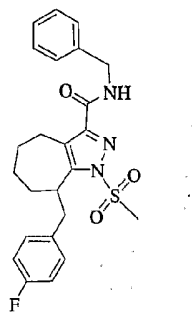
Cpd 127



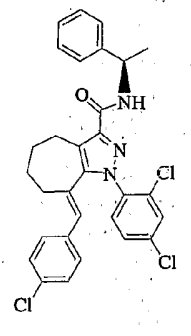
Cpd 128



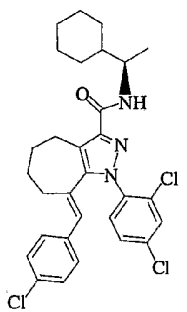
Cpd 129



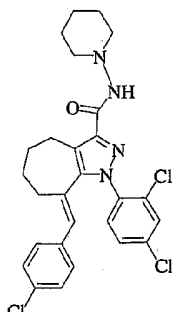
Cpd 130



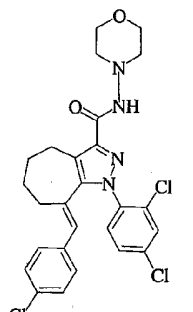
Cpd 131



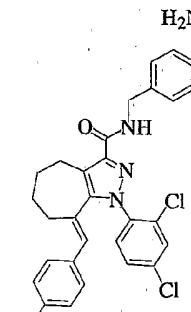
Cpd 132



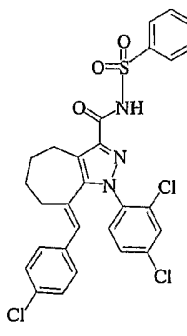
Cpd 133



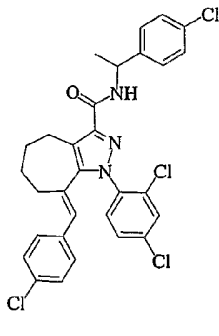
Cpd 134



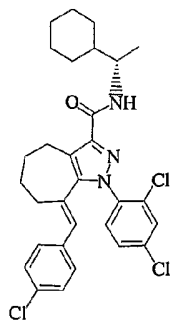
Cpd 135



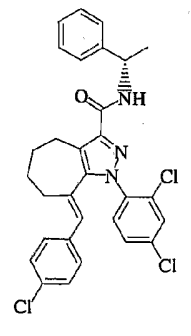
Cpd 136



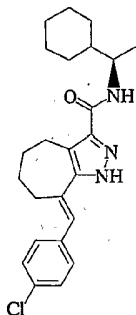
Cpd 137



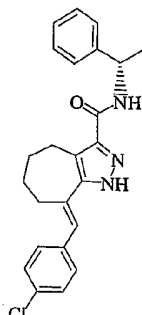
Cpd 138



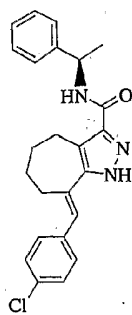
Cpd 139



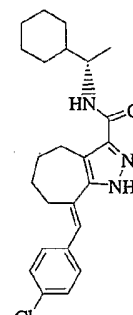
Cpd 140



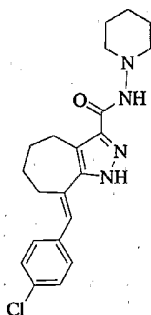
Cpd 141



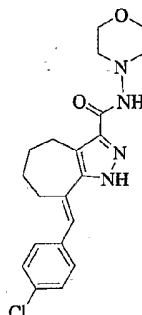
Cpd 142



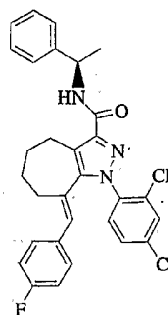
Cpd 143



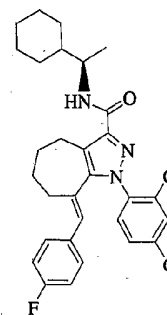
Cpd 144



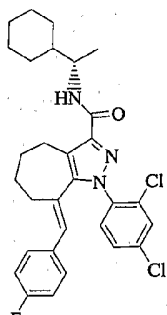
Cpd 145



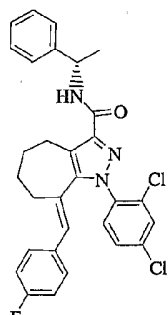
Cpd 146



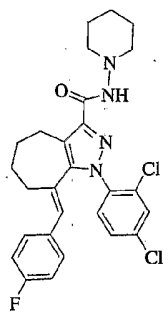
Cpd 147



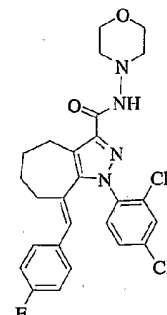
Cpd 148



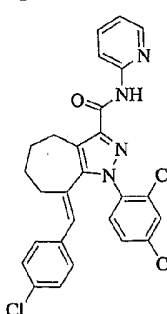
Cpd 149



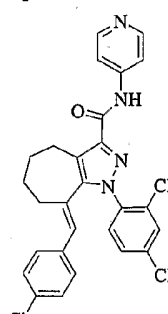
Cpd 150



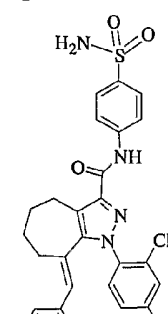
Cpd 151



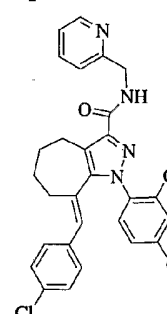
Cpd 152



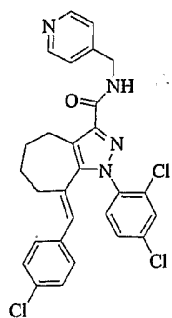
Cpd 153



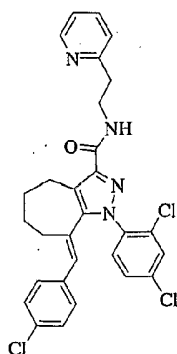
Cpd 154



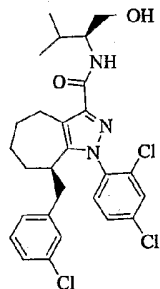
Cpd 155



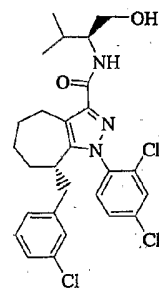
Cpd 156



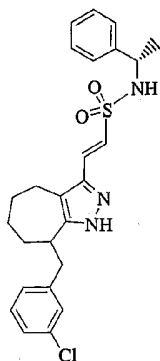
Cpd 157



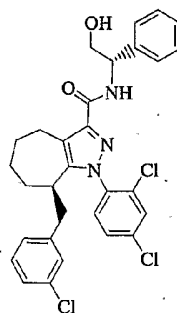
Cpd 158



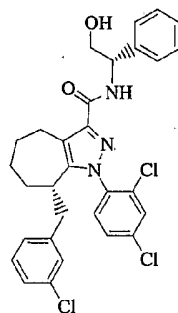
Cpd 159



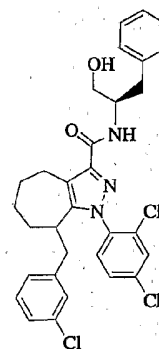
Cpd 160



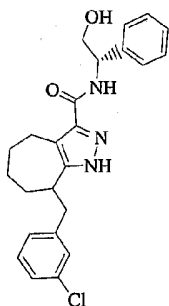
Cpd 161



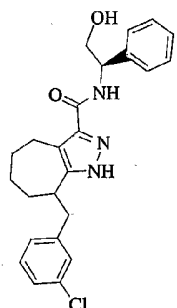
Cpd 162



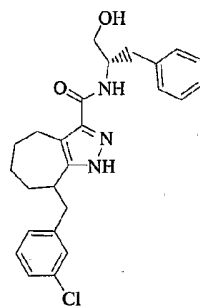
Cpd 163



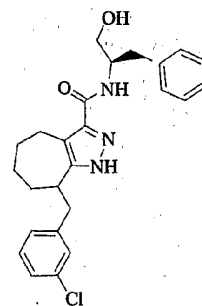
Cpd 164



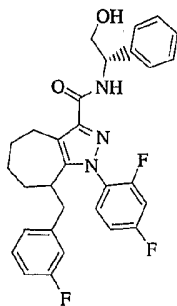
Cpd 165



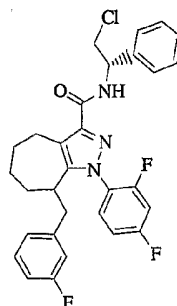
Cpd 166



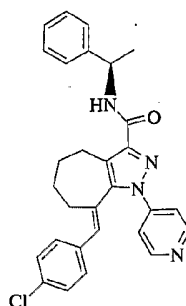
Cpd 167



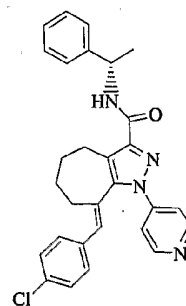
Cpd 168



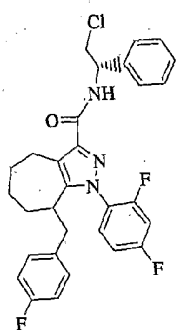
Cpd 169



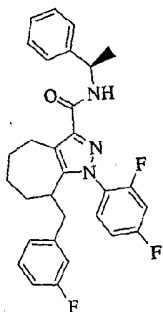
Cpd 170



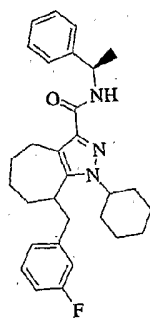
Cpd 171



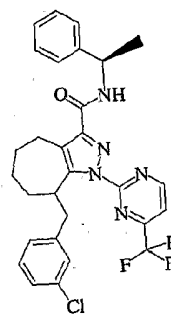
Cpd 172



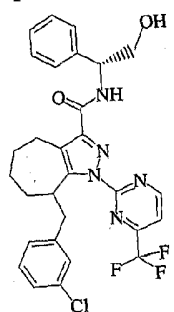
Cpd 173



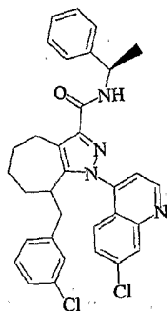
Cpd 174



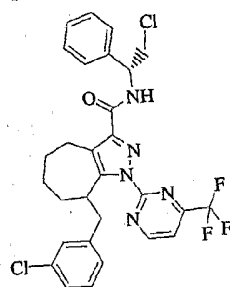
Cpd 175



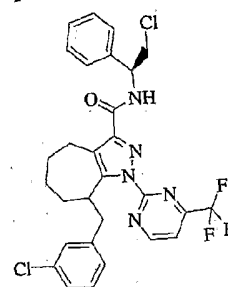
Cpd 176



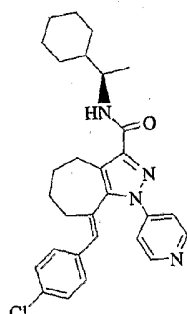
Cpd 177



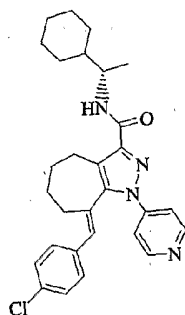
Cpd 178



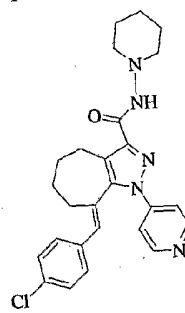
Cpd 179



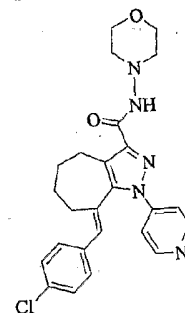
Cpd 180



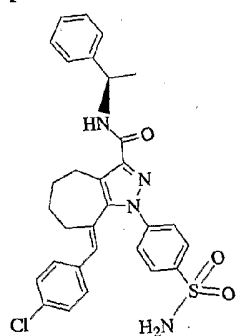
Cpd 181



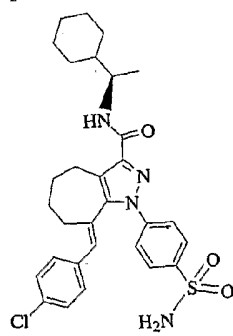
Cpd 182



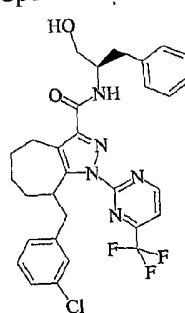
Cpd 183



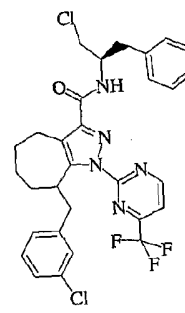
Cpd 184



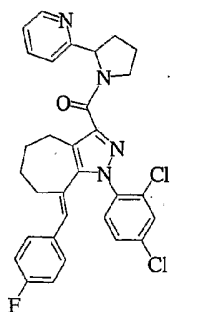
Cpd 185



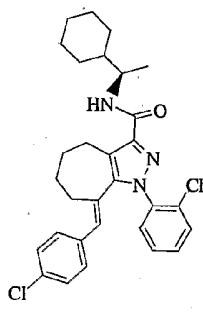
Cpd 186



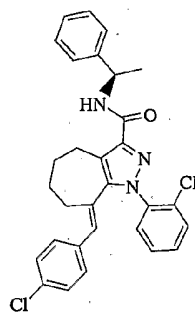
Cpd 187



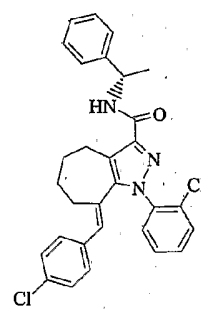
Cpd 188



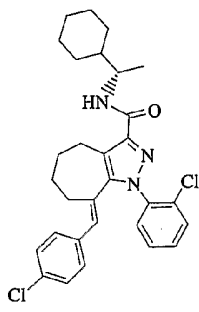
Cpd 189



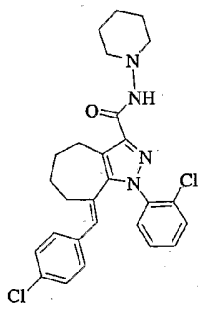
Cpd 190



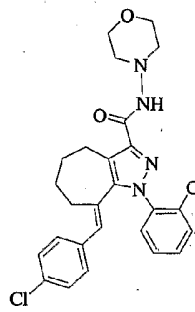
Cpd 191



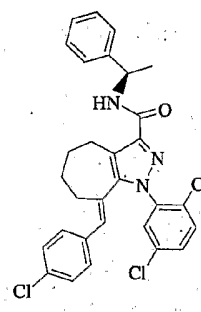
Cpd 192



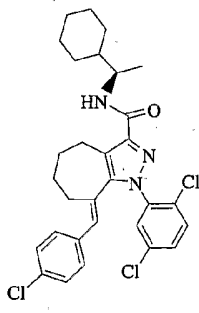
Cpd 193



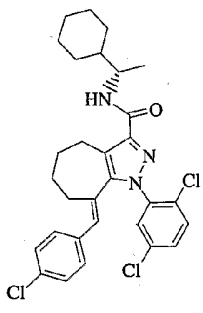
Cpd 194



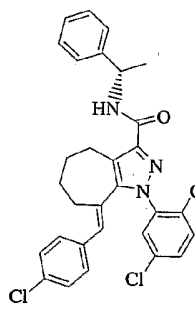
Cpd 195



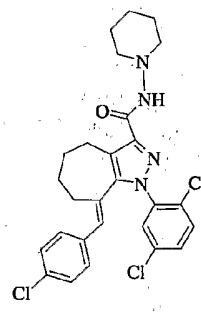
Cpd 196



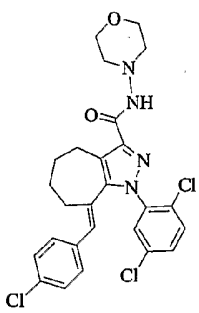
Cpd 197



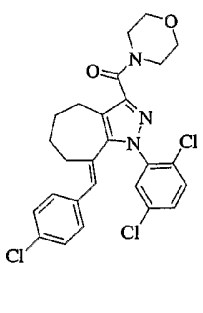
Cpd 198



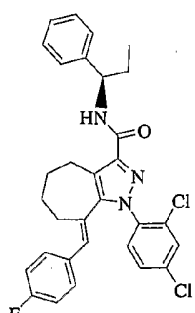
Cpd 199



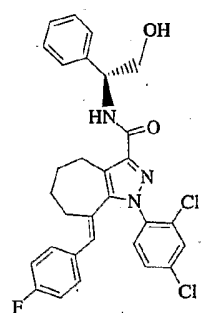
Cpd 200



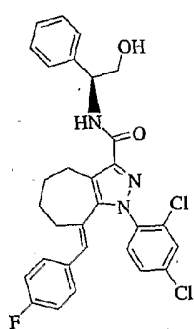
Cpd 201



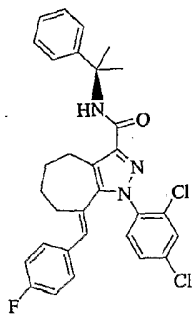
Cpd 202



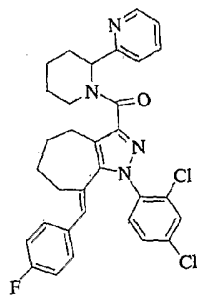
Cpd 203



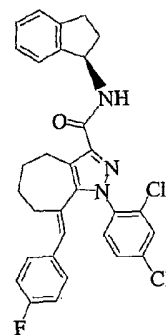
Cpd 204



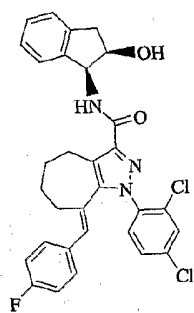
Cpd 205



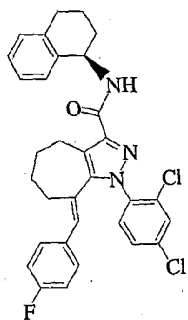
Cpd 206



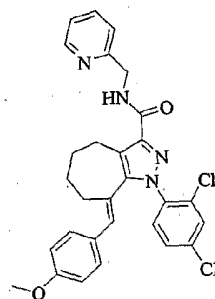
Cpd 207



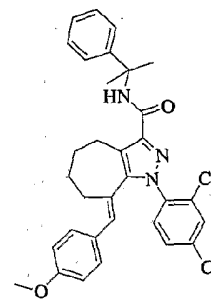
Cpd 208



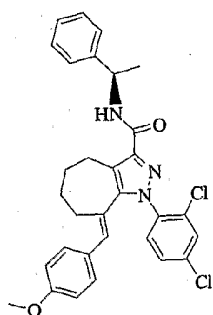
Cpd 209



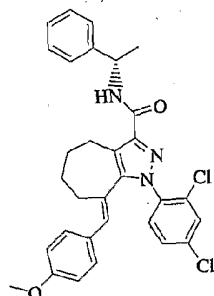
Cpd 210



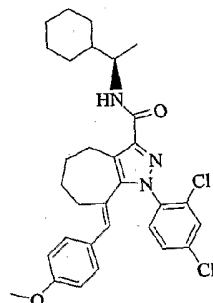
Cpd 211



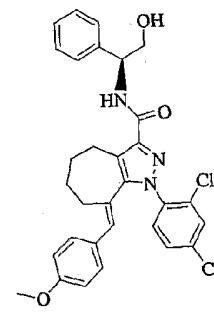
Cpd 212



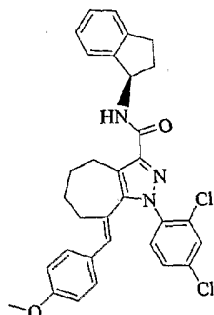
Cpd 213



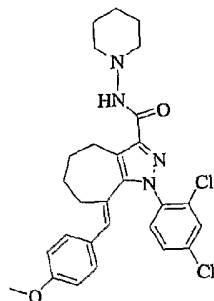
Cpd 214



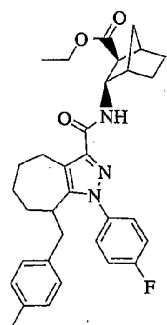
Cpd 215



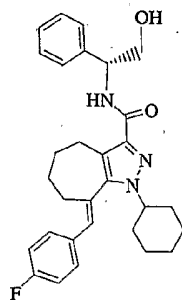
Cpd 216



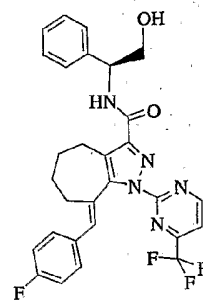
Cpd 217



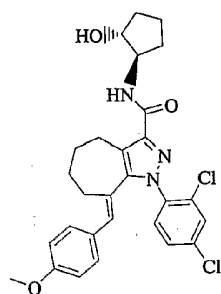
Cpd 218



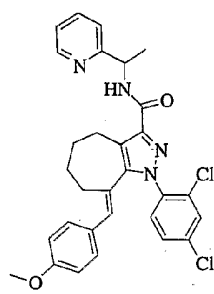
Cpd 219



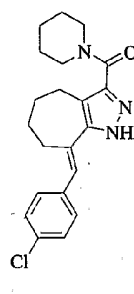
Cpd 220



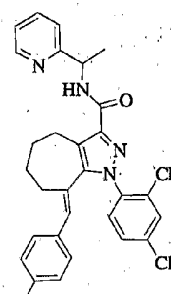
Cpd 221



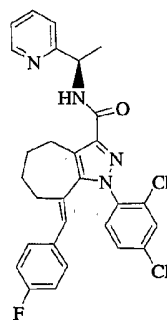
Cpd 222



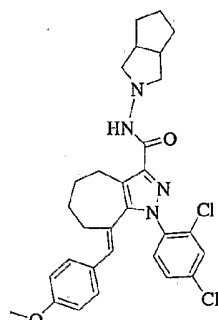
Cpd 223



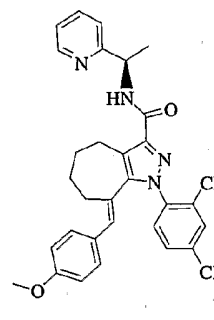
Cpd 224



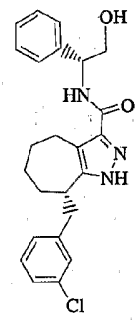
Cpd 225



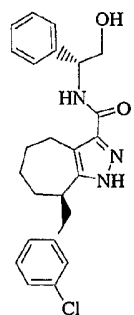
Cpd 226



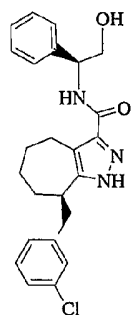
Cpd 227



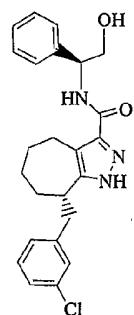
Cpd 228



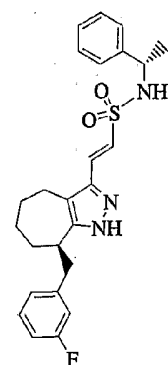
Cpd 229



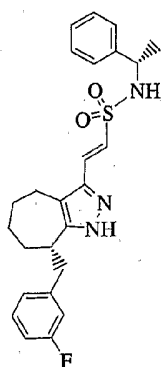
Cpd 230



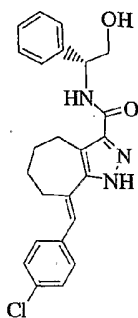
Cpd 231



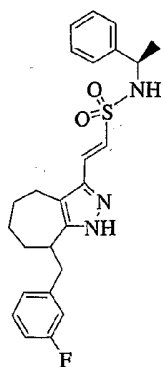
Cpd 232



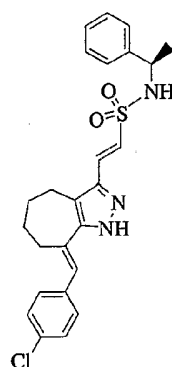
Cpd 233



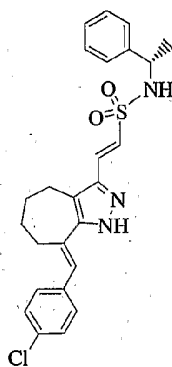
Cpd 234



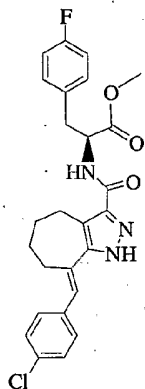
Cpd 235



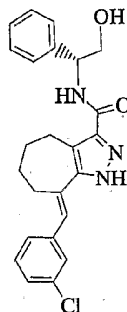
Cpd 236



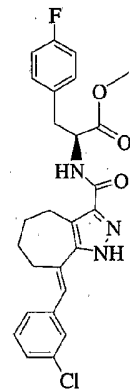
Cpd 237



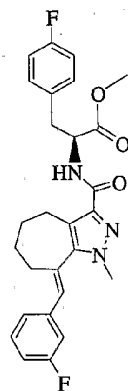
Cpd 238



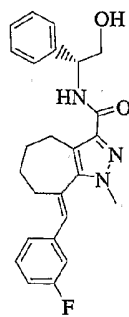
Cpd 239



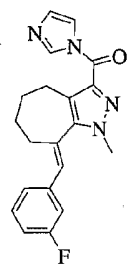
Cpd 240



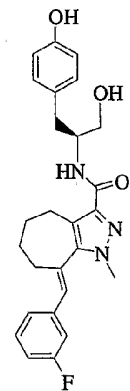
Cpd 241



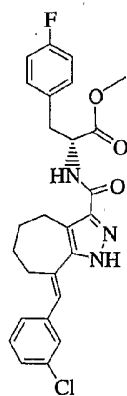
Cpd 242



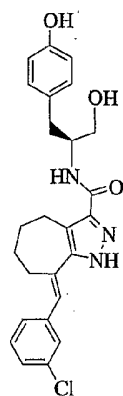
Cpd 243



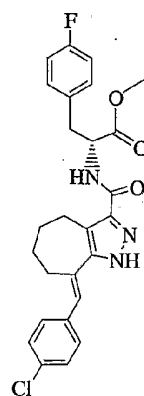
Cpd 244



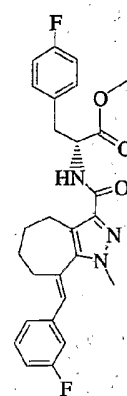
Cpd 245



Cpd 246



Cpd 247



Cpd 248

Definitions

As used herein, the following terms have the following meanings:

The term “alkyl” means a saturated branched or straight chain monovalent hydrocarbon radical of up to 10 carbon atoms. Alkyl typically includes, but is not limited to, methyl, ethyl, propyl, isopropyl, n-butyl, t-butyl, pentyl, hexyl, heptyl and the like.

The term “lower alkyl” means an alkyl radical of up to 4 carbon atoms. The point of attachment may be on any alkyl or lower alkyl carbon atom and, when further substituted, substituent variables may be placed on any carbon atom.

The term “alkylene” means a saturated branched or straight chain monovalent hydrocarbon linking group of up to 10 carbon atoms, whereby the linking group is derived by the removal of one hydrogen atom each from two carbon atoms. Alkylene typically includes, but is not limited to, methylene, ethylene, propylene, isopropylene, n-butylene, t-butylene, pentylene, hexylene, heptylene and the like. The term “lower alkylene” means an alkylene linking group of up to 4 carbon atoms. The point of attachment may be on any alkylene or lower alkylene carbon atom and, when further substituted, substituent variables may be placed on any carbon atom.

The term “alkylidene” means an alkylene linking group of from 1 to 10 carbon atoms having at least one double bond formed between two adjacent carbon atoms, wherein the double bond is derived by the removal of one hydrogen atom each from the two carbon atoms. Atoms may be oriented about the double bond in either the *cis* (E) or *trans* (Z) conformation. Alkylidene typically includes, but is not limited to, methylenidene, vinylidene, propylidene, iso-propylidene, methallylene, allylidene (2-

propenylidene), crotylene (2-butenylene), prenylene (3-methyl-2-butenylene) and the like. The term "lower alkylidene" means a radical or linking group of from 1 to 4 carbon atoms. The point of attachment may be on any alkylidene or lower alkylidene carbon atom and, when further substituted, substituent variables may be placed on any
5 carbon atom.

The term "alkoxy" means an alkyl, alkylene or alkylidene radical of up to 10 carbon atoms attached via an oxygen atom, whereby the point of attachment is formed by the removal of the hydrogen atom from a hydroxide substituent on a parent radical.

The term "lower alkoxy" means an alkyl, alkylene or alkylidene radical of up to
10 4 carbon atoms. Lower alkoxy typically includes, but is not limited to, methoxy, ethoxy, propoxy, butoxy and the like. When further substituted, substituent variables may be placed on any alkoxy carbon atom.

The term "cycloalkyl" means a saturated or partially unsaturated monocyclic, polycyclic or bridged hydrocarbon ring system radical or linking group. A ring of 3 to
15 20 carbon atoms may be designated by C₃₋₂₀ cycloalkyl; a ring of 3 to 12 carbon atoms may be designated by C₃₋₁₂ cycloalkyl, a ring of 3 to 8 carbon atoms may be designated by C₃₋₈ cycloalkyl and the like.

Cycloalkyl typically includes, but is not limited to, cyclopropyl, cyclobutyl, cyclopentyl, cyclohexyl, cyclohexenyl, cycloheptyl, cyclooctyl, indanyl, indenyl,
20 1,2,3,4-tetrahydro-naphthalenyl, 5,6,7,8-tetrahydro-naphthalenyl, 6,7,8,9-tetrahydro-5*H*-benzocycloheptenyl, 5,6,7,8,9,10-hexahydro-benzocyclooctenyl, fluorenyl, bicyclo[2.2.1]heptyl, bicyclo[2.2.1]heptenyl, bicyclo[2.2.2]octyl, bicyclo[3.1.1]heptyl, bicyclo[3.2.1]octyl, bicyclo[2.2.2]octenyl, bicyclo[3.2.1]octenyl, adamantanyl, octahydro-4,7-methano-1*H*-indenyl, octahydro-2,5-methano-pentalenyl
25 (also referred to as hexahydro-2,5-methano-pentalenyl) and the like. When further substituted, substituent variables may be placed on any ring carbon atom.

The term "heterocyclyl" means a saturated, partially unsaturated or unsaturated monocyclic, polycyclic or bridged hydrocarbon ring system radical or linking group, wherein at least one ring carbon atom has been replaced with one or more heteroatoms
30 independently selected from N, O or S. A heterocyclyl ring system further includes a ring system having up to 4 nitrogen atom ring members or a ring system having from 0 to 3 nitrogen atom ring members and 1 oxygen or sulfur atom ring member. When

allowed by available valences, up to two adjacent ring members may be a heteroatom, wherein one heteroatom is nitrogen and the other is selected from N, O or S. A heterocyclyl radical is derived by the removal of one hydrogen atom from a single carbon or nitrogen ring atom. A heterocyclyl linking group is derived by the removal
5 of two hydrogen atoms each from either carbon or nitrogen ring atoms.

Heterocyclyl typically includes, but is not limited to, furyl, thienyl, 2*H*-pyrrole, 2-pyrrolinyl, 3-pyrrolinyl, pyrrolidinyl, pyrrolyl, 1,3-dioxolanyl, oxazolyl, thiazolyl, imidazolyl, 2-imidazolyl (also referred to as 4,5-dihydro-1*H*-imidazolyl), imidazolidinyl, 2-pyrazolyl, pyrazolidinyl, pyrazolyl, isoxazolyl, isothiazolyl,
10 oxadiazolyl, triazolyl, thiadiazolyl, tetrazolyl, 2*H*-pyran, 4*H*-pyran, pyridinyl, piperidinyl, 1,4-dioxanyl, morpholinyl, 1,4-dithianyl, thiomorpholinyl, pyridazinyl, pyrimidinyl, pyrazinyl, piperazinyl, azepanyl, indoliziny, indolyl, isoindolyl, 3*H*-indolyl, indolinyl, benzo[*b*]furyl, benzo[*b*]thienyl, 1*H*-indazolyl, benzimidazolyl, benzthiazolyl, purinyl, 4*H*-quinoliziny, quinolinyl, isoquinolinyl, cinnolinyl,
15 phthalziny, quinazoliny, quinoxaliny, 1,8-naphthyridiny, pteridinyl, quinuclidiny, hexahydro-1,4-diazepiny, 1,3-benzodioxolyl (also known as 1,3-methylenedioxyphenyl), 2,3-dihydro-1,4-benzodioxiny (also known as 1,4-ethylenedioxyphenyl), benzo-dihydro-furyl, benzo-tetrahydro-pyranly, benzo-dihydro-thienyl, 5,6,7,8-tetrahydro-4*H*-cyclohepta(*b*)thienyl, 5,6,7-
20 trihydro-4*H*-cyclohexa(*b*)thienyl, 5,6-dihydro-4*H*-cyclopenta(*b*)thienyl, hexahydro-cyclopenta[*c*]pyrrolyl, 2-aza-bicyclo[2.2.1]heptyl, 1-aza-bicyclo[2.2.2]octyl, 8-aza-bicyclo[3.2.1]octyl, 7-oxa-bicyclo[2.2.1]heptyl and the like.

The term “aryl” means an unsaturated, conjugated π electron monocyclic or polycyclic hydrocarbon ring system radical or linking group of 6, 9, 10 or 14 carbon
25 atoms. An aryl radical is derived by the removal of one hydrogen atom from a single carbon ring atom. An arylene linking group is derived by the removal of two hydrogen atoms each of two carbon ring atoms. Aryl typically includes, but is not limited to, phenyl, naphthalenyl, azulenyl, anthracenyl and the like.

The term “alkylsulfonylamino” means a linking group of the formula
30 -alkyl-SO₂NH-.

The term “alkylcarbamoyl” means a linking group of the formula
-alkyl-C(O)NH-.

The term "amino" means a radical of the formula -NH_2 or a linking group of the formula -NH- .

The term "aminosulfonyl" means a radical of the formula $\text{-SO}_2\text{NH}_2$.

The term "arylalkoxy" means a radical of the formula -O-alkyl-aryl .

5 The term "aryloxy" means a radical of the formula -O-aryl .

The term "carbamoyl" means a radical of the formula -C(O)NH_2 .

The term "carbamoylalkyl" means a radical of the formula -C(O)NH-alkyl or -C(O)N(alkyl)_2 .

The term "carbonylalkoxy" means a radical of the formula -C(O)O-alkyl .

10 The term "carboxy" means a radical of the formula -COOH or $\text{-CO}_2\text{H}$.

The term "halo" or "halogen" means fluoro, chloro, bromo or iodo.

The term "lower alkyl-amino" means a radical of the formula -NH-alkyl or -N(alkyl)_2 .

15 The term "lower alkyl-aminosulfonyl" means a radical of the formula $\text{-SO}_2\text{NH-alkyl}$ or $\text{-SO}_2\text{N(alkyl)}_2$.

The term "lower alkyl-sulfonyl" means a radical of the formula $\text{-SO}_2\text{-alkyl}$ or -C(O)N(alkyl)_2 .

20 The term "substituted" means one or more hydrogen atoms on a core molecule have been replaced with one or more radicals or linking groups, wherein the linking group, by definition is also further substituted. The ability of a particular radical or linking group to replace a hydrogen atom is optimally expected by one skilled to art to result in a chemically stable core molecule.

25 The term "dependently selected" means one or more substituent variables are present in a specified combination (e.g. groups of substituents commonly appearing in a tabular list).

The substituent nomenclature used in the disclosure of the present invention was derived using nomenclature rules well known to those skilled in the art (e.g., IUPAC).

Pharmaceutical Forms

The compounds of the present invention may be present in the form of pharmaceutically acceptable salts. For use in medicines, the “pharmaceutically acceptable salts” of the compounds of this invention refer to non-toxic acidic/anionic or
5 basic/cationic salt forms.

Suitable pharmaceutically acceptable salts of the compounds of this invention include acid addition salts which may, for example, be formed by mixing a solution of the compound according to the invention with a solution of a pharmaceutically acceptable acid such as hydrochloric acid, sulfuric acid, fumaric acid, maleic acid,
10 succinic acid, acetic acid, benzoic acid, citric acid, tartaric acid, carbonic acid or phosphoric acid.

Furthermore when the compounds of the present invention carry an acidic moiety, suitable pharmaceutically acceptable salts thereof may include alkali metal salts, e.g. sodium or potassium salts; alkaline earth metal salts, e.g. calcium or
15 magnesium salts; and salts formed with suitable organic ligands, e.g. quaternary ammonium salts. Thus, representative pharmaceutically acceptable salts include the following: acetate, benzenesulfonate, benzoate, bicarbonate, bisulfate, bitartrate, borate, bromide, calcium, camsylate (or camphosphonate), carbonate, chloride, clavulanate, citrate, dihydrochloride, edetate, fumarate, gluconate, glutamate, hydrabamine,
20 hydrobromine, hydrochloride, iodide, isothionate, lactate, malate, maleate, mandelate, mesylate, nitrate, oleate, pamoate, palmitate, phosphate/diphosphate, salicylate, stearate, sulfate, succinate, tartrate, tosylate.

The present invention includes within its scope prodrugs and metabolites of the compounds of this invention. In general, such prodrugs and metabolites will be
25 functional derivatives of the compounds that are readily convertible *in vivo* into an active compound.

Thus, in the methods of treatment of the present invention, the term “administering” shall encompass the means for treating, ameliorating or preventing a syndrome, disorder or disease described herein with a compound specifically disclosed
30 or a compound, or prodrug or metabolite thereof, which would obviously be included within the scope of the invention albeit not specifically disclosed for certain of the instant compounds.

The term "prodrug" means a pharmaceutically acceptable form of a functional derivative of a compound of the invention (or a salt thereof), wherein the prodrug may be: 1) a relatively active precursor which converts *in vivo* to an active prodrug component; 2) a relatively inactive precursor which converts *in vivo* to an active
5 prodrug component; or 3) a relatively less active component of the compound that contributes to therapeutic biological activity after becoming available *in vivo* (i.e., as a metabolite). Conventional procedures for the selection and preparation of suitable prodrug derivatives are described in, for example, "Design of Prodrugs", ed. H. Bundgaard, Elsevier, 1985.

10 The term "metabolite" means a pharmaceutically acceptable form of a metabolic derivative of a compound of the invention (or a salt thereof), wherein the derivative is a relatively less active component of the compound that contributes to therapeutic biological activity after becoming available *in vivo*.

The present invention contemplates compounds of various isomers and mixtures
15 thereof. The term "isomer" refers to compounds that have the same composition and molecular weight but differ in physical and/or chemical properties. Such substances have the same number and kind of atoms but differ in structure. The structural difference may be in constitution (geometric isomers) or in an ability to rotate the plane of polarized light (stereoisomers).

20 The term "stereoisomer" refers to isomers of identical constitution that differ in the arrangement of their atoms in space. Enantiomers and diastereomers are stereoisomers wherein an asymmetrically substituted carbon atom acts as a chiral center. The term "chiral" refers to a molecule that is not superposable on its mirror image, implying the absence of an axis and a plane or center of symmetry. The term
25 "enantiomer" refers to one of a pair of molecular species that are mirror images of each other and are not superposable. The term "diastereomer" refers to stereoisomers that are not related as mirror images. The symbols "R" and "S" represent the configuration of substituents around a chiral carbon atom(s). The symbols "R*" and "S*" denote the relative configurations of substituents around a chiral carbon atom(s).

30 The term "racemate" or "racemic mixture" refers to a compound of equimolar quantities of two enantiomeric species, wherein the compound is devoid of optical activity. The term "optical activity" refers to the degree to which a chiral molecule or

nonracemic mixture of chiral molecules rotates the plane of polarized light.

The term "geometric isomer" refers to isomers that differ in the orientation of substituent atoms in relationship to a carbon-carbon double bond, to a cycloalkyl ring or to a bridged bicyclic system. Substituent atoms (other than H) on each side of a carbon-carbon double bond may be in an E or Z configuration. In the "E" (opposite sided) or "chair" configuration, the substituents are on opposite sides in relationship to the carbon-carbon double bond; in the "Z" (same sided) or "boat" configuration, the substituents are oriented on the same side in relationship to the carbon-carbon double bond. Substituent atoms (other than H) attached to a carbocyclic ring may be in a cis or trans configuration. In the "cis" configuration, the substituents are on the same side in relationship to the plane of the ring; in the "trans" configuration, the substituents are on opposite sides in relationship to the plane of the ring. Compounds having a mixture of "cis" and "trans" species are designated "cis/trans". Substituent atoms (other than H) attached to a bridged bicyclic system may be in an "endo" or "exo" configuration. In the "endo" configuration, the substituents attached to a bridge (not a bridgehead) point toward the larger of the two remaining bridges; in the "exo" configuration, the substituents attached to a bridge point toward the smaller of the two remaining bridges.

It is to be understood that the various substituent stereoisomers, geometric isomers and mixtures thereof used to prepare compounds of the present invention are either commercially available, can be prepared synthetically from commercially available starting materials or can be prepared as isomeric mixtures and then obtained as resolved isomers using techniques well-known to those of ordinary skill in the art.

The isomeric descriptors "R," "S," "S*," "R*," "E," "Z," "cis," "trans," "exo" and "endo" are used as described herein for indicating atom configuration(s) relative to a core molecule and are intended to be used as defined in the literature (IUPAC Recommendations for Fundamental Stereochemistry (Section E), *Pure Appl. Chem.*, 1976, 45:13-30).

The compounds of the present invention may be prepared as individual isomers by either isomer-specific synthesis or resolved from an isomeric mixture. Conventional resolution techniques include forming the free base of each isomer of an isomeric pair using an optically active salt (followed by fractional crystallization and regeneration of the free base), forming an ester or amide of each of the isomers of an isomeric pair

(followed by chromatographic separation and removal of the chiral auxiliary) or resolving an isomeric mixture of either a starting material or a final product using preparative TLC (thin layer chromatography) or a chiral HPLC column.

Furthermore, compounds of the present invention may have one or more
5 polymorph or amorphous crystalline forms and as such are intended to be included in the scope of the invention. In addition, some of the compounds may form solvates with water (i.e., hydrates) or common organic solvents, and such are also intended to be encompassed within the scope of this invention.

During any of the processes for preparation of the compounds of the present
10 invention, it may be necessary and/or desirable to protect sensitive or reactive groups on any of the molecules concerned. This may be achieved by means of conventional protecting groups, such as those described in Protective Groups in Organic Chemistry, ed. J.F.W. McOmie, Plenum Press, 1973; and T.W. Greene & P.G.M. Wuts, Protective Groups in Organic Synthesis, John Wiley & Sons, 1991. The protecting groups may be
15 removed at a convenient subsequent stage using methods known in the art.

Therapeutic Use

CB1 and CB2 cannabinoid receptors belong to the G-protein-coupled receptor (GPCR) family, a receptor super-family with a distinctive pattern of seven
20 transmembrane domains, which inhibits N-type calcium channels and /or adenylate cyclase to inhibit Q-type calcium channels.

CB1 receptors are present in the CNS, predominately expressed in brain regions associated with memory and movement such as the hippocampus (memory storage), cerebellum (coordination of motor function, posture and balance), basal ganglia (movement control), hypothalamus (thermal regulation, neuroendocrine release,
25 appetite), spinal cord (nociception), cerebral cortex (emesis) and periphery regions such as lymphoid organs (cell mediated and innate immunity), vascular smooth muscle cells (blood pressure), gastrointestinal tract (innate antiinflammatory in the tract and in the esophagus, duodenum, jejunum, ileum and colon, controlling esophageal and
30 gastrointestinal motility), lung smooth muscle cells (bronchodilation), eye ciliary body (intraocular pressure).

CB2 receptors appear to be primarily expressed peripherally in lymphoid tissue (cell mediated and innate immunity), peripheral nerve terminals (peripheral nervous

system), spleen immune cells (immune system modulation) and retina (intraocular pressure). CB2 mRNA is found in the CNS in cerebellar granule cells (coordinating motor function).

Pharmacological and physiological evidence also suggests that there may be
5 other cannabinoid receptor subtypes that have yet to be cloned and characterized.

Where activation or inhibition of a CB receptor appears to mediate various syndromes, disorders or diseases, potential areas of clinical application include, but are not limited to, controlling appetite, regulating metabolism, diabetes, reducing glaucoma-associated intraocular pressure, treating social and mood disorders, treating
10 seizure-related disorders, treating substance abuse disorders, enhancing learning, cognition and memory, controlling organ contraction and muscle spasm, treating bowel disorders, treating respiratory disorders, treating locomotor activity or movement disorders, treating immune and inflammation disorders, regulating cell growth, use in pain management, use as a neuroprotective agent and the like.

Thus, cannabinoid receptor modulators, including the compounds of the
15 formula (I) or (Ia) of the present invention, are useful for treating, ameliorating or preventing a cannabinoid receptor mediated syndrome, disorder or disease including, but not limited to, controlling appetite, regulating metabolism, diabetes, glaucoma-associated intraocular pressure, pain, social and mood disorders, seizure-related
20 disorders, substance abuse disorders, learning, cognition and/or memory disorders, bowel disorders, respiratory disorders, locomotor activity disorders, movement disorders, immune disorders or inflammation disorders, controlling organ contraction and muscle spasm, enhancing learning, cognition and/or memory, regulating cell growth, providing neuroprotection and the like.

25 The present invention is directed to a method for treating, ameliorating or preventing a cannabinoid receptor mediated syndrome, disorder or disease in a subject in need thereof comprising the step of administering to the subject an effective amount of a compound of formula (I).

The present invention is directed to a method for treating, ameliorating or
30 preventing a cannabinoid receptor mediated syndrome, disorder or disease in a subject in need thereof comprising the step of administering to the subject an effective amount of a compound of formulae (Ia) or prodrug, metabolite, or composition thereof.

The present invention is also directed to use of a compound according to the invention in the manufacture of a medicament for treating, ameliorating or preventing a cannabinoid receptor mediated syndrome, disorder or disease in a subject.

The present invention is directed to a method for treating, ameliorating or
5 preventing a cannabinoid receptor mediated syndrome, disorder or disease in a subject in need thereof comprising the step of administering to the subject a combination product and/or therapy comprising an effective amount of a compound of formula (I) and a therapeutic agent.

The present invention is directed to a method for treating, ameliorating or
10 preventing a cannabinoid receptor mediated syndrome, disorder or disease in a subject in need thereof comprising the step of administering to the subject a combination product and/or therapy comprising an effective amount of a compound of formulae (Ia) and a therapeutic agent.


Therapeutic agents contemplated for use in a combination product and/or
15 therapies of the present invention include an anticonvulsant or a contraceptive agent. The anticonvulsant agents include, and are not limited to, topiramate, analogs of topiramate, carbamazepine, valproic acid, lamotrigine, gabapentin, phenytoin and the like and mixtures or pharmaceutically acceptable salts thereof. The contraceptive agents include, and are not limited to, such as progestin-only contraceptives and contraceptives
20 that include both a progestin component and an estrogen component. The invention further includes a pharmaceutical composition wherein the contraceptive is an oral contraceptive, and wherein the contraceptive optionally includes a folic acid component.

The invention also includes a method of contraception in a subject comprising the step of administering to the subject a composition, wherein the composition
25 comprises a contraceptive and a CB1 receptor inverse-agonist or antagonist compound of formulae (I) or (Ia), wherein the composition reduces the urge to smoke in the subject and/or assists the subject in losing weight.

Further the invention relates to use of a compound according to the invention in the manufacture of a medicament for contraception and to reduce the urge to smoke
30 and/or assists the subject in losing weight wherein the medicament also comprises a contraceptive.

The present invention includes cannabinoid receptor modulators useful for treating, ameliorating or preventing a CB receptor mediated syndrome, disorder or disease. The usefulness of a compound of the present invention or composition thereof as a CB modulator can be determined according to the methods disclosed herein. The
5 scope of such use includes treating, ameliorating or preventing a plurality of CB receptor mediated syndromes, disorders or diseases.

The present invention is also directed to a method for treating, ameliorating or



preventing a CB receptor mediated syndrome, disorder or disease in a subject in need thereof wherein the syndrome, disorder or disease is related to appetite, metabolism, diabetes, glaucoma-associated intraocular pressure, social and mood disorders, seizures, substance abuse, learning, cognition or memory, organ contraction or muscle spasm,
5 bowel disorders, respiratory disorders, locomotor activity or movement disorders, immune and inflammation disorders, unregulated cell growth, pain management, neuroprotection and the like.

A compound of formulae (I) or (Ia) for use as a CB receptor modulator includes a compound having a mean inhibition constant (IC_{50}) for CB receptor binding activity
10 of between about 50 μ M to about 0.01 nM; between about 25 μ M to about 0.01 nM; between about 15 μ M to about 0.01 nM; between about 10 μ M to about 0.01 nM; between about 1 μ M to about 0.01 nM; between about 800 nM to about 0.01 nM; between about 200 nM to about 0.01 nM; between about 100 nM to about 0.01 nM; between about 80 nM to about 0.01 nM; between about 20 nM to about 0.01 nM;
15 between about 10 nM to about 0.1 nM; or about 0.1 nM.

A compound of formulae (I) or (Ia) for use as a CB receptor modulator of the invention includes a compound having a CB1 agonist IC_{50} for CB1 agonist binding activity of between about 50 μ M to about 0.01 nM; between about 25 μ M to about 0.01 nM; between about 15 μ M to about 0.01 nM; between about 10 μ M to about 0.01
20 nM; between about 1 μ M to about 0.01 nM; between about 800 nM to about 0.01 nM; between about 200 nM to about 0.01 nM; between about 100 nM to about 0.01 nM; between about 80 nM to about 0.01 nM; between about 20 nM to about 0.01 nM; between about 10 nM to about 0.1 nM; or about 0.1 nM.

A compound of formulae (I) or (Ia) for use as a CB receptor modulator of the invention includes a compound having a CB1 antagonist IC_{50} for CB1 antagonist binding activity of between about 50 μ M to about 0.01 nM; between about 25 μ M to about 0.01 nM; between about 15 μ M to about 0.01 nM; between about 10 μ M to about 0.01 nM; between about 1 μ M to about 0.01 nM; between about 800 nM to about 0.01 nM; between about 200 nM to about 0.01 nM; between about 100 nM to about 0.01 nM; between about 80 nM to about 0.01 nM; between about 20 nM to about 0.01 nM; between about 10 nM to about 0.1 nM; or about 0.1 nM.
30

A compound of formulae (I) or (Ia) for use as a CB receptor modulator of the

invention includes a compound having a CB1 inverse-agonist IC_{50} for CB1 inverse-agonist binding activity of between about 50 μM to about 0.01 nM; between about 25 μM to about 0.01 nM; between about 15 μM to about 0.01 nM; between about 10 μM to about 0.01 nM; between about 1 μM to about 0.01 nM; between about 800 nM to about 0.01 nM; between about 200 nM to about 0.01 nM; between about 100 nM to about 0.01 nM; between about 80 nM to about 0.01 nM; between about 20 nM to about 0.01 nM; between about 10 nM to about 0.1 nM; or about 0.1 nM.

A compound of formulae (I) or (Ia) for use as a CB receptor modulator of the invention includes a compound having a CB2 agonist IC_{50} for CB2 agonist binding activity of between about 50 μM to about 0.01 nM; between about 25 μM to about 0.01 nM; between about 15 μM to about 0.01 nM; between about 10 μM to about 0.01 nM; between about 1 μM to about 0.01 nM; between about 800 nM to about 0.01 nM; between about 200 nM to about 0.01 nM; between about 100 nM to about 0.01 nM; between about 80 nM to about 0.01 nM; between about 20 nM to about 0.01 nM; between about 10 nM to about 0.1 nM; or about 0.1 nM.

A compound of formulae (I) or (Ia) for use as a CB receptor modulator of the invention includes a compound having a CB2 antagonist IC_{50} for CB2 antagonist binding activity of between about 50 μM to about 0.01 nM; between about 25 μM to about 0.01 nM; between about 15 μM to about 0.01 nM; between about 10 μM to about 0.01 nM; between about 1 μM to about 0.01 nM; between about 800 nM to about 0.01 nM; between about 200 nM to about 0.01 nM; between about 100 nM to about 0.01 nM; between about 80 nM to about 0.01 nM; between about 20 nM to about 0.01 nM; between about 10 nM to about 0.1 nM; or about 0.1 nM.

A compound of formulae (I) or (Ia) for use as a CB receptor modulator of the invention includes a compound having a CB2 inverse-agonist IC_{50} for CB2 inverse-agonist binding activity of between about 50 μM to about 0.01 nM; between about 25 μM to about 0.01 nM; between about 15 μM to about 0.01 nM; between about 10 μM to about 0.01 nM; between about 1 μM to about 0.01 nM; between about 800 nM to about 0.01 nM; between about 200 nM to about 0.01 nM; between about 100 nM to about 0.01 nM; between about 80 nM to about 0.01 nM; between about 20 nM to about 0.01 nM; between about 10 nM to about 0.1 nM; or about 0.1 nM.

The term "cannabinoid receptor" refers to any one of the known or heretofore unknown subtypes of the class of cannabinoid receptors that may be bound by a cannabinoid modulator compound of the present invention; in particular, a cannabinoid receptor selected from the group consisting of a CB1 receptor and a CB2 receptor. The
5 term "modulator" further refers to the use of a compound of the invention as a CB receptor agonist, antagonist or inverse-agonist.

The present invention includes a method for treating, ameliorating or preventing a CB receptor mediated syndrome, disorder or disease in a subject in need thereof comprising the step of administering to the subject an effective amount of a compound
10 of the present invention or composition thereof, wherein the cannabinoid receptor is a CB1 or CB2 receptor; and, the compound is an agonist, antagonist or inverse-agonist of the receptor.

The present invention includes a method for treating, ameliorating or preventing a CB receptor mediated syndrome, disorder or disease in a subject in need thereof comprising the step of administering to the subject an effective amount of a compound
15 of the present invention in a combination product and/or therapy with a therapeutic agent such as an anticonvulsant or contraceptive agent or composition thereof, wherein the cannabinoid receptor is a CB1 or CB2 receptor; and, the compound is an agonist, antagonist or inverse-agonist of the receptor.

It should be understood that contraceptive agents suitable for use in a combination product and/or therapy are not limited to oral contraceptives, but also include other commonly available contraceptives such as those that are administered transdermally, by injection or *via* implant.
20

Except as further specified, "combination product and/or therapy" means a pharmaceutical composition comprising a compound of formulae (I) or (Ia) in
25 combination with one or more therapeutic agents. The dosages of the compound of formula (I) or (Ia) and the one or more therapeutic agents are adjusted when combined to achieve an effective amount.

The term "subject" as used herein, refers to a patient, which may be an animal, preferably a mammal, most preferably a human, which has been the object of treatment,
30 observation or experiment and is at risk of (or susceptible to) developing a CB receptor mediated syndrome, disorder or disease.

The term "administering" is to be interpreted in accordance with the methods of the present invention. Such methods include therapeutically or prophylactically administering an effective amount of a composition or medicament of the present invention at different times during the course of a therapy or concurrently as a product
5 in a combination form.

Prophylactic administration can occur prior to the manifestation of symptoms characteristic of a CB receptor mediated syndrome, disorder or disease such that the syndrome, disorder or disease is treated, ameliorated, prevented or otherwise delayed in its progression. The methods of the present invention are further to be understood as
10 embracing all therapeutic or prophylactic treatment regimens used by those skilled in the art.

The term "effective amount" refers to that amount of active compound or pharmaceutical agent that elicits the biological or medicinal response in a tissue system, animal or human, that is being sought by a researcher, veterinarian, medical doctor, or
15 other clinician, which includes alleviation of the symptoms of the syndrome, disorder or disease being treated. The effective amount of a compound of the invention is from about 0.001 mg/kg/day to about 300 mg/kg/day.

Wherein the present invention is directed to the administration of a combination of a compound of formula (I) and an anticonvulsant or contraceptive agent, the term
20 "effective amount" means that amount of the combination of agents taken together so that the combined effect elicits the desired biological or medicinal response.

As those skilled in the art will appreciate, the effective amounts of the components comprising the combination product may be independently optimized and combined to achieve a synergistic result whereby the pathology is reduced more than it
25 would be if the components of the combination product were used alone.

For example, the effective amount of a combination product and/or therapy comprising administration of a compound of formula (I) and topiramate would be the amount of the compound of formula (I) and the amount of topiramate that when taken together or sequentially have a combined effect that is effective. Further, it will be
30 recognized by one skilled in the art that in the case of combination product and/or therapy with an effective amount, as in the example above, the amount of the compound of formula (I) and/or the amount of the anticonvulsant (e.g., topiramate)

individually may or may not be effective.

Wherein the present invention is directed to the administration of a combination product and/or therapy, the instant compound and the anticonvulsant or contraceptive agent may be co-administered by any suitable means, simultaneously, sequentially or in
5 a single pharmaceutical composition. Where the instant compound(s) and the anticonvulsant or contraceptive agent components are administered separately, the number of dosages of each compound(s) given per day, may not necessarily be the same, e.g. where one compound may have a greater duration of activity, and will therefore, be administered less frequently.

10 The compound(s) of formula (I) and the anticonvulsant(s) or contraceptive agent(s) may be administered via the same or different routes of administration. The compound(s) of formula (I) and the anticonvulsant(s) or contraceptive agent(s) may be administered via the same or different routes of administration.

Suitable examples of methods of administration are orally, intravenous (iv),
15 intramuscular (im), and subcutaneous (sc). Compounds may also be administered directly to the nervous system including, but not limited to the intracerebral, intraventricular, intracerebroventricular, intrathecal, intracisternal, intraspinal and/or peri-spinal routes of administration by delivery via intracranial or intravertebral needles and/or catheters with or without pump devices.

20 The compound(s) of formula (I) and the anticonvulsant(s) or contraceptive agent(s) may be administered according to simultaneous or alternating regimens, at the same or different times during the course of the therapy, concurrently in divided or single forms.

Optimal dosages to be administered may be readily determined by those skilled
25 in the art, and will vary with the particular compound used, the mode of administration, the strength of the preparation and the advancement of the disease condition. In addition, factors associated with the particular patient being treated, including patient's sex, age, weight, diet, time of administration and concomitant diseases, will result in the need to adjust dosages.

30 The term "CB receptor mediated syndrome, disorder, or disease" refers to syndromes, disorders or diseases associated with a biological response mediated by a CB receptor such that there is discomfort or decreased life expectancy to the organism.

CB receptor mediated syndromes, disorders or diseases can occur in both animals and humans and include appetite, metabolism, diabetes, obesity, glaucoma-associated intraocular pressure, social, mood, seizure, substance abuse, learning, cognition, memory, organ contraction, muscle spasm, bowel, respiratory, locomotor
5 activity, movement, immune, inflammation, cell growth, pain or neurodegenerative related syndromes, disorders or diseases.

Appetite related syndromes, disorders or diseases include obesity, overweight condition, anorexia, bulimia, cachexia, dysregulated appetite and the like.

Obesity related syndromes, disorders or diseases include obesity as a result of
10 genetics, diet, food intake volume, metabolic syndrome, disorder or disease, hypothalamic disorder or disease, age, reduced activity, abnormal adipose mass distribution, abnormal adipose compartment distribution and the like.

Metabolism related syndromes, disorders or diseases include metabolic syndrome, dyslipidemia, elevated blood pressure, diabetes, insulin sensitivity or
15 resistance, hyperinsulinemia, hypercholesterolemia, hyperlipidemias, hypertriglyceridemias, atherosclerosis, hepatomegaly, steatosis, abnormal alanine aminotransferase levels, inflammation, atherosclerosis and the like.

Diabetes related syndromes, disorders or diseases include glucose dysregulation, insulin resistance, glucose intolerance, hyperinsulinemia, dyslipidemia,
20 hypertension, obesity and the like.

Type II diabetes mellitus (non-insulin-dependent diabetes mellitus) is a metabolic disorder (i.e., a metabolism related syndrome, disorder or disease) in which glucose dysregulation and insulin resistance results in chronic, long-term medical complications for both adolescents and adults affecting the eyes, kidneys, nerves and
25 blood vessels and can lead to blindness, end-stage renal disease, myocardial infarction or limb amputation and the like. Glucose dysregulation includes the inability to make sufficient insulin (abnormal insulin secretion) and the inability to effectively use insulin (resistance to insulin action in target organs and tissues). Individuals suffering from Type II diabetes mellitus have a relative insulin deficiency. That is, in such
30 individuals, plasma insulin levels are normal to high in absolute terms, although they are lower than predicted for the level of plasma glucose that is present.

Type II diabetes mellitus is characterized by the following clinical signs or

symptoms: persistently elevated plasma glucose concentration or hyperglycemia; polyuria; polydipsia and / or polyphagia; chronic microvascular complications such as retinopathy, nephropathy and neuropathy; and macrovascular complications such as hyperlipidemia and hypertension. These micro-and macro-vascular complications can lead to blindness, end-stage renal disease, limb amputation and myocardial infarction.

Insulin Resistance Syndrome (IRS) (also referred to as Syndrome X, Metabolic Syndrome or Metabolic Syndrome X) is a disorder that presents risk factors for the development of Type II diabetes and cardiovascular disease including glucose intolerance, hyperinsulinemia, insulin resistance, dyslipidemia (e.g. high triglycerides, low HDL-cholesterol and the like), hypertension and obesity.

Social or mood related syndromes, disorders or diseases include depression, anxiety, psychosis, social affective disorders or cognitive disorders and the like.

Substance abuse related syndromes, disorders or diseases include drug abuse, drug withdrawal, alcohol abuse, alcohol withdrawal, nicotine withdrawal, cocaine abuse, cocaine withdrawal, heroin abuse, heroin withdrawal and the like.

Learning, cognition or memory related syndromes, disorders or diseases include memory loss or impairment as a result of age, disease, side effects of medications (adverse events) and the like.

Muscle spasm syndromes, disorders or diseases include multiple sclerosis, cerebral palsy and the like.

Locomotor activity and movement syndromes, disorders or diseases include stroke, Parkinson's disease, multiple sclerosis, epilepsy and the like.

Bowel related syndromes, disorders or diseases include bowel dysmotility associated disorders (either accompanied by pain, diarrhea or constipation or without), irritable bowel syndrome (and other forms of bowel dysmotility and the like), inflammatory bowel diseases (such as ulcerative colitis, Crohn's disease and the like) and celiac disease.

Respiratory related syndromes, disorders or diseases include chronic pulmonary obstructive disorder, emphysema, asthma, bronchitis and the like.

Immune or inflammation related syndromes, disorders or diseases include allergy, rheumatoid arthritis, dermatitis, autoimmune disease, immunodeficiency,

chronic neuropathic pain and the like.

Cell growth related syndromes, disorders or diseases include dysregulated mammalian cell proliferation, breast cancer cell proliferation, prostate cancer cell proliferation and the like.

5 Pain related syndromes, disorders or diseases include central and peripheral pathway mediated pain, bone and joint pain, migraine headache associated pain, cancer pain, menstrual cramps, labor pain and the like.

Neurodegenerative related syndromes, disorders or diseases include Parkinson's Disease, multiple sclerosis, epilepsy, ischemia or secondary biochemical injury
10 collateral to traumatic head or brain injury, brain inflammation, eye injury or stroke and the like.

The present invention includes a method for treating, ameliorating or preventing a cannabinoid receptor agonist mediated syndrome, disorder or disease in a subject in need thereof comprising the step of administering to the subject an effective amount of
15 a cannabinoid agonist compound of the present invention or composition thereof.

The present invention includes a method for treating, ameliorating or preventing a cannabinoid receptor agonist mediated syndrome, disorder or disease in a subject in need thereof comprising the step of administering to the subject an effective amount of a cannabinoid agonist compound of the present invention in a combination product
20 and/or therapy with an anticonvulsant or composition thereof.

The present invention includes a method for treating, ameliorating or preventing a cannabinoid receptor inverse-agonist mediated syndrome, disorder or disease in a subject in need thereof comprising the step of administering to the subject an effective amount of a cannabinoid inverse-agonist compound of the present invention or
25 composition thereof.

The present invention includes a method for treating, ameliorating or preventing a cannabinoid receptor inverse-agonist mediated syndrome, disorder or disease in a subject in need thereof comprising the step of administering to the subject an effective amount of a cannabinoid inverse-agonist compound of the present invention in a
30 combination product and/or therapy with an anticonvulsant or composition thereof.

The present invention includes a method for treating, ameliorating or preventing

a cannabinoid receptor inverse-agonist mediated syndrome, disorder or disease in a subject in need thereof comprising the step of administering to the subject an effective amount of a cannabinoid inverse-agonist compound of the present invention in a combination product and/or therapy with one or more contraceptives or composition
5 thereof.

The present invention includes a method for treating, ameliorating or preventing a cannabinoid receptor antagonist mediated syndrome, disorder or disease in a subject in need thereof comprising the step of administering to the subject an effective amount of a cannabinoid antagonist compound of the present invention or composition thereof.

10 The present invention includes a method for treating, ameliorating or preventing a cannabinoid receptor antagonist mediated syndrome, disorder or disease in a subject in need thereof comprising the step of administering to the subject an effective amount of a cannabinoid antagonist compound of the present invention in a combination product and/or therapy with an anticonvulsant or composition thereof.

15 The present invention includes a method for treating, ameliorating or preventing a cannabinoid receptor antagonist mediated syndrome, disorder or disease in a subject in need thereof comprising the step of administering to the subject a therapeutically or prophylactically effective amount of a cannabinoid antagonist compound of the present invention in a combination product and/or therapy with one or more contraceptives or
20 composition thereof.

The present invention includes a method for treating, ameliorating or preventing a CB1 receptor agonist mediated syndrome, disorder or disease in a subject in need thereof comprising the step of administering to the subject an effective amount of a CB1 agonist compound of the present invention or composition thereof.

25 The present invention includes a method for treating, ameliorating or preventing a CB1 receptor agonist mediated syndrome, disorder or disease in a subject in need thereof comprising the step of administering to the subject an effective amount of a CB1 agonist compound of the present invention in a combination product and/or therapy with an anticonvulsant or composition thereof.

30 The present invention includes a method for treating, ameliorating or preventing a CB1 receptor inverse-agonist mediated syndrome, disorder or disease in a subject in need thereof comprising the step of administering to the subject an effective amount of

a CB1 inverse-agonist compound of the present invention or composition thereof.

The present invention includes a method for treating, ameliorating or preventing a CB1 receptor inverse-agonist mediated syndrome, disorder or disease in a subject in need thereof comprising the step of administering to the subject an effective amount of
5 a CB1 inverse-agonist compound of the present invention in a combination product and/or therapy with an anticonvulsant or composition thereof.

The present invention includes a method for treating, ameliorating or preventing a CB1 receptor inverse-agonist mediated syndrome, disorder or disease in a subject in need thereof comprising the step of administering to the subject an effective amount of
10 a CB1 inverse-agonist compound of the present invention in a combination product and/or therapy with one or more contraceptives or composition thereof.

The present invention includes a method for treating, ameliorating or preventing a CB1 receptor inverse-agonist mediated appetite related obesity related or metabolism related syndrome, disorder or disease in a subject in need thereof comprising the step of
15 administering to the subject an effective amount of a CB1 inverse-agonist compound of the present invention or composition thereof.

The present invention includes a method for treating, ameliorating or preventing a CB1 receptor inverse-agonist mediated appetite related obesity related or metabolism related syndrome, disorder or disease in a subject in need thereof comprising the step of
20 administering to the subject an effective amount of a CB1 inverse-agonist compound of the present invention in a combination product and/or therapy with an anticonvulsant or composition thereof.

The present invention includes a method for treating, ameliorating or preventing a CB1 receptor inverse-agonist mediated appetite related obesity related or metabolism
25 related syndrome, disorder or disease in a subject in need thereof comprising the step of administering to the subject an effective amount of a CB1 inverse-agonist compound of the present invention in a combination product and/or therapy with one or more contraceptives or composition thereof.

Appetite related syndromes, disorders or diseases include obesity, overweight
30 condition, anorexia, bulimia, cachexia, dysregulated appetite and the like.

Obesity related syndromes, disorders or diseases include obesity as a result of genetics, diet, food intake volume, metabolic syndrome, disorder or disease,

hypothalamic disorder or disease, age, reduced activity, abnormal adipose mass distribution, abnormal adipose compartment distribution and the like.

Metabolism related syndromes, disorders or diseases include metabolic syndrome, dyslipidemia, elevated blood pressure, diabetes, insulin sensitivity or
5 resistance, hyperinsulinemia, hypercholesterolemia, hyperlipidemias, hypertriglyceridemias, atherosclerosis, hepatomegaly, steatosis, abnormal alanine aminotransferase levels, inflammation, atherosclerosis and the like.

The present invention includes a method for treating, ameliorating or preventing a CB1 receptor antagonist mediated syndrome, disorder or disease in a subject in need
10 thereof comprising the step of administering to the subject an effective amount of a CB1 antagonist compound of the present invention or composition thereof.

The present invention includes a method for treating, ameliorating or preventing a CB1 receptor antagonist mediated syndrome, disorder or disease in a subject in need thereof comprising the step of administering to the subject an effective amount of a
15 CB1 antagonist compound of the present invention in a combination product and/or therapy with an anticonvulsant or composition thereof.

The present invention includes a method for treating, ameliorating or preventing a CB1 receptor antagonist mediated syndrome, disorder or disease in a subject in need thereof comprising the step of administering to the subject an effective amount of a
20 CB1 antagonist compound of the present invention in a combination product and/or therapy with one or more contraceptives or composition thereof.

The present invention includes a method for treating, ameliorating or preventing a CB2 receptor agonist mediated syndrome, disorder or disease in a subject in need thereof comprising the step of administering to the subject an effective amount of a
25 CB2 agonist compound of the present invention or composition thereof.

The present invention includes a method for treating, ameliorating or preventing a CB2 receptor agonist mediated syndrome, disorder or disease in a subject in need thereof comprising the step of administering to the subject an effective amount of a
30 CB2 agonist compound of the present invention in a combination product and/or therapy with an anticonvulsant or composition thereof.

The present invention includes include a method for treating, ameliorating or preventing a CB2 receptor inverse-agonist mediated syndrome, disorder or disease in a

subject in need thereof comprising the step of administering to the subject an effective amount of a CB2 inverse-agonist compound of the present invention or composition thereof.

5 The present invention includes a method for treating, ameliorating or preventing a CB2 receptor inverse-agonist mediated syndrome, disorder or disease in a subject in need thereof comprising the step of administering to the subject an effective amount of a CB2 inverse-agonist compound of the present invention in a combination product and/or therapy with an anticonvulsant or composition thereof.

10 The present invention includes a method for treating, ameliorating or preventing a CB2 receptor antagonist mediated syndrome, disorder or disease in a subject in need thereof comprising the step of administering to the subject an effective amount of a CB2 antagonist compound of the present invention or composition thereof.

15 The present invention includes a method for treating, ameliorating or preventing a CB2 receptor antagonist mediated syndrome, disorder or disease in a subject in need thereof comprising the step of administering to the subject an effective amount of a CB2 antagonist compound of the present invention in a combination product and/or therapy with an anticonvulsant or composition thereof.

20 The present invention includes a method for treating, ameliorating or preventing a metabolism related syndrome, disorder or disease, an appetite related syndrome, disorder or disease, a diabetes related syndrome, disorder or disease, an obesity related syndrome, disorder or disease or a learning, cognition or memory related syndrome, disorder or disease in a subject in need thereof comprising the step of administering to the subject an effective amount of a compound of the present invention or composition thereof.

25 The present invention includes a method for treating, ameliorating or preventing a metabolism related syndrome, disorder or disease, an appetite related syndrome, disorder or disease, a diabetes related syndrome, disorder or disease, an obesity related syndrome, disorder or disease or a learning, cognition or memory related syndrome, disorder or disease in a subject in need thereof comprising the step of administering to the subject an effective amount of a compound of the present invention in a combination product and/or therapy with an anticonvulsant or composition thereof.

30

The present invention includes a pharmaceutical composition or medicament

comprising an admixture of a compound of the present invention and an optional pharmaceutically acceptable carrier.

The present invention includes a pharmaceutical composition or medicament comprising an admixture of two or more compounds of the present invention and an optional pharmaceutically acceptable carrier.

The present invention also includes a pharmaceutical composition or medicament comprising an admixture of a compound of formula (I), an anticonvulsant and an optional pharmaceutically acceptable carrier.

Such pharmaceutical compositions are particularly useful for treating a subject suffering from a metabolism related syndrome, disorder or disease, an appetite related syndrome, disorder or disease, a diabetes related syndrome, disorder or disease, an obesity related syndrome, disorder or disease, or a learning, cognition or memory related syndrome, disorder or disease.

Anticonvulsants useful in the methods and compositions of the present invention in combination with a compound of formula (I) or (Ia) include, but are not limited to, topiramate, analogs of topiramate, carbamazepine, valproic acid, lamotrigine, gabapentin, phenytoin and the like and mixtures or pharmaceutically acceptable salts thereof.

Topiramate, 2,3:4,5-bis-O-(1-methylethylidene)- β -D-fructopyranose sulfamate, is currently marketed for the treatment of seizures in patients with simple and complex partial epilepsy and seizures in patients with primary or secondary generalized seizures in the United States, Europe and most other markets throughout the world. Topiramate is currently available for oral administration in round tablets containing 25 mg, 100 mg or 200 mg of active agent, and as 15 mg and 25 mg sprinkle capsules for oral administration as whole capsules or opened and sprinkled onto soft food. U.S. Patent No. 4,513,006, incorporated herein by reference, discloses topiramate and analogs of topiramate, their manufacture and use for treating epilepsy. Additionally, topiramate may also be made by the process disclosed in US Patent Nos. 5,242,942 and 5,384,327, which are incorporated by reference herein. The term "analogs of topiramate", as used herein, refers to the sulfamate compounds of formula (I), which are disclosed in U.S. Patent No. 4,513,006 (*see, e.g.*, column 1, lines 36-65 of U.S. 4,513,006).

For use in the methods of the present invention in combination with a

compound of the formula (I) or (Ia), topiramate (or an analog of topiramate) can be administered in the range of about 10 to about 1000 mg daily, preferably in the range of about 10 to about 650 mg daily, more preferably in the range of about 15 to about 325 mg once or twice daily.

5 Carbamazepine, 5*H*-dibenz[*b,f*]azepine-5-carboxamide, is an anticonvulsant and specific analgesic for trigeminal neuralgia, available for oral administration as chewable tablets of 100 mg, tablets of 200 mg, XR (extended release) tablets of 100, 200, and 400 mg, and as a suspension of 100 mg/5 mL (teaspoon); U.S. Patent No. 2,948,718, herein incorporated by reference in its entirety, discloses carbamazepine and
10 its methods of use.

For use in the methods of the present invention in combination with a compound of the formula (I) or (Ia), carbamazepine can be administered in the range of about 200 to about 1200 mg/day; preferably, about 400 mg/day.

15 Valproic acid, 2-propylpentanoic acid or dipropylacetic acid, is an antiepileptic agent commercially available as soft elastic capsules containing 250 mg valproic acid, and as syrup containing the equivalent of 250 mg valproic acid per 5 mL as the sodium salt. Valproic acid and various pharmaceutically acceptable salts are disclosed in U.S. Patent No. 4,699,927, which is incorporated by reference herein in its entirety.

For use in the methods of the present invention in combination with a
20 compound of the formula (I) or (Ia), valproic acid can be administered in the range of about 250 to about 2500 mg/day; preferably, about 1000 mg/day.

Lamotrigine, 3,5-diamino-6-(2,3-dichlorophenyl)-1,2,4-triazine, is an antiepileptic drug commercially available for oral administration as tablets containing 25 mg, 100 mg, 150 mg, and 200 mg of lamotrigine, and as chewable dispersible
25 tablets containing 2 mg, 5 mg, or 25 mg of lamotrigine. Lamotrigine and its uses are disclosed in U.S. Patent No. 4,486,354, incorporated by reference herein in its entirety.

For use in the methods of the present invention in combination with a compound of the formula (I) or (Ia), lamotrigine can be administered in the range of about 50 to about 600 mg/day in one to two doses; preferably, about 200 to about 400
30 mg/day; most preferably, about 200 mg/day.

Gabapentin, 1-(aminomethyl)cyclohexaneacetic acid, is commercially available for the adjunctive treatment of epilepsy and for postherpetic neuralgia in adults as

capsules containing 100 mg, 300 mg, and 400 mg of gabapentin, film-coated tablets containing 600 mg and 800 mg of gabapentin, and an oral solution containing 250 mg/5 mL of gabapentin. Gabapentin and its methods of use are described in U.S. Patent No. 4,024,175 and 4,087,544, herein incorporated by reference in their entirety.

5 For use in the methods of the present invention in combination with a compound of the formula (I) or (Ia), gabapentin can be administered in the range of about 300 to about 3600 mg/day in two to three divided doses; preferably, about 300 to about 1800 mg/day; most preferably, about 900 mg/day.

Phenytoin sodium, 5,5-diphenylhydantoin sodium salt, is an anticonvulsant,
10 which is commercially available for oral administration as capsules containing 100 mg, 200 mg or 300 mg of phenytoin sodium.

For use in the methods of the present invention in combination with a compound of the formula (I) or (Ia), phenytoin sodium can be administered in the range of about 100 to about 500 mg/day; preferably, about 300 to about 400 mg/day; most
15 preferably, about 300 mg/day.

The present invention also includes a pharmaceutical composition or medicament comprising an admixture of a compound of formula (I) or (Ia), one or more contraceptives and an optional pharmaceutically acceptable carrier.

Contraceptives suitable for use in a combination product and/or therapy include,
20 for example, ORTHO CYCLEN[®], ORTHO TRI-CYCLEN[®], ORTHO TRI-CYCLEN LO[®], and ORTHO EVRA[®], all available from Ortho-McNeil Pharmaceutical, Inc., Raritan, NJ. It should also be understood that contraceptives suitable for use in the invention encompass those contraceptives that include a folic acid component.

Smoking and/or obesity have been identified as risk factors in women taking
25 oral contraceptives. CB1 receptor antagonists and inverse agonists have been found to be useful therapeutic agents for reducing the urge to smoke and for assisting patients with eating disorders to lose weight.

Accordingly, the invention further includes a method of reducing the risk factors associated with smoking and/or obesity for women taking contraceptives by
30 administering with a contraceptive at least one of a CB1 receptor antagonist and/or CB1 receptor inverse-agonist compound of formula (I) or (Ia).

The use of such compounds or a pharmaceutical composition or medicament thereof is to reduce the desire to smoke and/or to assist in weight loss for patients taking contraceptives.

Pharmaceutical Compositions

5 The term "composition" refers to a product comprising the specified ingredients in the specified amounts, as well as any product that results, directly or indirectly, from combinations of the specified ingredients in the specified amounts. The invention further comprises mixing one or more of the compounds of the invention and a pharmaceutically acceptable carrier; and, includes those compositions resulting from
10 such a process. Contemplated processes include both traditional and modern pharmaceutical techniques.

Pharmaceutical compositions of the invention may, alternatively or in addition to a compound of formula (I) or (Ia), comprise a pharmaceutically acceptable salt of a compound of formula (I) or (Ia) or a prodrug or pharmaceutically active metabolite of
15 such a compound or salt in admixture with a pharmaceutically acceptable carrier.

The term "medicament" refers to a product for use in treating, ameliorating or preventing a cannabinoid receptor mediated syndrome, disorder or disease.

"Pharmaceutically acceptable carrier" means molecular entities and compositions that are of sufficient purity and quality for use in the formulation of a
20 composition of the invention and that, when appropriately administered to an animal or a human, do not produce an adverse, allergic, or other untoward reaction.

Since both clinical and veterinary uses are equally included within the scope of the present invention, a pharmaceutically acceptable formulation would include a composition or medicament formulation for either clinical or veterinary use.

25 The present invention includes a process for making the composition or medicament comprising mixing any of the instant compounds and a pharmaceutically acceptable carrier and include those compositions or medicaments resulting from such a process. Contemplated processes include both conventional and unconventional pharmaceutical techniques. Other examples include a composition or medicament
30 comprising a mixture of at least two of the instant compounds in association with a pharmaceutically acceptable carrier.

The composition or medicament may be administered in a wide variety of

dosage unit forms depending on the method of administration; wherein such methods include (without limitation) oral, sublingual, nasal (inhaled or insufflated), transdermal, rectal, vaginal, topical (with or without occlusion), intravenous (bolus or infusion) or for injection (intraperitoneally, subcutaneously, intramuscularly, intratumorally or
5 parenterally) using a suitable dosage form well known to those of ordinary skill in the area of pharmaceutical administration. Accordingly, the term "dosage unit" or "dosage form" is alternatively used to refer to (without limitation) a tablet, pill, capsule, solution, syrup, elixir, emulsion, suspension, suppository, powder, granule or sterile solution, emulsion or suspension (for injection from an ampoule or using a device such
10 as an auto-injector or for use as an aerosol, spray or drop). Furthermore, the composition may be provided in a form suitable for weekly or monthly administration (e.g. as an insoluble salt of the active compound (such as the decanoate salt) adapted to provide a depot preparation for intramuscular injection).

In preparing a dosage form, the principal active ingredient (such as a compound
15 of the present invention or a pharmaceutically acceptable salt, racemate, enantiomer, or diastereomer thereof) is optionally mixed with one or more pharmaceutical carriers (such as a starch, sugar, diluent, granulating agent, lubricant, glidant, binder, disintegrating agent and the like), one or more inert pharmaceutical excipients (such as water, glycols, oils, alcohols, flavoring agents, preservatives, coloring agents, syrup and
20 the like), one or more conventional tableting ingredient (such as corn starch, lactose, sucrose, sorbitol, talc, stearic acid, magnesium stearate, dicalcium phosphate, any of a variety of gums and the like) and a diluent (such as water and the like) to form a homogeneous composition (whereby the active ingredient is dispersed or suspended evenly throughout the mixture) which may be readily subdivided into dosage units
25 containing equal amounts of a compound of the present invention.

Binders include, without limitation, starch, gelatin, natural sugars (such as glucose, beta-lactose and the like), corn sweeteners and natural and synthetic gums (such as acacia, tragacanth, sodium oleate, sodium stearate, magnesium stearate, sodium benzoate, sodium acetate, sodium chloride and the like). Disintegrating agents include, without limitation,
30 starch, methyl cellulose, agar, bentonite, xanthan gum and the like.

Because of the ease of administration, tablets and capsules represent an advantageous oral dosage unit form, wherein solid pharmaceutical carriers are

employed. If desired, tablets may be sugar or film coated or enteric-coated by standard techniques. Tablets may also be coated or otherwise compounded to provide a prolonged therapeutic effect. For example, the dosage form may comprise an inner dosage and an outer dosage component, whereby the outer component is in the form of an envelope over the inner component. The two components may further be separated by a layer, which resists disintegration in the stomach (such as an enteric layer) and permits the inner component to pass intact into the duodenum or a layer which delays or sustains release. A variety of enteric and nonenteric layer or coating materials may be used (such as polymeric acids, shellacs, acetyl alcohol, cellulose acetate and the like) or combinations thereof.

The liquid forms in which a compound of the present invention may be incorporated for oral administration include (without limitation), aqueous solutions, suitably flavored syrups, aqueous or oil suspensions (using a suitable synthetic or natural gum dispersing or suspending agent such as tragacanth, acacia, alginate, dextran, sodium carboxymethylcellulose, methylcellulose, polyvinyl-pyrrolidone, gelatin and the like), flavored emulsions (using a suitable edible oil such as cottonseed oil, sesame oil, coconut oil, peanut oil and the like), elixirs and other similar liquid forms with a variety of pharmaceutically acceptable vehicles.

As is also known in the art, the compounds may alternatively be administered parenterally via injection. For parenteral administration, sterile solutions or injectable suspensions may be parenteral vehicles wherein appropriate liquid carriers, suspending agents and the like are employed. Sterile solutions are a preferred parenteral vehicle. Isotonic preparations that generally contain suitable preservatives are employed when intravenous administration is desired. A parenteral formulation may consist of the active ingredient dissolved in or mixed with an appropriate inert liquid carrier. Acceptable liquid carriers comprise aqueous solvents and the like and other optional ingredients for aiding solubility or preservation. Such aqueous solvents include sterile water, Ringer's solution or an isotonic aqueous saline solution. Alternatively, a sterile non-volatile oil may be employed as a solvent agent. Other optional ingredients include vegetable oils (such as peanut oil, cottonseed oil, sesame oil and the like), organic solvents (such as solketal, glycerol, formyl and the like), preservatives, isotonizers, solubilizers, stabilizers, pain-soothing agents and the like. A parenteral formulation is prepared by dissolving or suspending the active ingredient in the liquid carrier whereby the final

dosage unit contains from 0.005 to 10% by weight of the active ingredient.

Compounds of the present invention may be administered intranasally using a suitable intranasal vehicle. Compounds of the present invention may be administered topically using a suitable topical transdermal vehicle or a transdermal patch.

5 Administration via a transdermal delivery system requires a continuous rather than intermittent dosage regimen.

Compounds of the present invention may also be administered via a rapid dissolving or a slow release composition, wherein the composition includes a biodegradable rapid dissolving or slow release carrier (such as a polymer carrier and
10 the like) and a compound of the invention. Rapid dissolving or slow release carriers are well known in the art and are used to form complexes that capture therein an active compound(s) and either rapidly or slowly degrade/dissolve in a suitable environment (e.g., aqueous, acidic, basic, etc). Such particles are useful because they degrade/dissolve in body fluids and release the active compound(s) therein. The
15 particle size of a compound of the present invention, carrier or any excipient used in such a composition may be optimally adjusted using techniques known to those of ordinary skill in the art.

The present invention includes a composition of an instant compound or prodrug thereof present in a prophylactically or therapeutically effective amount
20 necessary for symptomatic relief to a subject in need thereof.

A prophylactically or therapeutically effective amount of an instant compound or prodrug thereof may range from about 0.001 mg to about 1 g and may be constituted into any form suitable for the administration method and regimen selected for the subject.

25 Depending on the subject and disease to be treated, the prophylactically or therapeutically effective amount for a person of average body weight of about 70 kg per day may range from about 0.001 mg/kg to about 300 mg/kg; from about 0.01 mg/kg to about 200 mg/kg; from about 0.05 mg/kg to about 100 mg/kg; or, from about 0.1 mg/kg to about 50 mg/kg.

30 An optimal prophylactically or therapeutically effective amount and administration method and regimen may be readily determined by those skilled in the art, and will vary depending on factors associated with the particular patient being

treated (age, weight, diet and time of administration), the severity of the condition being treated, the compound and dosage unit being employed, the mode of administration and the strength of the preparation.

Dosage unit(s) may be administered to achieve the therapeutically or prophylactically effective amount in a regimen of from about once per day to about 5 times per day. The preferred dosage unit for oral administration is a tablet containing 0.01, 0.05, 0.1, 0.5, 1.0, 2.5, 5.0, 10.0, 15.0, 25.0, 50.0, 100, 150, 200, 250 or 500 mg of the active ingredient.

Representative compounds for use in the therapeutic methods and pharmaceutical compositions described herein include compounds selected from:

8-(4-chloro-benzyl)-1-cyclohexyl-1,4,5,6,7,8-hexahydro-cycloheptapyrazole-3-carboxylic acid [(2*S*)-1,3,3-trimethyl-bicyclo[2.2.1]hept-2-yl]-amide,

(2*E*)-2-[8-(3-chloro-benzyl)-1-(2,4-dichloro-phenyl)-1,4,5,6,7,8-hexahydro-cycloheptapyrazol-3-yl]-ethenesulfonic acid [(1*S*)-1-phenyl-ethyl]-amide,

8-(3-chloro-benzyl)-1-cyclohexyl-1,4,5,6,7,8-hexahydro-cycloheptapyrazole-3-carboxylic acid [(2*S*)-1,3,3-trimethyl-bicyclo[2.2.1]hept-2-yl]-amide,

- 8-(3-chloro-benzyl)-1-cyclohexyl-1,4,5,6,7,8-hexahydro-cycloheptapyrazole-3-carboxylic acid [(1*S*)-1-phenyl-ethyl]-amide,
- 8-(3-chloro-benzyl)-1-(2,4-dichloro-phenyl)-1,4,5,6,7,8-hexahydro-cycloheptapyrazole-3-carboxylic acid [(2*S*)-1,3,3-trimethyl-bicyclo[2.2.1]hept-2-yl]-amide,
- 8-(4-chloro-benzyl)-1-cyclohexyl-1,4,5,6,7,8-hexahydro-cycloheptapyrazole-3-carboxylic acid adamantan-2-ylamide,
- 8-(3-chloro-benzyl)-1-cyclohexyl-1,4,5,6,7,8-hexahydro-cycloheptapyrazole-3-carboxylic acid adamantan-1-ylamide,
- 8-(3-chloro-benzyl)-1-(2,4-dichloro-phenyl)-1,4,5,6,7,8-hexahydro-cycloheptapyrazole-3-carboxylic acid adamantan-1-ylamide,
- 8-(4-chloro-benzyl)-1-(2,4-dichloro-phenyl)-1,4,5,6,7,8-hexahydro-cycloheptapyrazole-3-carboxylic acid cyclobutylamide,
- 8-(4-chloro-benzyl)-1-(2,4-dichloro-phenyl)-1,4,5,6,7,8-hexahydro-cycloheptapyrazole-3-carboxylic acid 4-trifluoromethyl-benzylamide,
- 8-(3-chloro-benzyl)-1-(2,4-dichloro-phenyl)-1,4,5,6,7,8-hexahydro-cycloheptapyrazole-3-carboxylic acid piperidin-1-ylamide,
- 1,8-bis-(4-chloro-benzyl)-1,4,5,6,7,8-hexahydro-cycloheptapyrazole-3-carboxylic acid cyclobutylamide,
- 8-(2-chloro-benzyl)-1-methyl-1,4,5,6,7,8-hexahydro-cycloheptapyrazole-3-carboxylic acid [(2*S*)-1,3,3-trimethyl-bicyclo[2.2.1]hept-2-yl]-amide,
- 1-(2,4-dichloro-phenyl)-8-(3-fluoro-benzyl)-1,4,5,6,7,8-hexahydro-cycloheptapyrazole-3-carboxylic acid cyclobutylamide,
- 1-(2,4-dichloro-phenyl)-8-(3-fluoro-benzyl)-1,4,5,6,7,8-hexahydro-cycloheptapyrazole-3-carboxylic acid [(2*S*)-1,3,3-trimethyl-bicyclo[2.2.1]hept-2-yl]-amide,
- 1-cyclohexyl-8-(3-fluoro-benzyl)-1,4,5,6,7,8-hexahydro-cycloheptapyrazole-3-carboxylic acid [(2*S*)-1,3,3-trimethyl-bicyclo[2.2.1]hept-2-yl]-amide,
- 1-cyclohexyl-8-(3-fluoro-benzyl)-1,4,5,6,7,8-hexahydro-cycloheptapyrazole-3-carboxylic acid [(1*S*)-1-phenyl-ethyl]-amide,
- 1-benzyl-8-phenyl-1,4,5,6,7,8-hexahydro-cycloheptapyrazole-3-carboxylic acid [(2*S*)-1,3,3-trimethyl-bicyclo[2.2.1]hept-2-yl]-amide,
- 1-benzyl-8-phenyl-1,4,5,6,7,8-hexahydro-cycloheptapyrazole-3-carboxylic acid [(1*S*)-1-phenyl-ethyl]-amide,
- 1-cyclohexyl-8-(3-fluoro-benzyl)-1,4,5,6,7,8-hexahydro-cycloheptapyrazole-3-carboxylic acid benzylamide,
- 1-cyclohexyl-8-(4-fluoro-benzyl)-1,4,5,6,7,8-hexahydro-cycloheptapyrazole-3-carboxylic acid [(2*S*)-1,3,3-trimethyl-bicyclo[2.2.1]hept-2-yl]-amide,
- 1-cyclohexyl-8-(4-fluoro-benzyl)-1,4,5,6,7,8-hexahydro-cycloheptapyrazole-3-carboxylic acid cyclopentylamide,
- 1-cyclohexyl-8-(4-fluoro-benzyl)-1,4,5,6,7,8-hexahydro-cycloheptapyrazole-3-carboxylic acid benzylamide,
- (2*S*)-2-([1-cyclohexyl-8-(4-fluoro-benzyl)-1,4,5,6,7,8-hexahydro-cycloheptapyrazole-3-carbonyl]-amino)-3-(4-fluoro-phenyl)-propionic acid methyl ester,

- 1-cyclohexyl-8-(4-fluoro-benzyl)-1,4,5,6,7,8-hexahydro-cycloheptapyrazole-3-carboxylic acid [(1*S*)-1-phenyl-ethyl]-amide,
- 1-cyclohexyl-8-(4-fluoro-benzyl)-1,4,5,6,7,8-hexahydro-cycloheptapyrazole-3-carboxylic acid 4-trifluoromethyl-benzylamide,
- (8*S**)-1-cyclohexyl-8-(4-fluoro-benzyl)-1,4,5,6,7,8-hexahydro-cycloheptapyrazole-3-carboxylic acid [(1*R*)-2-hydroxy-1-phenyl-ethyl]-amide,
- (2*E*)-2-[1-cyclohexyl-8-(3-fluoro-benzyl)-1,4,5,6,7,8-hexahydro-cycloheptapyrazol-3-yl]-ethenesulfonic acid [(1*S*)-1-phenyl-ethyl]-amide,
- (2*R*)-2-[[8*R*]-1-(2,4-dichloro-phenyl)-8-(3-fluoro-benzyl)-1,4,5,6,7,8-hexahydro-cycloheptapyrazole-3-carbonyl]-amino}-3-(4-fluoro-phenyl)-propionic acid methyl ester,
- (2*R*)-2-[[8*S*]-1-(2,4-dichloro-phenyl)-8-(3-fluoro-benzyl)-1,4,5,6,7,8-hexahydro-cycloheptapyrazole-3-carbonyl]-amino}-3-(4-fluoro-phenyl)-propionic acid methyl ester,
- (2*R*)-2-[[1-(2,4-dichloro-phenyl)-8-(3-fluoro-benzyl)-1,4,5,6,7,8-hexahydro-cycloheptapyrazole-3-carbonyl]-amino}-3-(4-hydroxy-phenyl)-propionic acid methyl ester,
- (2*R*)-2-[[1-cyclohexyl-8-(3-fluoro-benzyl)-1,4,5,6,7,8-hexahydro-cycloheptapyrazole-3-carbonyl]-amino}-3-(4-hydroxy-phenyl)-propionic acid methyl ester,
- (2*R*)-2-[[1-cyclohexyl-8-(4-fluoro-benzyl)-1,4,5,6,7,8-hexahydro-cycloheptapyrazole-3-carbonyl]-amino}-3-(4-hydroxy-phenyl)-propionic acid methyl ester,
- 1-(2,4-dichloro-phenyl)-8-(3-fluoro-benzyl)-1,4,5,6,7,8-hexahydro-cycloheptapyrazole-3-carboxylic acid piperidin-1-ylamide,
- 1-(2,4-dichloro-phenyl)-8-(3-fluoro-benzyl)-1,4,5,6,7,8-hexahydro-cycloheptapyrazole-3-carboxylic acid morpholin-4-ylamide,
- 1-(2,4-difluoro-phenyl)-8-(3-fluoro-benzyl)-1,4,5,6,7,8-hexahydro-cycloheptapyrazole-3-carboxylic acid [(2*S*)-1,3,3-trimethyl-bicyclo[2.2.1]hept-2-yl]-amide,
- (2*E*)-2-[1-(2,4-difluoro-phenyl)-8-(3-fluoro-benzyl)-1,4,5,6,7,8-hexahydro-cycloheptapyrazol-3-yl]-ethenesulfonic acid [(1*S*)-1-phenyl-ethyl]-amide,
- (2*E*)-2-[8-(3-fluoro-benzyl)-1,4,5,6,7,8-hexahydro-cycloheptapyrazol-3-yl]-ethenesulfonic acid [(1*S*)-1-phenyl-ethyl]-amide,
- 1-(2,4-difluoro-phenyl)-8-(4-fluoro-benzyl)-1,4,5,6,7,8-hexahydro-cycloheptapyrazole-3-carboxylic acid [(2*S*)-1,3,3-trimethyl-bicyclo[2.2.1]hept-2-yl]-amide,
- (2*R*)-2-[[1-(2,4-difluoro-phenyl)-8-(4-fluoro-benzyl)-1,4,5,6,7,8-hexahydro-cycloheptapyrazole-3-carbonyl]-amino}-3-(4-hydroxy-phenyl)-propionic acid methyl ester,
- (2*E*)-2-[8-(4-fluoro-benzyl)-1-methyl-1,4,5,6,7,8-hexahydro-cycloheptapyrazol-3-yl]-ethenesulfonic acid [(1*S*)-1-phenyl-ethyl]-amide,
- (2*R*)-2-[[8-(3-chloro-benzyl)-1-(2,4-dichloro-phenyl)-1,4,5,6,7,8-hexahydro-cycloheptapyrazole-3-carbonyl]-amino}-3-(4-hydroxy-phenyl)-propionic acid methyl ester,
- (2*R*)-2-[[8-(3-chloro-benzyl)-1-(2,4-dichloro-phenyl)-1,4,5,6,7,8-hexahydro-cycloheptapyrazole-3-carbonyl]-amino}-3-(4-fluoro-phenyl)-propionic acid methyl ester,
- (2*E*)-2-[8-(3-fluoro-benzyl)-1-methyl-1,4,5,6,7,8-hexahydro-cycloheptapyrazol-3-yl]-ethenesulfonic acid [(1*S*)-1-phenyl-ethyl]-amide,
- (2*R*,3*S*)-3-[[1-cyclohexyl-8-(3-fluoro-benzyl)-1,4,5,6,7,8-hexahydro-cycloheptapyrazole-3-carbonyl]-amino]-bicyclo[2.2.1]heptane-2-carboxylic acid ethyl ester,

- (2*R*,3*S*)-3-[[1-cyclohexyl-8-(4-fluoro-benzyl)-1,4,5,6,7,8-hexahydro-cycloheptapyrazole-3-carbonyl]-amino]-bicyclo[2.2.1]heptane-2-carboxylic acid ethyl ester,
- (2*E*)-2-[1-(2,4-difluoro-phenyl)-8-(4-fluoro-benzyl)-1,4,5,6,7,8-hexahydro-cycloheptapyrazol-3-yl]-ethenesulfonic acid [(1*S*)-1-phenyl-ethyl]-amide,
- (2*E*)-2-[8-(4-fluoro-benzyl)-1,4,5,6,7,8-hexahydro-cycloheptapyrazol-3-yl]-ethenesulfonic acid [(1*S*)-1-phenyl-ethyl]-amide,
- (2*R*,3*S*)-3-[[8-(3-chloro-benzyl)-1-(2,4-dichloro-phenyl)-1,4,5,6,7,8-hexahydro-cycloheptapyrazole-3-carbonyl]-amino]-bicyclo[2.2.1]heptane-2-carboxylic acid ethyl ester,
- (2*R*,3*S*)-3-[[1-(2,4-difluoro-phenyl)-8-(4-fluoro-benzyl)-1,4,5,6,7,8-hexahydro-cycloheptapyrazole-3-carbonyl]-amino]-bicyclo[2.2.1]heptane-2-carboxylic acid ethyl ester,
- (2*R*,3*S*)-3-[[1-(2,4-difluoro-phenyl)-8-(3-fluoro-benzyl)-1,4,5,6,7,8-hexahydro-cycloheptapyrazole-3-carbonyl]-amino]-bicyclo[2.2.1]heptane-2-carboxylic acid ethyl ester,
- (8*R**)-8-(3-chloro-benzyl)-1-(2,4-dichloro-phenyl)-1,4,5,6,7,8-hexahydro-cycloheptapyrazole-3-carboxylic acid [(1*R*,2*S*)-2-hydroxy-indan-1-yl]-amide,
- (8*S**)-8-(3-chloro-benzyl)-1-(2,4-dichloro-phenyl)-1,4,5,6,7,8-hexahydro-cycloheptapyrazole-3-carboxylic acid [(1*R*,2*S*)-2-hydroxy-indan-1-yl]-amide,
- (8*R**)-1-cyclohexyl-8-(3-fluoro-benzyl)-1,4,5,6,7,8-hexahydro-cycloheptapyrazole-3-carboxylic acid [(1*R*,2*S*)-2-hydroxy-indan-1-yl]-amide,
- (8*S**)-1-cyclohexyl-8-(3-fluoro-benzyl)-1,4,5,6,7,8-hexahydro-cycloheptapyrazole-3-carboxylic acid [(1*R*,2*S*)-2-hydroxy-indan-1-yl]-amide,
- (8*S**)-1-cyclohexyl-8-(4-fluoro-benzyl)-1,4,5,6,7,8-hexahydro-cycloheptapyrazole-3-carboxylic acid [(1*R*,2*S*)-2-hydroxy-indan-1-yl]-amide,
- (2*E*)-2-[1-(2,4-difluoro-phenyl)-8-(4-fluoro-benzyl)-1,4,5,6,7,8-hexahydro-cycloheptapyrazol-3-yl]-ethenesulfonic acid piperidin-1-ylamide,
- (2*E*)-2-[8-(4-fluoro-benzyl)-1-methyl-1,4,5,6,7,8-hexahydro-cycloheptapyrazol-3-yl]-ethenesulfonic acid morpholin-4-ylamide,
- 8-(4-fluoro-benzyl)-1,4,5,6,7,8-hexahydro-cycloheptapyrazole-3-carboxylic acid benzylamide,
- 8-(4-fluoro-benzyl)-1-methanesulfonyl-1,4,5,6,7,8-hexahydro-cycloheptapyrazole-3-carboxylic acid benzylamide,
- (8*E*)-8-(4-chloro-benzylidene)-1-(2,4-dichloro-phenyl)-1,4,5,6,7,8-hexahydro-cycloheptapyrazole-3-carboxylic acid [(1*R*)-1-phenyl-ethyl]-amide,
- (8*E*)-8-(4-chloro-benzylidene)-1-(2,4-dichloro-phenyl)-1,4,5,6,7,8-hexahydro-cycloheptapyrazole-3-carboxylic acid [(1*R*)-1-cyclohexyl-ethyl]-amide,
- (8*E*)-8-(4-chloro-benzylidene)-1-(2,4-dichloro-phenyl)-1,4,5,6,7,8-hexahydro-cycloheptapyrazole-3-carboxylic acid piperidin-1-ylamide,
- (8*E*)-8-(4-chloro-benzylidene)-1-(2,4-dichloro-phenyl)-1,4,5,6,7,8-hexahydro-cycloheptapyrazole-3-carboxylic acid morpholin-4-ylamide,
- (8*E*)-8-(4-chloro-benzylidene)-1-(2,4-dichloro-phenyl)-1,4,5,6,7,8-hexahydro-cycloheptapyrazole-3-carboxylic acid 4-sulfamoyl-benzylamide,

- (8E)-N-[8-(4-chloro-benzylidene)-1-(2,4-dichloro-phenyl)-1,4,5,6,7,8-hexahydro-cycloheptapyrazole-3-carbonyl]-benzenesulfonamide,
- (8E)-8-(4-chloro-benzylidene)-1-(2,4-dichloro-phenyl)-1,4,5,6,7,8-hexahydro-cycloheptapyrazole-3-carboxylic acid [1-(4-chloro-phenyl)-ethyl]-amide,
- (8E)-8-(4-chloro-benzylidene)-1-(2,4-dichloro-phenyl)-1,4,5,6,7,8-hexahydro-cycloheptapyrazole-3-carboxylic acid [(1S)-1-cyclohexyl-ethyl]-amide,
- (8E)-8-(4-chloro-benzylidene)-1-(2,4-dichloro-phenyl)-1,4,5,6,7,8-hexahydro-cycloheptapyrazole-3-carboxylic acid [(1S)-1-phenyl-ethyl]-amide,
- (8E)-8-(4-chloro-benzylidene)-1,4,5,6,7,8-hexahydro-cycloheptapyrazole-3-carboxylic acid [(1R)-1-cyclohexyl-ethyl]-amide,
- (8E)-8-(4-chloro-benzylidene)-1,4,5,6,7,8-hexahydro-cycloheptapyrazole-3-carboxylic acid [(1S)-1-phenyl-ethyl]-amide,
- (8E)-8-(4-chloro-benzylidene)-1,4,5,6,7,8-hexahydro-cycloheptapyrazole-3-carboxylic acid [(1R)-1-phenyl-ethyl]-amide,
- (8E)-8-(4-chloro-benzylidene)-1,4,5,6,7,8-hexahydro-cycloheptapyrazole-3-carboxylic acid piperidin-1-ylamide,
- (8E)-8-(4-chloro-benzylidene)-1,4,5,6,7,8-hexahydro-cycloheptapyrazole-3-carboxylic acid morpholin-4-ylamide,
- (8E)-1-(2,4-dichloro-phenyl)-8-(4-fluoro-benzylidene)-1,4,5,6,7,8-hexahydro-cycloheptapyrazole-3-carboxylic acid [(1R)-1-phenyl-ethyl]-amide,
- (8E)-1-(2,4-dichloro-phenyl)-8-(4-fluoro-benzylidene)-1,4,5,6,7,8-hexahydro-cycloheptapyrazole-3-carboxylic acid [(1R)-1-cyclohexyl-ethyl]-amide,
- (8E)-1-(2,4-dichloro-phenyl)-8-(4-fluoro-benzylidene)-1,4,5,6,7,8-hexahydro-cycloheptapyrazole-3-carboxylic acid [(1S)-1-cyclohexyl-ethyl]-amide,
- (8E)-1-(2,4-dichloro-phenyl)-8-(4-fluoro-benzylidene)-1,4,5,6,7,8-hexahydro-cycloheptapyrazole-3-carboxylic acid [(1S)-1-phenyl-ethyl]-amide,
- (8E)-1-(2,4-dichloro-phenyl)-8-(4-fluoro-benzylidene)-1,4,5,6,7,8-hexahydro-cycloheptapyrazole-3-carboxylic acid piperidin-1-ylamide,
- (8E)-1-(2,4-dichloro-phenyl)-8-(4-fluoro-benzylidene)-1,4,5,6,7,8-hexahydro-cycloheptapyrazole-3-carboxylic acid morpholin-4-ylamide,
- (8E)-8-(4-chloro-benzylidene)-1-(2,4-dichloro-phenyl)-1,4,5,6,7,8-hexahydro-cycloheptapyrazole-3-carboxylic acid pyridin-2-ylamide,
- (8E)-8-(4-chloro-benzylidene)-1-(2,4-dichloro-phenyl)-1,4,5,6,7,8-hexahydro-cycloheptapyrazole-3-carboxylic acid (pyridin-2-ylmethyl)-amide,
- (8E)-8-(4-chloro-benzylidene)-1-(2,4-dichloro-phenyl)-1,4,5,6,7,8-hexahydro-cycloheptapyrazole-3-carboxylic acid (pyridin-4-ylmethyl)-amide,
- (8E)-8-(4-chloro-benzylidene)-1-(2,4-dichloro-phenyl)-1,4,5,6,7,8-hexahydro-cycloheptapyrazole-3-carboxylic acid (2-pyridin-2-yl-ethyl)-amide,
- (2E)-2-[8-(3-chloro-benzyl)-1,4,5,6,7,8-hexahydro-cycloheptapyrazol-3-yl]-ethenesulfonic acid [(1S)-1-phenyl-ethyl]-amide,

8-(3-chloro-benzyl)-1,4,5,6,7,8-hexahydro-cycloheptapyrazole-3-carboxylic acid [(1*S*)-2-hydroxy-1-phenyl-ethyl]-amide,

8-(3-chloro-benzyl)-1,4,5,6,7,8-hexahydro-cycloheptapyrazole-3-carboxylic acid [(1*R*)-2-hydroxy-1-phenyl-ethyl]-amide,

8-(3-chloro-benzyl)-1,4,5,6,7,8-hexahydro-cycloheptapyrazole-3-carboxylic acid [(1*S*)-1-benzyl-2-hydroxy-ethyl]-amide,

8-(3-chloro-benzyl)-1,4,5,6,7,8-hexahydro-cycloheptapyrazole-3-carboxylic acid [(1*R*)-1-benzyl-2-hydroxy-ethyl]-amide,

1-(2,4-difluoro-phenyl)-8-(4-fluoro-benzyl)-1,4,5,6,7,8-hexahydro-cycloheptapyrazole-3-carboxylic acid [(1*S*)-2-chloro-1-phenyl-ethyl]-amide,

(8*E*)-8-(4-chloro-benzylidene)-1-pyridin-4-yl-1,4,5,6,7,8-hexahydro-cycloheptapyrazole-3-carboxylic acid [(1*R*)-1-cyclohexyl-ethyl]-amide,

(8*E*)-8-(4-chloro-benzylidene)-1-pyridin-4-yl-1,4,5,6,7,8-hexahydro-cycloheptapyrazole-3-carboxylic acid [(1*S*)-1-cyclohexyl-ethyl]-amide,

(8*E*)-8-(4-chloro-benzylidene)-1-(4-sulfamoyl-phenyl)-1,4,5,6,7,8-hexahydro-cycloheptapyrazole-3-carboxylic acid [(1*R*)-1-phenyl-ethyl]-amide,

(8*E*)-8-(4-chloro-benzylidene)-1-(4-sulfamoyl-phenyl)-1,4,5,6,7,8-hexahydro-cycloheptapyrazole-3-carboxylic acid [(1*R*)-1-cyclohexyl-ethyl]-amide,

8-(3-chloro-benzyl)-1-(4-trifluoromethyl-pyrimidin-2-yl)-1,4,5,6,7,8-hexahydro-cycloheptapyrazole-3-carboxylic acid [(1*R*)-1-benzyl-2-hydroxy-ethyl]-amide,

(8*E*)-[1-(2,4-dichloro-phenyl)-8-(4-fluoro-benzylidene)-1,4,5,6,7,8-hexahydro-cycloheptapyrazol-3-yl]-(2-pyridin-2-yl-pyrrolidin-1-yl)-methanone,

(8*E*)-8-(4-chloro-benzylidene)-1-(2-chloro-phenyl)-1,4,5,6,7,8-hexahydro-cycloheptapyrazole-3-carboxylic acid [(1*R*)-1-cyclohexyl-ethyl]-amide,

(8*E*)-8-(4-chloro-benzylidene)-1-(2-chloro-phenyl)-1,4,5,6,7,8-hexahydro-cycloheptapyrazole-3-carboxylic acid [(1*R*)-1-phenyl-ethyl]-amide,

(8*E*)-8-(4-chloro-benzylidene)-1-(2,5-dichloro-phenyl)-1,4,5,6,7,8-hexahydro-cycloheptapyrazole-3-carboxylic acid [(1*R*)-1-phenyl-ethyl]-amide,

(8*E*)-8-(4-chloro-benzylidene)-1-(2,5-dichloro-phenyl)-1,4,5,6,7,8-hexahydro-cycloheptapyrazole-3-carboxylic acid [(1*R*)-1-cyclohexyl-ethyl]-amide,

(8*E*)-8-(4-chloro-benzylidene)-1-(2,5-dichloro-phenyl)-1,4,5,6,7,8-hexahydro-cycloheptapyrazole-3-carboxylic acid [(1*S*)-1-cyclohexyl-ethyl]-amide,

(8*E*)-8-(4-chloro-benzylidene)-1-(2,5-dichloro-phenyl)-1,4,5,6,7,8-hexahydro-cycloheptapyrazole-3-carboxylic acid [(1*S*)-1-phenyl-ethyl]-amide,

(8*E*)-1-(2,4-dichloro-phenyl)-8-(4-fluoro-benzylidene)-1,4,5,6,7,8-hexahydro-cycloheptapyrazole-3-carboxylic acid [(1*R*)-1-phenyl-propyl]-amide,

(8*E*)-1-(2,4-dichloro-phenyl)-8-(4-fluoro-benzylidene)-1,4,5,6,7,8-hexahydro-cycloheptapyrazole-3-carboxylic acid [(1*S*)-2-hydroxy-1-phenyl-ethyl]-amide,

(8*E*)-1-(2,4-dichloro-phenyl)-8-(4-fluoro-benzylidene)-1,4,5,6,7,8-hexahydro-cycloheptapyrazole-3-carboxylic acid (1-methyl-1-phenyl-ethyl)-amide,

(8*E*)-[1-(2,4-dichloro-phenyl)-8-(4-fluoro-benzylidene)-1,4,5,6,7,8-hexahydro-cycloheptapyrazol-3-yl]-(3,4,5,6-tetrahydro-2*H*-[2,2']bipyridinyl-1-yl)-methanone,

- (8E)-1-(2,4-dichloro-phenyl)-8-(4-fluoro-benzylidene)-1,4,5,6,7,8-hexahydro-cycloheptapyrazole-3-carboxylic acid (1R)-indan-1-ylamide,
- (8E)-1-(2,4-dichloro-phenyl)-8-(4-fluoro-benzylidene)-1,4,5,6,7,8-hexahydro-cycloheptapyrazole-3-carboxylic acid [(1S,2R)-2-hydroxy-indan-1-yl]-amide,
- (8E)-1-(2,4-dichloro-phenyl)-8-(4-fluoro-benzylidene)-1,4,5,6,7,8-hexahydro-cycloheptapyrazole-3-carboxylic acid (1,2,3,4-tetrahydro-naphthalen-1-yl)-amide,
- (8E)-1-(2,4-dichloro-phenyl)-8-(4-methoxy-benzylidene)-1,4,5,6,7,8-hexahydro-cycloheptapyrazole-3-carboxylic acid (pyridin-2-ylmethyl)-amide,
- (8E)-1-(2,4-dichloro-phenyl)-8-(4-methoxy-benzylidene)-1,4,5,6,7,8-hexahydro-cycloheptapyrazole-3-carboxylic acid (1-methyl-1-phenyl-ethyl)-amide,
- (8E)-1-(2,4-dichloro-phenyl)-8-(4-methoxy-benzylidene)-1,4,5,6,7,8-hexahydro-cycloheptapyrazole-3-carboxylic acid [(1R)-1-phenyl-ethyl]-amide,
- (8E)-1-(2,4-dichloro-phenyl)-8-(4-methoxy-benzylidene)-1,4,5,6,7,8-hexahydro-cycloheptapyrazole-3-carboxylic acid [(1S)-1-phenyl-ethyl]-amide,
- (8E)-1-(2,4-dichloro-phenyl)-8-(4-methoxy-benzylidene)-1,4,5,6,7,8-hexahydro-cycloheptapyrazole-3-carboxylic acid [(1R)-1-cyclohexyl-ethyl]-amide,
- (8E)-1-(2,4-dichloro-phenyl)-8-(4-methoxy-benzylidene)-1,4,5,6,7,8-hexahydro-cycloheptapyrazole-3-carboxylic acid [(1S)-2-hydroxy-1-phenyl-ethyl]-amide,
- (8E)-1-(2,4-dichloro-phenyl)-8-(4-methoxy-benzylidene)-1,4,5,6,7,8-hexahydro-cycloheptapyrazole-3-carboxylic acid (1R)-indan-1-ylamide,
- (8E)-1-(2,4-dichloro-phenyl)-8-(4-methoxy-benzylidene)-1,4,5,6,7,8-hexahydro-cycloheptapyrazole-3-carboxylic acid piperidin-1-ylamide,
- (8E)-1-(2,4-dichloro-phenyl)-8-(4-methoxy-benzylidene)-1,4,5,6,7,8-hexahydro-cycloheptapyrazole-3-carboxylic acid (1-pyridin-2-yl-ethyl)-amide,
- (8E)-[8-(4-chloro-benzylidene)-1,4,5,6,7,8-hexahydro-cycloheptapyrazol-3-yl]-piperidin-1-yl-methanone,
- (8E)-1-(2,4-dichloro-phenyl)-8-(4-fluoro-benzylidene)-1,4,5,6,7,8-hexahydro-cycloheptapyrazole-3-carboxylic acid (1-pyridin-2-yl-ethyl)-amide,
- (8E)-1-(2,4-dichloro-phenyl)-8-(4-fluoro-benzylidene)-1,4,5,6,7,8-hexahydro-cycloheptapyrazole-3-carboxylic acid [(1R)-1-pyridin-2-yl-ethyl]-amide,
- (8E)-1-(2,4-dichloro-phenyl)-8-(4-methoxy-benzylidene)-1,4,5,6,7,8-hexahydro-cycloheptapyrazole-3-carboxylic acid (hexahydro-cyclopenta[c]pyrrol-2-yl)-amide,
- (8E)-1-(2,4-dichloro-phenyl)-8-(4-methoxy-benzylidene)-1,4,5,6,7,8-hexahydro-cycloheptapyrazole-3-carboxylic acid [(1R)-1-pyridin-2-yl-ethyl]-amide,
- (8S*)-8-(3-chloro-benzyl)-1,4,5,6,7,8-hexahydro-cycloheptapyrazole-3-carboxylic acid [(1R)-2-hydroxy-1-phenyl-ethyl]-amide,
- (8R*)-8-(3-chloro-benzyl)-1,4,5,6,7,8-hexahydro-cycloheptapyrazole-3-carboxylic acid [(1R)-2-hydroxy-1-phenyl-ethyl]-amide,
- (8R*)-8-(3-chloro-benzyl)-1,4,5,6,7,8-hexahydro-cycloheptapyrazole-3-carboxylic acid [(1S)-2-hydroxy-1-phenyl-ethyl]-amide,
- (8S*)-8-(3-chloro-benzyl)-1,4,5,6,7,8-hexahydro-cycloheptapyrazole-3-carboxylic acid [(1S)-2-hydroxy-1-phenyl-ethyl]-amide,

(2E)-2-[(8R*)-8-(3-fluoro-benzyl)-1,4,5,6,7,8-hexahydro-cycloheptapyrazol-3-yl]-ethenesulfonic acid [(1S)-1-phenyl-ethyl]-amide,

(8E)-8-(4-chloro-benzylidene)-1,4,5,6,7,8-hexahydro-cycloheptapyrazole-3-carboxylic acid [(1R)-2-hydroxy-1-phenyl-ethyl]-amide,

(2E,8E)-2-[8-(4-chloro-benzylidene)-1,4,5,6,7,8-hexahydro-cycloheptapyrazol-3-yl]-ethenesulfonic acid [(1S)-1-phenyl-ethyl]-amide,

(8E)-(2S)-2-[[8-(4-chloro-benzylidene)-1,4,5,6,7,8-hexahydro-cycloheptapyrazole-3-carbonyl]-amino]-3-(4-fluoro-phenyl)-propionic acid methyl ester,

(8E)-8-(3-chloro-benzylidene)-1,4,5,6,7,8-hexahydro-cycloheptapyrazole-3-carboxylic acid [(1R)-2-hydroxy-1-phenyl-ethyl]-amide,

(8E)-(2S)-2-[[8-(3-chloro-benzylidene)-1,4,5,6,7,8-hexahydro-cycloheptapyrazole-3-carbonyl]-amino]-3-(4-fluoro-phenyl)-propionic acid methyl ester,

(8E)-(2S)-2-[[8-(3-fluoro-benzylidene)-1-methyl-1,4,5,6,7,8-hexahydro-cycloheptapyrazole-3-carbonyl]-amino]-3-(4-fluoro-phenyl)-propionic acid methyl ester,

(8E)-8-(3-fluoro-benzylidene)-1-methyl-1,4,5,6,7,8-hexahydro-cycloheptapyrazole-3-carboxylic acid [(1R)-2-hydroxy-1-phenyl-ethyl]-amide,

(8E)-(2S)-8-(3-fluoro-benzylidene)-1-methyl-1,4,5,6,7,8-hexahydro-cycloheptapyrazole-3-carboxylic acid [1-hydroxymethyl-2-(4-hydroxy-phenyl)-ethyl]-amide,

(8E)-(2R)-2-[[8-(3-chloro-benzylidene)-1,4,5,6,7,8-hexahydro-cycloheptapyrazole-3-carbonyl]-amino]-3-(4-fluoro-phenyl)-propionic acid methyl ester,

(8E)-(2R)-2-[[8-(4-chloro-benzylidene)-1,4,5,6,7,8-hexahydro-cycloheptapyrazole-3-carbonyl]-amino]-3-(4-fluoro-phenyl)-propionic acid methyl ester, or

(8E)-(2R)-2-[[8-(3-fluoro-benzylidene)-1-methyl-1,4,5,6,7,8-hexahydro-cycloheptapyrazole-3-carbonyl]-amino]-3-(4-fluoro-phenyl)-propionic acid methyl ester.

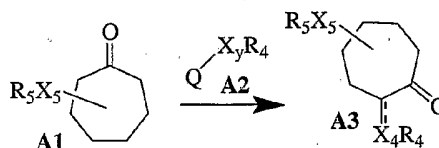
Synthetic Methods

Representative compounds of the present invention can be synthesized in accordance with the general synthetic schemes described below and are illustrated more particularly in the specific synthetic examples that follow. The general schemes and
5 specific examples are offered by way of illustration; the invention should not be construed as being limited by the chemical reactions and conditions expressed. The methods for preparing the various starting materials used in the schemes and examples are well within the skill of persons versed in the art. No attempt has been made to optimize the yields obtained in any of the example reactions. One skilled in the art
10 would know how to increase such yields through routine variations in reaction times, temperatures, solvents and/or reagents.

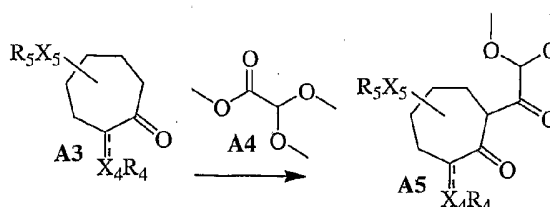
The terms used in describing the invention are commonly used and known to those skilled in the art. When used herein, the following abbreviations and formulae have the indicated meanings:

Abbreviation	Meaning
Cpd	compound
EDCI	1-(3-dimethylaminopropyl)-3-ethylcarbodiimide
DCM	dichloromethane
DMAP	4-dimethylaminopyridine
EtOAc	ethyl acetate
Et ₂ O	anhydrous ether
K ₂ CO ₃	potassium carbonate
LDA	lithium diisopropylamine
LiHMDS or LHMDS	lithium bis(trimethylsilyl)amide
min(s)/hr(s)	minute(s)/hour(s)
N ₂	nitrogen
RT/rt/r.t.	room temperature
SOCl ₂	thionyl chloride
TEA or Et ₃ N	triethylamine
THF	tetrahydrofuran

Scheme A

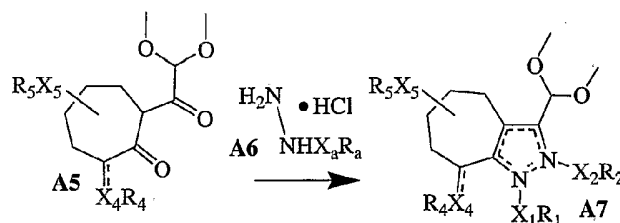


- A solution of cycloheptanone Compound A1 (in a solvent such as THF and the like) is added dropwise to a reagent solution (such as LDA in a solvent such as anhydrous THF and the like) at -78 °C under an inert atmosphere (using a gas such as nitrogen and the like) and reacted, with stirring, at -78 °C for about 1 hr. A solution of Compound A2 (in a solvent such as anhydrous THF and the like, wherein Q-X_y represents a suitable reaction group and wherein certain portions of Q-X_y are incorporated into X₄R₄ as a product of the reaction) is added dropwise and the mixture is stirred for about 5 hrs, while warming to r.t., to provide Compound A3 after workup.



A solution of cycloheptanone Compound A3 (in a solvent such as THF and the like) is added dropwise to a reagent solution (such as LHMDS in a solvent such as anhydrous THF and the like) at -78 °C under an inert atmosphere and reacted, with

stirring, at -78 °C for about 1 hr. A solution of Compound A4 (in a solvent such as anhydrous THF and the like) is added dropwise and the mixture is stirred for about 15 hrs, while warming to r.t., to provide Compound A5 after workup.



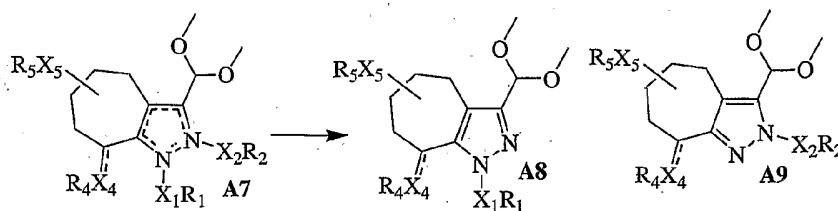
5 A reagent (such as K_2CO_3 and the like) and a substituted hydrazine mono or dihydrochloride Compound A6 are added to a solution of Compound A5 (in a solvent such as one or more of MeOH, EtOH, CH_2Cl_2 and the like) at a temperature of about 0°C under an inert atmosphere. The mixture is stirred overnight, while warming to r.t., to provide Compound A7 after workup.

10 The X_aR_a substituent moiety on Compound A6 represents the possibility that, after isomer separation, the substituted amine group may be found either on the N^1 position as X_1R_1 or on the N^2 position as X_2R_2 . Compound A7 represents a mixture of isomers, wherein a mixture of X_1R_1 and X_2R_2 isomers are present.

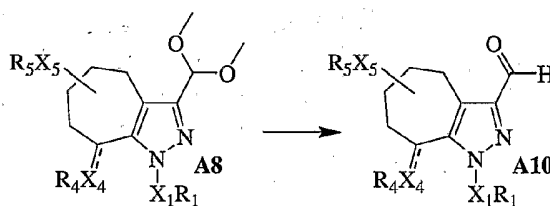
15 The hydrazine hydrochloride or dihydrochloride Compound A6 may be converted to the free base by methods known to those skilled in the art. In the examples of the present invention, the free base is prepared either in situ (as shown for illustrative purposes in this Scheme) or separately (then added to the reaction mixture) by reaction with K_2CO_3 .

20 As illustrated in this Scheme, Compound A6 may also be further substituted with a variety of X_aR_a substituents (as previously defined herein). In many instances, the substituted hydrazine Compound A6 is commercially available. When not commercially available, a particularly substituted Compound A6 may be prepared by methods known to those skilled in the art.

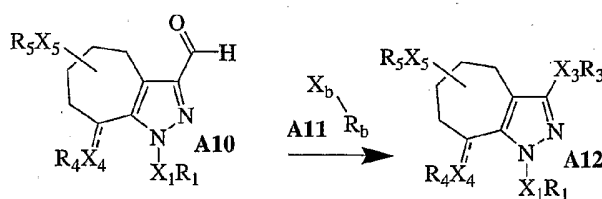
25 More specifically, a halogenated X_aR_a substituent moiety is reacted with a hydrazine hydrate solution at reflux and used without further purification in place of Compound A6.



The Compound **A7** isomeric mixture is separated via flash chromatography (eluted with a suitable solvent mixture such as about 10% to about 30% EtOAc and the like in hexane and the like) to provide a purified major isomer Compound **A8** and a minor isomer Compound **A9**. The major isomer Compound **A8** is substituted on the N¹ position with X₁R₁ (X₂R₂ is necessarily absent). The minor isomer Compound **A9** is substituted on the N² position with X₂R₂ (wherein X₁R₁ is absent).



An acid (such as 3N HCl and the like) is added to a solution of Compound **A8** (in a solvent such as acetone and the like) at about 0 °C under an inert atmosphere. The mixture is stirred for about 4 hrs, while warming to r.t., to provide Compound **A10** after workup.

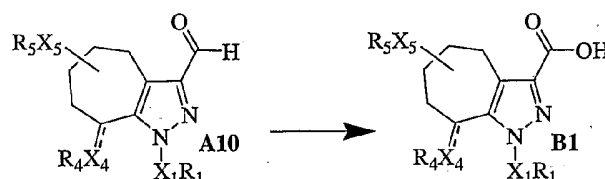


A reagent solution (such as 1M potassium tert-butoxide in a solvent such as THF and the like) is added dropwise to a solution of Compound **A11** (in a solvent such as anhydrous THF and the like; wherein X_b represents a suitable reaction group and wherein certain portions of X_bR_b are incorporated into X₃R₃ as a product of the reaction). After about 45 mins, a solution of Compound **A10** (in a solvent such as THF and the like) is added dropwise. The mixture is reacted for about 15 hrs, while warming to r.t., to provide Compound **A12** after workup.

For purposes of this Scheme, X_bR_b is an alkylsulfonylamino moiety or an

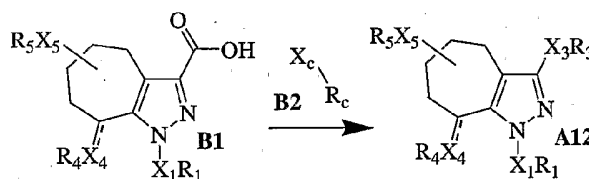
alkylcarbamoyl moiety each further substituted on the amino portion. In general, Compound **A11** is commercially available. When not commercially available, a particularly substituted Compound **A11** may be prepared by methods known to those skilled in the art.

5

Scheme B

A solution of Compound **A10** (in a solvent such as acetone and the like) is added dropwise to a reagent solution (such as Jones's Reagent and the like) at about 0 °C under an inert atmosphere. The resulting suspension is stirred overnight, while warming to r.t., to provide Compound **B1** after workup.

10

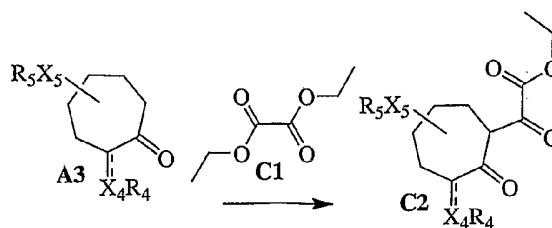


A reagent solution (such as one or more of EDCI, DMAP and the like) and Compound **B2** (wherein X_c represents a suitable reaction group and wherein certain portions of X_cR_c are incorporated into X_3R_3 as a product of the reaction) are added to a solution of Compound **B1** (in a solvent such as CH_2Cl_2 and the like) at about 0 °C under an inert atmosphere. The mixture is stirred for about 6 hrs, while warming to r.t., to provide Compound **A12** after workup.

15

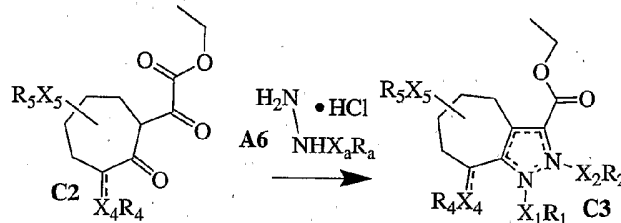
For purposes of this Scheme, X_c is an optionally substituted amino moiety, whereby the Compound **A12** X_3R_3 substituent moiety incorporates the C(O) portion of the C^3 substituent from Compound **B1** and the amine portion from X_cR_c .

20

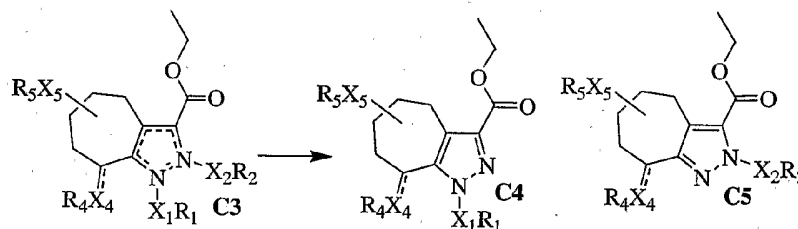
Scheme C

A solution of Compound **A3** (in a solvent such as Et₂O, THF and the like or a mixture thereof) is added dropwise to a reagent solution (such as LHMDS and the like in a solvent such as Et₂O or THF and the like or a mixture thereof) at -78 °C under an inert atmosphere and stirred at about -78 °C for about 40 mins. A solution of

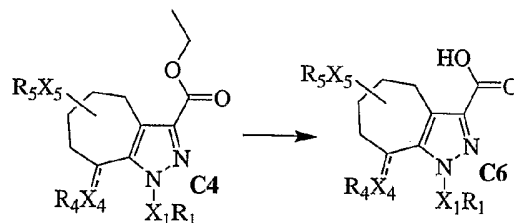
- 5 Compound **C1** (in a solvent such as Et₂O and the like) is added dropwise and the mixture is stirred at about -78 °C for about 1 hr, then allowed to warm to r.t. over a period of about 2 hrs to yield Compound **C2** after workup, as a crude product used without further purification in the next step.



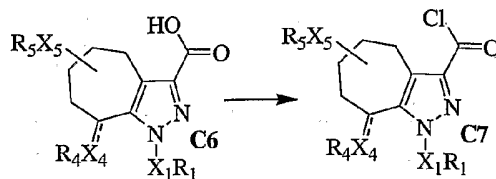
- 10 Using the procedure of Scheme A and Compound **C2** in place of Compound **A5** provides Compound **C3** after workup.



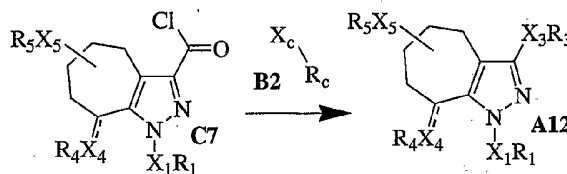
- 15 Using the procedure of Scheme A and Compound **C3** in place of Compound **A7**, the Compound **C3** isomeric mixture is separated via flash chromatography (eluted with a suitable solvent mixture such as 20% or 30% EtOAc:hexane and the like) to provide a major isomer Compound **C4** and a minor isomer Compound **C5**.



- 20 The separated major isomer Compound **C4** is treated with a reagent solution (such as a mixture of NaOH or LiOH in a solvent such as water, MeOH, THF and the like or a mixture thereof) and stirred overnight to provide Compound **C6** after workup.



A reagent solution (such as SOCl_2 and the like in a solvent such as CH_2Cl_2 and the like) is added to Compound **C6** at ambient temperature under an inert nitrogen atmosphere. The reaction mixture is stirred at reflux temperature for about 15 mins to provide Compound **C7** after workup.

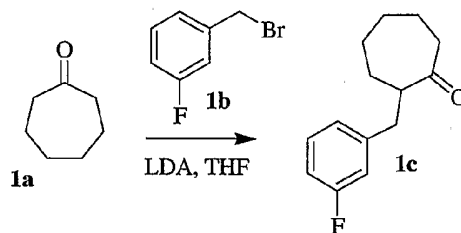


A solution of Compound **C7** (optionally mixed with TEA and the like) is added to a solution of Compound **B2** (in a solvent such as CH_2Cl_2 and the like) at ambient temperature under an inert nitrogen atmosphere. The mixture is stirred at r.t. for a period of time to provide Compound **A12** after workup.

The synthetic examples that follow herein describe more completely the preparation of particular compounds included within the scope of the present invention.

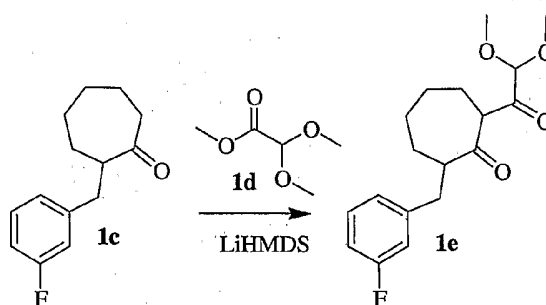
Example 1

(2*E*)-2-[1-(2,4-difluoro-phenyl)-8-(3-fluoro-benzyl)-1,4,5,6,7,8-hexahydro-cycloheptapyrazol-3-yl]-ethenesulfonic acid piperidin-1-ylamide (Cpd **123**)

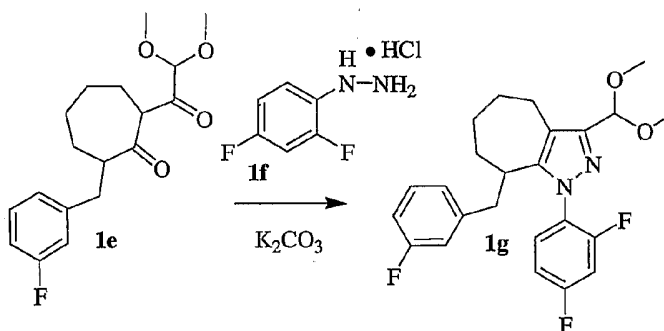


Cycloheptanone Compound **1a** (3.0 g, 26.8 mmol) in THF (5 mL) was added dropwise to a solution of LDA (17.6 mL, 31.7 mmol) in anhydrous THF (50 mL) at -78°C under a N_2 atmosphere. The mixture was stirred at -78°C for 60 mins, then 1-bromomethyl-3-fluoro-benzene Compound **1b** (5.0 g, 26.5 mmol) in anhydrous THF (10 mL) was added dropwise. The mixture was stirred for 5 hrs, while warming to r.t..

The reaction was quenched with water (5 mL) and the organic layer was diluted with EtOAc (100 mL), then washed with water and brine. The organic layer was separated and dried with anhydrous sodium sulfate, then filtered and concentrated in vacuo to yield a crude oil which was purified by flash chromatography using 3% EtOAc in
 5 hexane to afford 2-(3-fluoro-benzyl)-cycloheptanone Compound **1c** (4.72 g, 80%).

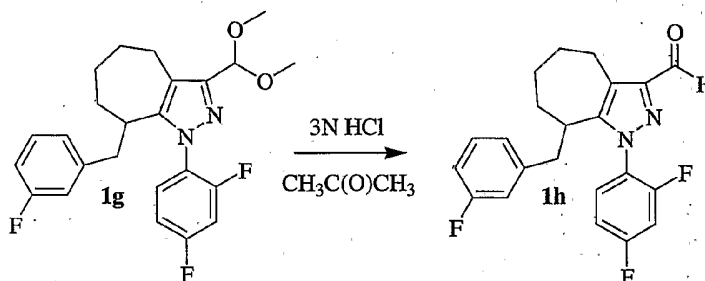


A solution of Compound **1c** (2.94 g, 13.9 mmol) in THF (5 mL) was added dropwise to a 1M solution of LiHMDS (22.2 mL, 22.2 mmol) in anhydrous THF (25 mL) at -78°C under a N_2 atmosphere. The mixture was stirred at -78°C for 60 mins,
 10 then a solution of dimethoxy-acetic acid methyl ester Compound **1d** (1.8 g, 13.4 mmol) in anhydrous THF (5 mL) was added dropwise. The mixture was stirred for 15 hrs, while warming to r.t.. The reaction was quenched with water (5 mL) and diluted with EtOAc (100 mL). The organic layer was separated, washed with water and brine and dried with anhydrous sodium sulfate, then filtered and concentrated in vacuo to yield a
 15 crude oil which was purified by flash chromatography using 10% EtOAc in hexane to afford 2-(2,2-dimethoxy-acetyl)-7-(3-fluoro-benzyl)-cycloheptanone Compound **1e** (2.80 g, 65%).

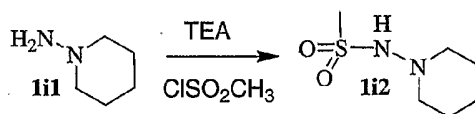


K_2CO_3 (1.65 g, 12.0 mmol) and (2,4-difluoro-phenyl)-hydrazine hydrochloride
 20 Compound **1f** (1.80 g, 10 mmol) were added to a solution of Compound **1e** (3.2 g, 10.0 mmol) in MeOH (50 mL) at 0°C under a N_2 atmosphere. The mixture was stirred

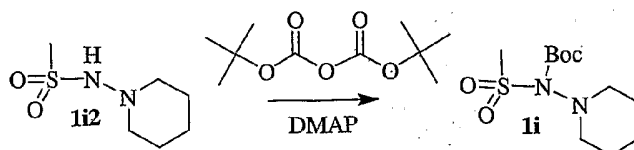
overnight, while warming to r.t.. The reaction was quenched with water (20 mL) and the organic layer was diluted with EtOAc (200 mL), then washed with water and brine. The organic layer was separated and dried with anhydrous sodium sulfate, then filtered and concentrated in vacuo to yield a crude oil which was purified by flash chromatography using 20% EtOAc in hexane to afford 1-(2,4-difluoro-phenyl)-3-dimethoxymethyl-8-(3-fluoro-benzyl)-1,4,5,6,7,8-hexahydro-cycloheptapyrazole Compound **1g** (3.01 g, 70%) as a colorless oil.



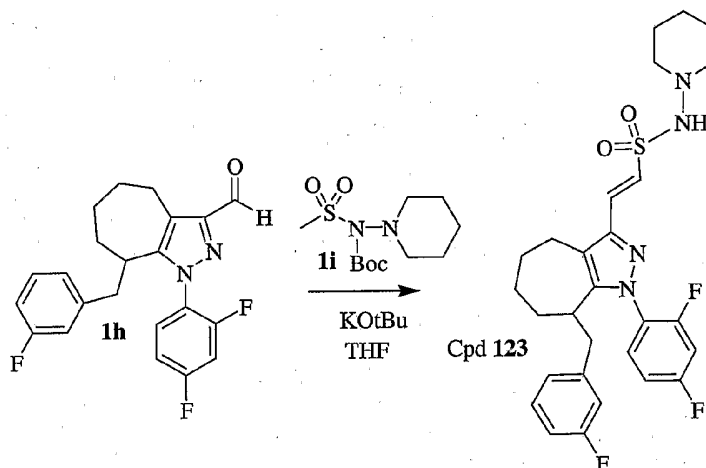
3N HCl (8 mL) was added to a solution of Compound **1g** (1.66 g, 4.9 mmol) in acetone (50 mL) at 0 °C under a N₂ atmosphere. The mixture was stirred for 4 hrs, while warming to r.t.. The reaction was quenched with water (20 mL), neutralized to pH 7 with K₂CO₃ and diluted with DCM (100 mL). The organic layer was washed with water and brine, separated and dried with anhydrous sodium sulfate, then filtered and concentrated in vacuo to yield 1-(2,4-difluoro-phenyl)-8-(3-fluoro-benzyl)-1,4,5,6,7,8-hexahydro-cycloheptapyrazole-3-carbaldehyde Compound **1h** (1.79 g, 95%) as a colorless oil.



TEA (2.43 mL, 17.46 mmol) and methanesulfonylchloride (2.0 g, 17.46 mmol) were added to a solution of piperidin-1-ylamine Compound **1i1** (1.75 g, 17.46 mmol) at 0 °C, under a N₂ atmosphere. The mixture was stirred for 3 hrs, while warming to r.t.. The reaction was quenched with water (20 mL) and the organic layer was diluted with CH₂Cl₂ (100 mL), washed with water and brine, separated and dried with anhydrous sodium sulfate, then filtered and concentrated in vacuo to yield N-piperidin-1-ylmethanesulfonamide Compound **1i2** as an oil.



Carbonic acid di-tert-butyl ester (4.57 g, 20.95 mmol) and DMAP (8 mg) were added to a solution of Compound **1i2** in CH₂Cl₂ (10 mL) at 0 °C under a N₂ atmosphere. The mixture was stirred overnight, while warming to r.t.. The reaction was quenched with a saturated solution of NaHCO₃ (10 mL). The organic layer was separated and dried with anhydrous sodium sulfate, filtered and concentrated in vacuo to yield a crude product which was purified by flash chromatography using 10% EtOAc in Hexane to afford (methylsulfonyl)1-piperidinyll-carbamic acid t-butyl ester Compound **1i** (3.89 g, 80%) as a colorless oil.



10

A 1M solution of potassium tert-butoxide in THF (0.75 mL, 0.75 mmol) was added dropwise to a solution of Compound **1i** (0.070 g, 0.250 mmol) in anhydrous THF (5 mL) at -78 °C under a N₂ atmosphere. After 45 mins, a solution of Compound **1h** (0.096 g, 0.250 mmol) in THF (3 mL) was added dropwise. The mixture was reacted for 15 hrs, while warming to r.t.. The reaction was quenched with water (5 mL) and diluted with EtOAc (100 mL). The organic layer was separated, washed with water and brine and dried with anhydrous sodium sulfate, then filtered and concentrated in vacuo to yield a crude oil which was purified by flash chromatography using 20% EtOAc in hexane to afford Compound **123** (0.10 g, 75%) as a white solid. ¹H NMR (CDCl₃, 300 MHz) δ 7.53 (d, J = 15.3 Hz, 1H), 7.00 (d, J = 15.3 Hz, 1H), 6.92-6.62 (m, 7H), 5.26 (s, 1H), 3.01-2.59 (m, 9H), 2.10-1.25 (m, 12H).

20

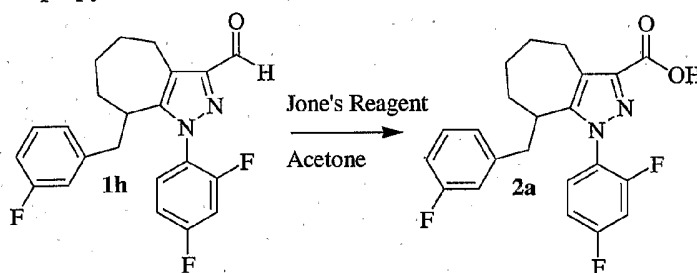
By following the relevant steps in the procedure of Example 1 and other procedures provided herein, and substituting the appropriate starting materials, reagents and solvents, the following compounds were prepared:

Cpd	Name	MS
3	(2E)-2-[8-(3-chloro-benzyl)-1-(2,4-dichloro-phenyl)-1,4,5,6,7,8-hexahydro-cycloheptapyrazol-3-yl]-ethenesulfonic acid [(1S)-1-phenyl-ethyl]-amide	616.2
75	(2E)-2-[1-cyclohexyl-8-(3-fluoro-benzyl)-1,4,5,6,7,8-hexahydro-cycloheptapyrazol-3-yl]-ethenesulfonic acid [(1S)-1-phenyl-ethyl]-amide	534.2
93	(2E)-2-[1-(2,4-difluoro-phenyl)-8-(3-fluoro-benzyl)-1,4,5,6,7,8-hexahydro-cycloheptapyrazol-3-yl]-ethenesulfonic acid [(1S)-1-phenyl-ethyl]-amide	566.2
94	(2E)-2-[1-(2,4-difluoro-phenyl)-8-(3-fluoro-benzyl)-1,4,5,6,7,8-hexahydro-cycloheptapyrazol-3-yl]-ethenesulfonic acid [(1S)-1-cyclohexyl-ethyl]-amide	572.3
96	(2E)-2-[8-(3-fluoro-benzyl)-1,4,5,6,7,8-hexahydro-cycloheptapyrazol-3-yl]-ethenesulfonic acid [(1S)-1-phenyl-ethyl]-amide	454.2
101	(2E)-2-[8-(4-fluoro-benzyl)-1-methyl-1,4,5,6,7,8-hexahydro-cycloheptapyrazol-3-yl]-ethenesulfonic acid [(1S)-1-phenyl-ethyl]-amide	468.1
104	(2E)-2-[8-(3-fluoro-benzyl)-1-methyl-1,4,5,6,7,8-hexahydro-cycloheptapyrazol-3-yl]-ethenesulfonic acid [(1S)-1-phenyl-ethyl]-amide	468
107	(2E)-2-[1-(2,4-difluoro-phenyl)-8-(4-fluoro-benzyl)-1,4,5,6,7,8-hexahydro-cycloheptapyrazol-3-yl]-ethenesulfonic acid [(1S)-1-phenyl-ethyl]-amide	566
108	(2E)-2-[8-(4-fluoro-benzyl)-1,4,5,6,7,8-hexahydro-cycloheptapyrazol-3-yl]-ethenesulfonic acid [(1S)-1-phenyl-ethyl]-amide	454
122	(2E)-2-[1-(2,4-difluoro-phenyl)-8-(4-fluoro-benzyl)-1,4,5,6,7,8-hexahydro-cycloheptapyrazol-3-yl]-ethenesulfonic acid piperidin-1-ylamide	545
124	(2E)-2-[8-(3-fluoro-benzyl)-1-methyl-1,4,5,6,7,8-hexahydro-cycloheptapyrazol-3-yl]-ethenesulfonic acid piperidin-1-ylamide	447
125	(2E)-2-[8-(3-fluoro-benzyl)-1-methyl-1,4,5,6,7,8-hexahydro-cycloheptapyrazol-3-yl]-ethenesulfonic acid morpholin-4-ylamide	449
126	(2E)-2-[8-(4-fluoro-benzyl)-1-methyl-1,4,5,6,7,8-hexahydro-cycloheptapyrazol-3-yl]-ethenesulfonic acid morpholin-4-ylamide	449
127	(2E)-2-[1-(2,4-difluoro-phenyl)-8-(4-fluoro-benzyl)-1,4,5,6,7,8-hexahydro-cycloheptapyrazol-3-yl]-ethenesulfonic acid morpholin-4-ylamide	547
128	(2E)-2-[8-(4-fluoro-benzyl)-1-methyl-1,4,5,6,7,8-hexahydro-cycloheptapyrazol-3-yl]-ethenesulfonic acid piperidin-1-ylamide	447
160	(2E)-2-[8-(3-chloro-benzyl)-1,4,5,6,7,8-hexahydro-cycloheptapyrazol-3-yl]-ethenesulfonic acid [(1S)-1-phenyl-ethyl]-amide	470.1

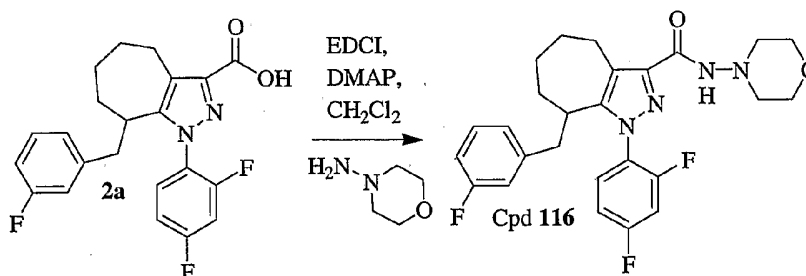
Cpd	Name	MS
232	(2E)-2-[(8R*)-8-(3-fluoro-benzyl)-1,4,5,6,7,8-hexahydro-cycloheptapyrazol-3-yl]-ethenesulfonic acid [(1S)-1-phenyl-ethyl]-amide	454
233	(2E)-2-[(8S*)-8-(3-fluoro-benzyl)-1,4,5,6,7,8-hexahydro-cycloheptapyrazol-3-yl]-ethenesulfonic acid [(1S)-1-phenyl-ethyl]-amide	454
235	2-[8-(3-fluoro-benzyl)-1,4,5,6,7,8-hexahydro-cycloheptapyrazol-3-yl]-ethenesulfonic acid [(1R)-1-phenyl-ethyl]-amide	454
236	(2E,8E)-2-[8-(4-chloro-benzylidene)-1,4,5,6,7,8-hexahydro-cycloheptapyrazol-3-yl]-ethenesulfonic acid [(1R)-1-phenyl-ethyl]-amide	468
237	(2E,8E)-2-[8-(4-chloro-benzylidene)-1,4,5,6,7,8-hexahydro-cycloheptapyrazol-3-yl]-ethenesulfonic acid [(1S)-1-phenyl-ethyl]-amide	468

Example 2

1-(2,4-difluoro-phenyl)-8-(3-fluoro-benzyl)-1,4,5,6,7,8-hexahydro-cycloheptapyrazole-3-carboxylic acid morpholin-4-ylamide (Cpd 116)



- 5 Jones's Reagent (5.75 mL, 8.6 mmol) was added to a solution of 1-(2,4-difluoro-phenyl)-8-(3-fluoro-benzyl)-1,4,5,6,7,8-hexahydro-cycloheptapyrazole-3-carbaldehyde Compound **1h** (1.65 g, 4.31 mmol) in acetone (20 mL) at 0 °C under a N₂ atmosphere. The resulting suspension was stirred overnight, while warming to r.t., then filtered through a pad of celite to afford 1-(2,4-difluoro-phenyl)-8-(3-fluoro-benzyl)-
- 10 1,4,5,6,7,8-hexahydro-cycloheptapyrazole-3-carboxylic acid Compound **2a** as a solid.



EDCI (0.19 g, 0.99 mmol), DMAP (8 mg), and morpholin-4-ylamine (0.035g, 0.33 mmol) were added to a solution of Compound **2a** (0.13 g, 0.33 mmol) in CH₂CL₂ (5 mL) at 0 °C under a N₂ atmosphere. The mixture was stirred for 6 hrs, while

warming to r.t.. The organic layer was concentrated in vacuo and purified by flash chromatography using 15% EtOAc in hexane to afford Compound **116** (0.10 g, 65%) as a white solid. ¹H NMR (CDCl₃, 400 MHz) δ 7.6 (s, 1H), 7.09-7.04 (m, 1H), 6.93-6.38 (m, 5H), 3.94-3.90 (m, 1H), 3.85-3.81 (m, 4H), 2.96-2.90 (m, 6H), 2.70-2.58 (m, 2H),
 5 2.09-1.91 (m, 4H), 1.80-1.62 (m, 1H), 1.49-1.36(m, 1H).

By following the relevant steps in the procedure of Example 2 and substituting the appropriate starting materials, reagents and solvents, the following compounds were prepared:

Cpd	Name	MS
1	1-(4-fluoro-phenyl)-8-(4-methyl-benzyl)-1,4,5,6,7,8-hexahydro-cycloheptapyrazole-3-carboxylic acid (1,3,3-trimethyl-bicyclo[2.2.1]hept-2-yl)-amide	514
2	8-(4-chloro-benzyl)-1-cyclohexyl-1,4,5,6,7,8-hexahydro-cycloheptapyrazole-3-carboxylic acid [(2 <i>S</i>)-1,3,3-trimethyl-bicyclo[2.2.1]hept-2-yl]-amide	522.3

Cpd	Name	MS
4	8-(3-chloro-benzyl)-1-cyclohexyl-1,4,5,6,7,8-hexahydro-cycloheptapyrazole-3-carboxylic acid [(2 <i>S</i>)-1,3,3-trimethyl-bicyclo[2.2.1]hept-2-yl]-amide	522.3
5	8-(4-chloro-benzyl)-1-cyclohexyl-1,4,5,6,7,8-hexahydro-cycloheptapyrazole-3-carboxylic acid [(1 <i>S</i>)-1-phenyl-ethyl]-amide	490
6	8-(4-chloro-benzyl)-1-cyclohexyl-1,4,5,6,7,8-hexahydro-cycloheptapyrazole-3-carboxylic acid [(1 <i>R</i>)-1-phenyl-ethyl]-amide	492.3
7	8-(3-chloro-benzyl)-1-cyclohexyl-1,4,5,6,7,8-hexahydro-cycloheptapyrazole-3-carboxylic acid [(1 <i>S</i>)-1-phenyl-ethyl]-amide	490.2
8	8-(3-chloro-benzyl)-1-cyclohexyl-1,4,5,6,7,8-hexahydro-cycloheptapyrazole-3-carboxylic acid [(1 <i>R</i>)-1-phenyl-ethyl]-amide	490.2
9	8-(3-chloro-benzyl)-1-cyclohexyl-1,4,5,6,7,8-hexahydro-cycloheptapyrazole-3-carboxylic acid (hexahydro-2,5-methano-pentalen-3a-yl)-amide	506.2
10	8-(3-chloro-benzyl)-1-cyclohexyl-1,4,5,6,7,8-hexahydro-cycloheptapyrazole-3-carboxylic acid (1-adamantan-1-yl-ethyl)-amide	548.3
11	8-(2-chloro-benzyl)-1-cyclohexyl-1,4,5,6,7,8-hexahydro-cycloheptapyrazole-3-carboxylic acid [(2 <i>S</i>)-1,3,3-trimethyl-bicyclo[2.2.1]hept-2-yl]-amide	522.3
12	8-(3-chloro-benzyl)-1-cyclohexyl-1,4,5,6,7,8-hexahydro-cycloheptapyrazole-3-carboxylic acid adamantan-2-ylamide	520.4
13	8-(2-chloro-benzyl)-1-cyclohexyl-1,4,5,6,7,8-hexahydro-cycloheptapyrazole-3-carboxylic acid adamantan-2-ylamide	520.3
14	8-(4-chloro-benzyl)-1-(2,4-dichloro-phenyl)-1,4,5,6,7,8-hexahydro-cycloheptapyrazole-3-carboxylic acid [(2 <i>S</i>)-1,3,3-trimethyl-bicyclo[2.2.1]hept-2-yl]-amide	586.2
15	8-(3-chloro-benzyl)-1-(2,4-dichloro-phenyl)-1,4,5,6,7,8-hexahydro-cycloheptapyrazole-3-carboxylic acid [(2 <i>S</i>)-1,3,3-trimethyl-bicyclo[2.2.1]hept-2-yl]-amide	586.2
16	8-(4-chloro-benzyl)-1-cyclohexyl-1,4,5,6,7,8-hexahydro-cycloheptapyrazole-3-carboxylic acid adamantan-2-ylamide	522.3
17	8-(3-chloro-benzyl)-1-(2,4-dichloro-phenyl)-1,4,5,6,7,8-hexahydro-cycloheptapyrazole-3-carboxylic acid adamantan-2-ylamide	582.2
18	8-(4-chloro-benzyl)-1-(2,4-dichloro-phenyl)-1,4,5,6,7,8-hexahydro-cycloheptapyrazole-3-carboxylic acid adamantan-2-ylamide	582
19	8-(3-chloro-benzyl)-1-cyclohexyl-1,4,5,6,7,8-hexahydro-cycloheptapyrazole-3-carboxylic acid adamantan-1-ylamide	520.3
20	8-(4-chloro-benzyl)-1-cyclohexyl-1,4,5,6,7,8-hexahydro-cycloheptapyrazole-3-carboxylic acid adamantan-1-ylamide	520.2
21	8-(2-chloro-benzyl)-1-cyclohexyl-1,4,5,6,7,8-hexahydro-cycloheptapyrazole-3-carboxylic acid adamantan-1-ylamide	520.2
22	8-(3-chloro-benzyl)-1-(2,4-dichloro-phenyl)-1,4,5,6,7,8-hexahydro-cycloheptapyrazole-3-carboxylic acid adamantan-1-ylamide	584.1

Cpd	Name	MS
23	8-(2-chloro-benzyl)-1-cyclohexyl-1,4,5,6,7,8-hexahydro-cycloheptapyrazole-3-carboxylic acid cyclobutylamide	440.2
24	8-(3-chloro-benzyl)-1-(2,4-dichloro-phenyl)-1,4,5,6,7,8-hexahydro-cycloheptapyrazole-3-carboxylic acid cyclobutylamide	502
25	8-(4-chloro-benzyl)-1-(2,4-dichloro-phenyl)-1,4,5,6,7,8-hexahydro-cycloheptapyrazole-3-carboxylic acid cyclobutylamide	502
26	8-(4-chloro-benzyl)-1-(2,4-dichloro-phenyl)-1,4,5,6,7,8-hexahydro-cycloheptapyrazole-3-carboxylic acid 4-trifluoromethyl-benzylamide	609
27	8-(4-chloro-benzyl)-1-(2,4-dichloro-phenyl)-1,4,5,6,7,8-hexahydro-cycloheptapyrazole-3-carboxylic acid piperidin-1-ylamide	556.2 (M+Na)
28	8-(3-chloro-benzyl)-1-(2,4-dichloro-phenyl)-1,4,5,6,7,8-hexahydro-cycloheptapyrazole-3-carboxylic acid piperidin-1-ylamide	533
29	1-(4-chloro-benzyl)-8-(3-chloro-benzyl)-1,4,5,6,7,8-hexahydro-cycloheptapyrazole-3-carboxylic acid cyclobutylamide	484.2
30	1,8-bis-(4-chloro-benzyl)-1,4,5,6,7,8-hexahydro-cycloheptapyrazole-3-carboxylic acid cyclobutylamide	483.1
31	8-(2-chloro-benzyl)-1-cyclohexyl-1,4,5,6,7,8-hexahydro-cycloheptapyrazole-3-carboxylic acid cyclopropylamide	426.1
32	8-(3-chloro-benzyl)-1-cyclohexyl-1,4,5,6,7,8-hexahydro-cycloheptapyrazole-3-carboxylic acid cyclopropylamide	426.1
33	8-(4-chloro-benzyl)-1-cyclohexyl-1,4,5,6,7,8-hexahydro-cycloheptapyrazole-3-carboxylic acid cyclopropylamide	426.1
34	1,8-bis-(4-chloro-benzyl)-1,4,5,6,7,8-hexahydro-cycloheptapyrazole-3-carboxylic acid cyclopropylamide	492.1 (M+Na)
35	1-(4-chloro-benzyl)-8-(3-chloro-benzyl)-1,4,5,6,7,8-hexahydro-cycloheptapyrazole-3-carboxylic acid cyclopropylamide	470.1
36	8-(3-chloro-benzyl)-1-cyclohexyl-1,4,5,6,7,8-hexahydro-cycloheptapyrazole-3-carboxylic acid cyclobutylamide	440.2
37	8-(4-chloro-benzyl)-1-cyclohexyl-1,4,5,6,7,8-hexahydro-cycloheptapyrazole-3-carboxylic acid cyclobutylamide	440.2
38	8-(4-chloro-benzyl)-1-(2,4-dichloro-phenyl)-1,4,5,6,7,8-hexahydro-cycloheptapyrazole-3-carboxylic acid cyclopropylamide	488.1
39	8-(2-chloro-benzyl)-1-methyl-1,4,5,6,7,8-hexahydro-cycloheptapyrazole-3-carboxylic acid cyclobutylamide	372.1
40	8-(2-chloro-benzyl)-1-methyl-1,4,5,6,7,8-hexahydro-cycloheptapyrazole-3-carboxylic acid [(2S)-1,3,3-trimethyl-bicyclo[2.2.1]hept-2-yl]-amide	454.2
41	1-(2,4-dichloro-phenyl)-8-(3-fluoro-benzyl)-1,4,5,6,7,8-hexahydro-cycloheptapyrazole-3-carboxylic acid cyclobutylamide	486.1
42	1-(2,4-dichloro-phenyl)-8-(3-fluoro-benzyl)-1,4,5,6,7,8-hexahydro-cycloheptapyrazole-3-carboxylic acid [(2S)-1,3,3-trimethyl-bicyclo[2.2.1]hept-2-yl]-amide	568.2

Cpd	Name	MS
43	1-cyclohexyl-8-(3-fluoro-benzyl)-1,4,5,6,7,8-hexahydro-cycloheptapyrazole-3-carboxylic acid cyclobutylamide	424.2
44	1-cyclohexyl-8-(3-fluoro-benzyl)-1,4,5,6,7,8-hexahydro-cycloheptapyrazole-3-carboxylic acid [(2 <i>S</i>)-1,3,3-trimethyl-bicyclo[2.2.1]hept-2-yl]-amide	506.2
45	1-cyclohexyl-8-(3-fluoro-benzyl)-1,4,5,6,7,8-hexahydro-cycloheptapyrazole-3-carboxylic acid [(1 <i>S</i>)-1-phenyl-ethyl]-amide	474.3
46	4-[[1-cyclohexyl-8-(3-fluoro-benzyl)-1,4,5,6,7,8-hexahydro-cycloheptapyrazole-3-carbonyl]-amino]-piperidine-1-carboxylic acid tert-butyl ester	553.3
47	1-benzyl-8-phenyl-1,4,5,6,7,8-hexahydro-cycloheptapyrazole-3-carboxylic acid [(2 <i>S</i>)-1,3,3-trimethyl-bicyclo[2.2.1]hept-2-yl]-amide	482
48	1-benzyl-8-phenyl-1,4,5,6,7,8-hexahydro-cycloheptapyrazole-3-carboxylic acid [(1 <i>S</i>)-1-phenyl-ethyl]-amide	450
49	1-cyclohexyl-8-(3-fluoro-benzyl)-1,4,5,6,7,8-hexahydro-cycloheptapyrazole-3-carboxylic acid cyclopropylamide	410.2
50	1-cyclohexyl-8-(3-fluoro-benzyl)-1,4,5,6,7,8-hexahydro-cycloheptapyrazole-3-carboxylic acid piperidin-1-ylamide	453.3
51	1-cyclohexyl-8-(3-fluoro-benzyl)-1,4,5,6,7,8-hexahydro-cycloheptapyrazole-3-carboxylic acid cyclohexylamide	452.2
52	1-cyclohexyl-8-(3-fluoro-benzyl)-1,4,5,6,7,8-hexahydro-cycloheptapyrazole-3-carboxylic acid cyclopentylamide	438.3
53	1-cyclohexyl-8-(3-fluoro-benzyl)-1,4,5,6,7,8-hexahydro-cycloheptapyrazole-3-carboxylic acid benzylamide	460.2
54	[1-cyclohexyl-8-(3-fluoro-benzyl)-1,4,5,6,7,8-hexahydro-cycloheptapyrazol-3-yl]-(4-phenyl-piperazin-1-yl)-methanone	515.2
55	1-cyclohexyl-8-(3-fluoro-benzyl)-1,4,5,6,7,8-hexahydro-cycloheptapyrazole-3-carboxylic acid [(1 <i>R</i>)-2-hydroxy-1-phenyl-ethyl]-amide	490.2
56	1-cyclohexyl-8-(4-fluoro-benzyl)-1,4,5,6,7,8-hexahydro-cycloheptapyrazole-3-carboxylic acid cyclopropylamide	410.2
57	1-cyclohexyl-8-(4-fluoro-benzyl)-1,4,5,6,7,8-hexahydro-cycloheptapyrazole-3-carboxylic acid cyclobutylamide	424.2
58	1-cyclohexyl-8-(4-fluoro-benzyl)-1,4,5,6,7,8-hexahydro-cycloheptapyrazole-3-carboxylic acid [(2 <i>S</i>)-1,3,3-trimethyl-bicyclo[2.2.1]hept-2-yl]-amide	506.2
59	1-cyclohexyl-8-(4-fluoro-benzyl)-1,4,5,6,7,8-hexahydro-cycloheptapyrazole-3-carboxylic acid cyclopentylamide	438.3
60	[1-cyclohexyl-8-(4-fluoro-benzyl)-1,4,5,6,7,8-hexahydro-cycloheptapyrazol-3-yl]-(4-phenyl-piperazin-1-yl)-methanone	515.2
61	1-cyclohexyl-8-(4-fluoro-benzyl)-1,4,5,6,7,8-hexahydro-cycloheptapyrazole-3-carboxylic acid benzylamide	460.2

Cpd	Name	MS
62	1-cyclohexyl-8-(4-fluoro-benzyl)-1,4,5,6,7,8-hexahydro-cycloheptapyrazole-3-carboxylic acid piperidin-1-ylamide	453.1
63	(2 <i>S</i>)-2-[[1-cyclohexyl-8-(4-fluoro-benzyl)-1,4,5,6,7,8-hexahydro-cycloheptapyrazole-3-carbonyl]-amino]-3-(4-fluoro-phenyl)-propionic acid methyl ester	550.3
64	1-cyclohexyl-8-(4-fluoro-benzyl)-1,4,5,6,7,8-hexahydro-cycloheptapyrazole-3-carboxylic acid [(1 <i>S</i>)-1-phenyl-ethyl]-amide	474.2
65	1-cyclohexyl-8-(4-fluoro-benzyl)-1,4,5,6,7,8-hexahydro-cycloheptapyrazole-3-carboxylic acid 4-trifluoromethyl-benzylamide	528.2
66	(8 <i>R</i>)-1-cyclohexyl-8-(4-fluoro-benzyl)-1,4,5,6,7,8-hexahydro-cycloheptapyrazole-3-carboxylic acid [(1 <i>R</i>)-2-hydroxy-1-phenyl-ethyl]-amide	490.4
67	(8 <i>S</i>)-1-cyclohexyl-8-(4-fluoro-benzyl)-1,4,5,6,7,8-hexahydro-cycloheptapyrazole-3-carboxylic acid [(1 <i>R</i>)-2-hydroxy-1-phenyl-ethyl]-amide	490.2
68	1-benzyl-8-phenyl-1,4,5,6,7,8-hexahydro-cycloheptapyrazole-3-carboxylic acid piperidin-1-ylamide	429
69	1-benzyl-8-phenyl-1,4,5,6,7,8-hexahydro-cycloheptapyrazole-3-carboxylic acid 3-trifluoromethyl-benzylamide	504
70	1-(2,4-dichloro-phenyl)-8-(4-fluoro-benzyl)-1,4,5,6,7,8-hexahydro-cycloheptapyrazole-3-carboxylic acid cyclobutylamide	486.1
71	1-(2,4-dichloro-phenyl)-8-(4-fluoro-benzyl)-1,4,5,6,7,8-hexahydro-cycloheptapyrazole-3-carboxylic acid [(2 <i>S</i>)-1,3,3-trimethyl-bicyclo[2.2.1]hept-2-yl]-amide	568.2
72	(2 <i>S</i>)-2-[[1-(2,4-dichloro-phenyl)-8-(4-fluoro-benzyl)-1,4,5,6,7,8-hexahydro-cycloheptapyrazole-3-carbonyl]-amino]-3-(4-fluoro-phenyl)-propionic acid methyl ester	612.2
73	(2 <i>S</i>)-2-[[1-cyclohexyl-8-(3-fluoro-benzyl)-1,4,5,6,7,8-hexahydro-cycloheptapyrazole-3-carbonyl]-amino]-3-(4-fluoro-phenyl)-propionic acid methyl ester	550.2
74	(2 <i>S</i> ,3 <i>R</i>)-3-[[1-cyclohexyl-8-(3-fluoro-benzyl)-1,4,5,6,7,8-hexahydro-cycloheptapyrazole-3-carbonyl]-amino]-bicyclo[2.2.1]hept-5-ene-2-carboxylic acid ethyl ester	534.3
76	8-(4-chloro-benzyl)-1-(2,4-dichloro-phenyl)-1,4,5,6,7,8-hexahydro-cycloheptapyrazole-3-carboxylic acid [(1 <i>S</i>)-1-phenyl-ethyl]-amide	554
77	(2 <i>R</i>)-2-[[8 <i>R</i>)-1-(2,4-dichloro-phenyl)-8-(3-fluoro-benzyl)-1,4,5,6,7,8-hexahydro-cycloheptapyrazole-3-carbonyl]-amino]-3-(4-fluoro-phenyl)-propionic acid methyl ester	613.2
78	(2 <i>R</i>)-2-[[8 <i>S</i>)-1-(2,4-dichloro-phenyl)-8-(3-fluoro-benzyl)-1,4,5,6,7,8-hexahydro-cycloheptapyrazole-3-carbonyl]-amino]-3-(4-fluoro-phenyl)-propionic acid methyl ester	613.2
79	(2 <i>S</i> ,3 <i>R</i>)-3-[[1-(2,4-dichloro-phenyl)-8-(3-fluoro-benzyl)-1,4,5,6,7,8-hexahydro-cycloheptapyrazole-3-carbonyl]-amino]-bicyclo[2.2.1]hept-5-ene-2-carboxylic acid ethyl ester	596.2

Cpd	Name	MS
80	(2R)-2-[[1-(2,4-dichloro-phenyl)-8-(3-fluoro-benzyl)-1,4,5,6,7,8-hexahydro-cycloheptapyrazole-3-carbonyl]-amino]-3-(4-hydroxy-phenyl)-propionic acid methyl ester	611.2
81	(2R)-2-[[1-(2,4-dichloro-phenyl)-8-(4-fluoro-benzyl)-1,4,5,6,7,8-hexahydro-cycloheptapyrazole-3-carbonyl]-amino]-3-(4-hydroxy-phenyl)-propionic acid methyl ester	632.1 (M+Na)
82	(2R)-2-[[1-cyclohexyl-8-(3-fluoro-benzyl)-1,4,5,6,7,8-hexahydro-cycloheptapyrazole-3-carbonyl]-amino]-3-(4-hydroxy-phenyl)-propionic acid methyl ester	548.3
83	(2R)-2-[[1-cyclohexyl-8-(4-fluoro-benzyl)-1,4,5,6,7,8-hexahydro-cycloheptapyrazole-3-carbonyl]-amino]-3-(4-hydroxy-phenyl)-propionic acid methyl ester	548.3
84	1-(2,4-dichloro-phenyl)-8-(3-fluoro-benzyl)-1,4,5,6,7,8-hexahydro-cycloheptapyrazole-3-carboxylic acid piperidin-1-ylamide	516.3
85	1-(2,4-dichloro-phenyl)-8-(4-fluoro-benzyl)-1,4,5,6,7,8-hexahydro-cycloheptapyrazole-3-carboxylic acid piperidin-1-ylamide	516.2
86	1-benzyl-8-phenyl-1,4,5,6,7,8-hexahydro-cycloheptapyrazole-3-carboxylic acid (2,2,2-trifluoro-ethyl)-amide	428
87	(2R)-2-[[1-benzyl-8-phenyl-1,4,5,6,7,8-hexahydro-cycloheptapyrazole-3-carbonyl]-amino]-3-(4-fluoro-phenyl)-propionic acid methyl ester	526
88	(2S,3R)-3-[[1-cyclohexyl-8-(4-fluoro-benzyl)-1,4,5,6,7,8-hexahydro-cycloheptapyrazole-3-carbonyl]-amino]-bicyclo[2.2.1]hept-5-ene-2-carboxylic acid ethyl ester	534.1
89	1-cyclohexyl-8-(4-fluoro-benzyl)-1,4,5,6,7,8-hexahydro-cycloheptapyrazole-3-carboxylic acid morpholin-4-ylamide	455
90	1-cyclohexyl-8-(3-fluoro-benzyl)-1,4,5,6,7,8-hexahydro-cycloheptapyrazole-3-carboxylic acid morpholin-4-ylamide	455.1
91	1-(2,4-dichloro-phenyl)-8-(3-fluoro-benzyl)-1,4,5,6,7,8-hexahydro-cycloheptapyrazole-3-carboxylic acid morpholin-4-ylamide	517.9
92	1-(2,4-difluoro-phenyl)-8-(3-fluoro-benzyl)-1,4,5,6,7,8-hexahydro-cycloheptapyrazole-3-carboxylic acid [(2S)-1,3,3-trimethyl-bicyclo[2.2.1]hept-2-yl]-amide	536.2
95	(2R)-2-[[1-(2,4-difluoro-phenyl)-8-(3-fluoro-benzyl)-1,4,5,6,7,8-hexahydro-cycloheptapyrazole-3-carbonyl]-amino]-3-(4-hydroxy-phenyl)-propionic acid methyl ester	578.3
97	1-(2,4-difluoro-phenyl)-8-(4-fluoro-benzyl)-1,4,5,6,7,8-hexahydro-cycloheptapyrazole-3-carboxylic acid [(2S)-1,3,3-trimethyl-bicyclo[2.2.1]hept-2-yl]-amide	536.2
98	(2R)-2-[[1-(2,4-difluoro-phenyl)-8-(4-fluoro-benzyl)-1,4,5,6,7,8-hexahydro-cycloheptapyrazole-3-carbonyl]-amino]-3-(4-hydroxy-phenyl)-propionic acid methyl ester	578.2
99	(2S,3R)-3-[[1-(2,4-difluoro-phenyl)-8-(3-fluoro-benzyl)-1,4,5,6,7,8-hexahydro-cycloheptapyrazole-3-carbonyl]-amino]-bicyclo[2.2.1]hept-5-ene-2-carboxylic acid ethyl ester	564

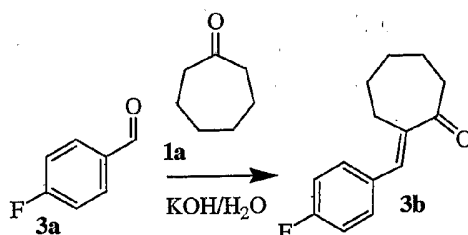
Cpd	Name	MS
100	1-(2,4-difluoro-phenyl)-8-(3-fluoro-benzyl)-1,4,5,6,7,8-hexahydro-cycloheptapyrazole-3-carboxylic acid [(1 <i>R</i> ,2 <i>S</i>)-2-hydroxy-indan-1-yl]-amide	532.5
102	(2 <i>R</i>)-2-{{[8-(3-chloro-benzyl)-1-(2,4-dichloro-phenyl)-1,4,5,6,7,8-hexahydro-cycloheptapyrazole-3-carbonyl]-amino}-3-(4-hydroxy-phenyl)-propionic acid methyl ester	626
103	(2 <i>R</i>)-2-{{[8-(3-chloro-benzyl)-1-(2,4-dichloro-phenyl)-1,4,5,6,7,8-hexahydro-cycloheptapyrazole-3-carbonyl]-amino}-3-(4-fluoro-phenyl)-propionic acid methyl ester	628
105	(2 <i>R</i> ,3 <i>S</i>)-3-{{[1-cyclohexyl-8-(3-fluoro-benzyl)-1,4,5,6,7,8-hexahydro-cycloheptapyrazole-3-carbonyl]-amino}-bicyclo[2.2.1]heptane-2-carboxylic acid ethyl ester	536
106	(2 <i>R</i> ,3 <i>S</i>)-3-{{[1-cyclohexyl-8-(4-fluoro-benzyl)-1,4,5,6,7,8-hexahydro-cycloheptapyrazole-3-carbonyl]-amino}-bicyclo[2.2.1]heptane-2-carboxylic acid ethyl ester	536
109	(2 <i>R</i> ,3 <i>S</i>)-3-{{[8-(3-chloro-benzyl)-1-(2,4-dichloro-phenyl)-1,4,5,6,7,8-hexahydro-cycloheptapyrazole-3-carbonyl]-amino}-bicyclo[2.2.1]heptane-2-carboxylic acid ethyl ester	614
110	(2 <i>R</i> ,3 <i>S</i>)-3-{{[1-(2,4-difluoro-phenyl)-8-(4-fluoro-benzyl)-1,4,5,6,7,8-hexahydro-cycloheptapyrazole-3-carbonyl]-amino}-bicyclo[2.2.1]heptane-2-carboxylic acid ethyl ester	566
111	(2 <i>R</i> ,3 <i>S</i>)-3-{{[1-(2,4-difluoro-phenyl)-8-(3-fluoro-benzyl)-1,4,5,6,7,8-hexahydro-cycloheptapyrazole-3-carbonyl]-amino}-bicyclo[2.2.1]heptane-2-carboxylic acid ethyl ester	566
112	(8 <i>R</i>)-8-(3-chloro-benzyl)-1-(2,4-dichloro-phenyl)-1,4,5,6,7,8-hexahydro-cycloheptapyrazole-3-carboxylic acid [(1 <i>R</i> ,2 <i>S</i>)-2-hydroxy-indan-1-yl]-amide	580
113	(8 <i>S</i>)-8-(3-chloro-benzyl)-1-(2,4-dichloro-phenyl)-1,4,5,6,7,8-hexahydro-cycloheptapyrazole-3-carboxylic acid [(1 <i>R</i> ,2 <i>S</i>)-2-hydroxy-indan-1-yl]-amide	580
114	(8 <i>R</i>)-1-cyclohexyl-8-(3-fluoro-benzyl)-1,4,5,6,7,8-hexahydro-cycloheptapyrazole-3-carboxylic acid [(1 <i>R</i> ,2 <i>S</i>)-2-hydroxy-indan-1-yl]-amide	502
115	(8 <i>S</i>)-1-cyclohexyl-8-(3-fluoro-benzyl)-1,4,5,6,7,8-hexahydro-cycloheptapyrazole-3-carboxylic acid [(1 <i>R</i> ,2 <i>S</i>)-2-hydroxy-indan-1-yl]-amide	502
117	8-(3-chloro-benzyl)-1-(2,4-dichloro-phenyl)-1,4,5,6,7,8-hexahydro-cycloheptapyrazole-3-carboxylic acid morpholin-4-ylamide	533
118	[1-(2,4-difluoro-phenyl)-8-(3-fluoro-benzyl)-1,4,5,6,7,8-hexahydro-cycloheptapyrazol-3-yl]-morpholin-4-yl-methanone	470
119	1-(2,4-difluoro-phenyl)-8-(4-fluoro-benzyl)-1,4,5,6,7,8-hexahydro-cycloheptapyrazole-3-carboxylic acid [(1 <i>R</i> ,2 <i>S</i>)-2-hydroxy-indan-1-yl]-amide	532

Cpd	Name	MS
120	(8 <i>R</i>)-1-cyclohexyl-8-(4-fluoro-benzyl)-1,4,5,6,7,8-hexahydro-cycloheptapyrazole-3-carboxylic acid [(1 <i>R</i> ,2 <i>S</i>)-2-hydroxy-indan-1-yl]-amide	502
121	(8 <i>S</i>)-1-cyclohexyl-8-(4-fluoro-benzyl)-1,4,5,6,7,8-hexahydro-cycloheptapyrazole-3-carboxylic acid [(1 <i>R</i> ,2 <i>S</i>)-2-hydroxy-indan-1-yl]-amide	502
129	8-(4-fluoro-benzyl)-1,4,5,6,7,8-hexahydro-cycloheptapyrazole-3-carboxylic acid benzylamide	378
130	8-(4-fluoro-benzyl)-1-methanesulfonyl-1,4,5,6,7,8-hexahydro-cycloheptapyrazole-3-carboxylic acid benzylamide	456
158	(8 <i>R</i>)-8-(3-chloro-benzyl)-1-(2,4-dichloro-phenyl)-1,4,5,6,7,8-hexahydro-cycloheptapyrazole-3-carboxylic acid [(1 <i>S</i>)-1-hydroxymethyl-2-methyl-propyl]-amide	556 (M+Na)
159	(8 <i>S</i>)-8-(3-chloro-benzyl)-1-(2,4-dichloro-phenyl)-1,4,5,6,7,8-hexahydro-cycloheptapyrazole-3-carboxylic acid [(1 <i>S</i>)-1-hydroxymethyl-2-methyl-propyl]-amide	556 (M+Na)
161	(8 <i>R</i>)-8-(3-chloro-benzyl)-1-(2,4-dichloro-phenyl)-1,4,5,6,7,8-hexahydro-cycloheptapyrazole-3-carboxylic acid [(1 <i>S</i>)-2-hydroxy-1-phenyl-ethyl]-amide	570
162	(8 <i>S</i>)-8-(3-chloro-benzyl)-1-(2,4-dichloro-phenyl)-1,4,5,6,7,8-hexahydro-cycloheptapyrazole-3-carboxylic acid [(1 <i>S</i>)-2-hydroxy-1-phenyl-ethyl]-amide	570
163	8-(3-chloro-benzyl)-1-(2,4-dichloro-phenyl)-1,4,5,6,7,8-hexahydro-cycloheptapyrazole-3-carboxylic acid [(1 <i>R</i>)-1-benzyl-2-hydroxy-ethyl]-amide	582
164	8-(3-chloro-benzyl)-1,4,5,6,7,8-hexahydro-cycloheptapyrazole-3-carboxylic acid [(1 <i>S</i>)-2-hydroxy-1-phenyl-ethyl]-amide	424
165	8-(3-chloro-benzyl)-1,4,5,6,7,8-hexahydro-cycloheptapyrazole-3-carboxylic acid [(1 <i>R</i>)-2-hydroxy-1-phenyl-ethyl]-amide	424
166	8-(3-chloro-benzyl)-1,4,5,6,7,8-hexahydro-cycloheptapyrazole-3-carboxylic acid [(1 <i>S</i>)-1-benzyl-2-hydroxy-ethyl]-amide	438.1
167	8-(3-chloro-benzyl)-1,4,5,6,7,8-hexahydro-cycloheptapyrazole-3-carboxylic acid [(1 <i>R</i>)-1-benzyl-2-hydroxy-ethyl]-amide	438.1
168	1-(2,4-difluoro-phenyl)-8-(3-fluoro-benzyl)-1,4,5,6,7,8-hexahydro-cycloheptapyrazole-3-carboxylic acid [(1 <i>S</i>)-2-hydroxy-1-phenyl-ethyl]-amide	520.2
169	1-(2,4-difluoro-phenyl)-8-(3-fluoro-benzyl)-1,4,5,6,7,8-hexahydro-cycloheptapyrazole-3-carboxylic acid [(1 <i>S</i>)-2-chloro-1-phenyl-ethyl]-amide	538
172	1-(2,4-difluoro-phenyl)-8-(4-fluoro-benzyl)-1,4,5,6,7,8-hexahydro-cycloheptapyrazole-3-carboxylic acid [(1 <i>S</i>)-2-chloro-1-phenyl-ethyl]-amide	538
173	1-(2,4-difluoro-phenyl)-8-(3-fluoro-benzyl)-1,4,5,6,7,8-hexahydro-cycloheptapyrazole-3-carboxylic acid [(1 <i>R</i>)-1-phenyl-ethyl]-amide	504.1

Cpd	Name	MS
174	1-cyclohexyl-8-(3-fluoro-benzyl)-1,4,5,6,7,8-hexahydro-cycloheptapyrazole-3-carboxylic acid [(1 <i>R</i>)-1-phenyl-ethyl]-amide	474.1
175	8-(3-chloro-benzyl)-1-(4-trifluoromethyl-pyrimidin-2-yl)-1,4,5,6,7,8-hexahydro-cycloheptapyrazole-3-carboxylic acid [(1 <i>R</i>)-1-phenyl-ethyl]-amide	554.1
176	8-(3-chloro-benzyl)-1-(4-trifluoromethyl-pyrimidin-2-yl)-1,4,5,6,7,8-hexahydro-cycloheptapyrazole-3-carboxylic acid [(1 <i>R</i>)-2-hydroxy-1-phenyl-ethyl]-amide	570
177	8-(3-chloro-benzyl)-1-(7-chloro-quinolin-4-yl)-1,4,5,6,7,8-hexahydro-cycloheptapyrazole-3-carboxylic acid [(1 <i>R</i>)-1-phenyl-ethyl]-amide	569
178	8-(3-chloro-benzyl)-1-(4-trifluoromethyl-pyrimidin-2-yl)-1,4,5,6,7,8-hexahydro-cycloheptapyrazole-3-carboxylic acid [(1 <i>R</i>)-2-chloro-1-phenyl-ethyl]-amide	588.2
179	8-(3-chloro-benzyl)-1-(4-trifluoromethyl-pyrimidin-2-yl)-1,4,5,6,7,8-hexahydro-cycloheptapyrazole-3-carboxylic acid [(1 <i>S</i>)-2-chloro-1-phenyl-ethyl]-amide	590.1
186	8-(3-chloro-benzyl)-1-(4-trifluoromethyl-pyrimidin-2-yl)-1,4,5,6,7,8-hexahydro-cycloheptapyrazole-3-carboxylic acid [(1 <i>R</i>)-1-benzyl-2-hydroxy-ethyl]-amide	584.1
187	8-(3-chloro-benzyl)-1-(4-trifluoromethyl-pyrimidin-2-yl)-1,4,5,6,7,8-hexahydro-cycloheptapyrazole-3-carboxylic acid [(1 <i>R</i>)-1-benzyl-2-chloro-ethyl]-amide	602
218	(2 <i>S</i> ,3 <i>R</i>)-3-{{[1-(4-fluoro-phenyl)-8-(4-methyl-benzyl)-1,4,5,6,7,8-hexahydro-cycloheptapyrazole-3-carbonyl]-amino}-bicyclo[2.2.1]heptane-2-carboxylic acid ethyl ester	544
228	(8 <i>S</i>)-8-(3-chloro-benzyl)-1,4,5,6,7,8-hexahydro-cycloheptapyrazole-3-carboxylic acid [(1 <i>R</i>)-2-hydroxy-1-phenyl-ethyl]-amide	424
229	(8 <i>R</i>)-8-(3-chloro-benzyl)-1,4,5,6,7,8-hexahydro-cycloheptapyrazole-3-carboxylic acid [(1 <i>R</i>)-2-hydroxy-1-phenyl-ethyl]-amide	424
230	(8 <i>R</i>)-8-(3-chloro-benzyl)-1,4,5,6,7,8-hexahydro-cycloheptapyrazole-3-carboxylic acid [(1 <i>S</i>)-2-hydroxy-1-phenyl-ethyl]-amide	424
231	(8 <i>S</i>)-8-(3-chloro-benzyl)-1,4,5,6,7,8-hexahydro-cycloheptapyrazole-3-carboxylic acid [(1 <i>S</i>)-2-hydroxy-1-phenyl-ethyl]-amide	424

Example 3

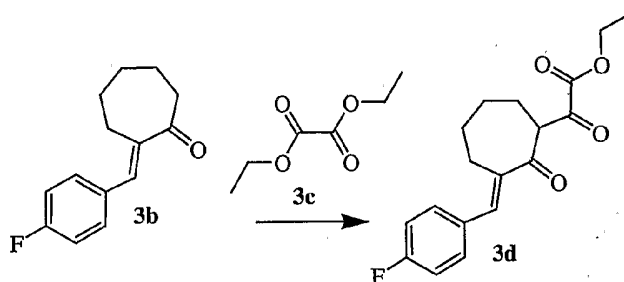
(8*E*)-1-(2,4-dichloro-phenyl)-8-(4-fluoro-benzylidene)-1,4,5,6,7,8-hexahydro-cycloheptapyrazole-3-carboxylic acid [(1*R*)-1-phenyl-ethyl]-amide (Cpd 146)



5

A solution of KOH (0.25 g, 4.46 mmol) in water (4.4 mL) was added to 4-fluoro-benzaldehyde Compound **3a** (1.07 mL, 10 mmol) and the suspension was heated to 65°C. Cycloheptanone Compound **1a** (1.18 mL, 10 mmol) was added dropwise over a period of 15 mins. The mixture was refluxed for 5 hrs, then stirred overnight at room temperature. The reaction mixture was acidified with 1N HCl (26 mL) and extracted with EtOAc (100 mL). The organic layer was washed with brine and dried over Na₂SO₄, then filtered and concentrated. The resulting yellow residue was purified on a silica gel column (using with 6% EtOAc/Hexane) to give 2-(4-fluoro-benzylidene)-cycloheptanone Compound **3b** (1.1 g, 50.4%).

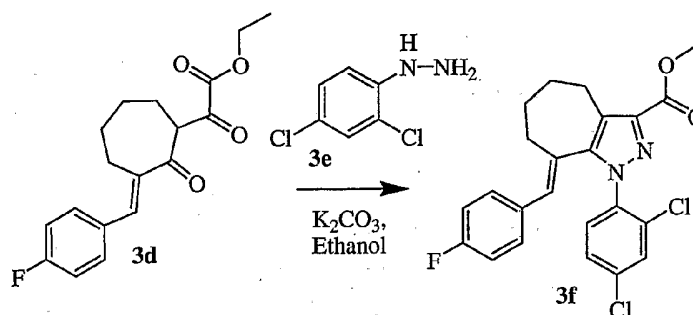
15



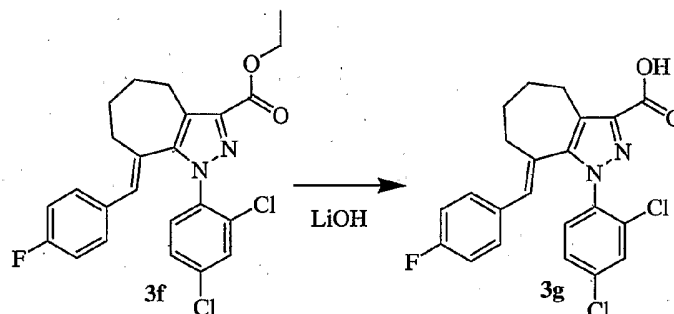
20

A solution of Compound **3b** (1.1 g, 5.04 mmol) in THF (5 mL) was added dropwise to a solution of LHMDS (5.04 mL, 1M solution in THF) at -78 °C and the mixture was stirred at -78 °C for 1 hr. Oxalic acid diethyl ester Compound **3c** (0.68 mL, 5.04 mmol) was added dropwise and the mixture was stirred at -78 °C for 1 hr. The mixture was allowed to gradually warm to r.t. and was stirred at rt overnight. The reaction mixture was acidified with 1N HCl and extracted with EtOAc (150 mL). The organic layer was washed with 1N HCl (1x) and water (2x), dried over sodium sulfate, then filtered and concentrated to give [3-(4-fluoro-benzylidene)-2-oxo-cycloheptyl]-oxo-acetic acid ethyl ester Compound **3d** as a yellow oil which was used in the next

step without further purification.



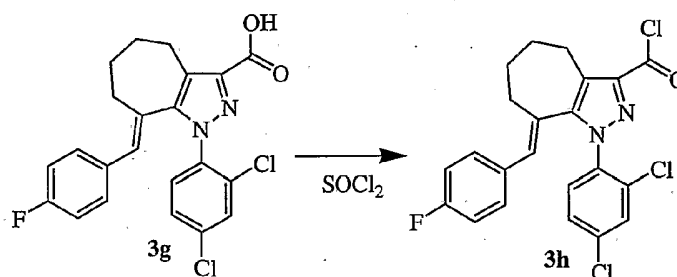
K_2CO_3 (1.39 g, 10.08 mmol) and (2,4-dichloro-phenyl)-hydrazine Compound **3e** (0.89 g, 5.04 mmol) were added to a suspension of Compound **3d** (5.04 mmol) in ethanol (30 mL). The mixture was stirred at r.t. overnight, then filtered and washed with ethanol (20 mL). The filtrate was concentrated and purified on silica gel column (using 20% EtOAc/Hexane) to give 1-(2,4-dichloro-phenyl)-8-(4-fluoro-benzylidene)-1,4,5,6,7,8-hexahydro-cycloheptapyrazole-3-carboxylic acid ethyl ester (0.8 g, 34.5%, for last 2 steps).



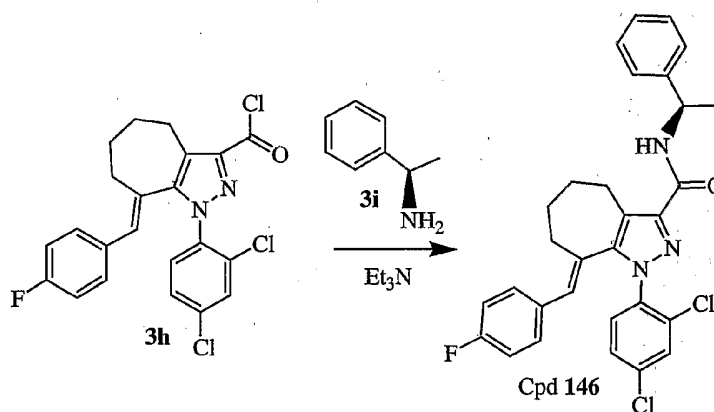
10

Compound **3f** (0.8 g, 1.74 mmol) was dissolved in a mixture of THF (18 mL) and ethanol (2 mL), then aqueous LiOH (0.25 g, 10.4 mmol in 6 mL water) was added. The mixture was stirred at r.t. overnight, then concentrated and acidified with 1N HCl (50 mL). The aqueous solution was extracted with EtOAc (100 mL) and the organic layer was washed with brine and dried over magnesium sulfate, then filtered and concentrated to give 1-(2,4-dichloro-phenyl)-8-(4-fluoro-benzylidene)-1,4,5,6,7,8-hexahydro-cycloheptapyrazole-3-carboxylic acid Compound **3g** (0.73 g, 98%) as a yellow solid.

15



SOCl_2 (0.99 mL, 13.5 mmol) was added to a solution of Compound **3g** (0.73 g, 1.69 mmol) in DCM (5 mL). The mixture was refluxed for 3 hrs, then concentrated under high vacuum to give 1-(2,4-dichloro-phenyl)-8-(4-fluoro-benzylidene)-
5 1,4,5,6,7,8-hexahydro-cycloheptapyrazole-3-carbonyl chloride Compound **3h** (0.70 g, 92%) as a yellow solid.



A mixture of (*R*)-(+)- α -methyl benzylamine Compound **3i** (0.065 g, 0.54 mmol) and Et_3N (0.15 mL, 1.08 mmol) were added to a solution of Compound **3h** (0.12 g, 0.27
10 mmol) was taken up in DCM (5 mL). The mixture was stirred at r.t. for 1 hr, then diluted with DCM and washed with 1N HCl. The organic layer was washed with water and dried over sodium sulfate, then filtered and concentrated. The resulting yellow residue was purified on silica gel column (using 20% EtOAc/Hexane) to give Compound **146** (0.12 g, 84%) as a pale yellow powder. MS m/z 534 ($\text{M}+\text{H}^+$).

By following the relevant steps in the procedure of Example 3 and substituting the appropriate starting materials, reagents and solvents, the following compounds were prepared:

Cpd	Name	MS
131	(8 <i>E</i>)-8-(4-chloro-benzylidene)-1-(2,4-dichloro-phenyl)-1,4,5,6,7,8-hexahydro-cycloheptapyrazole-3-carboxylic acid [(1 <i>R</i>)-1-phenyl-ethyl]-amide	550
132	(8 <i>E</i>)-8-(4-chloro-benzylidene)-1-(2,4-dichloro-phenyl)-1,4,5,6,7,8-hexahydro-cycloheptapyrazole-3-carboxylic acid [(1 <i>R</i>)-1-cyclohexyl-ethyl]-amide	556
133	(8 <i>E</i>)-8-(4-chloro-benzylidene)-1-(2,4-dichloro-phenyl)-1,4,5,6,7,8-hexahydro-cycloheptapyrazole-3-carboxylic acid piperidin-1-ylamide	529
134	(8 <i>E</i>)-8-(4-chloro-benzylidene)-1-(2,4-dichloro-phenyl)-1,4,5,6,7,8-hexahydro-cycloheptapyrazole-3-carboxylic acid morpholin-4-ylamide	531
135	(8 <i>E</i>)-8-(4-chloro-benzylidene)-1-(2,4-dichloro-phenyl)-1,4,5,6,7,8-hexahydro-cycloheptapyrazole-3-carboxylic acid 4-sulfamoyl-benzylamide	615
136	(8 <i>E</i>)- <i>N</i> -[8-(4-chloro-benzylidene)-1-(2,4-dichloro-phenyl)-1,4,5,6,7,8-hexahydro-cycloheptapyrazole-3-carbonyl]-benzenesulfonamide	586
137	(8 <i>E</i>)-8-(4-chloro-benzylidene)-1-(2,4-dichloro-phenyl)-1,4,5,6,7,8-hexahydro-cycloheptapyrazole-3-carboxylic acid [1-(4-chloro-phenyl)-ethyl]-amide	584
138	(8 <i>E</i>)-8-(4-chloro-benzylidene)-1-(2,4-dichloro-phenyl)-1,4,5,6,7,8-hexahydro-cycloheptapyrazole-3-carboxylic acid [(1 <i>S</i>)-1-cyclohexyl-ethyl]-amide	556
139	(8 <i>E</i>)-8-(4-chloro-benzylidene)-1-(2,4-dichloro-phenyl)-1,4,5,6,7,8-hexahydro-cycloheptapyrazole-3-carboxylic acid [(1 <i>S</i>)-1-phenyl-ethyl]-amide	550
140	(8 <i>E</i>)-8-(4-chloro-benzylidene)-1,4,5,6,7,8-hexahydro-cycloheptapyrazole-3-carboxylic acid [(1 <i>R</i>)-1-cyclohexyl-ethyl]-amide	412
141	(8 <i>E</i>)-8-(4-chloro-benzylidene)-1,4,5,6,7,8-hexahydro-cycloheptapyrazole-3-carboxylic acid [(1 <i>S</i>)-1-phenyl-ethyl]-amide	406
142	(8 <i>E</i>)-8-(4-chloro-benzylidene)-1,4,5,6,7,8-hexahydro-cycloheptapyrazole-3-carboxylic acid [(1 <i>R</i>)-1-phenyl-ethyl]-amide	406
143	(8 <i>E</i>)-8-(4-chloro-benzylidene)-1,4,5,6,7,8-hexahydro-cycloheptapyrazole-3-carboxylic acid [(1 <i>S</i>)-1-cyclohexyl-ethyl]-amide	412
144	(8 <i>E</i>)-8-(4-chloro-benzylidene)-1,4,5,6,7,8-hexahydro-cycloheptapyrazole-3-carboxylic acid piperidin-1-ylamide	385
145	(8 <i>E</i>)-8-(4-chloro-benzylidene)-1,4,5,6,7,8-hexahydro-cycloheptapyrazole-3-carboxylic acid morpholin-4-ylamide	387
146	(8 <i>E</i>)-1-(2,4-dichloro-phenyl)-8-(4-fluoro-benzylidene)-1,4,5,6,7,8-hexahydro-cycloheptapyrazole-3-carboxylic acid [(1 <i>R</i>)-1-phenyl-ethyl]-amide	534

Cpd	Name	MS
147	(8E)-1-(2,4-dichloro-phenyl)-8-(4-fluoro-benzylidene)-1,4,5,6,7,8-hexahydro-cycloheptapyrazole-3-carboxylic acid [(1R)-1-cyclohexyl-ethyl]-amide	540
148	(8E)-1-(2,4-dichloro-phenyl)-8-(4-fluoro-benzylidene)-1,4,5,6,7,8-hexahydro-cycloheptapyrazole-3-carboxylic acid [(1S)-1-cyclohexyl-ethyl]-amide	540
149	(8E)-1-(2,4-dichloro-phenyl)-8-(4-fluoro-benzylidene)-1,4,5,6,7,8-hexahydro-cycloheptapyrazole-3-carboxylic acid [(1S)-1-phenyl-ethyl]-amide	534
150	(8E)-1-(2,4-dichloro-phenyl)-8-(4-fluoro-benzylidene)-1,4,5,6,7,8-hexahydro-cycloheptapyrazole-3-carboxylic acid piperidin-1-ylamide	513
151	(8E)-1-(2,4-dichloro-phenyl)-8-(4-fluoro-benzylidene)-1,4,5,6,7,8-hexahydro-cycloheptapyrazole-3-carboxylic acid morpholin-4-ylamide	515
152	(8E)-8-(4-chloro-benzylidene)-1-(2,4-dichloro-phenyl)-1,4,5,6,7,8-hexahydro-cycloheptapyrazole-3-carboxylic acid pyridin-2-ylamide	523
153	(8E)-8-(4-chloro-benzylidene)-1-(2,4-dichloro-phenyl)-1,4,5,6,7,8-hexahydro-cycloheptapyrazole-3-carboxylic acid pyridin-4-ylamide	523
154	(8E)-8-(4-chloro-benzylidene)-1-(2,4-dichloro-phenyl)-1,4,5,6,7,8-hexahydro-cycloheptapyrazole-3-carboxylic acid (4-sulfamoyl-phenyl)-amide	601
155	(8E)-8-(4-chloro-benzylidene)-1-(2,4-dichloro-phenyl)-1,4,5,6,7,8-hexahydro-cycloheptapyrazole-3-carboxylic acid (pyridin-2-ylmethyl)-amide	537
156	(8E)-8-(4-chloro-benzylidene)-1-(2,4-dichloro-phenyl)-1,4,5,6,7,8-hexahydro-cycloheptapyrazole-3-carboxylic acid (pyridin-4-ylmethyl)-amide	537
157	(8E)-8-(4-chloro-benzylidene)-1-(2,4-dichloro-phenyl)-1,4,5,6,7,8-hexahydro-cycloheptapyrazole-3-carboxylic acid (2-pyridin-2-yl-ethyl)-amide	551
170	(8E)-8-(4-chloro-benzylidene)-1-pyridin-4-yl-1,4,5,6,7,8-hexahydro-cycloheptapyrazole-3-carboxylic acid [(1R)-1-phenyl-ethyl]-amide	483
171	(8E)-8-(4-chloro-benzylidene)-1-pyridin-4-yl-1,4,5,6,7,8-hexahydro-cycloheptapyrazole-3-carboxylic acid [(1S)-1-phenyl-ethyl]-amide	483
180	(8E)-8-(4-chloro-benzylidene)-1-pyridin-4-yl-1,4,5,6,7,8-hexahydro-cycloheptapyrazole-3-carboxylic acid [(1R)-1-cyclohexyl-ethyl]-amide	489
181	(8E)-8-(4-chloro-benzylidene)-1-pyridin-4-yl-1,4,5,6,7,8-hexahydro-cycloheptapyrazole-3-carboxylic acid [(1S)-1-cyclohexyl-ethyl]-amide	489
182	(8E)-8-(4-chloro-benzylidene)-1-pyridin-4-yl-1,4,5,6,7,8-hexahydro-cycloheptapyrazole-3-carboxylic acid piperidin-1-ylamide	462
183	(8E)-8-(4-chloro-benzylidene)-1-pyridin-4-yl-1,4,5,6,7,8-hexahydro-cycloheptapyrazole-3-carboxylic acid morpholin-4-ylamide	462
184	(8E)-8-(4-chloro-benzylidene)-1-(4-sulfamoyl-phenyl)-1,4,5,6,7,8-hexahydro-cycloheptapyrazole-3-carboxylic acid [(1R)-1-phenyl-ethyl]-amide	561

Cpd	Name	MS
185	(8E)-8-(4-chloro-benzylidene)-1-(4-sulfamoyl-phenyl)-1,4,5,6,7,8-hexahydro-cycloheptapyrazole-3-carboxylic acid [(1R)-1-cyclohexyl-ethyl]-amide	567
188	(8E)-[1-(2,4-dichloro-phenyl)-8-(4-fluoro-benzylidene)-1,4,5,6,7,8-hexahydro-cycloheptapyrazol-3-yl]-(2-pyridin-2-yl-pyrrolidin-1-yl)-methanone	561
189	(8E)-8-(4-chloro-benzylidene)-1-(2-chloro-phenyl)-1,4,5,6,7,8-hexahydro-cycloheptapyrazole-3-carboxylic acid [(1R)-1-cyclohexyl-ethyl]-amide	522
190	(8E)-8-(4-chloro-benzylidene)-1-(2-chloro-phenyl)-1,4,5,6,7,8-hexahydro-cycloheptapyrazole-3-carboxylic acid [(1R)-1-phenyl-ethyl]-amide	516
191	(8E)-8-(4-chloro-benzylidene)-1-(2-chloro-phenyl)-1,4,5,6,7,8-hexahydro-cycloheptapyrazole-3-carboxylic acid [(1S)-1-phenyl-ethyl]-amide	516
192	(8E)-8-(4-chloro-benzylidene)-1-(2-chloro-phenyl)-1,4,5,6,7,8-hexahydro-cycloheptapyrazole-3-carboxylic acid [(1S)-1-cyclohexyl-ethyl]-amide	522
193	(8E)-8-(4-chloro-benzylidene)-1-(2-chloro-phenyl)-1,4,5,6,7,8-hexahydro-cycloheptapyrazole-3-carboxylic acid piperidin-1-ylamide	495
194	(8E)-8-(4-chloro-benzylidene)-1-(2-chloro-phenyl)-1,4,5,6,7,8-hexahydro-cycloheptapyrazole-3-carboxylic acid morpholin-4-ylamide	497
195	(8E)-8-(4-chloro-benzylidene)-1-(2,5-dichloro-phenyl)-1,4,5,6,7,8-hexahydro-cycloheptapyrazole-3-carboxylic acid [(1R)-1-phenyl-ethyl]-amide	550
196	(8E)-8-(4-chloro-benzylidene)-1-(2,5-dichloro-phenyl)-1,4,5,6,7,8-hexahydro-cycloheptapyrazole-3-carboxylic acid [(1R)-1-cyclohexyl-ethyl]-amide	556
197	(8E)-8-(4-chloro-benzylidene)-1-(2,5-dichloro-phenyl)-1,4,5,6,7,8-hexahydro-cycloheptapyrazole-3-carboxylic acid [(1S)-1-cyclohexyl-ethyl]-amide	556
198	(8E)-8-(4-chloro-benzylidene)-1-(2,5-dichloro-phenyl)-1,4,5,6,7,8-hexahydro-cycloheptapyrazole-3-carboxylic acid [(1S)-1-phenyl-ethyl]-amide	550
199	(8E)-8-(4-chloro-benzylidene)-1-(2,5-dichloro-phenyl)-1,4,5,6,7,8-hexahydro-cycloheptapyrazole-3-carboxylic acid piperidin-1-ylamide	529
200	(8E)-8-(4-chloro-benzylidene)-1-(2,5-dichloro-phenyl)-1,4,5,6,7,8-hexahydro-cycloheptapyrazole-3-carboxylic acid morpholin-4-ylamide	531
201	(8E)-[8-(4-chloro-benzylidene)-1-(2,5-dichloro-phenyl)-1,4,5,6,7,8-hexahydro-cycloheptapyrazol-3-yl]-morpholin-4-yl-methanone	516
202	(8E)-1-(2,4-dichloro-phenyl)-8-(4-fluoro-benzylidene)-1,4,5,6,7,8-hexahydro-cycloheptapyrazole-3-carboxylic acid [(1R)-1-phenyl-propyl]-amide	548

Cpd	Name	MS
203	(8E)-1-(2,4-dichloro-phenyl)-8-(4-fluoro-benzylidene)-1,4,5,6,7,8-hexahydro-cycloheptapyrazole-3-carboxylic acid [(1R)-2-hydroxy-1-phenyl-ethyl]-amide	550
204	(8E)-1-(2,4-dichloro-phenyl)-8-(4-fluoro-benzylidene)-1,4,5,6,7,8-hexahydro-cycloheptapyrazole-3-carboxylic acid [(1S)-2-hydroxy-1-phenyl-ethyl]-amide	550
205	(8E)-1-(2,4-dichloro-phenyl)-8-(4-fluoro-benzylidene)-1,4,5,6,7,8-hexahydro-cycloheptapyrazole-3-carboxylic acid (1-methyl-1-phenyl-ethyl)-amide	548
206	(8E)-[1-(2,4-dichloro-phenyl)-8-(4-fluoro-benzylidene)-1,4,5,6,7,8-hexahydro-cycloheptapyrazol-3-yl]-(3,4,5,6-tetrahydro-2H-[2,2']bipyridinyl-1-yl)-methanone	575
207	(8E)-1-(2,4-dichloro-phenyl)-8-(4-fluoro-benzylidene)-1,4,5,6,7,8-hexahydro-cycloheptapyrazole-3-carboxylic acid (1R)-indan-1-ylamide	546
208	(8E)-1-(2,4-dichloro-phenyl)-8-(4-fluoro-benzylidene)-1,4,5,6,7,8-hexahydro-cycloheptapyrazole-3-carboxylic acid [(1S,2R)-2-hydroxy-indan-1-yl]-amide	562
209	(8E)-1-(2,4-dichloro-phenyl)-8-(4-fluoro-benzylidene)-1,4,5,6,7,8-hexahydro-cycloheptapyrazole-3-carboxylic acid (1,2,3,4-tetrahydro-naphthalen-1-yl)-amide	560
210	(8E)-1-(2,4-dichloro-phenyl)-8-(4-methoxy-benzylidene)-1,4,5,6,7,8-hexahydro-cycloheptapyrazole-3-carboxylic acid (pyridin-2-ylmethyl)-amide	533
211	(8E)-1-(2,4-dichloro-phenyl)-8-(4-methoxy-benzylidene)-1,4,5,6,7,8-hexahydro-cycloheptapyrazole-3-carboxylic acid (1-methyl-1-phenyl-ethyl)-amide	560
212	(8E)-1-(2,4-dichloro-phenyl)-8-(4-methoxy-benzylidene)-1,4,5,6,7,8-hexahydro-cycloheptapyrazole-3-carboxylic acid [(1R)-1-phenyl-ethyl]-amide	546
213	(8E)-1-(2,4-dichloro-phenyl)-8-(4-methoxy-benzylidene)-1,4,5,6,7,8-hexahydro-cycloheptapyrazole-3-carboxylic acid [(1S)-1-phenyl-ethyl]-amide	546
214	(8E)-1-(2,4-dichloro-phenyl)-8-(4-methoxy-benzylidene)-1,4,5,6,7,8-hexahydro-cycloheptapyrazole-3-carboxylic acid [(1R)-1-cyclohexyl-ethyl]-amide	552
215	(8E)-1-(2,4-dichloro-phenyl)-8-(4-methoxy-benzylidene)-1,4,5,6,7,8-hexahydro-cycloheptapyrazole-3-carboxylic acid [(1S)-2-hydroxy-1-phenyl-ethyl]-amide	562
216	(8E)-1-(2,4-dichloro-phenyl)-8-(4-methoxy-benzylidene)-1,4,5,6,7,8-hexahydro-cycloheptapyrazole-3-carboxylic acid (1R)-indan-1-ylamide	558
217	(8E)-1-(2,4-dichloro-phenyl)-8-(4-methoxy-benzylidene)-1,4,5,6,7,8-hexahydro-cycloheptapyrazole-3-carboxylic acid piperidin-1-ylamide	525
219	(8E)-1-cyclohexyl-8-(4-fluoro-benzylidene)-1,4,5,6,7,8-hexahydro-cycloheptapyrazole-3-carboxylic acid [(1R)-2-hydroxy-1-phenyl-ethyl]-amide	488

Cpd	Name	MS
220	(8E)-8-(4-fluoro-benzylidene)-1-(4-trifluoromethyl-pyrimidin-2-yl)-1,4,5,6,7,8-hexahydro-cycloheptapyrazole-3-carboxylic acid [(1S)-2-hydroxy-1-phenyl-ethyl]-amide	552
221	(8E)-1-(2,4-dichloro-phenyl)-8-(4-methoxy-benzylidene)-1,4,5,6,7,8-hexahydro-cycloheptapyrazole-3-carboxylic acid [(1R,2R)-2-hydroxy-cyclopentyl]-amide	526
222	(8E)-1-(2,4-dichloro-phenyl)-8-(4-methoxy-benzylidene)-1,4,5,6,7,8-hexahydro-cycloheptapyrazole-3-carboxylic acid (1-pyridin-2-yl-ethyl)-amide	547
223	(8E)-[8-(4-chloro-benzylidene)-1,4,5,6,7,8-hexahydro-cycloheptapyrazol-3-yl]-piperidin-1-yl-methanone	370
224	(8E)-1-(2,4-dichloro-phenyl)-8-(4-fluoro-benzylidene)-1,4,5,6,7,8-hexahydro-cycloheptapyrazole-3-carboxylic acid (1-pyridin-2-yl-ethyl)-amide	535
225	(8E)-1-(2,4-dichloro-phenyl)-8-(4-fluoro-benzylidene)-1,4,5,6,7,8-hexahydro-cycloheptapyrazole-3-carboxylic acid [(1R)-1-pyridin-2-yl-ethyl]-amide	535
226	(8E)-1-(2,4-dichloro-phenyl)-8-(4-methoxy-benzylidene)-1,4,5,6,7,8-hexahydro-cycloheptapyrazole-3-carboxylic acid (hexahydro-cyclopenta[c]pyrrol-2-yl)-amide	551
227	(8E)-1-(2,4-dichloro-phenyl)-8-(4-methoxy-benzylidene)-1,4,5,6,7,8-hexahydro-cycloheptapyrazole-3-carboxylic acid [(1R)-1-pyridin-2-yl-ethyl]-amide	547
234	(8E)-8-(4-chloro-benzylidene)-1,4,5,6,7,8-hexahydro-cycloheptapyrazole-3-carboxylic acid [(1R)-2-hydroxy-1-phenyl-ethyl]-amide	422
238	(8E)-(2S)-2-{{[8-(4-chloro-benzylidene)-1,4,5,6,7,8-hexahydro-cycloheptapyrazole-3-carbonyl]-amino}-3-(4-fluoro-phenyl)-propionic acid methyl ester	482
239	(8E)-8-(3-chloro-benzylidene)-1,4,5,6,7,8-hexahydro-cycloheptapyrazole-3-carboxylic acid [(1R)-2-hydroxy-1-phenyl-ethyl]-amide	422
240	(8E)-(2S)-2-{{[8-(3-chloro-benzylidene)-1,4,5,6,7,8-hexahydro-cycloheptapyrazole-3-carbonyl]-amino}-3-(4-fluoro-phenyl)-propionic acid methyl ester	482
241	(8E)-(2S)-2-{{[8-(3-fluoro-benzylidene)-1-methyl-1,4,5,6,7,8-hexahydro-cycloheptapyrazole-3-carbonyl]-amino}-3-(4-fluoro-phenyl)-propionic acid methyl ester	480
242	(8E)-8-(3-fluoro-benzylidene)-1-methyl-1,4,5,6,7,8-hexahydro-cycloheptapyrazole-3-carboxylic acid [(1R)-2-hydroxy-1-phenyl-ethyl]-amide	420
243	(8E)-[8-(3-fluoro-benzylidene)-1-methyl-1,4,5,6,7,8-hexahydro-cycloheptapyrazol-3-yl]-imidazol-1-yl-methanone	351

Cpd	Name	MS
244	(8E)-(2S)-8-(3-fluoro-benzylidene)-1-methyl-1,4,5,6,7,8-hexahydro-cycloheptapyrazole-3-carboxylic acid [1-hydroxymethyl-2-(4-hydroxy-phenyl)-ethyl]-amide	450
245	(8E)-(2R)-2-[[8-(3-chloro-benzylidene)-1,4,5,6,7,8-hexahydro-cycloheptapyrazole-3-carbonyl]-amino]-3-(4-fluoro-phenyl)-propionic acid methyl ester	482
246	(8E)-(2S)-8-(3-chloro-benzylidene)-1,4,5,6,7,8-hexahydro-cycloheptapyrazole-3-carboxylic acid [1-hydroxymethyl-2-(4-hydroxy-phenyl)-ethyl]-amide	452
247	(8E)-(2R)-2-[[8-(4-chloro-benzylidene)-1,4,5,6,7,8-hexahydro-cycloheptapyrazole-3-carbonyl]-amino]-3-(4-fluoro-phenyl)-propionic acid methyl ester	482
248	(8E)-(2R)-2-[[8-(3-fluoro-benzylidene)-1-methyl-1,4,5,6,7,8-hexahydro-cycloheptapyrazole-3-carbonyl]-amino]-3-(4-fluoro-phenyl)-propionic acid methyl ester	480

Additional compounds may be made according to the synthetic methods of the present invention by one skilled in the art, differing only in possible starting materials, reagents and conditions used in the instant methods.

Biological Examples

- 5 The following examples illustrate that the compounds of the present invention are CB receptor modulators useful for treating, ameliorating or preventing a cannabinoid receptor mediated syndrome, disorder or disease in a subject in need thereof.

Example 1

10 *Binding Assay for CB1 or CB2 Agonists or Inverse Agonists*

The human CB1 and CB2 receptors were stably expressed in SK-N-MC cells transfected with pcDNA3 CB-1 (human) or pcDNA3 CB-2 (human). The cells were grown in T-180 cell culture flasks under standard cell culture conditions at 37 °C in a 5% CO₂ atmosphere. The cells were harvested by trypsinization and homogenized in a
 15 homogenization buffer (10 mM Tris, 0.2 mM MgCl₂, 5 mM KCl, with protease inhibitors aprotinin, leupeptin, pepstatin A and bacitracin) and centrifuged (2000 g). The supernatant was then centrifuged in 2M sucrose (31,300 g) to produce a semi-purified membrane pellet. The pellet was resuspended in homogenization and stored at -80 °C.

On the day of the assay, the pellet was thawed on ice and diluted in assay buffer (50 mM Tris-HCl, 5 mM MgCl₂, 2.5 mM EDTA, 0.5 mg/mL fatty acid free bovine serum albumin, pH 7.5). The diluted membrane pellet was added with buffer, either a test compound or vehicle standard and the radioligand [H]³⁺-CP-55,940 (0.2 nM) to the wells of a 96-well polypropylene plate. Non-specific binding was measured in wells containing WIN 55,212 (10 μM). The plate was covered and incubated for 90 minutes at 30 °C. The contents were then aspirated onto a Packard Unifilter GF/C filter bottom plate prewet with 0.5% polyethyleneimine. The wells of the polypropylene plate were rinsed and aspirated seven times with a 0.9% saline-0.5% Tween 20 solution. The Unifilter plate was dried, a scintillation cocktail was added to each well and the counts representing binding were quantitated in a TopCount scintillation counter.

CB1 and CB2 Receptor Binding Results

For compounds tested, an IC₅₀ binding value was obtained from percent inhibition studies in which various test concentrations were used. The binding value was calculated by linear regression.

For compounds without an IC₅₀ binding value, the percent inhibition (%) was obtained at a test concentration of ⁽¹⁾ 1 μM, ⁽²⁾ 0.2 μM, ⁽³⁾ 0.0001 μM, ⁽⁴⁾ 0.0003 μM, ⁽⁵⁾ value shown is an average percent inhibition, ⁽⁶⁾ 2 μM, ⁽⁷⁾ 0.015 μM, ⁽⁸⁾ 0.25 μM, ⁽⁹⁾ 0.003 μM, ⁽¹⁰⁾ 0.5 μM, ⁽¹¹⁾ 0.002 μM, ⁽¹²⁾ 0.008 μM or ⁽¹³⁾ 0.0125 μM.

20

Table 1
Cannabinoid CB1 Receptor Binding IC₅₀ (μM)

<u>Cpd</u> <u>IC₅₀</u>	<u>Cpd</u> <u>IC₅₀</u>	<u>Cpd</u> <u>IC₅₀</u>	
68	⁽⁸⁾ 0%	157	0.1, ⁽²⁾ 68%
69	⁽⁸⁾ 23%	158	⁽²⁾ 14%
70	⁽⁵⁾ 37%	159	⁽²⁾ 40%
71	⁽⁵⁾ 43%	160	⁽²⁾ 2%
72	⁽⁵⁾ 38%	161	⁽²⁾ 35%
73	⁽⁵⁾ 24%	162	⁽²⁾ 16%
74	⁽⁵⁾ 1%	163	⁽²⁾ 44%
75	0.2, ⁽⁵⁾ 77%	164	⁽²⁾ 26%
76	⁽⁵⁾ 44%	165	⁽²⁾ 79%
77	51%, ⁽⁵⁾ 57%, ⁽¹⁾ 44%	166	⁽²⁾ 24%
78	0.4, ⁽⁵⁾ 59%	167	⁽²⁾ 57%

Cpd	IC ₅₀	Cpd	IC ₅₀	Cpd	IC ₅₀
1	0.2	79	⁽⁵⁾ 37%	168	⁽²⁾ 18%
		80	0.7, ⁽⁵⁾ 51%	169	⁽²⁾ 24%
		81	⁽⁵⁾ 42%	170	⁽²⁾ 29%
		82	1, ⁽⁵⁾ 46%	171	⁽²⁾ 2%
		83	0.1, ⁽⁵⁾ 90%	172	⁽²⁾ 64%
		84	0.7, ⁽⁵⁾ 67%	173	⁽²⁾ 32%
		85	⁽⁵⁾ 39%	174	⁽²⁾ 0%
		86	⁽⁸⁾ 0%	175	⁽²⁾ 30%
		87	⁽⁸⁾ 4%	176	⁽²⁾ 4%
		88	⁽¹⁾ 2%	177	⁽²⁾ 4%
		89	⁽¹⁾ 11%	178	⁽²⁾ 29%
2	⁽¹⁾ 21%	90	⁽¹⁾ 1%	179	⁽²⁾ 0%
3	1.3, ⁽¹⁾ 60%	91	0.3, ⁽¹⁾ 68%	180	⁽²⁾ 40%
4	⁽¹⁾ 51%	92	0.1, ⁽¹⁾ 86%	181	⁽²⁾ 32%
5	⁽¹⁾ 22%	93	0.4, ⁽¹⁾ 70%	182	⁽²⁾ 21%
6	⁽¹⁾ 26%	94	⁽¹⁾ 38%	183	⁽²⁾ 0%
7	1.1, ⁽¹⁾ 68%	95	⁽¹⁾ 36%	184	0.05, ⁽²⁾ 78%
8	⁽¹⁾ 30%	96	⁽¹⁾ 0%	185	0.03, ⁽²⁾ 75%
9	⁽¹⁾ 18%	97	⁽¹⁾ 38%	186	⁽²⁾ 12%
10	⁽¹⁾ 0%	98	⁽¹⁾ 51%	187	⁽²⁾ 12%
11	⁽¹⁾ 17%	99	⁽¹⁾ 17%	188	0.1, ⁽²⁾ 64%
12	⁽¹⁾ 36%	100	⁽¹⁾ 31%	189	0.05, ⁽²⁾ 78%
13	⁽¹⁾ 0%	101	⁽¹⁾ 28%	190	0.08, ⁽²⁾ 76%
14	⁽¹⁾ 29%	102	0.6, ⁽¹⁾ 77%, ⁽¹⁰⁾ 55%	191	⁽²⁾ 47%
15	⁽¹⁾ 58%	103	0.3, ⁽¹⁾ 76%, ⁽¹⁰⁾ 56%	192	⁽²⁾ 45%
16	⁽¹⁾ 21%	104	⁽¹⁾ 19%	193	⁽²⁾ 43%
17	⁽¹⁾ 37%	105	⁽¹⁾ 2%	194	⁽²⁾ 19%
18	⁽¹⁾ 3%	106	⁽¹⁾ 45%	195	⁽²⁾ 63%
19	⁽¹⁾ 18%	107	0.3, ⁽¹⁾ 72%, ⁽¹⁰⁾ 59%	196	⁽²⁾ 67%
20	⁽¹⁾ 4%	108	44%, ⁽¹⁾ 55%, ⁽¹⁰⁾ 33%	197	0.03, ⁽²⁾ 83%
21	⁽¹⁾ 32%	109	0.3, ⁽¹⁾ 72%, ⁽¹⁰⁾ 60%	198	0.02, ⁽²⁾ 87%
22	⁽¹⁾ 58%	110	56%, ⁽¹⁾ 63%, ⁽¹⁰⁾ 48%	199	⁽²⁾ 30%
23	⁽¹⁾ 0%	111	54%, ⁽¹⁾ 62%, ⁽¹⁰⁾ 45%	200	⁽²⁾ 15%
24	⁽¹⁾ 28%	112	⁽¹⁾ 49%	201	⁽²⁾ 11%
25	51%, ⁽¹⁾ 71%, ⁽¹⁰⁾ 30%	113	53%, ⁽¹⁾ 62%, ⁽¹⁰⁾ 44%	202	0.01, ⁽²⁾ 91%

Cpd	IC ₅₀	Cpd	IC ₅₀	Cpd	IC ₅₀
26	63%, ⁽¹⁾ 70%, ⁽⁶⁾ 55%	114	⁽¹⁾ 17%	203	⁽²⁾ 37%
27	⁽¹⁾ 0%	115	0.5, ⁽¹⁾ 79%, ⁽¹⁰⁾ 67%	204	0.03, ⁽²⁾ 88%
28	0.1, ⁽¹⁾ 65%	116	⁽¹⁾ 14%	205	0.02, ⁽²⁾ 93%
29	⁽¹⁾ 13%	117	⁽¹⁾ 44%	206	0.08, ⁽²⁾ 73%
30	⁽¹⁾ 28%	118	⁽¹⁾ 4%	207	0.02, ⁽²⁾ 90%
31	⁽¹⁾ 0%	119	⁽¹⁾ 39%	208	0.07, ⁽²⁾ 76%
32	⁽¹⁾ 0%	120	⁽¹⁾ 9%	209	0.03, ⁽²⁾ 88%
33	⁽¹⁾ 0%	121	0.4, ⁽¹⁾ 80%, ⁽¹⁰⁾ 70%	210	0.04, ⁽²⁾ 76%
34	⁽¹⁾ 0%	122	⁽¹⁾ 0%	211	0.007, ⁽²⁾ 92%
35	⁽¹⁾ 22%	123	⁽¹⁾ 47%	212	0.006, ⁽²⁾ 94%
36	⁽¹⁾ 25%	124	⁽¹⁾ 14%	213	0.06, ⁽²⁾ 71%
37	⁽¹⁾ 15%	125	⁽¹⁾ 0%	214	0.007, ⁽²⁾ 95%
38	⁽¹⁾ 39%	126	⁽¹⁾ 0%	215	0.01, ⁽²⁾ 88%
39	⁽¹⁾ 0%	127	⁽¹⁾ 36%	216	0.009, ⁽²⁾ 91%
40	0.07, ⁽¹⁾ 84%	128	⁽¹⁾ 0%	217	0.06, ⁽²⁾ 75%
41	0.5, ⁽¹⁾ 68%	129	94%, ⁽⁸⁾ 100%, ⁽¹²⁾ 90%, ⁽¹¹⁾ 92%	222	0.03, ⁽²⁾ 48%
42	0.3, ⁽¹⁾ 65%	130	0.06, ⁽⁸⁾ 84%	223	⁽²⁾ 40%
43	⁽¹⁾ 14%	131	0.006, ⁽⁸⁾ 93%, ⁽⁷⁾ 53%	224	0.008, ⁽²⁾ 87%
44	0.2, ⁽¹⁾ 82%	132	0.005, ⁽⁸⁾ 94%, ⁽⁷⁾ 64%	225	0.005, 0.006, 0.007, ⁽²⁾ 90%, ⁽²⁾ 89%, ⁽⁵⁾ 96%
45	0.7, ⁽¹⁾ 54%	133	0.1, ⁽⁸⁾ 66%	226	0.04, ⁽²⁾ 72%
46	⁽¹⁾ 45%	134	⁽⁸⁾ 58%	227	0.009, ⁽²⁾ 90%
47	0.1, ⁽¹⁾ 91%	135	0.05, ⁽⁸⁾ 65%	228	⁽²⁾ 0%
48	0.3, ⁽¹⁾ 63%	136	⁽⁸⁾ 39%	229	0.06, ⁽²⁾ 73%
49	⁽¹⁾ 33%	137	0.01, ⁽⁸⁾ 77%, ⁽⁷⁾ 57%	230	0.3
50	⁽¹⁾ 32%	138	0.03, ⁽²⁾ 71%	231	0.3
51	⁽¹⁾ 36%	139	0.05, ⁽²⁾ 72%	232	0.3, ⁽²⁾ 0%
52	⁽¹⁾ 26%	140	0.006, ⁽²⁾ 97%	233	⁽²⁾ 0%
53	⁽¹⁾ 33%	141	0.006, ⁽²⁾ 95%	234	0.02, ⁽²⁾ 87%
54	⁽¹⁾ 18%	142	0.01, ⁽²⁾ 83%	235	⁽²⁾ 0%
55	⁽¹⁾ 50%	143	0.002, 77%, ⁽²⁾ 99%, ⁽¹¹⁾ 55%	236	⁽²⁾ 0%
56	⁽¹⁾ 0%	144	0.03, ⁽²⁾ 69%	237	0.3, ⁽²⁾ 0%
		145	⁽²⁾ 54%	238	0.03, ⁽²⁾ 85%

<u>Cpd IC₅₀</u>	<u>Cpd IC₅₀</u>	<u>Cpd IC₅₀</u>
57 (1) 35%	146 0.008, 0.01, (2) 93%, (2) 94%	239 0.03, (2) 80%
58 0.2, (1) 75%	147 0.007, (2) 94%	240 0.2, (2) 35%
59 (1) 27%	148 0.08, (2) 69%	241 0.2, (2) 33%
60 (1) 38%	149 0.1, (2) 66%	242 0.02, (2) 80%
61 (1) 36%	150 0.1, (2) 65%	243 (2) 0%
62 (1) 5%	151 (2) 51%	244 0.1, (2) 68%
63 (1) 29%	152 47%, (2) 66%, (13) 28%	245 0.006, (2) 68%
64 (1) 51%	153 (2) 44%	246 (2) 0%
65 (1) 29%	154 (2) 33%	247 0.002, (2) 91%
66 (1) 16%	155 0.07, (2) 72%	248 0.007, (2) 89%
67 (1) 44%	156 (2) 50%	

Table 2
Cannabinoid CB2 Receptor Binding IC₅₀ (μM)

<u>Cpd IC₅₀</u>	<u>Cpd IC₅₀</u>	<u>Cpd IC₅₀</u>
	69 (8) 12%	158 (2) 0%
	70 3%	159 (2) 3%
	71 32%	160 (2) 75%
	72 10%	161 (2) 3%
	73 8%	162 (2) 5%
	74 10%	163 (2) 7%
	75 27%	164 (2) 94%
	76 38%	165 (2) 98%
	77 28%	166 (2) 75%
	78 23%	167 (2) 97%
	79 29%	168 (2) 11%
	80 23%	169 (2) 14%
	81 28%	170 (2) 27%
1 0.3	82 0.06, (5) 88%	171 (2) 38%
	83 0.01, (5) 98%	172 (2) 41%
	84 11%	173 (2) 19%
	85 5%	174 (2) 33%
	86 (8) 22%	175 (2) 36%
	87 (8) 0%	176 (2) 43%
	88 32%	177 (2) 27%

Cpd	IC ₅₀	Cpd	IC ₅₀	Cpd	IC ₅₀
		89	0%	178	⁽²⁾ 29%
		90	2%	179	⁽²⁾ 29%
2	53%	91	0%	180	⁽²⁾ 86%
3	26%	92	0.2, ⁽¹⁾ 82%	181	⁽²⁾ 57%
4	36%	93	58%	182	⁽²⁾ 31%
5	34%	94	1%	183	⁽²⁾ 14%
6	4%	95	35%	184	⁽²⁾ 27%
7	12%	96	72%, ⁽¹⁾ 94%, ⁽⁷⁾ 50%	185	⁽²⁾ 56%
8	5%	97	0.3, ⁽¹⁾ 71%	186	⁽²⁾ 58%
9	4%	98	43%	187	⁽²⁾ 23%
10	8%	99	24%	188	⁽²⁾ 36%
11	21%	100	9%	189	⁽²⁾ 17%
12	31%	101	0.04, ⁽¹⁾ 97%	190	⁽²⁾ 12%
13	14%	102	59%	191	⁽²⁾ 7%
14	7%	103	57%	192	⁽²⁾ 7%
15	54%	104	93%	193	⁽²⁾ 16%
16	68%	105	82%	194	⁽²⁾ 10%
17	11%	106	95%	195	⁽²⁾ 37%
18	23%	107	64%	196	⁽²⁾ 49%
19	51%	108	100%	197	⁽²⁾ 67%
20	28%	109	48%	198	⁽²⁾ 68%
21	26%	110	59%	199	⁽²⁾ 30%
22	25%	111	65%	200	⁽²⁾ 6%
23	24%	112	16%	201	⁽²⁾ 0%
24	0%	113	28%	202	⁽²⁾ 9%
25	19%	114	47%	203	⁽²⁾ 30%
26	29%, ⁽¹⁾ 35%, ⁽⁶⁾ 22%	115	99%	204	⁽²⁾ 34%
27	0%	116	24%	205	⁽²⁾ 27%
28	11%	117	22%	206	⁽²⁾ 22%
29	18%	118	31%	207	⁽²⁾ 1%
30	0.6, ⁽¹⁾ 65%	119	38%	208	⁽²⁾ 31%
31	35%	120	16%	209	⁽²⁾ 8%
32	0%	121	95%	210	⁽²⁾ 49%
33	0%	122	0%	211	⁽²⁾ 37%
34	0%	123	14%	212	⁽²⁾ 42%

Cpd	IC ₅₀	Cpd	IC ₅₀	Cpd	IC ₅₀
35	36%	124	47%	213	⁽²⁾ 19%
36	0%	125	30%	214	⁽²⁾ 43%
37	10%	126	65%	215	⁽²⁾ 24%
38	0%	127	0%	216	⁽²⁾ 33%
39	30%	128	0%	217	⁽²⁾ 52%
40	75%, ⁽¹⁾ 84%, ⁽⁷⁾ 65%	129	⁽⁸⁾ 86%	221	⁽²⁾ 24%
41	46%	130	⁽⁸⁾ 98%	222	⁽²⁾ 41%
42	0.3, ⁽¹⁾ 52%	131	⁽⁸⁾ 34%	223	⁽²⁾ 58%
43	42%	132	⁽⁸⁾ 42%	224	⁽²⁾ 4%
44	0.6, ⁽¹⁾ 75%	133	⁽⁸⁾ 29%	225	⁽¹⁾ 16%, ⁽²⁾ 6%, ⁽²⁾ 9%
45	42%	134	⁽⁸⁾ 28%	226	⁽²⁾ 48%
46	0%	135	⁽⁸⁾ 25%	227	⁽²⁾ 19%
47	0.03, ⁽¹⁾ 94%	136	⁽⁸⁾ 18%	228	⁽²⁾ 45%
48	42%	137	⁽⁸⁾ 0%	229	0.02, ⁽²⁾ 95%
49	9%	138	⁽²⁾ 22%	230	0.04
50	31%	139	⁽²⁾ 30%	231	0.2
51	30%	140	⁽²⁾ 100%	232	0.06, ⁽²⁾ 81%
52	21%	141	⁽²⁾ 97%	233	⁽²⁾ 20%
53	52%	142	⁽²⁾ 98%	234	0.06, ⁽²⁾ 93%
54	41%	143	⁽²⁾ 100%	235	⁽²⁾ 41%
55	18%	144	⁽²⁾ 90%	236	⁽²⁾ 41%
56	42%	145	⁽²⁾ 68%	237	0.1, ⁽²⁾ 64%
57	29%	146	2.3, 3%, ⁽²⁾ 10%	238	0.01, ⁽²⁾ 93%
58	74%, ⁽¹⁾ 98%, ⁽⁷⁾ 65%	147	⁽²⁾ 23%	239	0.02, ⁽²⁾ 91%
59	60%	148	⁽²⁾ 39%	240	0.04, ⁽²⁾ 78%
60	38%	149	⁽²⁾ 4%	241	0.1, ⁽²⁾ 62%
61	71%	150	⁽²⁾ 3%	242	0.1, ⁽²⁾ 50%
62	5%	151	⁽²⁾ 15%	243	⁽²⁾ 0%
63	69%	152	⁽²⁾ 21%	244	0.02, ⁽²⁾ 78%
64	0.6, ⁽¹⁾ 70%	153	⁽²⁾ 0%	245	0.002, ⁽²⁾ 93%
65	52%	154	⁽²⁾ 7%	246	⁽²⁾ 15%
66	33%	155	⁽²⁾ 8%	247	0.001, ⁽²⁾ 96%
67	55%	156	⁽²⁾ 36%	248	0.003, ⁽²⁾ 96%
68	⁽⁸⁾ 27%	157	⁽²⁾ 5%		

Example 2

Functional Cell-Based Assay for CB1 or CB2 Agonist and Inverse Agonist Effects on Intra-Cellular Adenylate Cyclase Activity

The CB1 and CB2 receptors are G-protein coupled receptors (GPCR), which
5 influence cell function via the Gi-protein. These receptors modulate the activity of
intracellular adenylate cyclase, which in turn produces the intracellular signal
messenger cyclic-AMP (cAMP).

At baseline, or during non-ligand bound conditions, these receptors are
constitutively active and tonically suppress adenylate cyclase activity. The binding of
10 an agonist causes further receptor activation and produces additional suppression of
adenylate cyclase activity. The binding of an inverse agonist inhibits the constitutive
activity of the receptors and results in an increase in adenylate cyclase activity.

By monitoring intracellular adenylate cyclase activity, the ability of compounds
to act as agonists or inverse agonists can be determined.

15 *Assay*

Test compounds were evaluated in SK-N-MC cells which, using standard
transfection procedures, were stably transfected with human cDNA for pcDNA3-CRE
 β -gal and pcDNA3 CB1 receptor (human) or pcDNA3 CB2 receptor (human). By
expressing CRE β -gal, the cells produced β -galactosidase in response to CRE promoter
20 activation by cAMP. Cells expressing CRE β -gal and either the human CB1 or CB2
receptor will produce less β -galactosidase when treated with a CB1/CB2 agonist and
will produce more β -galactosidase when treated with a CB1/CB2 inverse agonist.

Cell Growth

The cells were grown in 96-well plates under standard cell culture conditions at
25 37 °C in a 5% CO₂ atmosphere. After 3 days, the media was removed and a test
compound in media (wherein the media was supplemented with 2 mM L-glutamine,
1M sodium pyruvate, 0.1% low fatty acid FBS (fetal bovine serum) and antibiotics)
was added to the cell. The plates were incubated for 30 minutes at 37 °C and the plate
cells were then treated with forskolin over a 4-6 hour period, then washed and lysed.
30 The β -galactosidase activity was quantitated using commercially available kit reagents
(Promega Corp. Madison, WI) and a Vmax Plate Reader (Molecular Devices, Inc).

CB1 Receptor Mediated Change in CRE β -gal Expression

For cells expressing CRE β -gal and the CB1 receptor, CB1 agonists reduced β -galactosidase activity in a dose-dependent manner and CB1 inverse agonists increased β -galactosidase activity in a dose-dependent manner.

- 5 The change in β -galactosidase activity was determined by setting a vehicle treated cell's activity value at 100% and expressing the β -galactosidase activity measured in a corresponding compound treated cell as a percent of the vehicle treated cell activity.

CB1 Receptor Results

- 10 The EC₅₀ value for functional activity for compounds tested was calculated by linear regression and was obtained from studies in which varying compound concentrations were used.

- 15 Where an EC₅₀ value was not obtained for a test compound, the value shown (in %) represents change in functional activity and was obtained from a study in which one compound concentration was used.

Table 3

CB1 Receptor Functional Inverse Agonist EC₅₀ (μ M)

<u>Cpd</u>	<u>EC₅₀</u>	<u>Cpd</u>	<u>EC₅₀</u>	<u>Cpd</u>	<u>EC₅₀</u>
		111	0.09	157	0.04
		112	0.06	172	0.1
3	0.07	113	0.1	184	0.003
8	0.4	114	0.04	185	<0.003
25	1.2	117	0.3	188	0.01
26	0.6	118	0.1	189	0.01
28	0.05	120	0.1	190	0.009
41	0.1	122	0.06	197	0.003
42	0.3	123	2.9	202	0.009
45	1.1	124	3.4	204	0.003
48	0.3	128	2.7	205	0.009
55	0.4	131	<0.03	206	0.01
75	0.07	132	0.01	207	0.007
77	0.1	133	0.03	208	0.01
78	0.2	134	0.01	209	0.01

<u>Cpd</u>	<u>EC₅₀</u>	<u>Cpd</u>	<u>EC₅₀</u>	<u>Cpd</u>	<u>EC₅₀</u>
79	0.5	135	<0.03	210	0.02
80	0.06	136	0.03	211	0.02
81	0.3	137	0.03	212	0.02
84	0.1	138	0.1	213	0.01
85	0.3	146	0.02	214	0.03
91	0.07	147	0.03	215	0.01
92	0.09	148	0.2	216	0.05
93	0.05	149	0.06	217	0.02
94	0.2	150	0.02	222	0.03
99	0.2	151	0.06	224	0.004
102	0.07	152	0.2	225	0.001
104	0.1	155	0.03	226	0.003
110	0.1	156	0.09	227	0.002

Table 4

CB1 Receptor Functional Agonist EC₅₀ (μM)

<u>Cpd</u>	<u>EC₅₀</u>	<u>Cpd</u>	<u>EC₅₀</u>	<u>Cpd</u>	<u>EC₅₀</u>
		83	1.7	165	0.03
		107	19.8	167	0.05
40	0.1	116	0.3	198	0.02
58	1.4	130	<0.03		

Table 5

CB1 Receptor Functional Activity

<u>Cpd</u>	<u>Activity</u>	<u>Cpd</u>	<u>Activity</u>	<u>Cpd</u>	<u>Activity</u>
		4	22%	68	35%
		7	32%	69	30%
		12	11%	82	20%
		14	8%	86	30%
		15	18%	87	40%
		17	22%	105	25%
		21	7%	109	10%
		22	24%	115	25%
		27	11%	121	35%
		44	26%	126	2%
		47	11%	127	3%
		64	24%		

CB2 Receptor Mediated Change in CRE β -gal Expression

For cells expressing CRE β -gal and the CB2 receptor, CB2 agonists reduced β -galactosidase activity in a dose-dependent manner and CB2 inverse agonists increase β -galactosidase activity in a dose-dependent manner.

5 The change in β -galactosidase activity was determined by setting a vehicle treated cell's activity value at 100% and expressing the β -galactosidase activity measured in a corresponding compound treated cell as a percent of the vehicle treated cell activity.

CB2 Receptor Binding Results

10 The EC₅₀ value for functional activity for compounds tested was calculated by linear regression and was obtained from studies in which varying compound concentrations were used.

The value of 1% for Compound 142 represents change in functional activity and was obtained from a study in which one compound concentration was used.

15 Example 3

Acute Treatment (Ob/Ob Mice)

The effect of acute, single-dose administration of a compound of the invention is tested in hyperphagic obese ob/ob mice. Animals are orally administered (gavage) either test compound or vehicle. Body weight, plasma triglycerides and plasma glucose
20 are monitored.

Animals administered a test compound are expected to have a relatively dose-dependent decrease in body weight, plasma triglycerides and plasma glucose compared to animals administered vehicle.

Example 4

25 *Oil of Mustard Induced Colitis Model*

In the distal colon, the oil of mustard colitis model is characterized by a discontinuous pattern of mucosal epithelial damage, submucosal edema, infiltration of inflammatory cells (including macrophages, neutrophils and lymphocytes) into the mucosa and submucosa, increased wet weight of the colon, shrinkage of the colon
30 length, diarrhea and apparent inflammation (see, Kimball E.S., Palmer J.M., D'Andrea M.R., Hornby P.J. and Wade P.R., Acute colitis induction by oil of mustard results in

later development of an IBS-like accelerated upper GI transit in mice, *Am. J. Physiol. Gastrointest. Liver Physiol.*, **2005**, 288: G1266-1273).

Colitis Induction

Male CD-1 mice (Charles River Laboratories, Kingston, NC)(9-11 weeks old) and fresh oil of mustard (OM) (allyl isothiocyanate, 98% purity, Sigma-Aldrich St. Louis, MO) were used.

The mice (9 per treatment group) were briefly anesthetized with ketamine/xylazine (Sigma, St. Louis, MO) and a solution of 0.5% OM in 30% ethanol (50 μ L) was administered intracolonicly (to a depth of 4 cm) via syringe (equipped with a ball-tipped 22 G needle).

A test compound was orally administered one day prior to colitis induction for assessing a prophylactic regimen or one day post-induction for assessing a therapeutic regimen. A test compound was orally administered daily thereafter. Two days after OM administration, the last test compound dose was administered.

Three days after OM administration, the animals were sacrificed. The colons were resected, examined for signs of inflammation, weighed after removing fecal contents and the length from the aboral end of the cecum to the anus was measured. The fecal contents were examined for signs of diarrhea. The distal colon between the 1st and the 4th centimeter was removed and placed in 10% neutral buffered formalin for histological analysis.

Macroscopic Observations and Criteria

The macroscopic observations of colon inflammation (a measure of colon damage), colon weight and length and stool consistency and appearance were assigned a score and used to evaluate colitis severity.

The four observation scores for each colon were combined, whereby a combined score of 0 represents a normal colon and a combined score of 15 represents a maximally affected colon. Statistical analyses were performed in Graphpad Prism 4.0 using ANOVA.

	Weight Score				
	0	1	2	3	4
Weight Gain	<5%	5-14%	15-24%	25-35%	>35%

	Length Score				
	0	1	2	3	4
Shortening	<5%	5-14%	15-24%	25-35%	>35%
	Stool Score				
	0	1	2	3	
Fecal Pellet Formation	normal (well-formed)	loosely-shaped, moist	amorphous, moist, sticky	diarrhea	
	Damage Score				
	0	1	2	3	4
Inflammation	none observed	mild, localized erythema	moderate, more widely distributed erythema	severe, extensively distributed erythema	penetrating ulcers, bloody lesions

Microscopic (Histological) Examination

Histological analyses of tissues consisted of staining paraffin-embedded tissue sections with hematoxylin-eosin dye. The tissues were examined using light microscopy by an investigator who was blinded to the sample groups.

5 *Histological Observations and Criteria*

The microscopic observations of epithelial damage, cellular infiltration and damage or alteration of smooth muscle architecture (a measure of muscle damage) were assigned a score and used to evaluate colitis severity.

The scores for each colon were combined, whereby a combined score of 0 represents a normal colon and a combined score of 9 represents a maximally affected colon. Statistical analyses were performed in Graphpad Prism 4.0 using ANOVA.

Criteria and Observations

	Epithelial Damage Score			
	0	1	2	3
Epithelium Loss	intact	≤1/3 loss	>1/3 to 2/3 loss	>2/3 loss
	Cellular Infiltration Score			
	0	1	2	3
Focal Areas of Infiltration	none	1-2 focal areas	>2 focal areas	N/A
Infiltrated Cell Presence	none	≤1/3 of entire colon length	>1/3 to 2/3 of entire colon length	≥2/3 of entire colon length

	Architecture Score			
	0	1	2	3
Muscle Damage (any evidence of edema, hyperplasia or loss of architecture)	no damage observed	≤1/3 of entire colon length	≤2/3 of entire colon length	≥2/3 of entire colon length

Prophylactic and Therapeutic Colitis Treatment Regimen Results

The Macroscopic Score and Microscopic Score results for each treatment group in the prophylactic and therapeutic regimens were each combined into a mean score and expressed as % inhibition of colitis (% Inh). Test (#) represents the number of experiments at each dose level.

Table 1
Prophylactic Regimen

Cpd	Dose (mg/kg)	Test (#)	% Inh (Macro)	% Inh (Micro)
96	2.5	1	8.0 ± 16.7	ND
96	5	2	10.8 ± 13.4	ND
108	2.5	1	51.2 ± 19.1	ND
108	5	2	13.4 ± 13.3	ND

Table 2
Therapeutic Regimen

Cpd	Dose (mg/kg)	Test (#)	% Inh (Macro)	% Inh (Micro)
96	5	1	7.6 ± 11.5	ND
198	5	1	41.0 ± 17	ND
228	5	1	51.7 ± 13.2	ND
229	5	1	56.9 ± 11.6	ND
230	5	1	25.9 ± 24.7	ND
231	5	1	-19 ± 20.7	ND

10

Example 5

Dextran Sulfate Sodium (DSS) Induced Colitis Model

In the distal colon, the DSS colitis model is characterized by a discontinuous pattern of mucosal epithelial damage, infiltration of inflammatory cells (including macrophages, neutrophils and lymphocytes) into the mucosa and submucosa, decreased wet weight of the colon, shrinkage of the colon length and diarrhea (see, Blumberg R.S., Saubermann L.J. and Strober W., Animal models of mucosal inflammation and

15

their relation to human inflammatory bowel disease, *Current Opinion in Immunology*, 1999, Vol. 11: 648-656; Egger B., Bajaj-Elliott M., MacDonald T.T., Inglin R., Eysselein, V.E. and Buchler M.W., Characterization of acute murine dextran sodium sulphate colitis: Cytokine profile and dose dependency, *Digestion*, 2000, Vol. 62: 240-248; Stevceva L., Pavli P., Husband A.J. and Doe, W.F., The inflammatory infiltrate in the acute stage of the dextran sulphate sodium induced colitis: B cell response differs depending on the percentage of DSS used to induce it, *BMC Clinical Pathology*, 2001, Vol 1: 3-13; and Diaz-Granados, Howe K., Lu J. and McKay D.M., Dextran sulfate sodium-induced colonic histopathology, but not altered epithelial ion transport, is reduced by inhibition of phosphodiesterase activity, *Amer. J. Pathology*, 2000, Vol. 156: 2169-2177).

Colitis Induction

Female Balb/c mice are provided with a solution of 5% DSS (45 kD molecular weight) in tap water ad libitum over a 7-day period. The DSS solution is replenished daily and the amount consumed is measured.

The mice are orally administered a test compound on the day of colitis induction and then daily thereafter. Six days after the initial DSS administration, the last test compound dose is administered.

Seven days after the initial DSS administration, the animals are sacrificed. The colons are resected, examined for signs of inflammation, weighed after removing fecal contents and the length from the aboral end of the cecum to the anus is measured. The fecal contents are examined for signs of diarrhea. The distal colon between the 1st and the 4th centimeter is removed and placed in 10% neutral buffered formalin for histological analysis.

Macroscopic Observations and Criteria

The macroscopic observations of colon inflammation (a measure of colon damage), colon length and stool consistency and appearance are assigned a score and used to evaluate colitis severity.

The three observation scores for each colon are combined, whereby a combined score of 0 represents a normal colon and a combined score of 11 represents a

maximally affected colon. Statistical analyses are performed in Graphpad Prism 4.0 using ANOVA.

	Weight Score				
	0	1	2	3	4
Weight Gain	<5%	5-14%	15-24%	25-35%	>35%
	Length Score				
	0	1	2	3	4
Shortening	<5%	5-14%	15-24%	25-35%	>35%
	Stool Score				
	0	1	2	3	
Fecal Pellet Formation	normal (well-formed)	loosely-shaped, moist	amorphous, moist, sticky	severe diarrhea	
	Damage Score				
	0	1	2	3	4
Inflammation	none observed	mild, reddening observed	moderate, more widely distributed reddening	severe, extensively distributed reddening	penetrating ulcers, bloody lesions

Microscopic (Histological) Examination

5 Histological analyses of tissues consists of staining paraffin-embedded tissue sections with hematoxylin-eosin dye. The tissues are examined using light microscopy by an investigator who is blinded to the sample groups.

Histological Observations and Criteria

10 The microscopic observations of epithelial damage, cellular infiltration and damage or alteration of smooth muscle architecture (a measure of muscle damage) are assigned a score and used to evaluate colitis severity.

The scores for each colon are combined, whereby a combined score of 0 represents a normal colon and a combined score of 9 represents a maximally affected colon. Statistical analyses are performed in Graphpad Prism 4.0 using ANOVA.

Criteria and Observations

	Epithelial Damage Score			
	0	1	2	3
Epithelium Loss	intact	≤1/3 loss	>1/3 to 2/3 loss	>2/3 loss

Cellular Infiltration Score				
	0	1	2	3
Focal Areas of Infiltration	none	1-2 focal areas	>2 focal areas	N/A
Infiltrated Cell Presence	none	≤1/3 of entire colon length	>1/3 to 2/3 of entire colon length	≥2/3 of entire colon length
Architecture Score				
	0	1	2	3
Muscle Damage (any evidence of edema, hyperplasia or loss of architecture)	no damage observed	≤1/3 of entire colon length	≤2/3 of entire colon length	≥2/3 of entire colon length

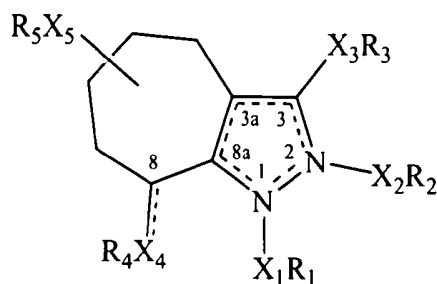
Colitis Treatment Regimen Results

The Macroscopic Score and Microscopic Score results for each treatment group are each combined into a mean score and expressed as % inhibition of colitis (% Inh).

- 5 It is to be understood that the preceding description of the invention and various examples thereof have emphasized certain aspects. Numerous other equivalents not specifically elaborated on or discussed may nevertheless fall within the spirit and scope of the present invention or the following claims and are intended to be included.

THE CLAIMS DEFINING THE INVENTION ARE AS FOLLOWS:-

1. A compound having a structure according to formula (I):



or a salt or polymorph thereof wherein

- 5 the dashed lines between positions 2-3 and positions 3a-8a in formula (I) represent locations for each of two double bonds present when X_1R_1 is present;
- the dashed lines between positions 3-3a and positions 8a-1 in formula (I) represent locations for each of two double bonds present when X_2R_2 is present;
- the dashed line between position 8 and X_4R_4 in formula (I) represents the location for a
- 10 double bond;
- X_1 is absent or lower alkylene;
- X_2 is absent or lower alkylene;
- wherein only one of X_1R_1 and X_2R_2 are present;
- X_3 is absent, lower alkylene, lower alkylidene or -NH-;
- 15 when the dashed line between position 8 and X_4R_4 is absent, X_4 is absent, or is lower alkylene;
- when the dashed line between position 8 and X_4R_4 is present, X_4 is absent;
- X_5 is absent or lower alkylene;
- R_1 is selected from hydrogen, alkyl (optionally substituted at one or more
- 20 positions by halogen, hydroxy or lower alkoxy), lower alkyl-sulfonyl, aryl, C_3 - C_{12} cycloalkyl or heterocyclyl, wherein aryl, C_3 - C_{12} cycloalkyl or heterocyclyl is each optionally substituted at one or more positions by halogen, aminosulfonyl,

lower alkyl-aminosulfonyl, alkyl (optionally substituted at one or more positions by halogen, hydroxy or lower alkoxy), hydroxy or lower alkoxy (optionally substituted at one or more positions by halogen or hydroxy);

5 R_2 is selected from hydrogen, alkyl (optionally substituted at one or more positions by halogen, hydroxy or lower alkoxy), lower alkyl-sulfonyl, aryl, C₃-C₁₂ cycloalkyl or heterocyclyl, wherein aryl, C₃-C₁₂ cycloalkyl or heterocyclyl is each optionally substituted at one or more positions by halogen, aminosulfonyl, lower alkyl-aminosulfonyl, alkyl (optionally substituted at one or more positions by halogen, hydroxy or lower alkoxy), hydroxy or lower alkoxy
10 (optionally substituted at one or more positions by halogen or hydroxy);

R_3 is -C(O)-Z₁(R₆), -SO₂-NR₇-Z₂(R₈) or -C(O)-NR₉-Z₃(R₁₀);

when the dashed line between position 8 and X₄R₄ is absent, X₄ is absent or lower alkylene and R₄ is hydroxy, lower alkyl, lower alkoxy, halogen, aryl, C₃-C₁₂ cycloalkyl or heterocyclyl, wherein aryl, C₃-C₁₂ cycloalkyl or heterocyclyl is
15 each optionally substituted at one or more positions by hydroxy, oxo, lower alkyl (optionally substituted at one or more positions by halogen, hydroxy or lower alkoxy), lower alkoxy (optionally substituted at one or more positions by halogen or hydroxy) or halogen;

when the dashed line between position 8 and X₄R₄ is present, X₄ is absent and R₄ is
20 CH-aryl or CH-heterocyclyl, wherein aryl or heterocyclyl is each optionally substituted at one or more positions by hydroxy, oxo, lower alkyl (optionally substituted at one or more positions by halogen, hydroxy or lower alkoxy), lower alkoxy (optionally substituted at one or more positions by halogen or hydroxy) or halogen;

25 R_5 is hydrogen, hydroxy, oxo, halogen, amino, lower alkyl-amino, alkyl (optionally substituted at one or more positions by halogen, hydroxy or lower alkoxy), lower alkoxy (optionally substituted at one or more positions by halogen or hydroxy), carboxy, carbonylalkoxy, carbamoyl, carbamoylalkyl, aryl, aryloxy, arylalkoxy or heterocyclyl;

5 R₆ is aryl, C₃-C₁₂ cycloalkyl or heterocyclyl each optionally substituted by one or more hydroxy, oxo, halogen, amino, lower alkyl-amino, alkyl (optionally substituted at one or more positions by halogen, hydroxy or lower alkoxy), lower alkoxy (optionally substituted at one or more positions by halogen or hydroxy), carboxy, carbonylalkoxy, carbamoyl, carbamoylalkyl, aryl, aryloxy, arylalkoxy or heterocyclyl;

R₇ is hydrogen or lower alkyl;

10 R₈ is hydrogen, aryl, C₃-C₁₂ cycloalkyl or heterocyclyl, wherein aryl, C₃-C₁₂ cycloalkyl or heterocyclyl is each optionally substituted by one or more hydroxy, oxo, halogen, amino, lower alkyl-amino, alkyl (optionally substituted at one or more positions by halogen, hydroxy or lower alkoxy), lower alkoxy (optionally substituted at one or more positions by halogen or hydroxy), carboxy, carbonylalkoxy, carbamoyl, carbamoylalkyl, aryl, aryloxy, arylalkoxy or heterocyclyl;

15 R₉ is hydrogen or lower alkyl;

20 R₁₀ is hydrogen, aryl, C₃-C₁₂ cycloalkyl or heterocyclyl, wherein aryl, C₃-C₁₂ cycloalkyl or heterocyclyl is each optionally substituted by one or more hydroxy, oxo, halogen, amino, lower alkyl-amino, alkyl (optionally substituted at one or more positions by halogen, hydroxy or lower alkoxy), lower alkoxy (optionally substituted at one or more positions by halogen or hydroxy), carboxy, carbonylalkoxy, carbamoyl, carbamoylalkyl, aminosulfonyl, lower alkyl-aminosulfonyl, aryl, aryloxy, arylalkoxy or heterocyclyl;

Z₁ and Z₂ are each absent or alkyl; and,

25 Z₃ is absent, -NH-, -SO₂- or alkyl (wherein alkyl is optionally substituted at one or more positions by halogen, hydroxy, lower alkyl, lower alkoxy, carboxy or carbonylalkoxy).

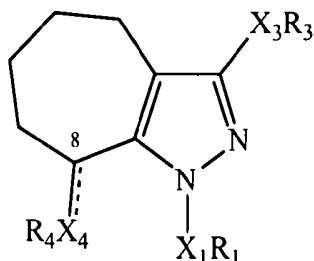
2. The compound of claim 1 or a salt or polymorph thereof, wherein X₁ is absent and R₁ is selected from hydrogen, alkyl, lower alkyl-sulfonyl, aryl, C₃-C₁₂ cycloalkyl or heterocyclyl, wherein aryl or heterocyclyl is each optionally

- substituted at one or more positions by halogen, aminosulfonyl or alkyl (optionally substituted at one or more positions by halogen).
3. The compound of claim 1 or a salt or polymorph thereof, wherein R_3 is $-C(O)-Z_1(R_6)$; X_3 is absent or lower alkylidene; Z_1 is absent or alkyl; and, R_6 is heterocyclyl optionally substituted by one or more hydroxy, halogen, amino, lower alkyl-amino, alkyl (optionally substituted at one or more positions by halogen, hydroxy or lower alkoxy), lower alkoxy (optionally substituted at one or more positions by halogen or hydroxy), carboxy, carbonylalkoxy, carbamoyl, carbamoylalkyl, aryl, aryloxy, arylalkoxy or heterocyclyl.
4. The compound of claim 1 or a salt or polymorph thereof, wherein R_3 is $-C(O)-R_6$; X_3 is absent; and, R_6 is heterocyclyl optionally substituted by one or more aryl or heterocyclyl.
5. The compound of claim 1 or a salt or polymorph thereof, wherein R_3 is $-SO_2-NR_7-Z_2(R_8)$; X_3 is absent or lower alkylidene; R_7 is hydrogen or lower alkyl; Z_2 is absent or alkyl; and, R_8 is aryl, C_3-C_{12} cycloalkyl or heterocyclyl.
6. The compound of claim 1 or a salt or polymorph thereof, wherein R_3 is $-SO_2-NH-Z_2(R_8)$; X_3 is absent or lower alkylidene; Z_2 is absent or alkyl; and, R_8 is aryl, C_3-C_{12} cycloalkyl or heterocyclyl.
7. The compound of claim 1 or a salt or polymorph thereof, wherein R_3 is $-C(O)-NR_9-Z_3(R_{10})$; X_3 is absent or lower alkylidene; R_9 is hydrogen or lower alkyl; Z_3 is absent, $-SO_2-$ or alkyl (wherein alkyl is optionally substituted at one or more positions by halogen, hydroxy or carbonylalkoxy); and, R_{10} is hydrogen, aryl, C_3-C_{12} cycloalkyl or heterocyclyl, wherein aryl, C_3-C_{12} cycloalkyl or heterocyclyl is each optionally substituted by one or more hydroxy, halogen, alkyl (optionally substituted at one or more positions by halogen), lower alkoxy, carboxy, carbonylalkoxy, carbamoylalkyl or aminosulfonyl.
8. The compound of claim 1 or a salt or polymorph thereof, wherein R_3 is $-C(O)-NH-Z_3(R_{10})$; X_3 is absent or lower alkylidene; Z_3 is absent, $-SO_2-$ or alkyl (wherein alkyl is optionally substituted at one or more positions by halogen, hydroxy or carbonylalkoxy); and, R_{10} is hydrogen, aryl, C_3-C_{12} cycloalkyl or

heterocyclyl, wherein aryl, C₃-C₁₂ cycloalkyl or heterocyclyl is each optionally substituted by one or more hydroxy, halogen, alkyl (optionally substituted at one or more positions by halogen), lower alkoxy, carboxy, carbonylalkoxy, carbamoylalkyl or aminosulfonyl.

- 5 9. The compound of claim 1 or a salt or polymorph thereof, wherein R₃ is -C(O)-NH-Z₃(R₁₀); X₃ is absent or lower alkylidene; Z₃ is absent, -SO₂- or alkyl (wherein alkyl is optionally substituted at one or more positions by halogen, hydroxy or carbonylalkoxy); and, R₁₀ is aryl optionally substituted by one or more hydroxy, halogen, alkyl (optionally substituted at one or more positions by halogen), lower alkoxy or aminosulfonyl.
- 10
10. The compound of claim 1 or a salt or polymorph thereof, wherein R₃ is -C(O)-NH-Z₃(R₁₀); X₃ is absent or lower alkylidene; Z₃ is absent, -SO₂- or alkyl (wherein alkyl is optionally substituted at one or more positions by halogen, hydroxy or carbonylalkoxy); and, R₁₀ is hydrogen or C₃-C₁₂ cycloalkyl, wherein C₃-C₁₂ cycloalkyl is optionally substituted by one or more hydroxy, alkyl, lower alkoxy, carboxy, carbonylalkoxy or carbamoylalkyl.
- 15
11. The compound of claim 1 or a salt or polymorph thereof, wherein R₃ is -C(O)-NH-Z₃(R₁₀); X₃ is absent or lower alkylidene; Z₃ is absent, -SO₂- or alkyl (wherein alkyl is optionally substituted at one or more positions by halogen, hydroxy or carbonylalkoxy); and, R₁₀ is hydrogen or heterocyclyl, wherein heterocyclyl is optionally substituted by one or more carbonylalkoxy.
- 20
12. The compound of claim 1 or a salt or polymorph thereof, wherein the dashed line between position 8 and X₄R₄ is absent, X₄ is absent or lower alkylene and R₄ is aryl optionally substituted at one or more positions by lower alkyl or halogen.
- 25
13. The compound of claim 1 or a salt or polymorph thereof, wherein the dashed line between position 8 and X₄R₄ is present, X₄ is absent and R₄ is CH-aryl or CH-heterocyclyl, wherein aryl or heterocyclyl is each optionally substituted at one or more positions by lower alkoxy or halogen.
- 30
14. The compound of claim 1 or a salt or polymorph thereof, wherein X₅ is absent and R₅ is hydrogen.

15. The compound of claim 1 or a salt or polymorph thereof further comprising a compound of formula (Ia):



- or a salt or polymorph thereof wherein X_1 is absent or lower alkylene; X_3 is absent or lower alkylidene; X_4 is absent or is lower alkylene when the dashed line between position 8 and X_4R_4 is absent; X_4 is absent when the dashed line between position 8 and X_4R_4 is present; R_1 is selected from hydrogen, alkyl, lower alkyl-sulfonyl, aryl, C_3 - C_{12} cycloalkyl or heterocyclyl, wherein aryl or heterocyclyl is each optionally substituted at one or more positions by halogen, aminosulfonyl or alkyl (optionally substituted at one or more positions by halogen); R_3 is $-C(O)-(R_6)$, $-SO_2-NH-Z_2(R_8)$ or $-C(O)-NH-Z_3(R_{10})$; when the dashed line between position 8 and X_4R_4 is absent, R_4 is aryl, wherein aryl is optionally substituted at one or more positions by lower alkyl or halogen; when the dashed line between position 8 and X_4R_4 is present, R_4 is CH-aryl or CH-heterocyclyl, wherein aryl or heterocyclyl is each optionally substituted at one or more positions by lower alkoxy or halogen; R_6 is heterocyclyl optionally substituted by one or more aryl or heterocyclyl; Z_2 is absent or alkyl; R_8 is aryl, C_3 - C_{12} cycloalkyl or heterocyclyl; Z_3 is absent, $-SO_2-$ or alkyl (wherein alkyl is optionally substituted at one or more positions by halogen, hydroxy or carbonylalkoxy); and, R_{10} is hydrogen, aryl, C_3 - C_{12} cycloalkyl or heterocyclyl, wherein aryl, C_3 - C_{12} cycloalkyl or heterocyclyl is each optionally substituted by one or more hydroxy, halogen, alkyl (optionally substituted at one or more positions by halogen), carboxy, carbonylalkoxy, carbamoylalkyl or aminosulfonyl.

16. The compound of claim 1 or a salt or polymorph thereof selected from:

1-(4-methoxy-phenyl)-1,4,5,6,7,8-hexahydro-cycloheptapyrazole-3-carboxylic acid (1,3,3-trimethyl-bicyclo[2.2.1]hept-2-yl)-amide,

1-(4-fluoro-benzyl)-1,4,5,6,7,8-hexahydro-cycloheptapyrazole-3-carboxylic acid (1,3,3-trimethyl-bicyclo[2.2.1]hept-2-yl)-amide,

- 1-benzyl-1,4,5,6,7,8-hexahydro-cycloheptapyrazole-3-carboxylic acid (1,3,3-trimethyl-bicyclo[2.2.1]hept-2-yl)-amide,
- 1-cyclohexyl-1,4,5,6,7,8-hexahydro-cycloheptapyrazole-3-carboxylic acid (1,3,3-trimethyl-bicyclo[2.2.1]hept-2-yl)-amide,
- 1-cyclohexyl-1,4,5,6,7,8-hexahydro-cycloheptapyrazole-3-carboxylic acid (adamantan-1-ylmethyl)-amide,
- 1-cyclohexyl-1,4,5,6,7,8-hexahydro-cycloheptapyrazole-3-carboxylic acid (1-adamantan-1-yl-ethyl)-amide,
- 1-cyclopentyl-1,4,5,6,7,8-hexahydro-cycloheptapyrazole-3-carboxylic acid (1,3,3-trimethyl-bicyclo[2.2.1]hept-2-yl)-amide,
- 1-cyclopentyl-1,4,5,6,7,8-hexahydro-cycloheptapyrazole-3-carboxylic acid (adamantan-1-ylmethyl)-amide,
- 1-cyclopentyl-1,4,5,6,7,8-hexahydro-cycloheptapyrazole-3-carboxylic acid (1-adamantan-1-yl-ethyl)-amide,
- 1-cyclobutyl-1,4,5,6,7,8-hexahydro-cycloheptapyrazole-3-carboxylic acid (adamantan-1-ylmethyl)-amide,
- 2-[(1-cyclohexyl-1,4,5,6,7,8-hexahydro-cycloheptapyrazole-3-carbonyl)-amino]-bicyclo[2.2.1]heptane-2-carboxylic acid ethyl ester,
- 1-benzyl-1,4,5,6,7,8-hexahydro-cycloheptapyrazole-3-carboxylic acid (1-adamantan-1-yl-ethyl)-amide,
- 1-benzyl-1,4,5,6,7,8-hexahydro-cycloheptapyrazole-3-carboxylic acid (adamantan-1-ylmethyl)-amide,
- 1-benzyl-1,4,5,6,7,8-hexahydro-cycloheptapyrazole-3-carboxylic acid [(1*S*)-1-cyclohexyl-ethyl]-amide,
- 1-benzyl-1,4,5,6,7,8-hexahydro-cycloheptapyrazole-3-carboxylic acid [(1*R*)-1-cyclohexyl-ethyl]-amide,
- (2*S*,3*R*)-3-[(2*E*)-3-[1-(4-fluoro-benzyl)-1,4,5,6,7,8-hexahydro-cycloheptapyrazol-3-yl]-acryloylamino]-bicyclo[2.2.1]heptane-2-carboxylic acid ethyl ester,
- (2*S*,3*R*)-3-[(1-benzyl-1,4,5,6,7,8-hexahydro-cycloheptapyrazole-3-carbonyl)-amino]-bicyclo[2.2.1]heptane-2-carboxylic acid ethyl ester,

(2*R*,3*S*)-3-[(1-benzyl-1,4,5,6,7,8-hexahydro-cycloheptapyrazole-3-carbonyl)-amino]-bicyclo[2.2.1]heptane-2-carboxylic acid ethyl ester,

(2*S*,3*R*)-3-[(1-benzyl-1,4,5,6,7,8-hexahydro-cycloheptapyrazole-3-carbonyl)-amino]-bicyclo[2.2.1]heptane-2-carboxylic acid tert-butyl ester,

3-[(1-benzyl-1,4,5,6,7,8-hexahydro-cycloheptapyrazole-3-carbonyl)-amino]-bicyclo[2.2.1]heptane-2-carboxylic acid ethyl ester,

8-(4-chloro-benzyl)-1-cyclohexyl-1,4,5,6,7,8-hexahydro-cycloheptapyrazole-3-carboxylic acid [(2*S*)-1,3,3-trimethyl-bicyclo[2.2.1]hept-2-yl]-amide,

(2*E*)-2-[8-(3-chloro-benzyl)-1-(2,4-dichloro-phenyl)-1,4,5,6,7,8-hexahydro-cycloheptapyrazol-3-yl]-ethenesulfonic acid [(1*S*)-1-phenyl-ethyl]-amide,

8-(3-chloro-benzyl)-1-cyclohexyl-1,4,5,6,7,8-hexahydro-cycloheptapyrazole-3-carboxylic acid [(2*S*)-1,3,3-trimethyl-bicyclo[2.2.1]hept-2-yl]-amide,

8-(3-chloro-benzyl)-1-cyclohexyl-1,4,5,6,7,8-hexahydro-cycloheptapyrazole-3-carboxylic acid [(1*S*)-1-phenyl-ethyl]-amide,

8-(3-chloro-benzyl)-1-(2,4-dichloro-phenyl)-1,4,5,6,7,8-hexahydro-cycloheptapyrazole-3-carboxylic acid [(2*S*)-1,3,3-trimethyl-bicyclo[2.2.1]hept-2-yl]-amide,

8-(4-chloro-benzyl)-1-cyclohexyl-1,4,5,6,7,8-hexahydro-cycloheptapyrazole-3-carboxylic acid adamantan-2-ylamide,

8-(3-chloro-benzyl)-1-cyclohexyl-1,4,5,6,7,8-hexahydro-cycloheptapyrazole-3-carboxylic acid adamantan-1-ylamide,

8-(3-chloro-benzyl)-1-(2,4-dichloro-phenyl)-1,4,5,6,7,8-hexahydro-cycloheptapyrazole-3-carboxylic acid adamantan-1-ylamide,

8-(4-chloro-benzyl)-1-(2,4-dichloro-phenyl)-1,4,5,6,7,8-hexahydro-cycloheptapyrazole-3-carboxylic acid cyclobutylamide,

8-(4-chloro-benzyl)-1-(2,4-dichloro-phenyl)-1,4,5,6,7,8-hexahydro-cycloheptapyrazole-3-carboxylic acid 4-trifluoromethyl-benzylamide,

8-(3-chloro-benzyl)-1-(2,4-dichloro-phenyl)-1,4,5,6,7,8-hexahydro-cycloheptapyrazole-3-carboxylic acid piperidin-1-ylamide,

1,8-bis-(4-chloro-benzyl)-1,4,5,6,7,8-hexahydro-cycloheptapyrazole-3-carboxylic acid cyclobutylamide,

8-(2-chloro-benzyl)-1-methyl-1,4,5,6,7,8-hexahydro-cycloheptapyrazole-3-carboxylic acid [(2*S*)-1,3,3-trimethyl-bicyclo[2.2.1]hept-2-yl]-amide,

1-(2,4-dichloro-phenyl)-8-(3-fluoro-benzyl)-1,4,5,6,7,8-hexahydro-cycloheptapyrazole-3-carboxylic acid cyclobutylamide,

1-(2,4-dichloro-phenyl)-8-(3-fluoro-benzyl)-1,4,5,6,7,8-hexahydro-cycloheptapyrazole-3-carboxylic acid [(2*S*)-1,3,3-trimethyl-bicyclo[2.2.1]hept-2-yl]-amide,

1-cyclohexyl-8-(3-fluoro-benzyl)-1,4,5,6,7,8-hexahydro-cycloheptapyrazole-3-carboxylic acid [(2*S*)-1,3,3-trimethyl-bicyclo[2.2.1]hept-2-yl]-amide,

1-cyclohexyl-8-(3-fluoro-benzyl)-1,4,5,6,7,8-hexahydro-cycloheptapyrazole-3-carboxylic acid [(1*S*)-1-phenyl-ethyl]-amide,

1-benzyl-8-phenyl-1,4,5,6,7,8-hexahydro-cycloheptapyrazole-3-carboxylic acid [(2*S*)-1,3,3-trimethyl-bicyclo[2.2.1]hept-2-yl]-amide,

- 1-benzyl-8-phenyl-1,4,5,6,7,8-hexahydro-cycloheptapyrazole-3-carboxylic acid [(1*S*)-1-phenyl-ethyl]-amide,
- 1-cyclohexyl-8-(3-fluoro-benzyl)-1,4,5,6,7,8-hexahydro-cycloheptapyrazole-3-carboxylic acid benzylamide,
- 1-cyclohexyl-8-(4-fluoro-benzyl)-1,4,5,6,7,8-hexahydro-cycloheptapyrazole-3-carboxylic acid [(2*S*)-1,3,3-trimethyl-bicyclo[2.2.1]hept-2-yl]-amide,
- 1-cyclohexyl-8-(4-fluoro-benzyl)-1,4,5,6,7,8-hexahydro-cycloheptapyrazole-3-carboxylic acid cyclopentylamide,
- 1-cyclohexyl-8-(4-fluoro-benzyl)-1,4,5,6,7,8-hexahydro-cycloheptapyrazole-3-carboxylic acid benzylamide,
- (2*S*)-2-[[1-cyclohexyl-8-(4-fluoro-benzyl)-1,4,5,6,7,8-hexahydro-cycloheptapyrazole-3-carbonyl]-amino]-3-(4-fluoro-phenyl)-propionic acid methyl ester,
- 1-cyclohexyl-8-(4-fluoro-benzyl)-1,4,5,6,7,8-hexahydro-cycloheptapyrazole-3-carboxylic acid [(1*S*)-1-phenyl-ethyl]-amide,
- 1-cyclohexyl-8-(4-fluoro-benzyl)-1,4,5,6,7,8-hexahydro-cycloheptapyrazole-3-carboxylic acid 4-trifluoromethyl-benzylamide,
- (8*S*)-1-cyclohexyl-8-(4-fluoro-benzyl)-1,4,5,6,7,8-hexahydro-cycloheptapyrazole-3-carboxylic acid [(1*R*)-2-hydroxy-1-phenyl-ethyl]-amide,
- (2*E*)-2-[1-cyclohexyl-8-(3-fluoro-benzyl)-1,4,5,6,7,8-hexahydro-cycloheptapyrazol-3-yl]-ethenesulfonic acid [(1*S*)-1-phenyl-ethyl]-amide,
- (2*R*)-2-[[1-(8*R*)-1-(2,4-dichloro-phenyl)-8-(3-fluoro-benzyl)-1,4,5,6,7,8-hexahydro-cycloheptapyrazole-3-carbonyl]-amino]-3-(4-fluoro-phenyl)-propionic acid methyl ester,
- (2*R*)-2-[[1-(8*S*)-1-(2,4-dichloro-phenyl)-8-(3-fluoro-benzyl)-1,4,5,6,7,8-hexahydro-cycloheptapyrazole-3-carbonyl]-amino]-3-(4-fluoro-phenyl)-propionic acid methyl ester,
- (2*R*)-2-[[1-(2,4-dichloro-phenyl)-8-(3-fluoro-benzyl)-1,4,5,6,7,8-hexahydro-cycloheptapyrazole-3-carbonyl]-amino]-3-(4-hydroxy-phenyl)-propionic acid methyl ester,
- (2*R*)-2-[[1-cyclohexyl-8-(3-fluoro-benzyl)-1,4,5,6,7,8-hexahydro-cycloheptapyrazole-3-carbonyl]-amino]-3-(4-hydroxy-phenyl)-propionic acid methyl ester,
- (2*R*)-2-[[1-cyclohexyl-8-(4-fluoro-benzyl)-1,4,5,6,7,8-hexahydro-cycloheptapyrazole-3-carbonyl]-amino]-3-(4-hydroxy-phenyl)-propionic acid methyl ester,
- 1-(2,4-dichloro-phenyl)-8-(3-fluoro-benzyl)-1,4,5,6,7,8-hexahydro-cycloheptapyrazole-3-carboxylic acid piperidin-1-ylamide,
- 1-(2,4-dichloro-phenyl)-8-(3-fluoro-benzyl)-1,4,5,6,7,8-hexahydro-cycloheptapyrazole-3-carboxylic acid morpholin-4-ylamide,
- 1-(2,4-difluoro-phenyl)-8-(3-fluoro-benzyl)-1,4,5,6,7,8-hexahydro-cycloheptapyrazole-3-carboxylic acid [(2*S*)-1,3,3-trimethyl-bicyclo[2.2.1]hept-2-yl]-amide,
- (2*E*)-2-[1-(2,4-difluoro-phenyl)-8-(3-fluoro-benzyl)-1,4,5,6,7,8-hexahydro-cycloheptapyrazol-3-yl]-ethenesulfonic acid [(1*S*)-1-phenyl-ethyl]-amide,

- (2E)-2-[8-(3-fluoro-benzyl)-1,4,5,6,7,8-hexahydro-cycloheptapyrazol-3-yl]-ethenesulfonic acid [(1S)-1-phenyl-ethyl]-amide,
- 1-(2,4-difluoro-phenyl)-8-(4-fluoro-benzyl)-1,4,5,6,7,8-hexahydro-cycloheptapyrazole-3-carboxylic acid [(2S)-1,3,3-trimethyl-bicyclo[2.2.1]hept-2-yl]-amide,
- (2R)-2-{{[1-(2,4-difluoro-phenyl)-8-(4-fluoro-benzyl)-1,4,5,6,7,8-hexahydro-cycloheptapyrazole-3-carbonyl]-amino}-3-(4-hydroxy-phenyl)-propionic acid methyl ester,
- (2E)-2-[8-(4-fluoro-benzyl)-1-methyl-1,4,5,6,7,8-hexahydro-cycloheptapyrazol-3-yl]-ethenesulfonic acid [(1S)-1-phenyl-ethyl]-amide,
- (2R)-2-{{[8-(3-chloro-benzyl)-1-(2,4-dichloro-phenyl)-1,4,5,6,7,8-hexahydro-cycloheptapyrazole-3-carbonyl]-amino}-3-(4-hydroxy-phenyl)-propionic acid methyl ester,
- (2R)-2-{{[8-(3-chloro-benzyl)-1-(2,4-dichloro-phenyl)-1,4,5,6,7,8-hexahydro-cycloheptapyrazole-3-carbonyl]-amino}-3-(4-fluoro-phenyl)-propionic acid methyl ester,
- (2E)-2-[8-(3-fluoro-benzyl)-1-methyl-1,4,5,6,7,8-hexahydro-cycloheptapyrazol-3-yl]-ethenesulfonic acid [(1S)-1-phenyl-ethyl]-amide,
- (2R,3S)-3-{{[1-cyclohexyl-8-(3-fluoro-benzyl)-1,4,5,6,7,8-hexahydro-cycloheptapyrazole-3-carbonyl]-amino}-bicyclo[2.2.1]heptane-2-carboxylic acid ethyl ester,
- (2R,3S)-3-{{[1-cyclohexyl-8-(4-fluoro-benzyl)-1,4,5,6,7,8-hexahydro-cycloheptapyrazole-3-carbonyl]-amino}-bicyclo[2.2.1]heptane-2-carboxylic acid ethyl ester,
- (2E)-2-[1-(2,4-difluoro-phenyl)-8-(4-fluoro-benzyl)-1,4,5,6,7,8-hexahydro-cycloheptapyrazol-3-yl]-ethenesulfonic acid [(1S)-1-phenyl-ethyl]-amide,
- (2E)-2-[8-(4-fluoro-benzyl)-1,4,5,6,7,8-hexahydro-cycloheptapyrazol-3-yl]-ethenesulfonic acid [(1S)-1-phenyl-ethyl]-amide,
- (2R,3S)-3-{{[8-(3-chloro-benzyl)-1-(2,4-dichloro-phenyl)-1,4,5,6,7,8-hexahydro-cycloheptapyrazole-3-carbonyl]-amino}-bicyclo[2.2.1]heptane-2-carboxylic acid ethyl ester,
- (2R,3S)-3-{{[1-(2,4-difluoro-phenyl)-8-(4-fluoro-benzyl)-1,4,5,6,7,8-hexahydro-cycloheptapyrazole-3-carbonyl]-amino}-bicyclo[2.2.1]heptane-2-carboxylic acid ethyl ester,
- (2R,3S)-3-{{[1-(2,4-difluoro-phenyl)-8-(3-fluoro-benzyl)-1,4,5,6,7,8-hexahydro-cycloheptapyrazole-3-carbonyl]-amino}-bicyclo[2.2.1]heptane-2-carboxylic acid ethyl ester,
- (8R)-8-(3-chloro-benzyl)-1-(2,4-dichloro-phenyl)-1,4,5,6,7,8-hexahydro-cycloheptapyrazole-3-carboxylic acid [(1R,2S)-2-hydroxy-indan-1-yl]-amide,
- (8S)-8-(3-chloro-benzyl)-1-(2,4-dichloro-phenyl)-1,4,5,6,7,8-hexahydro-cycloheptapyrazole-3-carboxylic acid [(1R,2S)-2-hydroxy-indan-1-yl]-amide,
- (8R)-1-cyclohexyl-8-(3-fluoro-benzyl)-1,4,5,6,7,8-hexahydro-cycloheptapyrazole-3-carboxylic acid [(1R,2S)-2-hydroxy-indan-1-yl]-amide,
- (8S)-1-cyclohexyl-8-(3-fluoro-benzyl)-1,4,5,6,7,8-hexahydro-cycloheptapyrazole-3-carboxylic acid [(1R,2S)-2-hydroxy-indan-1-yl]-amide,

(8*S*)-1-cyclohexyl-8-(4-fluoro-benzyl)-1,4,5,6,7,8-hexahydro-cycloheptapyrazole-3-carboxylic acid [(1*R*,2*S*)-2-hydroxy-indan-1-yl]-amide,

(2*E*)-2-[1-(2,4-difluoro-phenyl)-8-(4-fluoro-benzyl)-1,4,5,6,7,8-hexahydro-cycloheptapyrazol-3-yl]-ethenesulfonic acid piperidin-1-ylamide,

(2*E*)-2-[8-(4-fluoro-benzyl)-1-methyl-1,4,5,6,7,8-hexahydro-cycloheptapyrazol-3-yl]-ethenesulfonic acid morpholin-4-ylamide,

8-(4-fluoro-benzyl)-1,4,5,6,7,8-hexahydro-cycloheptapyrazole-3-carboxylic acid benzylamide,

8-(4-fluoro-benzyl)-1-methanesulfonyl-1,4,5,6,7,8-hexahydro-cycloheptapyrazole-3-carboxylic acid benzylamide,

(8*E*)-8-(4-chloro-benzylidene)-1-(2,4-dichloro-phenyl)-1,4,5,6,7,8-hexahydro-cycloheptapyrazole-3-carboxylic acid [(1*R*)-1-phenyl-ethyl]-amide,

(8*E*)-8-(4-chloro-benzylidene)-1-(2,4-dichloro-phenyl)-1,4,5,6,7,8-hexahydro-cycloheptapyrazole-3-carboxylic acid [(1*R*)-1-cyclohexyl-ethyl]-amide,

(8*E*)-8-(4-chloro-benzylidene)-1-(2,4-dichloro-phenyl)-1,4,5,6,7,8-hexahydro-cycloheptapyrazole-3-carboxylic acid piperidin-1-ylamide,

(8*E*)-8-(4-chloro-benzylidene)-1-(2,4-dichloro-phenyl)-1,4,5,6,7,8-hexahydro-cycloheptapyrazole-3-carboxylic acid morpholin-4-ylamide,

(8*E*)-8-(4-chloro-benzylidene)-1-(2,4-dichloro-phenyl)-1,4,5,6,7,8-hexahydro-cycloheptapyrazole-3-carboxylic acid 4-sulfamoyl-benzylamide,

(8*E*)-*N*-[8-(4-chloro-benzylidene)-1-(2,4-dichloro-phenyl)-1,4,5,6,7,8-hexahydro-cycloheptapyrazole-3-carbonyl]-benzenesulfonamide,

(8*E*)-8-(4-chloro-benzylidene)-1-(2,4-dichloro-phenyl)-1,4,5,6,7,8-hexahydro-cycloheptapyrazole-3-carboxylic acid [1-(4-chloro-phenyl)-ethyl]-amide,

(8*E*)-8-(4-chloro-benzylidene)-1-(2,4-dichloro-phenyl)-1,4,5,6,7,8-hexahydro-cycloheptapyrazole-3-carboxylic acid [(1*S*)-1-cyclohexyl-ethyl]-amide,

(8*E*)-8-(4-chloro-benzylidene)-1-(2,4-dichloro-phenyl)-1,4,5,6,7,8-hexahydro-cycloheptapyrazole-3-carboxylic acid [(1*S*)-1-phenyl-ethyl]-amide,

(8*E*)-8-(4-chloro-benzylidene)-1,4,5,6,7,8-hexahydro-cycloheptapyrazole-3-carboxylic acid [(1*R*)-1-cyclohexyl-ethyl]-amide,

(8*E*)-8-(4-chloro-benzylidene)-1,4,5,6,7,8-hexahydro-cycloheptapyrazole-3-carboxylic acid [(1*S*)-1-phenyl-ethyl]-amide,

(8*E*)-8-(4-chloro-benzylidene)-1,4,5,6,7,8-hexahydro-cycloheptapyrazole-3-carboxylic acid [(1*R*)-1-phenyl-ethyl]-amide,

(8*E*)-8-(4-chloro-benzylidene)-1,4,5,6,7,8-hexahydro-cycloheptapyrazole-3-carboxylic acid [(1*S*)-1-cyclohexyl-ethyl]-amide,

(8*E*)-8-(4-chloro-benzylidene)-1,4,5,6,7,8-hexahydro-cycloheptapyrazole-3-carboxylic acid piperidin-1-ylamide,

(8*E*)-8-(4-chloro-benzylidene)-1,4,5,6,7,8-hexahydro-cycloheptapyrazole-3-carboxylic acid morpholin-4-ylamide,

(8*E*)-1-(2,4-dichloro-phenyl)-8-(4-fluoro-benzylidene)-1,4,5,6,7,8-hexahydro-cycloheptapyrazole-3-carboxylic acid [(1*R*)-1-phenyl-ethyl]-amide,

(8E)-1-(2,4-dichloro-phenyl)-8-(4-fluoro-benzylidene)-1,4,5,6,7,8-hexahydro-cycloheptapyrazole-3-carboxylic acid [(1R)-1-cyclohexyl-ethyl]-amide,
(8E)-1-(2,4-dichloro-phenyl)-8-(4-fluoro-benzylidene)-1,4,5,6,7,8-hexahydro-cycloheptapyrazole-3-carboxylic acid [(1S)-1-cyclohexyl-ethyl]-amide,
(8E)-1-(2,4-dichloro-phenyl)-8-(4-fluoro-benzylidene)-1,4,5,6,7,8-hexahydro-cycloheptapyrazole-3-carboxylic acid [(1S)-1-phenyl-ethyl]-amide,
(8E)-1-(2,4-dichloro-phenyl)-8-(4-fluoro-benzylidene)-1,4,5,6,7,8-hexahydro-cycloheptapyrazole-3-carboxylic acid piperidin-1-ylamide,
(8E)-1-(2,4-dichloro-phenyl)-8-(4-fluoro-benzylidene)-1,4,5,6,7,8-hexahydro-cycloheptapyrazole-3-carboxylic acid morpholin-4-ylamide,
(8E)-8-(4-chloro-benzylidene)-1-(2,4-dichloro-phenyl)-1,4,5,6,7,8-hexahydro-cycloheptapyrazole-3-carboxylic acid pyridin-2-ylamide,
(8E)-8-(4-chloro-benzylidene)-1-(2,4-dichloro-phenyl)-1,4,5,6,7,8-hexahydro-cycloheptapyrazole-3-carboxylic acid (pyridin-2-ylmethyl)-amide,
(8E)-8-(4-chloro-benzylidene)-1-(2,4-dichloro-phenyl)-1,4,5,6,7,8-hexahydro-cycloheptapyrazole-3-carboxylic acid (pyridin-4-ylmethyl)-amide,
(8E)-8-(4-chloro-benzylidene)-1-(2,4-dichloro-phenyl)-1,4,5,6,7,8-hexahydro-cycloheptapyrazole-3-carboxylic acid (2-pyridin-2-yl-ethyl)-amide,
(2E)-2-[8-(3-chloro-benzyl)-1,4,5,6,7,8-hexahydro-cycloheptapyrazol-3-yl]-ethenesulfonic acid [(1S)-1-phenyl-ethyl]-amide,
8-(3-chloro-benzyl)-1,4,5,6,7,8-hexahydro-cycloheptapyrazole-3-carboxylic acid [(1S)-2-hydroxy-1-phenyl-ethyl]-amide,
8-(3-chloro-benzyl)-1,4,5,6,7,8-hexahydro-cycloheptapyrazole-3-carboxylic acid [(1R)-2-hydroxy-1-phenyl-ethyl]-amide,
8-(3-chloro-benzyl)-1,4,5,6,7,8-hexahydro-cycloheptapyrazole-3-carboxylic acid [(1S)-1-benzyl-2-hydroxy-ethyl]-amide,
8-(3-chloro-benzyl)-1,4,5,6,7,8-hexahydro-cycloheptapyrazole-3-carboxylic acid [(1R)-1-benzyl-2-hydroxy-ethyl]-amide,
1-(2,4-difluoro-phenyl)-8-(4-fluoro-benzyl)-1,4,5,6,7,8-hexahydro-cycloheptapyrazole-3-carboxylic acid [(1S)-2-chloro-1-phenyl-ethyl]-amide,
(8E)-8-(4-chloro-benzylidene)-1-pyridin-4-yl-1,4,5,6,7,8-hexahydro-cycloheptapyrazole-3-carboxylic acid [(1R)-1-cyclohexyl-ethyl]-amide,
(8E)-8-(4-chloro-benzylidene)-1-pyridin-4-yl-1,4,5,6,7,8-hexahydro-cycloheptapyrazole-3-carboxylic acid [(1S)-1-cyclohexyl-ethyl]-amide,
(8E)-8-(4-chloro-benzylidene)-1-(4-sulfamoyl-phenyl)-1,4,5,6,7,8-hexahydro-cycloheptapyrazole-3-carboxylic acid [(1R)-1-phenyl-ethyl]-amide,
(8E)-8-(4-chloro-benzylidene)-1-(4-sulfamoyl-phenyl)-1,4,5,6,7,8-hexahydro-cycloheptapyrazole-3-carboxylic acid [(1R)-1-cyclohexyl-ethyl]-amide,
8-(3-chloro-benzyl)-1-(4-trifluoromethyl-pyrimidin-2-yl)-1,4,5,6,7,8-hexahydro-cycloheptapyrazole-3-carboxylic acid [(1R)-1-benzyl-2-hydroxy-ethyl]-amide,
(8E)-[1-(2,4-dichloro-phenyl)-8-(4-fluoro-benzylidene)-1,4,5,6,7,8-hexahydro-cycloheptapyrazol-3-yl]-(2-pyridin-2-yl-pyrrolidin-1-yl)-methanone,

- (8E)-8-(4-chloro-benzylidene)-1-(2-chloro-phenyl)-1,4,5,6,7,8-hexahydro-cycloheptapyrazole-3-carboxylic acid [(1R)-1-cyclohexyl-ethyl]-amide,
- (8E)-8-(4-chloro-benzylidene)-1-(2-chloro-phenyl)-1,4,5,6,7,8-hexahydro-cycloheptapyrazole-3-carboxylic acid [(1R)-1-phenyl-ethyl]-amide,
- (8E)-8-(4-chloro-benzylidene)-1-(2,5-dichloro-phenyl)-1,4,5,6,7,8-hexahydro-cycloheptapyrazole-3-carboxylic acid [(1R)-1-phenyl-ethyl]-amide,
- (8E)-8-(4-chloro-benzylidene)-1-(2,5-dichloro-phenyl)-1,4,5,6,7,8-hexahydro-cycloheptapyrazole-3-carboxylic acid [(1R)-1-cyclohexyl-ethyl]-amide,
- (8E)-8-(4-chloro-benzylidene)-1-(2,5-dichloro-phenyl)-1,4,5,6,7,8-hexahydro-cycloheptapyrazole-3-carboxylic acid [(1S)-1-cyclohexyl-ethyl]-amide,
- (8E)-8-(4-chloro-benzylidene)-1-(2,5-dichloro-phenyl)-1,4,5,6,7,8-hexahydro-cycloheptapyrazole-3-carboxylic acid [(1S)-1-phenyl-ethyl]-amide,
- (8E)-1-(2,4-dichloro-phenyl)-8-(4-fluoro-benzylidene)-1,4,5,6,7,8-hexahydro-cycloheptapyrazole-3-carboxylic acid [(1R)-1-phenyl-propyl]-amide,
- (8E)-1-(2,4-dichloro-phenyl)-8-(4-fluoro-benzylidene)-1,4,5,6,7,8-hexahydro-cycloheptapyrazole-3-carboxylic acid [(1S)-2-hydroxy-1-phenyl-ethyl]-amide,
- (8E)-1-(2,4-dichloro-phenyl)-8-(4-fluoro-benzylidene)-1,4,5,6,7,8-hexahydro-cycloheptapyrazole-3-carboxylic acid (1-methyl-1-phenyl-ethyl)-amide,
- (8E)-[1-(2,4-dichloro-phenyl)-8-(4-fluoro-benzylidene)-1,4,5,6,7,8-hexahydro-cycloheptapyrazol-3-yl]-(3,4,5,6-tetrahydro-2H-[2,2']bipyridinyl-1-yl)-methanone,
- (8E)-1-(2,4-dichloro-phenyl)-8-(4-fluoro-benzylidene)-1,4,5,6,7,8-hexahydro-cycloheptapyrazole-3-carboxylic acid (1R)-indan-1-ylamide,
- (8E)-1-(2,4-dichloro-phenyl)-8-(4-fluoro-benzylidene)-1,4,5,6,7,8-hexahydro-cycloheptapyrazole-3-carboxylic acid [(1S,2R)-2-hydroxy-indan-1-yl]-amide,
- (8E)-1-(2,4-dichloro-phenyl)-8-(4-fluoro-benzylidene)-1,4,5,6,7,8-hexahydro-cycloheptapyrazole-3-carboxylic acid (1,2,3,4-tetrahydro-naphthalen-1-yl)-amide,
- (8E)-1-(2,4-dichloro-phenyl)-8-(4-methoxy-benzylidene)-1,4,5,6,7,8-hexahydro-cycloheptapyrazole-3-carboxylic acid (pyridin-2-ylmethyl)-amide,
- (8E)-1-(2,4-dichloro-phenyl)-8-(4-methoxy-benzylidene)-1,4,5,6,7,8-hexahydro-cycloheptapyrazole-3-carboxylic acid (1-methyl-1-phenyl-ethyl)-amide,
- (8E)-1-(2,4-dichloro-phenyl)-8-(4-methoxy-benzylidene)-1,4,5,6,7,8-hexahydro-cycloheptapyrazole-3-carboxylic acid [(1R)-1-phenyl-ethyl]-amide,
- (8E)-1-(2,4-dichloro-phenyl)-8-(4-methoxy-benzylidene)-1,4,5,6,7,8-hexahydro-cycloheptapyrazole-3-carboxylic acid [(1S)-1-phenyl-ethyl]-amide,
- (8E)-1-(2,4-dichloro-phenyl)-8-(4-methoxy-benzylidene)-1,4,5,6,7,8-hexahydro-cycloheptapyrazole-3-carboxylic acid [(1R)-1-cyclohexyl-ethyl]-amide,
- (8E)-1-(2,4-dichloro-phenyl)-8-(4-methoxy-benzylidene)-1,4,5,6,7,8-hexahydro-cycloheptapyrazole-3-carboxylic acid [(1S)-2-hydroxy-1-phenyl-ethyl]-amide,
- (8E)-1-(2,4-dichloro-phenyl)-8-(4-methoxy-benzylidene)-1,4,5,6,7,8-hexahydro-cycloheptapyrazole-3-carboxylic acid (1R)-indan-1-ylamide,
- (8E)-1-(2,4-dichloro-phenyl)-8-(4-methoxy-benzylidene)-1,4,5,6,7,8-hexahydro-cycloheptapyrazole-3-carboxylic acid piperidin-1-ylamide,

(8E)-1-(2,4-dichloro-phenyl)-8-(4-methoxy-benzylidene)-1,4,5,6,7,8-hexahydro-cycloheptapyrazole-3-carboxylic acid (1-pyridin-2-yl-ethyl)-amide,

(8E)-[8-(4-chloro-benzylidene)-1,4,5,6,7,8-hexahydro-cycloheptapyrazol-3-yl]-piperidin-1-yl-methanone,

(8E)-1-(2,4-dichloro-phenyl)-8-(4-fluoro-benzylidene)-1,4,5,6,7,8-hexahydro-cycloheptapyrazole-3-carboxylic acid (1-pyridin-2-yl-ethyl)-amide,

(8E)-1-(2,4-dichloro-phenyl)-8-(4-fluoro-benzylidene)-1,4,5,6,7,8-hexahydro-cycloheptapyrazole-3-carboxylic acid [(1R)-1-pyridin-2-yl-ethyl]-amide,

(8E)-1-(2,4-dichloro-phenyl)-8-(4-methoxy-benzylidene)-1,4,5,6,7,8-hexahydro-cycloheptapyrazole-3-carboxylic acid (hexahydro-cyclopenta[c]pyrrol-2-yl)-amide,

(8E)-1-(2,4-dichloro-phenyl)-8-(4-methoxy-benzylidene)-1,4,5,6,7,8-hexahydro-cycloheptapyrazole-3-carboxylic acid [(1R)-1-pyridin-2-yl-ethyl]-amide,

(8S)-8-(3-chloro-benzyl)-1,4,5,6,7,8-hexahydro-cycloheptapyrazole-3-carboxylic acid [(1R)-2-hydroxy-1-phenyl-ethyl]-amide,

(8R)-8-(3-chloro-benzyl)-1,4,5,6,7,8-hexahydro-cycloheptapyrazole-3-carboxylic acid [(1R)-2-hydroxy-1-phenyl-ethyl]-amide,

(8R)-8-(3-chloro-benzyl)-1,4,5,6,7,8-hexahydro-cycloheptapyrazole-3-carboxylic acid [(1S)-2-hydroxy-1-phenyl-ethyl]-amide,

(8S)-8-(3-chloro-benzyl)-1,4,5,6,7,8-hexahydro-cycloheptapyrazole-3-carboxylic acid [(1S)-2-hydroxy-1-phenyl-ethyl]-amide,

(2E)-2-[(8R)-8-(3-fluoro-benzyl)-1,4,5,6,7,8-hexahydro-cycloheptapyrazol-3-yl]-ethenesulfonic acid [(1S)-1-phenyl-ethyl]-amide,

(8E)-8-(4-chloro-benzylidene)-1,4,5,6,7,8-hexahydro-cycloheptapyrazole-3-carboxylic acid [(1R)-2-hydroxy-1-phenyl-ethyl]-amide,

(2E,8E)-2-[8-(4-chloro-benzylidene)-1,4,5,6,7,8-hexahydro-cycloheptapyrazol-3-yl]-ethenesulfonic acid [(1S)-1-phenyl-ethyl]-amide,

(8E)-(2S)-2-[[8-(4-chloro-benzylidene)-1,4,5,6,7,8-hexahydro-cycloheptapyrazole-3-carbonyl]-amino]-3-(4-fluoro-phenyl)-propionic acid methyl ester,

(8E)-8-(3-chloro-benzylidene)-1,4,5,6,7,8-hexahydro-cycloheptapyrazole-3-carboxylic acid [(1R)-2-hydroxy-1-phenyl-ethyl]-amide,

(8E)-(2S)-2-[[8-(3-chloro-benzylidene)-1,4,5,6,7,8-hexahydro-cycloheptapyrazole-3-carbonyl]-amino]-3-(4-fluoro-phenyl)-propionic acid methyl ester,

(8E)-(2S)-2-[[8-(3-fluoro-benzylidene)-1-methyl-1,4,5,6,7,8-hexahydro-cycloheptapyrazole-3-carbonyl]-amino]-3-(4-fluoro-phenyl)-propionic acid methyl ester,

(8E)-8-(3-fluoro-benzylidene)-1-methyl-1,4,5,6,7,8-hexahydro-cycloheptapyrazole-3-carboxylic acid [(1R)-2-hydroxy-1-phenyl-ethyl]-amide,

(8E)-(2S)-8-(3-fluoro-benzylidene)-1-methyl-1,4,5,6,7,8-hexahydro-cycloheptapyrazole-3-carboxylic acid [1-hydroxymethyl-2-(4-hydroxy-phenyl)-ethyl]-amide,

(8E)-(2R)-2-{{[8-(3-chloro-benzylidene)-1,4,5,6,7,8-hexahydro-cycloheptapyrazole-3-carbonyl]-amino}-3-(4-fluoro-phenyl)-propionic acid methyl ester,

(8E)-(2R)-2-{{[8-(4-chloro-benzylidene)-1,4,5,6,7,8-hexahydro-cycloheptapyrazole-3-carbonyl]-amino}-3-(4-fluoro-phenyl)-propionic acid methyl ester, or

(8E)-(2R)-2-{{[8-(3-fluoro-benzylidene)-1-methyl-1,4,5,6,7,8-hexahydro-cycloheptapyrazole-3-carbonyl]-amino}-3-(4-fluoro-phenyl)-propionic acid methyl ester.

17. A method for treating, ameliorating or preventing a cannabinoid receptor mediated syndrome, disorder or disease in a subject in need thereof comprising the step of administering to the subject an effective amount of a compound of any one of claims 1 to 16.
- 5 18. The method of claim 17 wherein the cannabinoid receptor is a CB1 or CB2 receptor; and, the compound of any one of claims 1 to 16 is an agonist, antagonist or inverse-agonist of the receptor.
- 10 19. The method of claim 17 wherein the syndrome, disorder or disease is related to appetite, metabolism, diabetes, glaucoma-associated intraocular pressure, social and mood disorders, seizures, substance abuse, learning, cognition or memory, organ contraction or muscle spasm, bowel disorders, respiratory disorders, locomotor activity or movement disorders, immune and inflammation disorders, unregulated cell growth, pain management or neuroprotection.
- 15 20. The method of claim 17 wherein the effective amount of the compound of any one of claims 1 to 16 is from about 0.001 mg/kg/day to about 300 mg/kg/day.
- 20 21. The method of claim 17 further comprising treating, ameliorating or preventing a CB1 receptor inverse-agonist mediated appetite related, obesity related or metabolism related syndrome, disorder or disease in a subject in need thereof comprising the step of administering to the subject an effective amount of a CB1 inverse-agonist compound of any one of claims 1 to 16.
22. The method of claim 21 wherein the effective amount of the compound of any one of claims 1 to 16 is from about 0.001 mg/kg/day to about 300 mg/kg/day.

23. The method of claim 17 further comprising the step of administering to the subject a combination product and/or therapy comprising an effective amount of a compound of any one of claims 1 to 16 and a therapeutic agent.
24. The method of claim 23 wherein the therapeutic agent is an anticonvulsant or a contraceptive agent.
25. The method of claim 24 wherein the anticonvulsant is topiramate, analogs of topiramate, carbamazepine, valproic acid, lamotrigine, gabapentin, phenytoin and the like and mixtures or pharmaceutically acceptable salts thereof.
26. The method of claim 24 wherein the contraceptive agent is a progestin-only contraceptive, a contraceptive having a progestin component and an estrogen component, or an oral contraceptive optionally having a folic acid component.
27. A method of contraception in a subject comprising the step of administering to the subject a composition, wherein the composition comprises a contraceptive and a CB1 receptor inverse-agonist or antagonist compound of any one of claims 1 to 16, wherein the composition reduces the urge to smoke in the subject and/or assists the subject in losing weight.
28. Use of a compound according to any one of claims 1 to 16 in the manufacture of a medicament for treating, ameliorating or preventing a cannabinoid receptor mediated syndrome, disorder or disease in a subject.
29. Use of a compound according to any one of claims 1 to 16 in the manufacture of a medicament for contraception and to reduce the urge to smoke and/or assists the subject in losing weight wherein the medicament also comprises a contraceptive.
30. A compound having the structure of Formula (I); use of a compound according to Formula (I) or a method according to claim 17 or claim 27 substantially as herein described with reference to any one of the examples but excluding comparative examples.