



US00D343044S

United States Patent [19]

[11] Patent Number: **Des. 343,044**

Kilgore et al.

[45] Date of Patent: **** Jan. 11, 1994**

- [54] **MIDSOLE OF A SHOE** 4,918,841 4/1990 Turner et al. 36/114
- [75] Inventors: **Bruce Kilgore, Lake Oswego; Nancy Dalton, Portland, both of Oreg.**
- [73] Assignee: **Nike, Inc., Beaverton, Oreg.**
- [**] Term: **14 Years**
- [21] Appl. No.: **857,808**
- [22] Filed: **Mar. 26, 1992**
- [52] U.S. Cl. **D2/977**
- [58] Field of Search D2/264, 265, 277, 308-314, 317-323; 36/25 R, 30 R, 32 R, 83, 84, 28, 29, 89, 100-107, 112-114, 132, 136

OTHER PUBLICATIONS

Nike catalogs—Fall 1989, pp. 22, 28; Spring 1989 Nike catalog, pp. 30, 76; Spring 1990 Nike catalog, pp. 8, 86, 10; Fall 1991 Nike catalog, pp. 8, 12, 16; Spring 1991 Nike catalog, pp. 36, 42; Spring 1992 Nike catalog, pp. 8, 16, 22, 24; Fall 1992 Nike catalog, pp. 8, 10.

Primary Examiner—Louis S. Zarfaz
Attorney, Agent, or Firm—Banner, Birch, McKie & Beckett

CLAIM

[57] The ornamental design for a midsole of a shoe, as shown and described.

References Cited

U.S. PATENT DOCUMENTS

- D. 297,885 10/1988 Tong D2/320
- D. 311,810 11/1990 Hatfield D2/320
- D. 312,917 12/1990 Hatfield D2/314
- D. 313,113 12/1990 Aveni D2/320
- D. 315,442 3/1991 Kilgore et al. D2/320
- D. 316,324 4/1991 Rogers D2/320
- D. 319,337 8/1991 Hatfield D2/320
- D. 321,585 11/1991 Rogers D2/314
- D. 321,974 12/1991 Hatfield D2/320
- D. 321,978 12/1991 Hatfield D2/320
- D. 322,506 12/1991 Rogers D2/314
- D. 322,507 12/1991 Hatfield D2/314
- D. 323,423 1/1992 Rogers D2/320
- D. 324,762 3/1992 Hatfield D2/318
- D. 325,464 4/1992 Smith D2/314
- D. 333,034 2/1993 McDonald D2/320
- D. 333,208 2/1993 Lucas D2/314
- 4,236,326 12/1980 Inohara 36/29

DESCRIPTION

FIG. 1 is a side elevational view of a shoe midsole showing my new design;
 FIG. 2 is a side elevation view of the other side of the midsole of a shoe;
 FIG. 3 is a rear elevation view of a midsole of a shoe;
 FIG. 4 is a cross sectional view taken through line 4—4 of FIG. 1;
 FIG. 5 is a cross sectional view taken through line 5—5 of FIG. 1;
 FIG. 6 is a front elevational view of a midsole of a shoe; and,
 FIG. 7 is a cross sectional view taken through line 7—7 of FIG. 1.
 The broken line showing the sole and upper portion of the shoe in FIGS. 1,2,3, and 6 are for illustrative purposes and form no part of the claimed design.

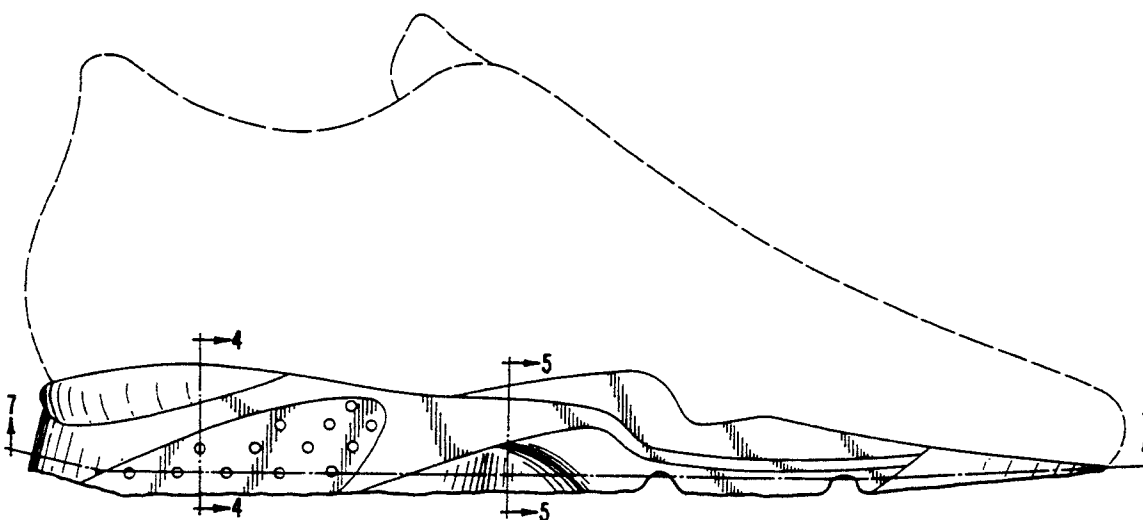
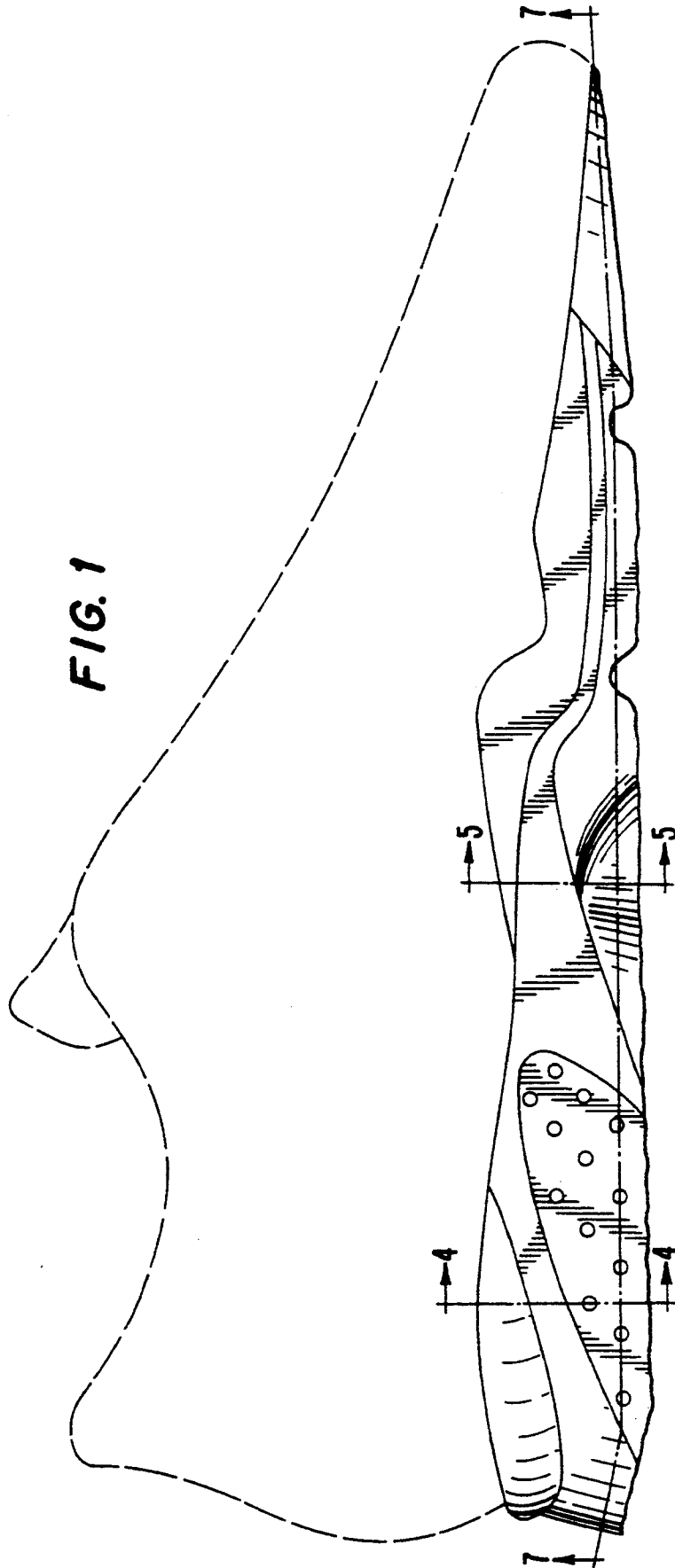


FIG. 1



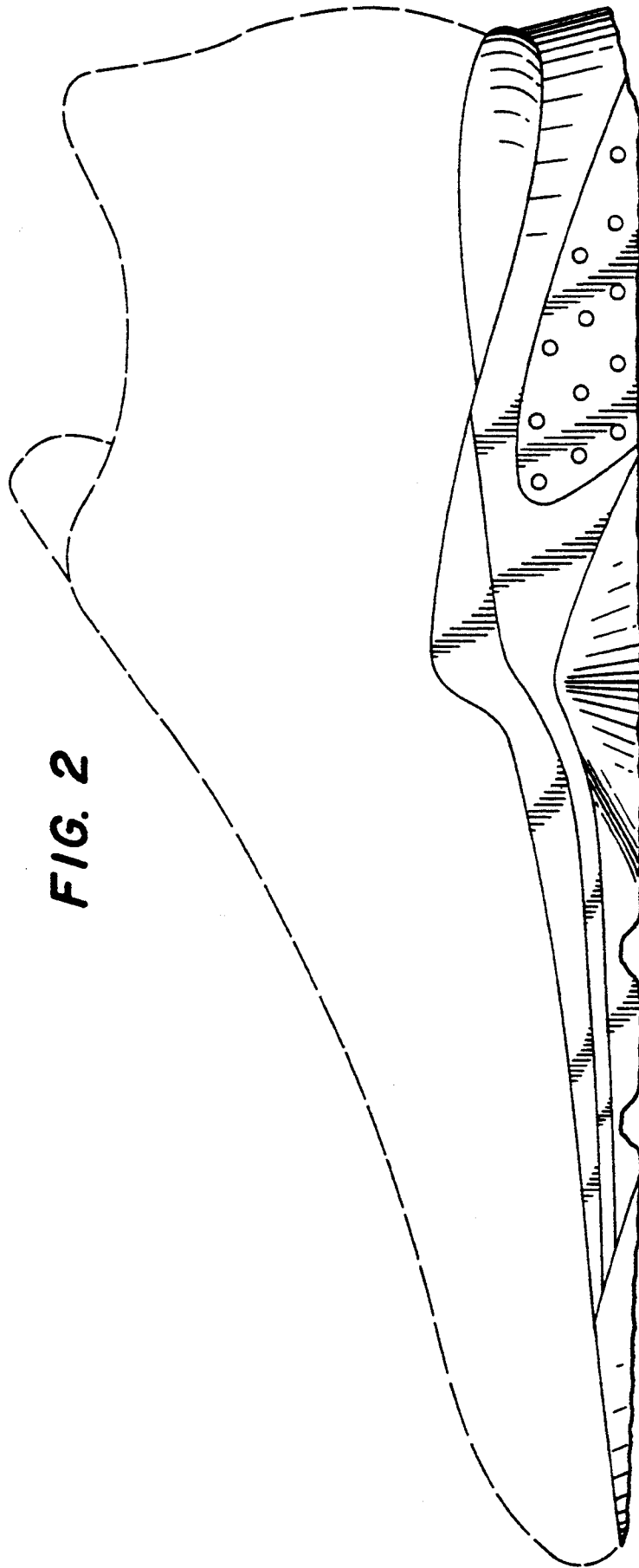


FIG. 2

FIG. 5



FIG. 4



FIG. 6

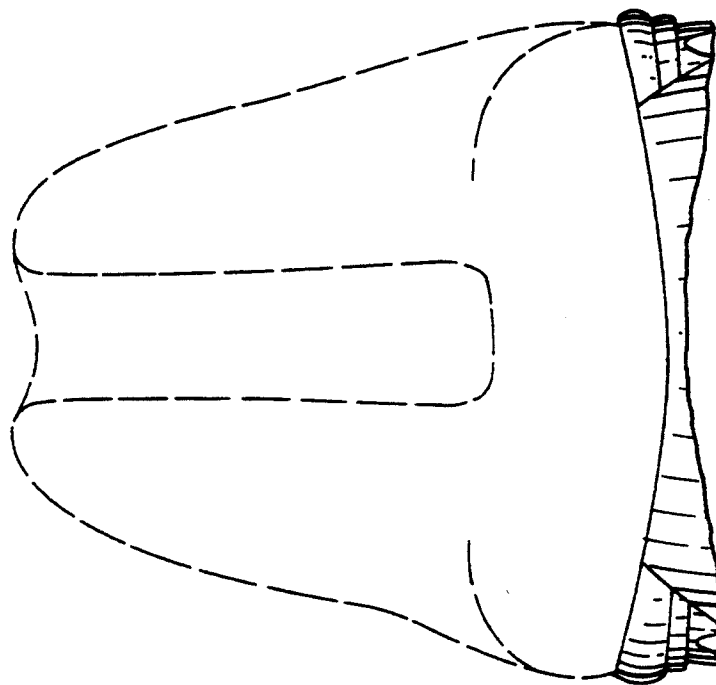


FIG. 3

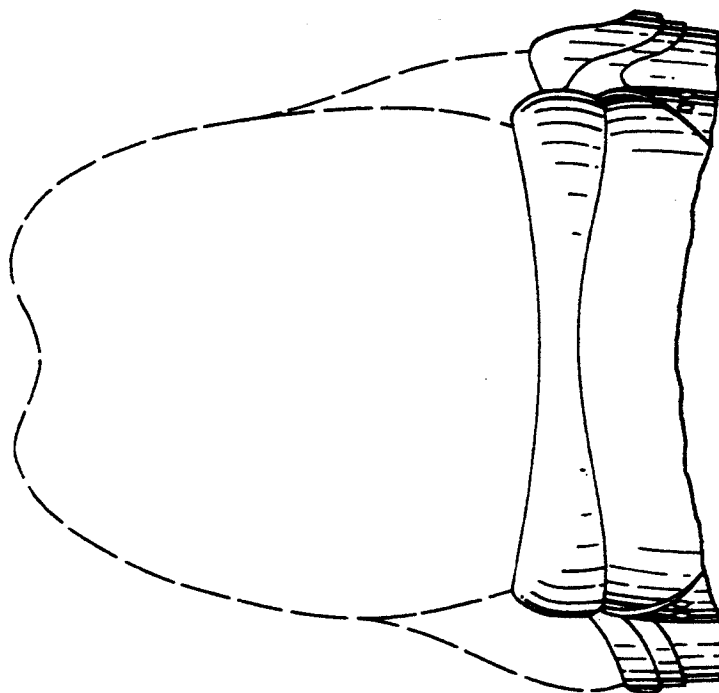


FIG. 7

