



(51) International Patent Classification:

C12N 7/04 (2006.01) A61K 39/00 (2006.01)
C07K 14/165 (2006.01) A61K 39/215 (2006.01)

(21) International Application Number:

PCT/GB2015/052124

(22) International Filing Date:

23 July 2015 (23.07.2015)

(25) Filing Language:

English

(26) Publication Language:

English

(30) Priority Data:

1413020.7 23 July 2014 (23.07.2014) GB

(71) Applicant: **THE PIRBRIGHT INSTITUTE** [GB/GB];
Ash Road, Pirbright, Woking, Surrey GU24 0NF (GB).

(72) Inventors: **BICKERTON, Erica**; c/o The Pirbright Institute, Ash Road, Pirbright, Woking, Surrey GU24 0NF (GB). **KEEP, Sarah**; c/o The Pirbright Institute, Ash Road, Pirbright, Woking, Surrey GU24 0NF (GB). **BRITTON, Paul**; c/o The Pirbright Institute, Ash Road, Pirbright, Woking, Surrey GU24 0NF (GB).

(74) Agent: **ELMHIRST, Elizabeth**; 120 Holborn, London EC1N 2DY (GB).

(81) Designated States (unless otherwise indicated, for every

kind of national protection available): AE, AG, AL, AM, AO, AT, AU, AZ, BA, BB, BG, BH, BN, BR, BW, BY, BZ, CA, CH, CL, CN, CO, CR, CU, CZ, DE, DK, DM, DO, DZ, EC, EE, EG, ES, FI, GB, GD, GE, GH, GM, GT, HN, HR, HU, ID, IL, IN, IR, IS, JP, KE, KG, KN, KP, KR, KZ, LA, LC, LK, LR, LS, LU, LY, MA, MD, ME, MG, MK, MN, MW, MX, MY, MZ, NA, NG, NI, NO, NZ, OM, PA, PE, PG, PH, PL, PT, QA, RO, RS, RU, RW, SA, SC, SD, SE, SG, SK, SL, SM, ST, SV, SY, TH, TJ, TM, TN, TR, TT, TZ, UA, UG, US, UZ, VC, VN, ZA, ZM, ZW.

(84) Designated States (unless otherwise indicated, for every

kind of regional protection available): ARIPO (BW, GH, GM, KE, LR, LS, MW, MZ, NA, RW, SD, SL, ST, SZ, TZ, UG, ZM, ZW), Eurasian (AM, AZ, BY, KG, KZ, RU, TJ, TM), European (AL, AT, BE, BG, CH, CY, CZ, DE, DK, EE, ES, FI, FR, GB, GR, HR, HU, IE, IS, IT, LT, LU, LV, MC, MK, MT, NL, NO, PL, PT, RO, RS, SE, SI, SK, SM, TR), OAPI (BF, BJ, CF, CG, CI, CM, GA, GN, GQ, GW, KM, ML, MR, NE, SN, TD, TG).

Published:

— with international search report (Art. 21(3))



WO 2016/012793 A1

(54) Title: CORONAVIRUS

(57) Abstract: The present invention provides a live, attenuated coronavirus comprising a variant replicase gene encoding polyproteins comprising a mutation in one or more of non-structural protein(s) (nsp)-10, nsp-14, nsp-15 or nsp-16. The coronavirus may be used as a vaccine for treating and/or preventing a disease, such as infectious bronchitis, in a subject.

CORONAVIRUS

FIELD OF THE INVENTION

5 The present invention relates to an attenuated coronavirus comprising a variant replicase gene, which causes the virus to have reduced pathogenicity. The present invention also relates to the use of such a coronavirus in a vaccine to prevent and/or treat a disease.

BACKGROUND TO THE INVENTION

10 Avian infectious bronchitis virus (IBV), the aetiological agent of infectious bronchitis (IB), is a highly infectious and contagious pathogen of domestic fowl that replicates primarily in the respiratory tract but also in epithelial cells of the gut, kidney and oviduct. IBV is a member of the Order *Nidovirales*, Family *Coronaviridae*, Subfamily *Coronavirinae* and
15 Genus *Gammacoronavirus*; genetically very similar coronaviruses cause disease in turkeys, guinea fowl and pheasants.

Clinical signs of IB include sneezing, tracheal rales, nasal discharge and wheezing. Meat-type birds have reduced weight gain, whilst egg-laying birds lay fewer eggs and
20 produce poor quality eggs. The respiratory infection predisposes chickens to secondary bacterial infections which can be fatal in chicks. The virus can also cause permanent damage to the oviduct, especially in chicks, leading to reduced egg production and quality; and kidney, sometimes leading to kidney disease which can be fatal.

25 IBV has been reported to be responsible for more economic loss to the poultry industry than any other infectious disease. Although live attenuated vaccines and inactivated vaccines are universally used in the control of IBV, the protection gained by use of vaccination can be lost either due to vaccine breakdown or the introduction of a new IBV serotype that is not related to the vaccine used, posing a risk to the poultry industry.

30 Further, there is a need in the industry to develop vaccines which are suitable for use *in ovo*, in order to improve the efficiency and cost-effectiveness of vaccination programmes. A major challenge associated with *in ovo* vaccination is that the virus must be capable of replicating in the presence of maternally-derived antibodies against the virus, without
35 being pathogenic to the embryo. Current IBV vaccines are derived following multiple passage in embryonated eggs, this results in viruses with reduced pathogenicity for chickens, so that they can be used as live attenuated vaccines. However such viruses almost always show an *increased* virulence to embryos and therefore cannot be used for

in ovo vaccination as they cause reduced hatchability. A 70% reduction in hatchability is seen in some cases.

5 Attenuation following multiple passage in embryonated eggs also suffers from other disadvantages. It is an empirical method, as attenuation of the viruses is random and will differ every time the virus is passaged, so passage of the same virus through a different series of eggs for attenuation purposes will lead to a different set of mutations leading to attenuation. There are also efficacy problems associated with the process: some mutations will affect the replication of the virus and some of the mutations may make the virus too attenuated. Mutations can also occur in the S gene which may also affect immunogenicity so that the desired immune response is affected and the potential vaccine may not protect against the required serotype. In addition there are problems associated with reversion to virulence and stability of vaccines.

15 It is important that new and safer vaccines are developed for the control of IBV. Thus there is a need for IBV vaccines which are not associated with these issues, in particular vaccines which may be used for *in ovo* vaccination.

SUMMARY OF ASPECTS OF THE INVENTION

20 The present inventors have used a reverse genetics approach in order to rationally attenuate IBV. This approach is much more controllable than random attenuation following multiple passages in embryonated eggs because the position of each mutation is known and its effect on the virus, i.e. the reason for attenuation, can be derived.

25 Using their reverse genetics approach, the present inventors have identified various mutations which cause the virus to have reduced levels of pathogenicity. The levels of pathogenicity may be reduced such that when the virus is administered to an embryonated egg, it is capable of replicating without being pathogenic to the embryo. Such viruses may be suitable for *in ovo* vaccination, which is a significant advantage and has improvement over attenuated IBV vaccines produced following multiple passage in embryonated eggs.

35 Thus in a first aspect, the present invention provides a live, attenuated coronavirus comprising a variant replicase gene encoding polyproteins comprising a mutation in one or more of non-structural protein(s) (nsp)-10, nsp-14, nsp-15 or nsp-16.

The variant replicase gene may encode a protein comprising one or more amino acid mutations selected from the list of:

- 5 Pro to Leu at position 85 of SEQ ID NO: 6,
Val to Leu at position 393 of SEQ ID NO: 7;
Leu to Ile at position 183 of SEQ ID NO: 8;
Val to Ile at position 209 of SEQ ID NO: 9.

10 The replicase gene may encode a protein comprising the amino acid mutation Pro to Leu at position 85 of SEQ ID NO: 6.

The replicase gene may encode a protein comprising the amino acid mutations Val to Leu at position 393 of SEQ ID NO: 7; Leu to Ile at position 183 of SEQ ID NO: 8; and Val to Ile at position 209 of SEQ ID NO: 9.

15 The replicase gene may encode a protein comprising the amino acid mutations Pro to Leu at position 85 of SEQ ID NO: 6; Val to Leu at position 393 of SEQ ID NO: 7; Leu to Ile at position 183 of SEQ ID NO: 8; and Val to Ile at position 209 of SEQ ID NO: 9.

20 The replicase gene may comprise one or more nucleotide substitutions selected from the list of:

- C to T at nucleotide position 12137;
G to C at nucleotide position 18114;
T to A at nucleotide position 19047; and
25 G to A at nucleotide position 20139;
compared to the sequence shown as SEQ ID NO: 1.

The coronavirus may be an infectious bronchitis virus (IBV).

30 The coronavirus may be IBV M41.

The coronavirus may comprise an S protein at least part of which is from an IBV serotype other than M41.

35 For example, the S1 subunit or the entire S protein may be from an IBV serotype other than M41.

The coronavirus according to the first aspect of the invention has reduced pathogenicity compared to a coronavirus expressing a corresponding wild-type replicase, such that when the virus is administered to an embryonated egg, it is capable of replicating without
5 being pathogenic to the embryo.

In a second aspect, the present invention provides a variant replicase gene as defined in connection with the first aspect of the invention.

10 In a third aspect, the present invention provides a protein encoded by a variant coronavirus replicase gene according to the second aspect of the invention.

In a fourth aspect, the present invention provides a plasmid comprising a replicase gene according to the second aspect of the invention.

15 In a fifth aspect, the present invention provides a method for making the coronavirus according to the first aspect of the invention which comprises the following steps:

(i) transfecting a plasmid according to the fourth aspect of the invention into a host cell;

20 (ii) infecting the host cell with a recombining virus comprising the genome of a coronavirus strain with a replicase gene;

(iii) allowing homologous recombination to occur between the replicase gene sequences in the plasmid and the corresponding sequences in the recombining virus genome to produce a modified replicase gene; and

25 (iv) selecting for recombining virus comprising the modified replicase gene.

The recombining virus may be a vaccinia virus.

The method may also include the step:

30 (v) recovering recombinant coronavirus comprising the modified replicase gene from the DNA from the recombining virus from step (iv).

In a sixth aspect, the present invention provides a cell capable of producing a coronavirus according to the first aspect of the invention.

35 In a seventh aspect, the present invention provides a vaccine comprising a coronavirus according to the first aspect of the invention and a pharmaceutically acceptable carrier.

In an eighth aspect, the present invention provides a method for treating and/or preventing a disease in a subject which comprises the step of administering a vaccine according to the seventh aspect of the invention to the subject.

5

Further aspects of the invention provide:

- the vaccine according to the seventh aspect of the invention for use in treating and/or preventing a disease in a subject.

- use of a coronavirus according to the first aspect of the invention in the manufacture of a vaccine for treating and/or preventing a disease in a subject.

10

The disease may be infectious bronchitis (IB).

The method of administration of the vaccine may be selected from the group consisting of; eye drop administration, intranasal administration, drinking water administration, post-hatch injection and *in ovo* injection.

15

Vaccination may be by *in ovo* vaccination.

The present invention also provides a method for producing a vaccine according to the seventh aspect of the invention, which comprises the step of infecting a cell according to the sixth aspect of the invention with a coronavirus according to the first aspect of the invention.

20

25 DESCRIPTION OF THE FIGURES

Figure 1 - Growth kinetics of M41-R-6 and M41-R-12 compared to M41-CK (M41 EP4) on CK cells

30 **Figure 2** – Clinical signs, snicking and wheezing, associated with M41-R-6 and M41-R-12 compared to M41-CK (M41 EP4) and Beau-R (Bars show mock, Beau-R, M41-R 6, M41-R 12, M41-CK EP4 from left to right of each timepoint).

Figure 3 - Ciliary activity of the viruses in tracheal rings isolated from tracheas taken from infected chicks. 100% ciliary activity indicates no effect by the virus; apathogenic, 0% activity indicates complete loss of ciliary activity, complete ciliostasis, indicating the virus is pathogenic (Bars show mock, Beau-R, M41-R 6, M41-R 12, M41-CK EP4 from left to right of each timepoint).

35

Figure 4 - Clinical signs, snicking, associated with M41R-nsp10rep and M41R-nsp14,15,16rep compared to M41-R-12 and M41-CK (M41 EP5) (Bars show mock, M41-R12; M41R-nsp10rep; M41R-nsp14,15,16rep and M41-CK EP5 from left to right of each timepoint).

Figure 5 - Ciliary activity of M41R-nsp10rep and M41R-nsp14,15,16rep compared to M41-R-12 and M41-CK in tracheal rings isolated from tracheas taken from infected chicks (Bars show mock; M41-R12; M41R-nsp10rep; M41R-nsp14,15,16rep and M41-CK EP5 from left to right of each timepoint).

Figure 6 - Clinical signs, snicking, associated with M41R-nsp10, 15rep, M41R-nsp10, 14, 15rep, M41R-nsp10, 14, 16rep, M41R-nsp10, 15, 16rep and M41-K compared to M41-CK (Bars show mock, M41R-nsp10,15rep1; M41R-nsp10,14,16rep4; M41R-nsp10,15,16rep8; M41R-nsp10,14,15rep10; M41-K6 and M41-CK EP4 from left to right of each timepoint).

Figure 7 - Clinical signs, wheezing, associated with M41R-nsp10, 15rep, M41R-nsp10, 14, 15rep, M41R-nsp10, 14, 16rep, M41R-nsp10, 15, 16rep and M41-K compared to M41-CK (Bars show mock, M41R-nsp10,15rep1; M41R-nsp10,14,16rep4; M41R-nsp10,15,16rep8; M41R-nsp10,14,15rep10; M41-K6 and M41-CK EP4 from left to right of each timepoint).

Figure 8 - Ciliary activity of M41R-nsp10, 15rep, M41R-nsp10, 14, 15rep, M41R-nsp10, 14, 16rep, M41R-nsp10, 15, 16rep and M41-K compared to M41-CK in tracheal rings isolated from tracheas taken from infected chicks (Bars show mock, M41R-nsp10,15rep1; M41R-nsp10,14,16rep4; M41R-nsp10,15,16rep8; M41R-nsp10,14,15rep10; M41-K6 and M41-CK EP4 from left to right of each timepoint).

Figure 9 - Growth kinetics of rIBVs compared to M41-CK on CK cells. Fig 9A shows the results for M41-R and M41-K. Fig 9B shows the results for M41-nsp10 rep; M41R-nsp14, 15, 16 rep; M41R-nsp10, 15 rep; M41R-nsp10, 15, 16 rep; M41R-nsp10, 14, 15 rep; and M41R-nsp10, 14, 16.

Figure 10 – Position of amino acid mutations in mutated nsp10, nsp14, nsp15 and nsp16 sequences.

Figure 11 – A) Snicking; B) Respiratory symptoms (wheezing and rales combined) and C) Ciliary activity of rIBV M41R-nsp 10,14 rep and rIBV M41R-nsp 10,16 rep compared to M41-CK (Bars show mock, M41R-nsp10,14rep; M41R-nsp10,16rep and M41-K from left to right of each timepoint).

5

DETAILED DESCRIPTION

The present invention provides a coronavirus comprising a variant replicase gene which, when expressed in the coronavirus, causes the virus to have reduced pathogenicity compared to a corresponding coronavirus which comprises the wild-type replicase gene.

10

CORONAVIRUS

Gammacoronavirus is a genus of animal virus belonging to the family *Coronaviridae*. Coronaviruses are enveloped viruses with a positive-sense single-stranded RNA genome and a helical symmetry.

15

The genomic size of coronaviruses ranges from approximately 27 to 32 kilobases, which is the longest size for any known RNA virus.

20

Coronaviruses primarily infect the upper respiratory or gastrointestinal tract of mammals and birds. Five to six different currently known strains of coronaviruses infect humans. The most publicized human coronavirus, SARS-CoV which causes severe acute respiratory syndrome (SARS), has a unique pathogenesis because it causes both upper and lower respiratory tract infections and can also cause gastroenteritis. Middle East respiratory syndrome coronavirus (MERS-CoV) also causes a lower respiratory tract infection in humans. Coronaviruses are believed to cause a significant percentage of all common colds in human adults.

25

Coronaviruses also cause a range of diseases in livestock animals and domesticated pets, some of which can be serious and are a threat to the farming industry. Economically significant coronaviruses of livestock animals include infectious bronchitis virus (IBV) which mainly causes respiratory disease in chickens and seriously affects the poultry industry worldwide; porcine coronavirus (transmissible gastroenteritis, TGE) and bovine coronavirus, which both result in diarrhoea in young animals. Feline coronavirus has two forms, feline enteric coronavirus is a pathogen of minor clinical significance, but spontaneous mutation of this virus can result in feline infectious peritonitis (FIP), a disease associated with high mortality.

35

There are also two types of canine coronavirus (CCoV), one that causes mild gastrointestinal disease and one that has been found to cause respiratory disease. Mouse hepatitis virus (MHV) is a coronavirus that causes an epidemic murine illness with high mortality, especially among colonies of laboratory mice.

Coronaviruses are divided into four groups, as shown below:

Alpha

- Canine coronavirus (CCoV)
- Feline coronavirus (FeCoV)
- Human coronavirus 229E (HCoV-229E)
- Porcine epidemic diarrhoea virus (PEDV)
- Transmissible gastroenteritis virus (TGEV)
- Human Coronavirus NL63 (NL or New Haven)

Beta

- Bovine coronavirus (BCoV)
- Canine respiratory coronavirus (CRCoV) - Common in SE Asia and Micronesia
- Human coronavirus OC43 (HCoV-OC43)
- Mouse hepatitis virus (MHV)
- Porcine haemagglutinating encephalomyelitis virus (HEV)
- Rat coronavirus (RCV). Rat Coronavirus is quite prevalent in Eastern Australia where, as of March/April 2008, it has been found among native and feral rodent colonies.
- (No common name as of yet) (HCoV-HKU1)
- Severe acute respiratory syndrome coronavirus (SARS-CoV)
- Middle East respiratory syndrome coronavirus (MERS-CoV)

Gamma

- Infectious bronchitis virus (IBV)
- Turkey coronavirus (Bluecomb disease virus)
- Pheasant coronavirus
- Guinea fowl coronavirus

Delta

- Bulbul coronavirus (BuCoV)
- Thrush coronavirus (ThCoV)
- Munia coronavirus (MuCoV)
- Porcine coronavirus (PorCov) HKU15

5

The variant replicase gene of the coronavirus of the present invention may be derived from an alphacoronavirus such as TGEV; a betacoronavirus such as MHV; or a gammacoronavirus such as IBV.

10

As used herein the term "derived from" means that the replicase gene comprises substantially the same nucleotide sequence as the wild-type replicase gene of the relevant coronavirus. For example, the variant replicase gene of the present invention may have up to 80%, 85%, 90%, 95%, 98% or 99% identity with the wild type replicase sequence. The variant coronavirus replicase gene encodes a protein comprising a mutation in one or more of non-structural protein (nsp)-10, nsp-14, nsp-15 or nsp-16 when compared to the wild-type sequence of the non-structural protein.

15

IBV

20

Avian infectious bronchitis (IB) is an acute and highly contagious respiratory disease of chickens which causes significant economic losses. The disease is characterized by respiratory signs including gasping, coughing, sneezing, tracheal rales, and nasal discharge. In young chickens, severe respiratory distress may occur. In layers, respiratory distress, nephritis, decrease in egg production, and loss of internal egg quality and egg shell quality are common.

25

In broilers, coughing and rattling are common clinical signs, rapidly spreading in all the birds of the premises. Morbidity is 100% in non-vaccinated flocks. Mortality varies depending on age, virus strain, and secondary infections but may be up to 60% in non-vaccinated flocks.

30

The first IBV serotype to be identified was Massachusetts, but in the United States several serotypes, including Arkansas and Delaware, are currently circulating, in addition to the originally identified Massachusetts type.

35

The IBV strain Beaudette was derived following at least 150 passages in chick embryos. IBV Beaudette is no longer pathogenic for hatched chickens but rapidly kills embryos.

5 H120 is a commercial live attenuated IBV Massachusetts serotype vaccine strain, attenuated by approximately 120 passages in embryonated chicken eggs. H52 is another Massachusetts vaccine, and represents an earlier and slightly more pathogenic passage virus (passage 52) during the development of H120. Vaccines based on H120 are commonly used.

10 IB QX is a virulent field isolate of IBV. It is sometimes known as "Chinese QX" as it was originally isolated following outbreaks of disease in the Qingdao region in China in the mid 1990s. Since that time the virus has crept towards Europe. From 2004, severe egg production issues have been identified with a very similar virus in parts of Western Europe, predominantly in the Netherlands, but also reported from Germany, France,
15 Belgium, Denmark and in the UK.

The virus isolated from the Dutch cases was identified by the Dutch Research Institute at Deventer as a new strain that they called D388. The Chinese connection came from further tests which showed that the virus was 99% similar to the Chinese QX viruses. A
20 live attenuated QX-like IBV vaccine strain has now been developed.

IBV is an enveloped virus that replicates in the cell cytoplasm and contains an non-segmented, single-stranded, positive sense RNA genome. IBV has a 27.6 kb RNA genome and like all coronaviruses contains the four structural proteins; spike glycoprotein
25 (S), small membrane protein (E), integral membrane protein (M) and nucleocapsid protein (N) which interacts with the genomic RNA.

The genome is organised in the following manner: 5'UTR - polymerase (replicase) gene – structural protein genes (S-E-M-N) – UTR 3'; where the UTR are untranslated regions
30 (each ~ 500 nucleotides in IBV).

The lipid envelope contains three membrane proteins: S, M and E. The IBV S protein is a type I glycoprotein which oligomerizes in the endoplasmic reticulum and is assembled into homotrimer inserted in the virion membrane via the transmembrane domain and is
35 associated through non-covalent interactions with the M protein. Following incorporation into coronavirus particles, the S protein is responsible for binding to the target cell receptor and fusion of the viral and cellular membranes. The S glycoprotein consists of

four domains: a signal sequence that is cleaved during synthesis; the ectodomain, which is present on the outside of the virion particle; the transmembrane region responsible for anchoring the S protein into the lipid bilayer of the virion particle; and the cytoplasmic tail.

5 All coronaviruses also encode a set of accessory protein genes of unknown function that are not required for replication *in vitro*, but may play a role in pathogenesis. IBV encodes two accessory genes, genes 3 and 5, which both express two accessory proteins 3a, 3b and 5a, 5b, respectively.

10 The variant replicase gene of the coronavirus of the present invention may be derived from an IBV. For example the IBV may be IBV Beaudette, H120, H52, IB QX, D388 or M41.

The IBV may be IBV M41. M41 is a prototypic Massachusetts serotype that was isolated
15 in the USA in 1941. It is an isolate used in many labs throughout the world as a pathogenic lab stain and can be obtained from ATCC (VR-21™). Attenuated variants are also used by several vaccine producers as IBV vaccines against Massachusetts serotypes causing problems in the field. The present inventors chose to use this strain as they had worked for many years on this virus, and because the sequence of the complete
20 virus genome is available. The M41 isolate, M41-CK, used by the present inventors was adapted to grow in primary chick kidney (CK) cells and was therefore deemed amenable for recovery as an infectious virus from a cDNA of the complete genome. It is representative of a pathogenic IBV and therefore can be analysed for mutations that cause either loss or reduction in pathogenicity.

25

The genome sequence of IBV M41-CK is provided as SEQ ID NO: 1.

SEQ ID NO: 1 IBV M41-CK Sequence

30 ACTTAAGATAGATATTAATATATATCTATCACACTAGCCTTGCGCTAGATTTCCAACCTTA
ACAAAACGGACTTAAATACCTACAGCTGGTCCTCATAGGTGTTCCATTGCAGTGCACCTTT
AGTGCCCTGGATGGCACCTGGCCACCTGTCAGGTTTTTGTTATTAATAATCTTATTGTTGC
TGGTATCACTGCTTGTFTTGCCGTGTCCTCACTTATAACATCCGTTGCTTGGGCTACCTAG
TATCCAGCGTCCACGGGCGCCGTGGCTGGTTCGAGTGCGAAGAACCCTCTGGTTCATCTA
GCGGTAGGCGGGTGTGTGGAAGTAGCACTTCAGACGTACCGGTTCTGTTGTGTGAAATAC
35 GGGGTCACCTCCCCCACATAACCTCTAAGGGCTTTTGAGCCTAGCGTTGGGCTACGTTCT
CGCATAAGGTTCGGCTATACGACGTTTGTAGGGGGTAGTGCCAAACAACCCCTGAGGTGAC
AGGTTCTGGTGGTGTTTAGTGAGCAGACATAACAATAGACAGTGACAACATGGCTTCAAGC
CTAAAACAGGGAGTATCTCCCAAACCTAAGGGATGTCATTCTTGTATCCAAAGACATTCCT
GAACAACCTTTGTGACGCTTTGTTTTCTATAACGTCACACAACCCTAAGGATTACGCTGAT
40 GCTTTTGCAGTTAGGCAGAAGTTTGATCGTAATCTGCAGACTGGGAAACAGTTCAAATTT
GAAACTGTGTGGTCTCTTCTCTTGAAGGGAGTTGACAAAATAACACCTGGCGTCCCA
GCAAAAGTCTTAAAAGCCACTTCTAAGTTGGCAGATTTAGAAGACATCTTTGGTGTCTCT

CCCTTTGCAAGAAAATATCGTGAAC TTTTGAAGACAGCATGCCAGTGGTCTCTTACTGTA
 GAAACACTGGATGCTCGTGCACAAACTCTTGATGAAATTTTTGACCCTACTGAAATACTT
 TGGCTTCAGGTGGCAGCAAAAATCCAAGTTTCGGCTATGGCGATGCGCAGGCTTGTGGA
 GAAGTAACTGCAAAAGTCATGGATGCTTTGGGCTCAAATATGAGTGCTCTTTCCAGATT
 5 TTTAAACAACAAATAGTCAGAATTTTTCAAAAAGCGCTGGCTATTTTTGAGAATGTGAGT
 GAATTACCACAGCGTATTGCAGCACTTAAGATGGCTTTTGCTAAGTGTGCCAAGTCCATT
 ACTGTTGTGGTTATGGAGAGGACTCTAGTTGTTAGAGAGTTTCGCAGGAACTTGTCTTGCA
 AGCATTAAATGGTGTCTGTTGCAAAATCTTTGAAGAACTCCCAAATGGTTTTCATGGGTGCT
 AAAATTTTCACTACACTTGCCTTCTTTAGGGAGGCTGCAGTGAAAATTTGTGGATAACATA
 10 CCAAATGCACCGAGAGGCACTAAAGGGTTTTGAAGTCGTTGGTAATGCCAAAGGTACACAA
 GTTGTGTGCGTGGCATGCGAAATGACTTAACACTGCTTGACCAAAAAGCTGAAATTCCT
 GTGGAGTCAGAAGGTTGGTCTGCAATTTTTGGGTGGACATCTTTGCTATGTCTTTAAGAGT
 GGTGATCGCTTTTACGCGGCACCTCTTTTCAGGAAATTTTGCATTGCATGATGTGCATTGT
 TGTGAGCGTGTGTCTGTCTTTCTGATGGTGTAAACACOGGAGATAAATGATGGACTTATT
 15 CTTGCAGCAATCTACTCTTCTTTTAGTGTGCGAGA ACTTGTGGCAGCCATTTAAAAGGGGT
 GAACCATTTAAGTTTCTGGGTCAATAAATTTGTGTATGCAAAGGATGCAGCAGTTTCTTTT
 ACATTAGCGAAGGCTGCTACTATTGCAGATGTTTTGAAGCTGTTTCAATCAGCGCGTGTG
 AAAGTAGAAGATGTTTGGTCTTCACTTACTGAAAAGTCTTTTGAATTTCTGGAGGCTTGCA
 TATGGAAAAGTGCCTAATCTCGAAGAATTTGTTAAGACTTGTTTTTGTAAGGCTCAAATG
 20 GCGATTGTGATTTTAGCGACAGTGTCTGGAGAGGGCATTGGCATCTTGTTCGCAAGTC
 ATCTATAAAGTAGGTGGTCTTTTTACTAAAGTTGTTGACTTTTTGTGAAAAATATTGGAAA
 GGTTTTTGTGCACAGTTGAAAAGAGCTAAGCTCATTGTCACTGAAACCCTCTGTGTTTTG
 AAAGGAGTTGCACAGCATTGTTTTCAACTATTGCTGGATGCAATACAGTTTATGTATAAAA
 AGTTTTAAGAAGTGTGCACTTGGTAGAATCCATGGAGACTTGTCTTCTGGAAAGGAGGT
 25 GTGCACAAAATTATTCAAGAGGGCGATGAAATTTGGTTTTGACGCCATTGATAGTATTGAT
 GTTGAAGATCTGGGTGTTGTTCAAGAAAATTTGATTGATTTTGATGTTTTGTGATAATGTG
 ACACTTCCAGAGAACCAACCCGGTCATATGGTTCAAATCGAGGATGACGGAAAGAACTAC
 ATGTTCTTCCGCTTCAAAAAGGATGAGAACATTTATTATACACCAATGTCACAGCTTGGT
 GCTATTAATGTGGTTTGCAAAGCAGGCGGTA AAAACTGTCACCTTTGGAGAACTACTGTG
 30 CAAGAAAATACCACCACCTGATGTTGTGTTTATTAAGGTTAGCATTGAGTGTGTGGTGAA
 CCATGGAATACAATCTTCAAAAAGGCTTATAAGGAGCCCATTGAAGTAGAGACAGACCTC
 ACAGTTGAACAATTGCTCTCTGTGGTCTATGAGAAAATGTGTGATGATCTCAAGCTGTTT
 CCGGAGGCTCCAGAACCACCACCATTGAGAATGTCACACTTGTGATAAGAATGGTAAA
 GATTTGGATTGCATAAAATCATGCCATCTGATCTATCGTGATTATGAGAGCGATGATGAC
 35 ATCGAGGAAGAAGATGCAGAAGAATGTGACACGGATTGAGGTGATGCTGAGGAGTGTGAC
 ACTAATTCAGAATGTGAAGAAGAAGATGAGGATACTAAAGTGTGGCTCTTATACAAGAC
 CCGGCAAGTAACAAATATCCTCTGCCTCTTGATGATGATTATAGCGTCTACAATGGATGT
 ATTGTTTCATAAGGACGCTCTCGATGTTGTGAATTTACCATCTGGTGAAGAAACCTTTGTT
 GTCAATAACTGCTTTGAAGGGGCTGTTAAAGCTCTTCCGCAGAAAAGTTATTGATGTTCTA
 40 GGTGACTGGGGT GAGGCTGTTGATGCGCAAGAACAATTGTGTCAACAAGAATCAACTCGG
 GTCATATCTGAGAAATCAGTTGAGGGTTTTACTGGTAGTTGTGATGCAATGGCTGAACAA
 GCTATTGTTGAAGAGCAGGAAATAGTACCTGTTGTTGAACAAAGTCAGGATGTAGTTGTT
 TTTACACCTGCAGACCTAGAAGTTGTTAAAGAAACAGCAGAAGAGGTTGATGAGTTTATT
 CTCATTTCTGCTGTCCCTAAAGAAGAAGTTGTGTCTCAGGAGAAAGAGGAGCCACAGGTT
 45 GAGCAAGAGCCTACCCTAGTTGTTAAAGCACAACTGAGAAGAAGGCTAAAAAGTTCAA
 GTTAAACCAGCTACATGTGAAAACCCAAATTTTTGGAGTACAAAACATGTGTGGGTGAT
 TTGGCTGTTGTAATTGCCAAAGCATGGATGAGTTTAAAGAGTCTGCATTGTAACGCT
 GCAAATGAGCACATGTCGCATGGTGGTGGCGTTGCAAAGGCAATTGCAGACTTTTGTGGA
 CCGGACTTTGTTGAATATTGCGCGGACTATGTTAAGAAACATGGTCCACAGCAAAAACCTT
 50 GTCACACCTTCATTTGTTAAAGGCATTC AATGTGTAATAATGTTGTAGGACCTCGCCAT
 GGAGACAGCAACTTGCCTGAGAAGCTTGTGCTGCTTACAAGAGTGTCTTGTAGGTGGA
 GTGGTTAACTATGTTGTGCCAGTTCTCTCATCAGGGATTTTTGGTGTAGATTTTAAAATA
 TCAATAGATGCTATGCGCGAAGCTTTTAAAGGTTGTGCCATACGCGTCTTTTATTTTCT
 CTGAGTCAAGAACACATCGATTATTTTCGATGCAACTTGTAAAGCAGAAGACAATTTATCTT
 55 ACGGAGGATGGTGTAAATACCGCTCTGTTGTTTTAAACCTGGTGATTCTTTGGGTCAA
 TTTGGACAGGTTTTTGAAGAAATAAGGTAGTCTTTTCGGCTGATGATGTTGAGGATAAA
 GAAATCCTCTTTATACCCACAAC T GACAAGACTATTCTTGAATATTATGGTTTAGATGCG

CAAAAGTATGTAACATATTTGCAAACGCTTGCGCAGAAATGGGATGTTCAATATAGAGAC
 AATTTTGTATATTAGAGTGGCGTGACGGAAATGCTGGATTAGTTCAGCAATAGTTCTC
 CTTCAAGCTGCTAAAAATTAGATTTAAAGTTTTCTTGCAGAAGCATGGGCTAAACTGTTG
 GGTGGAGATCCTACAGACTTTGTTGCCTGGTGTATGCAAGTTGCAATGCTAAAGTAGGT
 5 GATTTTTCAGATGCTAATTGGCTTTTGGCCAATTTAGCAGAACATTTTGACGCAGATTAC
 ACAAATGCACTTCTTAAGAAGTGTGTGTCGTGCAATTGTGGTGTAAAGAGTTATGAACTT
 AGGGGTCTTGAAGCCTGTATTTCAGCCAGTTCGAGCACCTAATCTTCTACATTTTAAAACG
 CAATATTCAAATTGCCCAACCTGTGGTGCAGTAGTACGGATGAAGTAATAGAAGCTTCA
 TTACCGTACTTATTGCTTTTTGCTACTGATGGTCTGCTACAGTTGATTGTGATGAAAAT
 10 GCTGTAGGGACTGTTGTTTTTCATTGGCTCTACTAATAGTGGCCATTGTTATACACAAGCC
 GATGGTAAGGCTTTTGACAATCTTGCTAAGGATAGAAAATTTGGAAGGAAGTCGCCTTAC
 ATTACAGCAATGTATACACGTTTTTCTCTTAGGAGTGA AAAATCCCCTACTTGTGTTGAA
 CATAGTAAGGGTAAAGCTAAAGTAGTAAAAGAAGATGTTTCTAACCTTGCTACTAGTTCT
 AAAGCCAGTTTTGACGATCTTACTGACTTTGAACAGTGGTATGATAGCAACATCTATGAG
 15 AGTCTTAAAGTGCAGGAGACACCTGATAATCTTGATGAATATGTGTCATTTACGACAAAG
 GAAGATTCTAAGTTGCCACTGACACTTAAAGTTAGAGGTATCAAATCAGTTGTTGACTTT
 AGGTCTAAGGATGGTTTTACTTATAAGTTAACACCTGATACTGATGAAAATTTCAAAAACA
 CCAGTCTACTACCCAGTCTTGGATTCTATTAGTCTTAGGGCAATATGGGTTGAAGGCAGT
 GCTAATTTGTTGTTGGGCATCCAAATTATTATAGTAAGTCTCTCCGAATTTCCACGTTT
 20 TGGGAAAATGCCGAGAGCTTTGTTAAAATGGGTTATAAAAATTTGATGGTGTAACTATGGGC
 CTTTGGCGTGCAGAACACCTTAATAAACCTAATTTGGAGAGAATTTTAAACATTGCTAAG
 AAAGCTATGTTGGATCTAGTGTGTTACTACGCAGTGTGGTAAAATACTAGTTAAAGCA
 GCTACATACGTTGCCGATAAAGTAGGTGATGGTGTAGTTTCGCAATATTACAGATAGAATT
 AAGGGTCTTTGTGGATTCACACGTGGCCATTTTGAAAAGAAAATGTC CCTACAAATTTCTA
 25 AAGACACTTGTGTTCTTTTTCTTTTATTTCTTAAAGGCTAGTGCTAAGAGTTTAGTTTCT
 AGCTATAAGATTGTGTTATGTAAGGTGGTGTGTTGCTACCTTACTTATAGTGTGGTTTTATA
 TACACAAGTAATCCAGTAGTGTGTTACTGGAATACGTGTGCTAGACTTCTTATTTGAAGGT
 TCTTTATGTGGTCTTATAATGACTACGGTAAAGATTTCTTTTGATGTGTTACGCTATTGT
 GCAGGTGATTTTACTTGTGCTGTGTGTTTACATGATAGAGATTCACTTCATCTGTACAAA
 30 CATGCTTATAGCGTAGAACAAATTTATAAGGATGCAGCTTCTGGCATTAACTTTAATTGG
 AATTGGCTTTATTTGGTCTTTCTAATAATTTATTTGTTAAGCCAGTGGCAGGTTTGTATT
 APTTGTATTGTGTTAAGTATTTGGTATTGAGTTCAACTGTGTGCAAACCTGGTGTAGGT
 TTTCTAGATTGGTTTGTA AAAACAGTTTTTACCCATTTTAAATTTTATGGGAGCGGGATTT
 TATTTCTGGCTCTTTTACAAGATATACGTACAAGTGCATCATAATTTGTAAGGAT
 35 GTAACATGTGAAGTGTGCAAGAGAGTTGCACGCAGCAACAGGCAAGAGGTTAGCGTTGTA
 GTTGGTGGACGCAAGCAAATAGTGCATGTTTACACTAATTTCTGGCTATAACTTTTGTAAG
 AGACATAATTGGTATTGTAGAAAATTGTGATGATTTAGGTACCACAAAATACATTTATGTCC
 CCTGAAGTTGCTGGCGAGCTTTCTGAAAAGCTTAAAGCGCCATGTTAAACCTACAGCATAT
 GCTTACCACGTTGTGATGAGGCATGCGTGGTTGATGATTTTGTTAATTTAAAATATAAG
 40 GCTGCAATTCCTGGTAAGGATAATGCATCTTCTGCTGTTAAGTGTTCAGTGTACAGAT
 TTTTTAAAGAAAGCTGTTTTTCTTAAGGAGGCATTGAAATGTGAACAAATATCTAATGAT
 GGTTTTATAGTGTGTAATACACAGAGTGGCGATGCACTAGAGGAAGCAAAGAATGCAGCC
 GTCTATTATGCGCAATATCTGTGTAAGCCAATACTTATACTTGACCAGGCACTTTATGAG
 CAATTAATAGTAGAGCCTGTGTCTAAGAGTGTATAGATAAAGTGTGTAGCATTTTGTCT
 45 AATATAATATCTGTAGATACTGCAGCTTTAAATTTATAAGGCAGGCACACTTCGTGATGCT
 CTGCTTCTATTACTAAAGACGAAGAAGCCGTAGATATGGCTATCTTCTGCCACAATCAT
 GAAGTGGAAATACACTGGTGACGGTTTTACTAATGTGATAACCGTCATATGGTATGGACACT
 GATAAGTTGACACCTCGTGATAGAGGGTTTTTGATAAATGCAGATGCTTCTATTGCTAAT
 TTAAGAGTCAAAAATGCTCCTCCGGTAGTATGGAAGTTTTCTGATCTTATTA AATTGTCT
 50 GACAGTTGCCTTAAATATTTAATTTTCAGCTACTGTCAAGTCAGGAGGTCGTTTCTTTATA
 ACAAAGTCTGGTGTCAAACAAGTTATTTCTTGTACATACCCAGAACTGTTGGTAGAGAAA
 AAGGCAGGTGGTGTATTATAAACACTTTTTAAATGGTTTTATGAGTTGTTTTAAATGGCTT
 TTTGTCTTTTATATACTTTTTTACAGCATGTTGTTGGGTTACTACTATATGGAGATGAAT
 AAAAGTTTTGTTCACCCCATGTATGATGTAAACTCCACACTGCATGTTGAAGGTTCAA
 55 GTTATAGACAAAGGTGTTATTAGAGAGATTGTGTCAGAAGATAATTGTTTTCTTAATAAG
 TTTGTTAATTTTGACGCCTTTTGGGGTAAATCATATGAAAATAATAAAAACGTCCAATT
 GTTACAGTTGTTATAGATGGTGACGGGACAGTAGCTGTTGGTGTCTCGTGTGTTGATCA

TGGGTTATGGATGGTGTATGTTTGTGCATATGACACAGACTGATCGTAGACCTTGGTAC
 ATTCCTACCTGGTTAATFAGAGAAAATTGTTGGTTACACTCAGGATTC AATTATCACTGAG
 GGTAGTTTTTATACATCTATAGCATATTTTTCTGCTAGATGTTTATATTTAACAGCCAGC
 AATACACCTCAATTGTATTTGTTTTAATGGCGACAATGATGCACCTGGAGCCTTACCATTT
 5 GGTAGTATTATTCCTCATAGAGTATACTTCCAACCTAATGGTGTTAGGCTTATAGTTCCA
 CAACAAATACTGCATACACCCTACATAGTGAAGTTTGTTCAGACAGCTATTGTAGAGGT
 AGTGTATGTGAGTATACTAAACCAGGTTACTGTGTGTCACTAGACTCCCAATGGGTTTTG
 TTTAATGATGAATACATTAGTAAACCTGGCGTTTTCTGTGGTTCTACTGTTAGAGAACTT
 ATGTTAATATGGTTAGTACATTTCTTTACTGGTGTCAACCCTAATATTTATATTCAGCTA
 10 GCAACTATGTTTTTAATACTAGTTGTTATTGTGTTAATTTTTTGCAATGGTTATAAAGTTT
 CAAGGTGTTTTTAAAGCTTATGCGACCATTGTGTTTACAATAATGTTAGTTTGGGTTATT
 AATGCATTTGTTTTGTGTGTACATAGTTATAAATAGTGTTTTAGCTGTTATATTATTAGTA
 CTCTATTGCTATGCATCATTGGTTACAAGTCGCAATACTGCTATAATAATGCATTTGTTGG
 CTTGTTTTTACCTTTGGTTAATAGTACCCACATGGTTGGCTTGTGCTATCTGGGATTT
 15 ATTCCTTATATGTACACACCGTTGGTTTTCTGGTGTACGGTACTACTAAAAATACTCGT
 AAGTTGTATGATGGCAACGAGTTTGTGGTAATTATGACCTTGCTGCGAAGAGCACTTTT
 GTTATTCGTGGTACTGAATTTGTTAAGCTTACGAATGAGATAGGTGATAAATTTGAAGCC
 TATCTTCTGCGTATGCTAGACTTAAATACTATTCAGGCACTGGTAGTGAGCAAGATTAC
 TTGCAAGCTTGTGCTGCATGGTTAGCTTATGCTTTGGACCAATATAGAAATAGTGGTGT
 20 GAGGTTGTTTATACCCACCGCTTACTCTATTGGTGTTAGTAGACTACACGCTGGTTTT
 AAAAACTAGTTTTCTCCTAGTAGTGCTGTTGAGAAGTGCATTGTTAGTGTCTCTTATAGA
 GGCAATAATCTTAATGGACTGTGGCTGGGTGATTCTATTTACTGCCACGCCATGTGTTA
 GGTAAGTTTAGTGGTGACCAGTGGGGTGACGTAACCTTGCTAATAATCATGAGTTT
 GAAGTTGTAACCTCAAAATGGTGTACTTTGAATGTTGTCAGCAGGCGGCTTAAAGGAGCA
 25 GTTTTTAATTTTACAACTGCAGTTGCCAATGCTGAAACTCCTAAGTATAAGTTTGTAAA
 GCTAATTTGTGGTGATAGTTTCACTATAGCTTGTCTTATGGTGGTACAGTTATAGGACTT
 TACCCTGTCACTATGCGTTCTAATGGTACTATTAGAGCATCTTTCCTAGCAGGAGCCTGT
 GGCTCAGTTGGTTTTAATATAGAAAAGGGTGTAGTTAATTTCTTTTATATGCACCATCTT
 GAGTTACCTAATGCATTACACACTGGAACCTGACCTAATGGGTGAGTTTTTATGGTGGTTAT
 30 GTAGATGAAGAGGTTGCGCAAAGAGTGCCACCAGATAATCTAGTTACTAACAATATTGTA
 GCATGGCTCTATGCGGCAATTATTAGTGTAAAGAAAGTAGTTTTTACACAACCTAAATGG
 TTGGAGAGTACTACTGTTTCTATTGAAGATTACAATAGGTGGGCTAGTGATAATGGTTTT
 ACTCCATTTTCCACTAGTACTGCTATTACTAAATTAAGTGTATAACTGGGGTTGATGTT
 TGTAAACTCCTTCGCACTATTATGGTAAAAAGTGTCAATGGGGTAGTGATCCCATTTTA
 35 GGACAATATAATTTTGAAGACGAATTGACACCAGAATCTGTATTTAATCAAGTTGGTGGT
 GTTAGGTTACAGTCTTCTTTTGTAAAGAAAAGCTACATCTTGGTTTTGGAGTAGATGTGTA
 TTAGCTTGCTTCTTGTGTTGTGTGCTATTGTCCTATTTACGGCAGTGCCACTTAAG
 TTTTATGTACATGCAGCTGTTATTTTGTGATGGCTGTGCTCTTATTTCTTTTACTGTT
 AAACATGTTATGGCATAACATGGACACTTTTCTATTGCCTACATTGATTACAGTTATTTATT
 40 GGAGTTTGTGCTGAAGTCCCTTTTCAATATAACAATACTCTAATTAGTCAAGTTGTTATTTTC
 TTAAGCCAATGGTATGATCCTGTAGTCTTTGATACTATGGTACCATGGATGTTATTGCCA
 TTAGTGTGTGACTGCTTTTAAAGTGTGTACAAGGCTGCTATATGAATTTCTTCAATACT
 TCTTTGTTAATGCTGTATCAGTTTATGAAGTTAGGTTTTGTTATTTACACCTCTTCAAAC
 ACTCTTACTGCATATACAGAAGGTAATTTGGGAGTTATTTCTTTGAGTTGGTTACACTATT
 45 GTGTTGGCTAATGTTAGTGTAAATTCCTTAATTTGGTTTTAATTTGTTTTAAGTGTGCTAAG
 TGGATTTTATATTATTGCAATGCAACATACTTTAATAAATTATGTGTTAATGGCAGTCATG
 GTTAATGGCATAGGCTGGCTTTGCACCTGTTACTTTGGATTGTATTGGTGGGTTAATAAA
 GTTTTTGGTTTTAACCTTAGGTAATAACAATTTTAAAGTTTTCAGTAGATCAATATAGGTAT
 50 ATGTGTTTGCATAAAGGTAATCCACCTAAAACCTGTGTGGGAGGTCTTTACTACAAATATA
 CTTATAACAAGGAATTTGGAGGCGATCGTGTGTTGCCTATAGCTACAGTGCAATCTAAATTTG
 AGTGATGTAAAGTGTACAACCTGTTGTTTTAATGCAGCTTTTGGACTAAGCTTAAATGTTGAA
 GCAAAATCAAAAATGCATGCTTATCTTGTGAGTTACACAATAAAAATCCTCGCATCTGAT
 GATGTTGGAGAGTGCATGGATAAATTTATTGGGTATGCTTATAACACTATTTTGTATAGAT
 TCTACTATTGATTTGGGTGAGTATTGTGATGATATACTTAAAGAGGTCAACTGTATTACAA
 55 TCGGTTACTCAAGAGTTTTTCGCACATACCCTCGTATGCTGAATATGAAAGAGCTAAGAGT
 ATTTATGAAAAGGTTTTAGCCGATTTCAAAAATGGTGGTGTAAACACAGCAAGAGCTTGCT
 GCATATCGTAAAGCTGCCAATATTGCAAAGTCAGTTTTTGTATAGACTTGGCTGTTCAA

AAGAAGTTAGATAGCATGGCAGAACGTGCTATGACAACAATGTATAAAGAGGGCGCGTGTA
ACTGATAGAAGAGCAAAAATTAGTTTCATCATTACATGCACTACTTTTTTCAATGCTTAAG
AAAATAGATTTCTGAGAAGCTTAATGTCTTATTTGACCAGGCGAATAGTGGTGTGTACCC
CTAGCAACTGTTCCAATTGTTTGTAGTAATAAGCTTACCCTTGTTATACCAGACCCAGAG
5 ACGTGGGTCAAGTGTGTGGAGGGTGTGCATGTTACATATTCAACAGTTGTTTGGAAATATA
GACTGTGTTACTGATGCCGATGGCACAGAGTTACACCCCACTTCTACAGGTAGTGGATTG
ACTTACTGTATAAGTGGTGATAATATAGCATGGCCTTTAAAGGTTAACTTGGACTAGGAAT
GGGCATAATAAGGTTGATGTTGCCTTGCAAAAATAATGAGCTTATGCCTCACGGTGTAAAG
ACAAAGGCTTGCGTAGCAGGTGTAGATCAAGCACATTGTAGCGTTGAGTCTAAATGTTAT
10 TATACAAGTATTAGTGGCAGTTTCAAGTGTAGCTGCTATTACCTCTTCAAATCCTAATCTG
AAAGTAGCCTCTTTTTTGAATGAGGCAGGTAATCAGATTTATGTAGACTTAGACCCACCA
TGTAATAATTTGGTATGAAAGTGGGTGATAAGGTTGAAGTTGTTTACCTGTATTTTATAAAA
AATACGAGGTCTATTGTAAGAGGTATGGTACTTGGTGCTATAATCTAATGTTGTTGTGTTA
CAATCTAAAGGTCATGAGACAGAGGAAGTGGATGCTGTAGGCATTCTCTCACTTTGTTCT
15 TTTGCAGTAGATCCTGCGGATACATATTGTAATAATGTGGCAGCAGGTAATCAACCTTTA
GGTAACTGTGTTAAAATGTTGACAGTACATAATGGTAGTGGTTTTGCAATAACATCAAAG
CCAAGTCCAACCTCCGGATCAGGATTCTTATGGAGGAGCTTCTGTGTGTCTTTATTTGTAGA
GCACATATAGCACACCCTGGCGGAGCAGGAAATTTAGATGGACGCTGTCAATTTAAAGGT
TCTTTTGTGCAAATACCTACTACGGAGAAAGATCCTGTTGGATTCTGTCTACGTAACAAG
20 GTTTGCAGTGTGTTGTCAGTGTGGATTGGTTATGGATGTCAGTGTGATTCACTTAGACAA
CCTAAACCTTCTGTTTCAAGTGTGCTGTTGCATCTGGTTTTGATAAGAATTATTTAAAC
GGGTACGGGGTAGCAGTGGGCTCGGCTGATACCCCTAGCTAATGGATGTGACCCCGATG
TTGTAAAGCGAGCCTTTGATGTTTGTAAATAAGGAATCAGCCGGTATGTTTCAAATTTGA
AGCGTAACTGTGCACGATTTCCAAGAAGTACGTGATACTGAAGATGGAAATCTTGAGTATT
25 GTGATTCTTATTTTGTGGTTAAACAAACCCTCCTAGTAATTTATGAACATGAGAAAGCTT
GTTATGAAGACTTAAAGTFCAGAAGTACAGCTGATCATGATTTCTTTGTGTTCAATAAGA
ACATTTATAAATATTAGTAGGCAGAGGCTTACTAAGTATACTATGATGGATTTTGTGCTATG
CTTTGCGGCACCTTTGACCCAAAGGATTGCGAAGTTCTTAAAGAAATACTTGTCACTTATG
GTTGTATAGAAGATTATCACCCCTAAGTGGTTTTGAAGAGAATAAGGATTGGTACGACCCAA
30 TAGAAAACCTTAAATATTATGCCATGTTGGCTAAAATGGGACCTATTGTACGACGTGCTT
TATTGAATGCTATTGAGTTCGGAAACCTCATGGTTGAAAAAGGTTATGTTGGTGTATTATA
CACTTGATAACCAAGATCTTAATGGCAAATTTTATGATTTTGGTATTTCAGAAGACAG
CGCCTGGTGTGGTGTTCCTGTTTTGATACGTATTATTCTTACATGATGCCCATCATAG
CCATGACTGATGCGTTGGCACCTGAGAGGTATTTTGAATATGATGTGCATAAGGGTTATA
35 AATCTTATGATCTCCTCAAGTATGATTATACTGAGGAGAAACAAGATTTGTTTCAAGAGT
ACTTTAAGTATTGGGATCAAGAGTATCACCCCTAACTGTCGCGACTGTAGTGTGACAGGT
GTTTGTACATTTGTGCAAACCTCAACATCTTGTTTTTCTACACTTGTACCGCAGACTTCTT
TCGGTAATTTGTGTAGAAAGGTTTTTGTGATGGTGTACCATTATAGCTACTTGTGGCT
ATCATTCTAAGGAACCTGGTGTATTATGAATCAAGATAACACCATGTCATTTTCAAAAA
40 TGGGTTTGTAGTCAACTCATGCAGTTTGTGGAGATCCTGCCTTGTAGTGGGACATCCA
ATAAATAGTGGATCTTGAACGCTTTGTTTTAGTGTGTTGTGCTTTAGCGTCTGGTATTA
CTCATCAAACGGTAAAACAGGTCACCTTAAACAAGGATTTCTACGATTTTGCAGAGAAGG
CTGGTATGTTTAAAGGAAGGTTCTTCTATACCACTTAAACATTTCTTCTACCCACAGACTG
GTAATGCTGCTATAAACGATTATGATTATTATCGTTATAACAGGCCTACCATGTTTGTATA
45 TACGTCAACTTTTATTTTGTTTAGAAGTGACTTCTAAATATTTTGAATGTTATGAAGGCG
GCTGTATAACCAGCAAGCCAAGTTGTAGTTAACAATTTAGATAAGAGTGCAGGTTATCCGT
TCAATAAGTTTGGAAAGGCCCGTCTCTATTATGAAATGAGTCTAGAGGAGCAGGACCAAC
TCTTTGAGAGTACAAAAGAAGAACGTCCTGCCTACTATAACTCAGATGAATTTAAAATATG
CCATATCCGCGAAAAATAGAGCGGTACAGTGGCAGGTGTGTCTATCCTTTCTACTATGA
50 CTAATAGGCAGTTTTCATCAGAAGATTCTTAAGTCTATAGTCAACACTAGAAAACGCTCCTG
TAGTTATTGGAACAACCAAGTTTTATGGCGGTTGGGATAACATGTTGAGAAAACCTTATTC
AGGGTGTGGAAGACCCGATTCTTATGGGTTGGGATTATCCAAAGTGTGATAGAGCAATGC
CTAATTTGTTGCGTATAGCAGCATCTTAGTACTCGCTCGTAAACACACTAATTTGTTGTA
CTTGGTCTGAACGCGTTTATAGGTTGTATAATGAATGCGCTCAGGTTTTATCTGAAACTG
55 TCTTAGCTACAGGTGGTATATATGTGAAACCTGGTGGTACTAGCAGTGGAGATGCTACTA
CTGCTTATGCAAACAGTGTTTTTCAACATAATAACAAGCCACATCTGCTAATGTTGCGCGTC
TTTTGAGTGTATAACGCGTATATTGTATATGATGACATTAAGAGCTTGCAGTATGAAT

TGTACCAGCAGGTTTATAGGCGAGTCAATTTTGACCCAGCATTTGTTGAAAAGTTTTATT
 CTTATTTGTGTAAGAAATTTCTCATTGATGATCTTGTCTGACGACGGTGTGTTGTTTATA
 ACAACACATTTAGCCAAACAAGGTCTTGTAGCAGATATTTCTGGTTTTAGAGAAGTTCTCT
 ACTATCAGAACAATGTTTTATGGCTGATTCTAAATGTTGGGTGAACCAGATTTAGAAA
 5 AAGGCCACATGAATTTTGTTACAGCACACAATGTTAGTGGAGGTTGATGGTGAGCCTA
 GATACTTGCCATATCCAGACCCATCACGTATTTTGTGTGCATGTGTTTTTGTAGATGATT
 TGGATAAGACAGAATCTGTGGCTGTTATGGAGCGTTATATCGCTCTTGCCATAGATGCGT
 ACCCACTAGTACATCATGAAAATGAGGAGTACAAGAAGGTATTCTTTGTGCTTCTTTTCAT
 ACATCAGAAAACCTCTATCAAGAGCTTTCTCAGAATATGCTTATGGACTACTCTTTTGTAA
 10 TGGATATAGATAAGGGTAGTAAATTTTGGGAACAGGAGTTCTATGAAAATATGTATAGAG
 CCCCTACAACATTACAGTCTTGTGGCGTTTTGTGTAGTGTGTAATAGTCAAACATATATTGC
 GCTGTGGTAATTTGATTCGCAAACCATTTTTTGTGTTGTAAGTGTGCTATGACCATGTCA
 TGCACACAGACCACAAAAATGTTTTGTCTATAAATCCTTACATTTGCTCACAGCCAGGTT
 GTGGTGAAGCAGATGTTACTAAATTTGTACCTCGGAGGTATGTCATACTTCTGCGGTAATC
 15 ATAAACCAAAGTTATCAATACCGTTAGTATCTAATGGTACAGTGTGTTGGAATTTACAGGG
 CTAATTTGTGCAGGTAGCGAAAATGTTGATGATTTAATCAACTAGCTACTACTAATTTGGT
 CTACTGTGGAACCTTATATTTTGGCAAATCGTTGTGTAGATTCGTTGAGACGCTTTGCTG
 CAGAGACAGTAAAAGCTACAGAAGAATTACATAAGCAACAATTTGCTAGTGCAGAAGTGA
 GAGAAGTACTCTCAGATCGTGAATTTGATTCTGTCTTGGGAGCCAGGTAAAACCAGGCCTC
 20 CATTGAATAGAAATTTATGTTTTCACTGGCTTTCACTTTACTAGAACTAGTAAAGTTTCAGC
 TCGGTGATTTTACATTTGAAAAAGGTGAAGGTAAGGACGTTGTCTATTATCGAGCGACGT
 CTACTGCTAAATTTGTCTGTTGGAGACATTTTTGTFTTAAACCTCACACAATGTTGTTTTCTC
 TTATAGCGCCAACGTTGTGTCCTCAGCAAACCTTTTCTAGGTTTGTGAATTTAAGACCTA
 ATGTGATGGTACCTGCGTGTFTTGTAAATAACATTCATTGTACCATTTAGTAGGCAAGC
 25 AGAAGCGTACTACAGTACAAGGCCCTCCTGGCAGTGGTAAATCCCATTTTGTCTATAGGAT
 TGGCGGCTTACTTTAGTAACGCCCGTGTCTGTTTTACTGCATGCTCTCATGCAGCTGTTG
 ATGCTTTATGTGAAAAAGCTTTTAAAGTTTCTTAAAGTAGATGATTGCACTCGTATAGTAC
 CTCAAAGGACTACTATCGATTGCTTCTCTAAGTTTAAAGCTAATGACACAGGCCAAAAGT
 ACATTTTLAGTACTATTAATGCCTTGCAGAAGTTAGTTGTGACATTCTTTTGTTGACG
 30 AGGTTAGTATGTTGACCAATTACGAATTTGCTTTTTATTAATGGTAAGATAAACTATCAAT
 ATGTTGTGTATGTAGGTGATCCTGCTCAATTAACGGCGCCTCGTACGTTGCTTAACGGTT
 CACTCTCTCAAAGGATTATAATGTTGTCACAAACCTTATGGTTTGTGTTAAACCTGACA
 TTTTCTTGCAAAAGTGTACCCTGTCCTAAAGAAATTTAGATACTGTTTCTACTCTTG
 TATATGATGGAAAGTTTATTGCAAATAACCCGGAATCACGTCAGTGTTCAGGTTATAG
 35 TTAATAATGGTAATTTCTGATGTAGGACATGAAAGTGGCTCAGCCTACAACATAACTCAAT
 TAGAATTTGTGAAAGATTTTGTCTGTGCAATAAAGGAATGGCGGGAAGCAACATTCATTT
 CACCTTATAATGCTATGAACCAGAGAGCCTACCGTATGCTTGGACTTAATGTTTCAGACAG
 TAGACTCGTCTCAAGGTTTCGGAGTATGATTATGTTATCTTTTGTGTTACTGCAGATTCGC
 AGCATGCCTGAATATTAACAGATTTCAATGTAGCGCTTACAAGAGCCAAGCGTGGTATAC
 40 TAGTTGTCATGCGTCAGCGTATGAACATATATTCAGCTCTTAAGTTTATAGAGCTTGATA
 GTGTAGCAAGTCTGCAAGGTACAGGCTTGTTTAAAATTTGCAACAAAGAGTTTAGTGGTG
 TTCACCCAGCTTATGCAGTCACAACTAAGGCTCTTGGCTGCAACTTATAAAGTTAATGATG
 AACTTGCTGCCTTGTAAACGTGGAAGCTGGTTTCAGAAATAACATATAAACATCTTATTT
 CTTTGTAGGGTTTAAAGATGAGTGTAAATGTTGAAGGCTGCCACAACATGTTTATAACAC
 45 GTGATGAGGCTATCCGCAACGTAAGAGGTTGGGTAGGTTTTGATGTAGAAGCAACACATG
 CTTGCGGTACTAACATTTGGTACTAACCTGCCTTTCCAAGTAGGTTTCTCTACTGGTGCAG
 ACTTTGTAGTTACGCCGAGGGACTTGTAGATACTTCAATAGGCAATAATTTGAGCCTG
 TGAATTTAAAGCACCTCCAGGTGAACAATTTAATCACTTGAGAGCGTTATTTCAAAGTG
 CTAACCTTGGCATGTTGTAAGGCCAAGGATTTGTGCAAATGTTAGCGGATAACCTGTGCA
 50 ACGTTTTCAGATTTGTGTAGTGTGTTGTCACGTGGTGTGTCATGGCCTAGAACTAACCCTTTGC
 GCTATTTTGTAAAATAGGCAAGGACCAAGTTTGTCTTTCGCGTCTTAGAGCAACAACCTT
 TTAATTTCTCACTACTCAGGCTTATGCTTGTGGAAGCATTGCTTGGGTTTTGATTTTGT
 ATAATCCACTCTTAGTGGATATTTCAACAGTGGGGTTATTCTGGTAACCTACAATTTAACC
 ATGATTTGCATTTGTAATGTGCATGGACACGCACATGTAGCTTCTGCGGATGCTATTTATGA
 55 CGCGTTGTCTTGCATTAATAATGCATTTTTGTCAAGATGTCAACTGGGATTTAACTTACC
 CTCATATAGCAAATGAGGATGAAGTCAATTTCTAGCTGTAGATATTTACAACGCATGTATC
 TTAATGCATGTGTTGATGCTCTTAAAGTTAACGTTGTCTATGATATAGGCAACCCTAAAG

GTATAAAATGTGTTAGACGTGGAGACTTAAATTTTAGATTCTATGATAAGAATCCAATAG
TACCCAATGTCAAGCAGTTTGGAGTATGACTATAATCAGCACAAAAGATAAGTTTGCTGATG
GTCTTTGTATGTTTTGGAATTGTAATGTGGATTGTTATCCCCGACAATTCCTTAGTTTGT
GGTACGACACACGAAATTTGAGTGTGTTAACCTACCTGGTTGTAATGGTGGTAGCTTGT
5 ATGTTAACAAGCATGCATTCACACACCTAAATTTGATCGCACTAGCTTTTCGTAATTTGA
AAGCTATGCCATTCTTTTTCTATGACTCATCGCCTTGGCAGACCATTCAATTGGATGGAG
TTGCGCAAGACCTTGTGTCATTAGCTACGAAAGATTGTATCACAAAATGCAACATAGGCG
GTGCTGTTTGTAAAAAGCACGCACAAATGTATGCAGATTTTGTGACTTCTTATAATGCAG
CTGTTACTGCTGGTTTTACTTTTTGGGTTACTAATAATTTTAACCCATATAATTTGTGGA
10 AAAGTTTTTCAGCTCTCCAGTCTATCGACAATATTGCTTATAATATGTATAAGGGTGGTC
ATTATGATGCTATTGCAGGAGAAATGCCACTATCGTAACCTGGAGATAAAGTTTTTGTTA
TAGATCAAGGCGTAGAAAAAGCAGTTTTTTTTTAATCAAACAATTCCTGCCTACATCTGTAG
CGTTTTGAGCTGTATGCGAAGAGAAAATATTCGCACACTGCCAAACAACCGTATTTTGAAG
GTTTTGGGTGTAGATGTGACTAATGGATTTGTAATTTGGGATTACACGAACCAAACACCAC
15 TATACCGTAATACTGTTAAGGTATGTGCATATACAGACATAGAACC AAATGGCCTAATAG
TGCTGTATGATGATAGATATGGTGATTACAGTCTTTTCTAGCTGCTGATAATGCTGTTT
TAGTTTCTACACAGTGTTACAAGCGGTATTCGTATGTAGAAATACCGTCAAACCTGCTTG
TTCAGAACGGTATTCCGTTAAAAGATGGAGCGAACCTGTATGTTATAAGCGTGTAAATG
20 GTGCGTTTTGTTACGCTACCTAACACATTAACACACAGGGTTCGCAGTTATGAACTTTTG
AACCTCGTAGTGATGTTGAGCGTGATTTTCTCGACATGTCTGAGGAGAGTTTTGTAGAAA
AGTATGGTAAAGAATTAGGTCTACAGCACATACTGTATGGTGAAGTTGATAAGCCCCAAT
TAGGTGGTTTACACACTGTTATAGGTATGTGCAGACTTTTACGTGCGAATAAGTTGAACG
CAAAGTCTGTTACTAATTTCTGATTTCTGATGTGCATGCAAAATTAATTTGTATTGGCAGACA
25 ATGGTTCCCTACAAGCAAGTGTGTACTGTTGTGGATTGCTGCTTGATGATTTCTTAGAAC
TTCTTAGGAACATACTGAAAGAGTATGGTACTAATAAGTCTAAAGTTGTAACAGTGTCAA
TTGATTACCATAGCATAAATTTTATGACTTGGTTTGAAGATGGCATTATTAACCATGTT
ATCCACAGCTTCAATCAGCATGGACGTGTGGTTATAATATGCCTGAACTTTATAAAGTTC
AGAATTGTGTTATGGAACCTTGCAACATTCCTAATATGGTGTGGAATAGCGTTGCCAA
GTGGTATTATGATGAATGTGGCAAAGTATACACAACCTCTGTCAATACCTTTCGAAAACAA
30 CAATGTGTGTACCGCATAATATGCGAGTAATGCATTTTGGAGCTGGAAGTGACAAAGGAG
TGGCTCCAGGTAGTACTGTTCTTAAACAATGGCTCCAGAAAGGGACACTCCTTGTCGATA
ATGATATTGTAGACTATGTGTCTGATGCACATGTTTCTGTGCTTTCAGATTGCAATAAAT
ATAAGACAGAGCACAAAGTTTGATCTTGTGATATCTGATATGTATAACAGACAATGATTCAA
AAAGAAAGCATGAAGGCGTGATAGCCAATAATGGCAATGATGACGTTTTTCATATATCTCT
35 CAAGTTTTCTTCGTAATAATTTGGCTCTAGGTGGTAGTTTTTGTGTAAAAGTGACAGAGA
CAAGTTGGCAGCAAGTTTTTATATGACATTGCACAGGATTGTGCATGGTGGACAATGTTTT
GTACAGCAGTGAATGCCTCTTCTTCAGAAGCATTCCTGGTTGGTGTAAATTAATTTGGGTG
CAAGTGAAAAGGTTAAGGTTAGTGGAAAACGCTGCACGCAAAATATATATTTTGGAGGA
ATTTGTAATTAATTTACAAACCTCTGCTTATAGTATATTTGACGTGCTAAGTTTGATTTGA
40 GATTGAAAGCAACACCAGTTGTTAATTTGAAAACCTGAACAAAAGACAGACTTAGTCTTTA
ATTTAATTAAGTGTGGTAAGTTACTGGTAAGAGATGTTGGTAAACACCTCTTTACTAGTG
ACTCTTTTGTGTGTACTATGTAGTGCTGCTTTGTATGACAGTAGTTCCTACGTTACTAC
TACC AAAGTGCCTTTAGACCACCTAATGGTTGGCATTTACACGGGGGTGCTTATGCGGTA
GTTAATATTTCTAGCGAATCTAATAATGCAGGCTCTTCACCTGGGTGTAATTTGGTACT
45 ATTCATGGTGGTCGTGTTGTTAATGCTTCTTCTATAGCTATGACGGCACCGTCAACAGGT
ATGGCTTGGTCTAGCAGTCAGTTTTGTAAGTGCACACTGTAACCTTTTCAGATACTACAGTG
TTTGTTACACATTGTTATAAATATGATGGGTGTCCTATAACTGGCATGCTTCAAAGAAT
TTTTTACGTGTTTCTGCTATGAAAAATGGCCAGCTTTTCTATAATTTAACAGTTAGTGTA
GCTAAGTACCCTACTTTTAAATCATTTTCAGTGTGTTAATAATTTAACATCCGTATATTTA
50 AATGGTGATCTTGTTTACACCTCTAATGAGACCACAGATGTTACATCTGCAGGTGTTTAT
TTTAAAGCTGGTGGACCTATAACTTATAAAGTTATGAGAGAAGTTAAAGCCCTGGCTTAT
TTTGTTAATGGTACTGCACAAGATGTTATTTTGTGTGATGGATCACCTAGAGGCTTGTTA
GCATGCCAGTATAATACTGGCAATTTTTTCAGATGGCTTTTATCCTTTTATTAATAGTAGT
TTAGTTAAGCAGAAGTTTATTGTCTATCGTGAAAATAGTGTAAATACTACTTTTACGTTA
55 CACAATTCACTTTTTCATAATGAGACTGGCGCCAACCCTAATCCTAGTGGTGTTCAGAAT
ATTCAACTTACC AAACACAAACAGCTCAGAGTGGTTATTATAATTTTAATTTTCTCTTT
CTGAGTAGTTTTGTTTATAAGGAGTCTAATTTTATGTATGGATCTTATCACCCAAGTTGT

AATTTTAGACTAGAACTATTAATAATGGCTTGTGGTTAATTCACCTTCAGTTTCAATT
 GCTTACGGTCTCTTCAAGGTGGTTGCAAGCAATCTGTCTTTAGTGGTAGAGCAACTTGT
 TGTTATGCTTATTCATATGGAGGTCTTCGCTGTGTAAAGGTGTTTATTCAGGTGAGTTA
 GATCTTAATTTTGAATGTGGACTGTAGTTTATGTTACTAAGAGCGGTGGCTCTCGTATA
 5 CAAACAGCCACTGAACCGCCAGTTATAACTCGACACAATTATAATAATATTACTTTAAAT
 ACTTGTGTTGATTATAATATATATGGCAGAAGTGGCCAAGGTTTATTACTAATGTAACC
 GACTCAGCTGTTAGTTATAATTATCTAGCAGACGCAGGTTTGGCTATTTTAGATACATCT
 GGTTCCATAGACATCTTGTGTGACAAGGTGAATATGGTCTTACTTATTATAAGGTTAAC
 CCTTGGGAAGATGTCAACCAGCAGTTTGTAGTTTCTGGTGGTAAATTAGTAGGTATTCTT
 10 ACTTCACGTAATGAGACTGGTTCTCAGCTTCTTGAGAACCAGTTTACATTAAAATCACT
 AATGGAACACGTCGTTTTAGACGTTCTATTACTGAAAATGTTGCAAATTGCCCTTATGTT
 AGTTATGGTAAGTTTTGTATAAAAACCTGATGGTTCAATTGCCACAATAGTACCAAAACAA
 TTGGAACAGTTTTGTGGCACCTTTACTTAATGTTACTGAAAATGTGCTCATACCTAACAGT
 TTTAATTTAACTGTTACAGATGAGTACATACAAAACGCGTATGGATAAGGTCCAAATTAAT
 15 TGTCTGCAGTATGTTTGTGGCAATTCTCTGGATTGTAGAGATTTGTTTCAACAATATGGG
 CCTGTTTGTGACAACATATTGTCTGTAGTAAATAGTATTGGTCAAAAAGAAGATATGGAA
 CTTTTGAATTTCTATTCTTCTACTAAACCGGCTGGTTTTAATACACCATTTCTTAGTAAT
 GTTAGCACTGGTGGTAAATATTTCTCTTCTGTTAACAACCTCCTAGTAGTCCTAGAAGG
 CGTTCTTTTATTGAAGACCTTCTATTTACAAGCGTTGAATCTGTTGGATTACCAACAGAT
 20 GACGCATACAAAATTTGCACTGCAGGACCTTTAGGTTTTCTTAAGGACCTTGCCTGTGCT
 CGTGAATATAATGGTTTGGCTTGTGTTGCCTCCCATTTATAACAGCAGAAATGCAAATTTTG
 TATACTAGTTCTCTAGTAGCTTCTATGGCTTTTGGTGGTATTACTGCAGCTGGTGTGCTATA
 CCTTTTGCCACACAACCTGCAGGCTAGAATTAATCACTTGGGTATTACCCAGTCACTTTTG
 TTGAAGAATCAAGAAAAAATTGCTGCTTCTTTAATAAGGCCATTGGTCTATGCAGGAA
 25 GGTTTTAGAAGTACATCTCTAGCATTACAACAAAATCAAGATGTTGTTAATAAGCAGAGT
 GCTATTCTTACTGAGACTATGGCATCACTTAATAAAAATTTTGGTGTATTTCTTCTATG
 ATTCGAAGAAATCTACCAGCAACTTGACGCCATACAAGCAAATGCTCAAGTGGATCGTCTT
 ATAACCTGGTAGATTGTCACTCACTTTCTGTTTTAGCATCTGCTAAGCAGGCGGAGCATATT
 AGAGTGTACACAACAGCGTGAGTTAGCTACTCAGAAAATTAATGAGTGTGTTAAGTCACAG
 30 TCTATTAGGTACTCCTTTTGTGGTAATGGACGACATGTTCTAACCATACCGCAAATGCA
 CCTAATGGTATAGTGTTFATACACTTTTCTTATACTCCAGATAGTTTTTGTAAATGTTACT
 GCAATAGTGGGTTTTTGTGTAAGCCAGCTAATGCTAGTCAGTATGCAATAGTACCCGCT
 AATGGTAGGGTATTTTTTATAACAAGTTAATGGTAGTTACTACATCACAGCAGGAGATATG
 TATATGCCAAGAGCTATTACTGCAGGAGATATAGTTACGCTTACTTCTTGTCAAGCAAAT
 35 TATGTAAGTGTAAATAAGACCGTCACTTACTACATTCGTAGACAATGATGATTTTGATTTT
 AATGACGAATTTGCAAAAATGGTGGAAATGACACTAAGCATGAGCTACCAGACTTTGACAAA
 TTCAATTACACAGTACCTATACTTGACATTGATAGTGAAATGATCGTATTCAAGGCGTT
 ATACAGGGTCTTAATGACTCTTTAATAGACCTTGAAAACTTTCAATACTCAAACTTAT
 ATTAAGTGGCCTTGGTATGTGTGGTTAGCCATAGCTTTTGCCACTATTATCTTCATCTTA
 40 ATACTAGGATGGGTTTTCTTCATGACTGGATGTTGTGGTTGTTGTTGTGGATGCTTTGGC
 ATTTATGCCTCTAATGAGTAAGTGTGGTAAGAAATCTTCTTATACACGACTTTTGATAAC
 GATGTGGTAACTTAACAATACAGACCTAAAAGTCTGTTTTAATGATTCAAAGTCCCACGT
 CCTTCCTAATAGTATTAATTTTTCTTGGTGTAACTTGTACTAAGTTGTTTTAGAGAGT
 TTATTTATAGCGCTCCAACAACCTAATACAAGTTTTACTCCAATATCAATAGTAACTTAC
 45 AGCCTAGACTGACCCTTTGTACAGTCTAGACTAATGTTAACTTAGAAGCAATTAATTGA
 AACTGGTGAGCAAGTGATTCAAAAAATCAGTTTCAATTTACAGCATATTTCAAGTGTATT
 AAACACAGAAGTATTTGACCCCTTTGACTATTGTTATTACAGAGGAGGTAATTTTTGGGA
 AATAGAGTCAGCTGAAGATTGTTCAAGGTGATGATGAATTTATTGAATAAGTGCCTAGAGG
 AAAATGGAAGTTTTCTAACAGCGCTTTATATATTTGTAGGATTTTTAGCACTTTATCTTC
 50 TAGGTAGAGCACTTCAAGCATTGTGACAGGCTGCTGATGCTTGTGTTTATTTTTGGTATA
 CATGGGTAGTAATTCAGGAGCTAAGGGTACAGCCTTTGTATATAAGTATACATATGGTA
 GAAAACCTTAACAATCCGGAATTAGAAGCAGTTATTGTCAACGAGTTTCTAAGAACGGTT
 GGAATAATAAAAATCCAGCAAATTTCAAGATGTCCAACGAGACAAATTTGACTCTTGAC
 TTTGAACAGTCAGTTGAGCTTTTTAAAGAGTATAATTTATTTATAACTGCATTCTTGTTG
 55 TTCTTAACCATAATACTTTCAGTATGGCTATGCAACAAGAAGTAAGTTTTATTTATATACTG
 AAAATGATAGTGTATGGTGTCTTTTGGCCCTTAACATTGCAGTAGGTGTAATTTTCATGT
 ATATACCACCAAACACAGGAGGTCTTGTGCGCAGCGATAATACTTACAGTGTGCGTGT

CTGTCTTTTGTAGGTTATTTGGATCCAGAGTATTAGACTCTTTAAGCGGTGTAGGTCATGG
 TGGTCATTTAACCCAGAACTAATGCCGTAGGTTCAATACTCCTAACTAATGGTCAACAA
 TGTAATTTTGTCTATAGAGAGTGTGCCAATGGTGTCTTTCTCCAATTATAAAGAATGGTGT
 CTTTATTGTGAGGGTCAGTGGCTTGCTAAGTGTGAACCAGACCCTTGCCTAAAGATATA
 5 TTTGTTTGTACACCCGATAGACGTAATATCTACCGTATGGTGCAGAAATATACTGGTGAC
 CAAAGCGGAAATAAGAAACGGTTTGCTACGTTTGTCTATGCAAAGCAGTCAGTAGATACT
 GGCGAGCTAGAAAGTGTAGCAACAGGAGGGAGTAGTCTTTACACCTAAATGTGTGTGTGT
 AGAGAGTATTTAAAATTATTCTTTAATAGTGCCTCTATTTTAAAGAGCGCATAATAGTATT
 ATTTTTGAGGATATTAATATAAATCCTCTCTGTTTTATACTCTCTTTTCAAGAGCTATTA
 10 TTTAAAAAACAGTTTTTCCACTCTTTTGTGCCAAAACTATTGTTGTTAATGGTGTAAACC
 TTTCAAGTAGATAATGGAAAAGTCTACTACGAAGGAAAACCAATTTTTTCAGAAAGTTGT
 TGTAGGTTGTGGTTGAGTTATAAAAAAGATTAAACTACCTACTACACTTATTTTTATAAG
 AGGCGTTTTATCTTACAAGCGCTTAATAAATACGGACGATGAAATGGCTGACTAGTTTTG
 TAAGGGCAGTTATTTTCATGTTATAAACCCCTATTTAACTCAATTAAGAGTATTAGATA
 15 GGTTAATCTTAGATCATGGACCAAAACACATCTTAACGTGTGTAGGTGCGTGATTTTTGT
 TTCAATTAGATTTAGTTTATAGGTTGGCGTATACGCCTACTCAATCGCTGGTATGAATAA
 TAGTAAAGATAATCCTTTTTGCGGAGCAATAGCAAGAAAAGCGCGAATTTATCTGAGAGA
 AGGATTAGATTTGTGTTACTTTCTTAACAAAGCAGGACAAGCAGAGTCTTGTCCCGCGTG
 TACCTCTCTAGTATTCAGGGGAAAACCTTGTGAGGAACACAAATATAATAATAATCTTTT
 20 GTCATGGCAAGCGGTAAGGCAACTGGAAAGACAGATGCCCCAGCTCCAGTCATCAAATA
 GGAGGACCAAAGCCACCTAAAGTTGGTTCTTCTGGAAATGTATCTTGGTTTTCAAGCAATA
 AAAGCCAAGAAGTTAAATTCACCTCCGCCTAAGTTTGAAGGTAGCGGTGTTCCCTGATAAT
 GAAAATCTAAAACCAAGTCAGCAGCATGGATATTGGAGACGCCAAGCTAGGTTTAAAGCCA
 GGTAAGGTGGAAGAAAACCAGTCCCAGATGCTTGGTATTTTTACTATACTGGAACAGGA
 25 CCAGCCGCTAACCTGAATTTGGGGTGATAGCCAAGATGGTATAGTGTGGGTTGCTGGTAAG
 GGTGCTGATACTAAATTTAGATCTAATCAGGGTACTCGTGACTCTGACAAGTTTGACCAA
 TATCCGCTACGGTTTTTCAGACGGAGGACCTGATGGTAATTTCCGTTGGGATTTCAATTCCT
 CTGAATCGTGGCAGGAGTGGGAGATCAACAGCAGCTTCATCAGCAGCATCTAGTAGAGCA
 CCATCACGTGAAGTTTCGCGTGGTTCGAGGAGTGGTTCTGAAGATGATCTTATTGCTCGT
 30 GCAGCAAGGATAAATTCAGGATCAGCAGAAGAAGGGTTCTCGCATTACAAAGGCTAAGGCT
 GATGAAAATGGCTCACCGCCGGTATTGCAAGCGCACTATTCCACCTAATTATAAGGTTGAT
 CAAGTGTTTGGTCCCCGTAATAAGGTAAGGAGGGAAATTTTTGGTGTGACAAGATGAAT
 GAGGAAGGTATTAAGGATGGGCGGTTACAGCAATGCTCAACCTAGTTCCCTAGCAGCCAT
 GCTTGTCTTTTCGGAAGTAGAGTACGCCCAGACTTCAACCAGATGGGCTGCACTTGAAA
 35 TTTGAATTTACTACTGTGGTCCCACGTGATGATCCGCAGTTTGATAATTATGTAAAAATT
 TGTGATCAGTGTGTTGATGGTGTAGGAACACGTCCAAAAGATGATGAACCAAGACCAAAG
 TCACGCTCAAGTTCAAGACCTGCAACAAGAGGAAATTTCTCCAGCGCCAAGACAGCAGCGC
 CCTAAGAAGGAGAAAAAGCCAAAGAAGCAGGATGATGAAGTGGATAAAGCATTGACCTCA
 GATGAGGAGAGGAACAATGCACAGCTGGAATTTGATGATGAACCAAGGTAATTAAGTGG
 40 GGGGATTCAGCCCTAGGAGAGAATGAACTTTGAGTAAAATTC AATAGTAAGAGTTAAGGA
 AGATAGGCATGTAGCTTGATTACCTACATGTCTATCGCCAGGGAAATGTCTAATTTTGTCT
 ACTTAGTAGCCTGGAAACGAACGGTAGACCCTTAGATTTTTAATTTAGTTTAATTTTTAGT
 TTAGTTTAAGTTAGTTTAGAGTAGGTATAAAGATGCCAGTGCCGGGGCCACGCGGAGTAC
 GACCGAGGGTACAGCACTAGGACGCCCATTAGGGGAAGAGCTAAATTTTAGTTAAGTTA
 45 AGTTTAAATTTGGCTATGTATAGTTAAAATTTATAGGCTAGTATAGAGTTAGAGCAAAAAA
 AAAAAAAAAAAAAAAAAAAAAA

REPLICASE

50 In addition to the structural and accessory genes, two-thirds of a coronavirus genome
 comprises the replicase gene (at the 5' end of the genome), which is expressed as two
 polyproteins, pp1a and pp1ab, in which pp1ab is an extension product of pp1a as a result
 of a -1 ribosomal shift mechanism. The two polyproteins are cleaved by two types of

virus-encoded proteinases usually resulting in 16 non-structural proteins (Nsp1-16); IBV lacks Nsp1 thereby encoding Nsp2-16.

Thus Gene 1 in IBV encodes 15 (16 in other coronaviruses) non-structural proteins (nsp2-
5 16), which are associated with RNA replication and transcription.

The term 'replicase protein' is used herein to refer to the pp1a and pp1ab polyproteins or individual nsp subunits.

10 The term 'replicase gene' is used herein to refer to a nucleic acid sequence which encodes for replicase proteins.

A summary of the functions of coronavirus nsp proteins is provided in Table 1.

Table 1

Nsp Protein	Key features
1	Conserved within but not between coronavirus genetic groups; potential regulatory functions in the host cell.
2	Dispensable for MHV and SARS-CoV replication in tissue culture
3	Acidic domain; macro domain with ADRP and poly(ADP-ribose)-binding activities; one or two ZBD-containing papain-like proteases; Y domain
4	Transmembrane domain
5	3C-like main protease, homodimer
6	Transmembrane domain
7	Interacts with nsp8 to form a hexadecamer complex
8	Noncanonical RNA polymerase; interacts with nsp7 to form a hexadecameric complex
9	ssRNA-binding protein, dimer
10	RNA-binding protein, homododecamer, zinc-binding domain, known to interact with nsp14 and nsp16
11	Unknown
12	RNA-dependent RNA polymerase
13	Zinc-binding domain, NTPase, dNTPase, 5'-to-3' RNA and DNA helicase, RNA 5'-triphosphate
14	3'-to 5' exoribonuclease, zinc-binding domain and N7-methyltransferase
15	Uridylate-specific endoribonuclease, homohexamer
16	Putative ribose-2'-O-methyltransferase

The variant replicase gene encoded by the coronavirus of the present invention
 5 comprises a mutation in one or more of the sections of sequence encoding nsp-10, nsp-
 14, nsp-15 or nsp-16.

Nsp10 has RNA-binding activity and appears to be involved in homo and/or heterotypic
 interactions within other nsps from the pp1a/pp1ab region. It adopts an α/β fold
 10 comprised of five α -helices, one 3_{10} -helix and three β -strands. Two zinc-binding sites
 have been identified that are formed by conserved cysteine residues and one histidine
 residue (Cys-74/Cys-77/His-83/Cys-90; Cys-117/Cys-120/Cys-128/Cys-130). The protein
 has been confirmed to bind single-stranded and double-stranded RNA and DNA without
 obvious specificity. Nsp-10 can be cross-linked with nsp-9, suggesting the existing of a
 15 complex network of protein-protein interactions involving nsp-7, -8, -9 and -10. In
 addition, nsp-10 is known to interact with nsp-14 and nsp-16.

Nsp-14 comprises a 3'-to-5' exoribonuclease (ExoN) active domain in the amino-terminal
 region. SARS-CoV ExoN has been demonstrated to have metal ion-dependent 3'-to-5'
 20 exoribonuclease activity that acts on both single-stranded and double-stranded RNA, but
 not on DNA. Nsp-14 has been shown to have proof-reading activity. This nsp has also
 been shown to have N7-methyltransferase (MT) activity in the carboxyl-terminal region.

Nsp-15 associated NendoU (nidoviral endoribonuclease, specific for U) RNase activity has been reported for a number of coronaviruses, including SARS-CoV, MHV and IBV. The activities were consistently reported to be significantly enhanced by Mn²⁺ ions and there was little activity in the presence of Mg²⁺ and Ca²⁺. NendoU cleaves at the 3' side
5 of uridylate residues in both single-stranded and double-stranded RNA. The biologically relevant substrate(s) of coronavirus NendoUs remains to be identified.

Nsp-16 has been predicted to mediate ribose-2'-O-methyltransferase (2'-O-MTase) activity and reverse-genetics experiments have shown that the 2'-O-MTase domain is
10 essential for viral RNA synthesis in HCoV-229E and SARS-CoV. The enzyme may be involved in the production of the cap 1 structures of coronavirus RNAs and it may also cooperate with NendoU and ExoN in other RNA processing pathways. 2'-O-MTase might also methylate specific RNAs to protect them from NendoU-mediated cleavage.

15 The genomic and protein sequences for nsp-10, -14, -15 and -16 are provided as SEQ ID NO: 2-5 and 6-9, respectively.

SEQ ID NO: 2 (nsp-10 nucleotide sequence – nucleotides 11884-12318 of SEQ ID NO:1)

20 TCTAAAGGTCATGAGACAGAGGAAGTGGATGCTGTAGGCATTCTCTCACTTTGTTCTTTTGCAGTAGATCCTGCGGATACATATTTGTAATAATATGTGGCAGCAGGTAATCAACCTTTAGGTAAGTGTGTTAAATGTTGACAGTACATAATGGTAGTGGTTTTGCAATAACATCAAAGCCAAGTCCAACCTCCGGATCAGGATTCTTATGGAGGAGCTTCTGTGTGTCTTTATTTGTAGAGCACATATAGCACACCTTGGCGGAGCAGGAAATTTAGATGGACGCTGTCAATTTAAAGGTTCTTTTGTGCAAATACCTACTACGGAGAAAGAT
25 CCTGTTGGATTCTGTCTACGTAACAAGGTTTGCAGTGTGTTGTCAGTGTGGATTGGTTATGGATGTCAGTGTGATTCACTTAGACAACCTAAACCTTCTGTTTCAG

SEQ ID NO: 3 (nsp-14 nucleotide sequence – nucleotides 16938-18500 of SEQ ID NO:1)

30 GGTACAGGCTTGTTTAAATTTGCAACAAAGAGTTTTAGTGGTGTTCACCCAGCTTATGCAGTCACA ACTAAGGCTCTTGCTGCAACTTATAAAGTTAATGATGAACCTTGCTGCACTTGTAAACGTGGAAGCTGGTTCAGAAATAACATATAAACATCTTATTTCTTTGTTAGGGTTAAGATGAGTGTAAATGTTGAA GGCTGCCACAACATGTTTATAACACGTGATGAGGCTATCCGCAACGTAAGAGGTTGGGTAGGTTTT GATGTAGAAGCAACACATGCTTGCGGTACTAACATTGGTACTAACCTGCCTTCCAAGTAGGTTTT
35 TCTACTGGTGCAGACTTTGTAGTTACGCCTGAGGGACTTGTAGATACTTCAATAGGCAATAATTTT GAGCCTGTGAATTCTAAAGCACCTCCAGGTGAACAATTTAATCACTTGAGAGCGTTATTCAAAAAGT GCTAAACCTTGGCATGTTGTAAGGCCAAGGATTGTGCAAATGTAGCGGATAACCTGTGCAACGTT TCAGATTGTGTAGTGTGTTGTCACGTGGTGTGTCATGGCCTAGAATAACCACTTTGCGCTATTTTGTT AAAATAGGCAAGGACCAAGTTTTGTTCTTGCGGTTCTAGAGCAACAACCTTTAATTTCTCATACTCAG
40 GCTTATGCTTGTGGAAGCATTGCTTGGGTTTTGATTTTGTGTTATAATCCACTCTTAGTGGATATT CAACAGTGGGGTTATTCTGGTAACCTACAATTTAACCATGATTTGCATTGTAATGTGCATGGACAC GCACATGTAGCTTCTGCGGATGCTATTATGACCGTGTGCTTGTGCAATTAATAATGCATTTTGTCAA GATGTCAACTGGGATTTAACTTACCCTCATATAGCAAATGAGGATGAAGTCAATTTCTAGCTGTAGA TATTTACAACGCATGTATCTTAATGCATGTGTTGATGCTCTTAAAGTTAACGTTGTCTATGATATA
45 GGCAACCCTAAAGGTATTTAATGTGTTAGACGTGGAGACTTAAATTTTAGATTCTATGATAAGAAT CCAATAGTACCCAATGTCAAGCAGTTTTGAGTATGACTATAATCAGCACAAAGATAAGTTTGTGCTGAT

GGTCTTTGTATGTTTTGGAATTGTAATGTGGATTGTTATCCCGACAATTCCTTACTTTGTAGGTAC
 GACACACGAAATTTGAGTGTGTTAACCTACCTGGTTGTAATGGTGGTAGCTTGTATGTTAACAAG
 CATGCATTCACACACCTAAATTTGATCGCACTAGCTTTTCGTAATTTGAAAGCTATGCCATTCFTT
 TTCTATGACTCATCGCCTTGCGAGACCATTCAATTGGATGGAGTTGCGCAAGACCTTGTGTCAATTA
 5 GCTACGAAAGATTGTATCACAAAATGCAACATAGGCGGTGCTGTTTGTAAAAAGCACGCACAAATG
 TATGCAGATTTTGTGACTTCTTATAATGCAGCTGTTACTGCTGGTTTTACTTTTTGGGTTACTAAT
 AATTTTAACCCATATAATTTGTGGAAAAGTTTTTCAGCTCTCCAG

SEQ ID NO: 4 (nsp-15 nucleotide sequence – nucleotides 18501-19514 of SEQ ID NO:1)

10 TCTATCGACAATATTGCTTATAATATGTATAAAGGTTGGTCAATTATGATGCTATTGCAGGAGAAATG
 CCCACTATCGTAACTGGAGATAAAGTTTTTGTATAGATCAAGGCGTAGAAAAAGCAGTTTTTTTT
 AATCAAACAATTCCTGCCTACATCTGTAGCGTTTGAGCTGTATGCCAAGAGAAAATATTCGCACACTG
 CCAAACAACCGTATTTTGAAGGTTTGGGTGTAGATGTGACTAATGGATTTGTAATTTGGGATTAC
 15 ACGAACCAAACACCCTATACCGTAATACTGTTAAGGTATGTGCATATACAGACATAGAACCAAAT
 GGCCTAATAGTGTCTGTATGATGATAGATATGGTGATTACCAGTCTTTTCTAGCTGCTGATAATGCT
 GTTTTAGTTTTCTACACAGTGTACAAGCGGTATTCGTATGTAGAAATACCGTCAAACCTGCTTGTT
 CAGAACGGTATTCGGTAAAAGATGGAGCGAACCTGTATGTTTATAAGCGTGTAAATGGTGCGTTT
 GTTACGCTACCTAACACAATAAACACACAGGGTTCGAAGTTATGAAACTTTTGAACCTCGTAGTGAT
 20 GTTGAGCGTGATTTTCTCGACATGTCTGAGGAGAGTTTTGTAGAAAAGTATGGTAAAGAATTAGGT
 CTACAGCACATACTGTATGGTGAAGTTGATAAGCCCAATTAGGTGGTTTTCCACACTGTTATAGGT
 ATGTGCAGACTTTTACGTGCGAATAAGTTGAACGCAAAGTCTGTTACTAATTCTGATTCTGATGTC
 ATGCAAAATTAATTTGTATTTGGCAGACAATGGTTCCTACAAGCAAGTGTGTACTGTTGTGGATTTG
 CTGCTTGATGATTTCTTAGAACTTCTTAGGAACATACTGAAAGAGTATGGTACTAATAAGTCTAAA
 25 GTTGTAACAGTGTCAATTGATTACCATAGCATAAATTTTATGACTTGGTTTTGAAGATGGCATTAAT
 AAAACATGTTATCCACAGCTTCAA

SEQ ID NO: 5 (nsp-16 nucleotide sequence – nucleotides 19515-20423 of SEQ ID NO:1)

30 TCAGCATGGACGTGTGGTTATAATATGCCTGAACTTTATAAAGTTCAGAATTGTGTTATGGAACCT
 TGCAACATTCCTAATTAATGTTGTTGGAATAGCGTTGCCAAGTGGTATTATGATGAATGTGGCAAAG
 TATACACAACCTCTGTCAATACCTTTTCGAAAACAACAATGTGTGTACCGCATAAATATGCGAGTAATG
 CATTTTGGAGCTGGAAGTGACAAAGGAGTGGTCCAGGTAGTACTGTTCTTAAACAATGGCTCCCA
 35 GAAGGGACACTCCTTGTCGATAATGATATTGTAGACTATGTGTCTGATGCACATGTTTCTGTGCTT
 TCAGATTGCAATAAATAAAGACAGAGCACAAAGTTTGATCTTGTGATATCTGATATGTATACAGAC
 AATGATTCAAAAAGAAAGCATGAAGGCGTGATAGCCAATAATGGCAATGATGACGTTTTCATATAT
 CTCTCAAGTTTTCTTCGTAATAAATTTGGCTCTAGGTGGTAGTTTTGCTGTAAAAGTGACAGAGACA
 AGTTGGCACGAAGTTTTATATGACATTGCACAGGATTGTGCATGGTGGACAATGTTTTGTACAGCA
 40 GTGAATGCCTCTTCTTCAGAAGCATTCCTGATTGGTGTAAATTAATTTGGGTGCAAGTGAAAAGGTT
 AAGGTTAGTGAAAAACGCTGCACGCAAATTATATATTTTGGAGGAATTGTAATTAATTTACAAACC
 TCTGCTTATAGTATATTTGACGTTGCTAAGTTTGATTTGAGATTGAAAGCAACGCCAGTTGTTAAT
 TTGAAAACCTGAACAAAAGACAGACTTAGTCTTTAATTTAATTAAGTGTGGTAAGTTACTGGTAAGA
 45 GATGTTGGTAACACCTCTTTTACTAGTACTCTTTTGTGTGTACTATGTAG

SEQ ID NO: 6 (nsp-10 amino acid sequence)

SKGHETEEVDVAVGILSLCSFAVDPADTYCKYVAAGNQPLGNVCVKMLTVHNGSGFAITSKPSPTPDQ
 DSYGGASVCLYCRAHIAHPGGAGNLDGRCQFKGSFVQIPTTEKDPVGFCLRNKVCTVCQCWIGYGC
 50 QCDSLRLQPKPSVQ

SEQ ID NO: 7 (nsp-14 amino acid sequence)

GTGLFKICNKEFSGVHPAYAVTTKALAATYKVNDELAALVNVEAGSEITYKHLISLLGFKMSVNVE
 GCHNMFITRDEAIRNVRGWVGFVDEATHACGTNIGTNLFPQVGFSTGADFVVTPEGLVDTSIGNNF
 EPVNSKAPPGEQFNHLRALFKSAKPWHVVRPRIVQMLADNLCNVSDCVVFVTWCHGLELTTLRV
 5 KIGKDQVCSCGSRATTFNSHTQAYACWKHCLGDFVYNPLLVDIQQWGYSGNLQFNHDLHCNVHGH
 AHVASADAIMTRCLAINNAFCQDVNWDLTYPHIANEDEVNSSCRYLQRMYLNACVDALKVNVVYDI
 GNPKGIKCVRRGDLNFRFYDKNPIVFNVKQFEYDYNQHKDKFADGLCMFWNCNVDCYPDNSLVCRY
 DTRNLSVFNLPGCNGGSLYVNKHAHFTPKFDRTSFRNLKAMPFFFYDSSPCETIQLDGVAQDLVSL
 10 ATKDCITKCNIGGAVCKKHAQMYADFTSYNAAVTAGFTFWVTNFFNPYNLWKSFSALQ

SEQ ID NO: 8 (nsp-15 amino acid sequence)

SIDNIAYNMYKGGHYDAIAGEMPTIVTGDKV FVIDQGVEKAVFFNQITLPTSVAFELYAKRNIRTL
 PNNRILKGLGVDVTNGFVIWDYTNQTPLYRNTVKVCAYTDIEPNGLIVLYDDRYGDYQSF
 15 VLVSTQCYKRYSYVEIPSNLLVQNGIPLKDGANLYVYKRVNGAFVTL PNTLNTQGRSYETFEPRSD
 VERDFLDMSEESFVEKYGKELGLQHILYGEVDKPOLGGLHTVIGMCRLLRANKLNKSVTNSDSV
 MQNYFVLADNGSYKQVCTVVDL LLDLDFLELLRNILKEYGTNKSQVVTVSIDYHSINFMTWFEDGII
 KTCYPQLQ

SEQ ID NO: 9 (nsp-16 amino acid sequence)

SAWTCGYNMPELYKVQNCVMEPCNIPNYGVGIALPSGIMMNVAKYTQLCQYLSKTTMCPHNMRVM
 HFGAGSDKGVAPGSTVLKQWLPEGTL LVDNDIVDYVSDAHVSVLSDCNKYKTEHKFDLVI
 25 NDSKRKHEGVIANNNGDDVFIYLSSEFLRNNLALGGSFAVKVTETSWHEVLYDIAQDCAWWTMFTA
 VNASSSEAFVLGVNYLGASEKVKVSGKTLHANYIFWRNCNYLQTSAYSIFDVAKFDLRLKATPVVN
 LKTEQKTDLVFNLIKCGKLLVRDVGNTSFTSDSFVCTM

REDUCED PATHOGENICITY

30 The live, attenuated coronavirus of the present invention comprises a variant replicase gene which causes the virus to have reduced pathogenicity compared to a coronavirus expressing the corresponding wild-type gene.

The term "attenuated" as used herein, refers to a virus that exhibits said reduced
 35 pathogenicity and may be classified as non-virulent. A live, attenuated virus is a weakened replicating virus still capable of stimulating an immune response and producing immunity but not causing the actual illness.

The term "pathogenicity" is used herein according to its normal meaning to refer to the
 40 potential of the virus to cause disease in a subject. Typically the pathogenicity of a coronavirus is determined by assaying disease associated symptoms, for example sneezing, snicking and reduction in tracheal ciliary activity.

The term "reduced pathogenicity" is used to describe that the level of pathogenicity of a coronavirus is decreased, lessened or diminished compared to a corresponding, wild-type coronavirus.

5 In one embodiment, the coronavirus of the present invention has a reduced pathogenicity compared to the parental M41-CK virus from which it was derived or a control coronavirus. The control coronavirus may be a coronavirus with a known pathogenicity, for example a coronavirus expressing the wild-type replicase protein.

10 The pathogenicity of a coronavirus may be assessed utilising methods well-known in the art. Typically, pathogenicity is assessed by assaying clinical symptoms in a subject challenged with the virus, for example a chicken.

As an illustration, the chicken may be challenged at 8-24 days old by nasal or ocular
15 inoculation. Clinical symptoms, associated with IBV infection, may be assessed 3-10 days post-infection. Clinical symptoms commonly assessed to determine the pathogenicity of a coronavirus, for example an IBV, include gasping, coughing, sneezing, snicking, depression, ruffled feathers and loss of tracheal ciliary activity.

20 The variant replicase of the present invention, when expressed in a coronavirus, may cause a reduced level of clinical symptoms compared to a coronavirus expressing a wild-type replicase.

For example a coronavirus expressing the variant replicase may cause a number of
25 snicks per bird per minute which is less than 90%, less than 80%, less than 70%, less than 60%, less than 50%, less than 40%, less than 30%, less than 20% or less than 10% of the number of snicks caused by a virus expressing the wild type replicase.

A coronavirus expressing a variant replicase according to the present invention may
30 cause wheezing in less than 70%, less than 60%, less than 50%, less than 40%, less than 30%, less than 20% or less than 10% of the number of birds in a flock infected with the a virus expressing the wild type replicase.

A coronavirus expressing a variant replicase according to the present invention may
35 result in tracheal ciliary activity which is at least 60%, at least 70%, at least 80%, at least 90% or at least 95% of the level of tracheal ciliary activity in uninfected birds.

A coronavirus expressing a variant replicase according to the present invention may cause clinical symptoms, as defined in Table 2, at a lower level than a coronavirus expressing the wild type replicase.

5 Table 2 IBV severity limits based on clinical signs:

Snicking (sneezing)	}	IBV specific: Mild (N.B. Respiratory signs become apparent from 2-3 dpi if they are going to occur and can continue for up to 7d).
Nasal exudate		
Watery eyes		
Swollen infraorbital sinuses		
Rales (vibration in trachea or bronchi region)	}	Mild, if exceed 2d increase to moderate
Hunched posture / depressed		
Fluffed up feathers		
Eating and drinking less		
Drinking in excess: evident by fluid filled crop or measured water intake	_____	IBV specific: Mild, if exceed 24h increase to moderate for a max of 2d. If still drinking in excess then kill by schedule 1 method.
Less active but still evade capture	}	Mild, if exceed 1d increase to moderate.
Weight loss		
Not eating or drinking		
Birds sit alone and does not evade capture	}	Moderate: birds at end point. Kill by schedule 1 method.
Severe respiratory distress: e.g. excessive gasping		
Snicking and / or rales for 7d in total		
Found dead	_____	Severe: report to project license holder. Full post-mortem to be performed.

The variant replicase of the present invention, when expressed in a coronavirus, may cause the virus to replicate at non-pathogenic levels *in ovo*.

10

While developing vaccines to be administered *in ovo* to chicken embryos, attention must be paid to two points: the effect of maternal antibodies on the vaccines and the effect of the vaccines on the embryo. Maternal antibodies are known to interfere with active immunization. For example, vaccines with mild strains do not induce protective antibody levels when administered to broiler chickens with maternal antibodies as these strains are neutralized by the maternal antibody pool.

15

Thus a viral particle must be sufficiently efficient at replicating and propagating to ensure that it is not neutralized by the maternally-derived antibodies against the virus. Maternally-derived antibodies are a finite pool of effective antibodies, which decrease as the chicken ages, and neutralization of the virus in this manner does not equate to the establishment of long-term immunity for the embryo/chick. In order to develop long-term immunity against the virus, the embryo and hatched chicken must develop an appropriate protective immune response which is distinct to the effect of the maternally-derived antibodies.

10 To be useful for *in ovo* vaccination, the virus must also not replicate and propagate at a level which causes it to be pathogenic to the embryo.

Reduced pathogenicity in terms of the embryo may mean that the coronavirus causes less reduction in hatchability compared to a corresponding, wild-type control coronavirus. Thus the term "without being pathogenic to the embryo" in the context of the present invention may mean "without causing reduced hatchability" when compared to a control coronavirus.

A suitable variant replicase may be identified using methods which are known in the art. For example comparative challenge experiments following *in ovo* vaccination of embryos with or without maternally-derived antibodies may be performed (i.e. wherein the layer has or has not been vaccinated against IBV).

25 If the variant replicase enables the virus to propagate at a level which is too high, the embryo will not hatch or will not be viable following hatching (i.e. the virus is pathogenic to the embryo). A virus which is pathogenic to the embryo may kill the embryo.

If the variant replicase causes a reduction in viral replication and propagation which is too great, the virus will be neutralised by the maternally-derived antibodies. Subsequent challenge of the chick with IBV will therefore result in the development of clinical symptoms (for example wheezing, snicking, loss of ciliary activity) and the onset of disease in the challenged chick; as it will have failed to develop effective immunity against the virus.

35 VARIANT

As used herein, the term 'variant' is synonymous with 'mutant' and refers to a nucleic acid or amino acid sequence which differs in comparison to the corresponding wild-type sequence.

5 A variant/mutant sequence may arise naturally, or may be created artificially (for example by site-directed mutagenesis). The mutant may have at least 70, 80, 90, 95, 98 or 99% sequence identity with the corresponding portion of the wild type sequence. The mutant may have less than 20, 10, 5, 4, 3, 2 or 1 mutation(s) over the corresponding portion of the wild-type sequence.

10

The term "wild type" is used to mean a gene or protein having a nucleotide or amino acid sequence which is identical with the native gene or protein respectively (i.e. the viral gene or protein).

15 Identity comparisons can be conducted by eye, or more usually, with the aid of readily available sequence comparison programs. These commercially available computer programs can calculate % identity between two or more sequences. A suitable computer program for carrying out such an alignment is the GCG Wisconsin Bestfit package (University of Wisconsin, U.S.A.; Devereux *et al.*, 1984, *Nucleic Acids Research* 12:387).

20 Examples of other software that can perform sequence comparisons include, but are not limited to, the BLAST package (see Ausubel *et al.*, 1999 *ibid* – Chapter 18), FASTA (Atschul *et al.*, 1990, *J. Mol. Biol.*, 403-410) and the GENWORKS suite of comparison tools, ClustalX (see Larkin *et al.* (2007) *Clustal W and Clustal X version 2.0*. *Bioinformatics*, 23:2947-2948). Both BLAST and FASTA are available for offline and
25 online searching (see Ausubel *et al.*, 1999 *ibid*, pages 7-58 to 7-60). However, for some applications, it is preferred to use the GCG Bestfit program. A new tool, called BLAST 2 Sequences is also available for comparing protein and nucleotide sequence (see FEMS *Microbiol Lett* 1999 174(2): 247-50; FEMS *Microbiol Lett* 1999 177(1): 187-8 and tatiana@ncbi.nlm.nih.gov).

30

The sequence may have one or more deletions, insertions or substitutions of amino acid residues which produce a silent change and result in a functionally equivalent molecule. Deliberate amino acid substitutions may be made on the basis of similarity in polarity, charge, solubility, hydrophobicity, hydrophilicity, and/or the amphipathic nature of the
35 residues as long as the activity is retained. For example, negatively charged amino acids include aspartic acid and glutamic acid; positively charged amino acids include lysine and arginine; and amino acids with uncharged polar head groups having similar hydrophilicity

values include leucine, isoleucine, valine, glycine, alanine, asparagine, glutamine, serine, threonine, phenylalanine, and tyrosine.

Conservative substitutions may be made, for example according to the Table below.

5 Amino acids in the same block in the second column and preferably in the same line in the third column may be substituted for each other:

ALIPHATIC	Non-polar	G A P
		I L V
	Polar - uncharged	C S T M
		N Q
	Polar - charged	D E
		K R
AROMATIC		H F W Y

10 The coronavirus of the present invention may comprise a variant replicase gene which encodes a protein which comprises a mutation compared to any one of SEQ ID NO: 6, 7, 8 or 9 which, when expressed in a coronavirus, causes the virus to have reduced pathogenicity compared to a coronavirus expressing the corresponding wild-type replicase.

15 The variant replicase gene may encode a protein which comprises at least one or more amino acid mutations in any combination of nsp-10, nsp-14, nsp-15 and nsp-16.

20 The variant replicase gene of the coronavirus of the present invention may encode a protein comprising a mutation as defined in the M41 mod sequences presented in Figure 10.

The variant replicase gene of the coronavirus of the present invention may encode a protein which comprises one or more amino acid mutations selected from the list of:

- 25 Pro to Leu at position 85 of SEQ ID NO: 6,
- Val to Leu at position 393 of SEQ ID NO: 7;
- Leu to Ile at position 183 of SEQ ID NO: 8;
- Val to Ile at position 209 of SEQ ID NO: 9.

The variant replicase gene of the coronavirus of the present invention may encode a protein which does not comprise a mutation in nsp-2, nsp-3, nsp-6 or nsp-13.

5 The variant replicase gene of the coronavirus of the present invention may encode a protein which does not comprise a mutation in nsp10 which corresponds to the threonine to isoleucine mutation caused by a mutation at nucleotide position 12,008 in the gene reported by Ammayappan *et al.* (Arch Virol (2009) 154:495-499).

10 Ammayappan et al (as above) reports the identification of sequence changes responsible for the attenuation of IBV strain Arkansas DPI. The study identified 17 amino acid changes in a variety of IBV proteins following multiple passages, approx. 100, of the virus in embryonated eggs. It was not investigated whether the attenuated virus (Ark DPI 101) is capable of replicating in the presence of maternally-derived antibodies against the virus *in ovo*, without being pathogenic to the embryo. Given that this virus was produced by
15 multiple passage in SPF embryonated eggs, similar methodology for classical IBV vaccines, it is likely that this virus is pathogenic for embryos. The virus may also be sensitive to maternally-derived antibodies if the hens were vaccinated with a similar serotype.

20 The variant replicase gene of the coronavirus of the present invention may encode a protein which comprises any combination of one or more amino acid mutations provided in the list above.

The variant replicase gene may encode a protein which comprises the amino acid
25 mutation Pro to Leu at position 85 of SEQ ID NO: 6.

The variant replicase gene may encode a protein which comprises the amino acid mutation Val to Leu at position 393 of SEQ ID NO: 7.

30 The variant replicase gene may encode a protein which comprises the amino acid mutation Leu to Ile at position 183 of SEQ ID NO: 8.

The variant replicase gene may encode a protein which comprises the amino acid mutation Val to Ile at position 209 of SEQ ID NO: 9.

35

The variant replicase gene may encode a protein which comprises the amino acid mutations Pro to Leu at position 85 of SEQ ID NO: 6, and Val to Leu at position 393 of SEQ ID NO: 7.

- 5 The variant replicase gene may encode a protein which comprises the amino acid mutations Pro to Leu at position 85 of SEQ ID NO: 6 Leu to Ile at position 183 of SEQ ID NO: 8.

10 The variant replicase gene may encode a protein which comprises the amino acid mutations Pro to Leu at position 85 of SEQ ID NO: 6 and Val to Ile at position 209 of SEQ ID NO: 9.

15 The variant replicase gene may encode a protein which comprises the amino acid mutations Val to Leu at position 393 of SEQ ID NO: 7 and Leu to Ile at position 183 of SEQ ID NO: 8.

20 The variant replicase gene may encode a protein which comprises the amino acid mutations Val to Leu at position 393 of SEQ ID NO: 7 and Val to Ile at position 209 of SEQ ID NO: 9.

The variant replicase gene may encode a protein which comprises the amino acid mutations Leu to Ile at position 183 of SEQ ID NO: 8 and Val to Ile at position 209 of SEQ ID NO: 9.

- 25 The variant replicase gene may encode a protein which comprises the amino acid mutations Pro to Leu at position 85 of SEQ ID NO: 6, Val to Leu at position 393 of SEQ ID NO: 7 and Leu to Ile at position 183 of SEQ ID NO: 8.

30 The variant replicase gene may encode a protein which comprises the amino acid mutations Pro to Leu at position 85 of SEQ ID NO: 6 Leu to Ile at position 183 of SEQ ID NO: 8 and Val to Ile at position 209 of SEQ ID NO: 9.

35 The variant replicase gene may encode a protein which comprises the amino acid mutations Pro to Leu at position 85 of SEQ ID NO: 6, Val to Leu at position 393 of SEQ ID NO: 7 and Val to Ile at position 209 of SEQ ID NO: 9.

The variant replicase gene may encode a protein which comprises the amino acid mutations Val to Leu at position 393 of SEQ ID NO: 7, Leu to Ile at position 183 of SEQ ID NO: 8 and Val to Ile at position 209 of SEQ ID NO: 9.

5 The variant replicase gene may encode a protein which comprises the amino acid mutations Pro to Leu at position 85 of SEQ ID NO: 6, Val to Leu at position 393 of SEQ ID NO: 7, Leu to Ile at position 183 of SEQ ID NO: 8 and Val to Ile at position 209 of SEQ ID NO: 9.

10 The variant replicase gene may also be defined at the nucleotide level.

For example the nucleotide sequence of the variant replicase gene of the coronavirus of the present invention may comprise one or more nucleotide substitutions within the regions selected from the list of: 11884-12318, 16938-18500, 18501-19514 and 19515-
15 20423 of SEQ ID NO:1.

For example the nucleotide sequence of the variant replicase gene of the coronavirus of the present invention may comprise one or more nucleotide substitutions selected from the list of:

20 C to T at nucleotide position 12137;
G to C at nucleotide position 18114;
T to A at nucleotide position 19047; and
G to A at nucleotide position 20139;

compared to the sequence shown as SEQ ID NO: 1.

25 As used herein, the term "substitution" is synonymous with the term mutation and means that the nucleotide at the identified position differs to that of the wild-type nucleotide sequence.

30 The nucleotide sequence may comprise any combination of the nucleotide substitutions selected from the list of:

C to T at nucleotide position 12137;
G to C at nucleotide position 18114;
T to A at nucleotide position 19047; and
35 G to A at nucleotide position 20139;

compared to the sequence shown as SEQ ID NO: 1.

The nucleotide sequence may comprise the substitution C12137T.

The nucleotide sequence may comprise substitution G18114C.

5 The nucleotide sequence may comprise the substitution T19047A.

The nucleotide sequence may comprise the substitution G20139A.

The nucleotide sequence may comprise the substitutions C12137T and G18114C.

10

The nucleotide sequence may comprise the substitutions C12137T and T19047A.

The nucleotide sequence may comprise the substitutions C12137T and G20139A.

15 The nucleotide sequence may comprise the substitutions G18114C and T19047A.

The nucleotide sequence may comprise the substitutions G18114C and G20139A.

The nucleotide sequence may comprise the substitutions T19047A and G20139A.

20

The nucleotide sequence may comprise the substitutions C12137T, G18114C and T19047A.

The nucleotide sequence may comprise the substitutions C12137T, T19047A and G20139A.

25

The nucleotide sequence may comprise the substitutions C12137T, G18114C and G20139A.

30 The nucleotide sequence may comprise the substitutions G18114C, T19047A and G20139A.

The nucleotide sequence may comprise the substitutions C12137T, G18114C, T19047A and G20139A.

35

The nucleotide sequence may not comprise a substitution which corresponds to the C12008T substitution reported by Ammayappan *et al.* (as above).

The nucleotide sequence may be natural, synthetic or recombinant. It may be double or single stranded, it may be DNA or RNA or combinations thereof. It may, for example, be cDNA, PCR product, genomic sequence or mRNA.

5

The nucleotide sequence may be codon optimised for production in the host/host cell of choice.

It may be isolated, or as part of a plasmid, virus or host cell.

10

PLASMID

A plasmid is an extra-chromosomal DNA molecule separate from the chromosomal DNA which is capable of replicating independently of the chromosomal DNA. They are usually circular and double-stranded.

15

Plasmids, or vectors (as they are sometimes known), may be used to express a protein in a host cell. For example a bacterial host cell may be transfected with a plasmid capable of encoding a particular protein, in order to express that protein. The term also includes yeast artificial chromosomes and bacterial artificial chromosomes which are capable of accommodating longer portions of DNA.

20

The plasmid of the present invention comprises a nucleotide sequence capable of encoding a defined region of the replicase protein. It may also comprise one or more additional coronavirus nucleotide sequence(s), or nucleotide sequence(s) capable of encoding one or more other coronavirus proteins such as the S gene and/or gene 3.

25

The plasmid may also comprise a resistance marker, such as the guanine xanthine phosphoribosyltransferase gene (*gpt*) from *Escherichia coli*, which confers resistance to mycophenolic acid (MPA) in the presence of xanthine and hypoxanthine and is controlled by the vaccinia virus P7.5 early/late promoter.

30

RECOMBINANT VACCINIA VIRUS

The present invention also relates to a recombinant vaccinia virus (rVV) comprising a variant replicase gene as defined herein.

35

The recombinant vaccinia virus (rVV) may be made using a vaccinia-virus based reverse genetics system.

In this respect, the present invention also provides a method for making a viral particle by:

- 5 (i) transfecting a plasmid as described in the previous section into a host cell;
- (ii) infecting the host cell with a recombining virus comprising the genome of a coronavirus strain with a replicase gene;
- (iii) allowing homologous recombination to occur between the replicase gene sequences in the plasmid and the corresponding sequences in the recombining virus genome to produce a modified replicase gene;
- 10 (iv) selecting for recombining virus comprising the modified replicase gene.

The term 'modified replicase gene' refers to a replicase gene which comprises a variant replicase gene as described in connection with the first aspect of the present invention. Specifically, the term refers to a gene which is derived from a wild-type replicase gene but comprises a nucleotide sequence which causes it to encode a variant replicase protein as defined herein.

The recombination may involve all or part of the replicase gene. For example the recombination may involve a nucleotide sequence encoding for any combination of nsp-10, nsp-14, nsp-15 and/or nsp-16. The recombination may involve a nucleotide sequence which encodes for an amino acid mutation or comprises a nucleotide substitution as defined above.

25 The genome of the coronavirus strain may lack the part of the replicase protein corresponding to the part provided by the plasmid, so that a modified protein is formed through insertion of the nucleotide sequence provided by the plasmid.

The recombining virus is one suitable to allow homologous recombination between its genome and the plasmid. The vaccinia virus is particularly suitable as homologous recombination is routinely used to insert and delete sequences for the vaccinia virus genome.

The above method optionally includes the step:

- 35 (v) recovery of recombinant coronavirus comprising the modified replicase gene from the DNA from the recombining virus from step (iv).

Methods for recovering recombinant coronavirus, such as recombinant IBV, are known in the art (See Britton et al (2005) see page 24; and PCT/GB2010/001293).

5 For example, the DNA from the recombining virus from step (iv) may be inserted into a plasmid and used to transfect cells which express cytoplasmic T7 RNA polymerase. The cells may, for example be pre-infected with a fowlpox virus expressing T7 RNA polymerase. Recombinant coronavirus may then be isolated, for example, from the growth medium.

10 When the plasmid is inserted into the vaccinia virus genome, an unstable intermediate is formed. Recombinants comprising the plasmid may be selected for e.g. using a resistance marker on the plasmid.

15 Positive recombinants may then be verified to contain the modified replicase gene by, for example, PCR and sequencing.

Large stocks of the recombining virus including the modified replicase gene (e.g. recombinant vaccinia virus, (rVV) may be grown up and the DNA extracted in order to carry out step (v)).

20 Suitable reverse genetics systems are known in the art (Casais et al (2001) J. Virol 75:12359-12369; Casais et al (2003) J. Virol. 77:9084-9089; Britton et al (2005) J. Virological Methods 123:203-211; Armesto et al (2008) Methods in Molecular Biology 454:255-273).

25
CELL

The coronavirus may be used to infect a cell.

30 Coronavirus particles may be harvested, for example from the supernatant, by methods known in the art, and optionally purified.

The cell may be used to produce the coronavirus particle.

35 Thus the present invention also provides a method for producing a coronavirus which comprises the following steps:

(i) infection of a cell with a coronavirus according to the invention;

- (ii) allowing the virus to replicate in the cell; and
- (iii) harvesting the progeny virus.

5 The present invention also provides a cell capable of producing a coronavirus according to the invention using a reverse genetics system. For example, the cell may comprise a recombining virus genome comprising a nucleotide sequence capable of encoding the replicase gene of the present invention.

10 The cell may be able to produce recombinant recombining virus (e.g. vaccinia virus) containing the replicase gene.

Alternatively the cell may be capable of producing recombinant coronavirus by a reverse genetics system. The cell may express or be induced to express T7 polymerase in order to rescue the recombinant viral particle.

15

VACCINE

The coronavirus may be used to produce a vaccine. The vaccine may be a live attenuated form of the coronavirus of the present invention and may further comprise a pharmaceutically acceptable carrier. As defined herein, "pharmaceutically acceptable carriers" suitable for use in the invention are well known to those of skill in the art. Such carriers include, without limitation, water, saline, buffered saline, phosphate buffer, alcohol/aqueous solutions, emulsions or suspensions. Other conventionally employed diluents and excipients may be added in accordance with conventional techniques. Such carriers can include ethanol, polyols, and suitable mixtures thereof, vegetable oils, and injectable organic esters. Buffers and pH adjusting agents may also be employed. Buffers include, without limitation, salts prepared from an organic acid or base. Representative buffers include, without limitation, organic acid salts, such as salts of citric acid, e.g., citrates, ascorbic acid, gluconic acid, histidine-Hel, carbonic acid, tartaric acid, succinic acid, acetic acid, or phthalic acid, Tris, trimethanmine hydrochloride, or phosphate buffers. Parenteral carriers can include sodium chloride solution, Ringer's dextrose, dextrose, trehalose, sucrose, and sodium chloride, lactated Ringer's or fixed oils. Intravenous carriers can include fluid and nutrient replenishers, electrolyte replenishers, such as those based on Ringer's dextrose and the like. Preservatives and other additives such as, for example, antimicrobials, antioxidants, chelating agents (e.g., EDTA), inert gases and the like may also be provided in the pharmaceutical carriers. The present invention is not limited by the selection of the carrier. The preparation of these

20

25

30

35

pharmaceutically acceptable compositions, from the above-described components, having appropriate pH isotonicity, stability and other conventional characteristics is within the skill of the art. See, e.g., texts such as Remington: The Science and Practice of Pharmacy, 20th ed, Lippincott Williams & Wilkins, publ., 2000; and The Handbook of
5 Pharmaceutical Excipients, 4.sup.th edit., eds. R. C. Rowe et al, APhA Publications, 2003.

The vaccine of the invention will be administered in a "therapeutically effective amount", which refers to an amount of an active ingredient, e.g., an agent according to the
10 invention, sufficient to effect beneficial or desired results when administered to a subject or patient. An effective amount can be administered in one or more administrations, applications or dosages. A therapeutically effective amount of a composition according to the invention may be readily determined by one of ordinary skill in the art. In the context
15 of this invention, a "therapeutically effective amount" is one that produces an objectively measured change in one or more parameters associated Infectious Bronchitis condition sufficient to effect beneficial or desired results .An effective amount can be administered in one or more administrations. For purposes of this invention, an effective amount of drug, compound, or pharmaceutical composition is an amount sufficient to reduce the incidence of Infectious Bronchitis. As used herein, the term "therapeutic" encompasses
20 the full spectrum of treatments for a disease, condition or disorder. A "therapeutic" agent of the invention may act in a manner that is prophylactic or preventive, including those that incorporate procedures designed to target animals that can be identified as being at risk (pharmacogenetics); or in a manner that is ameliorative or curative in nature; or may act to slow the rate or extent of the progression of at least one symptom of a disease or
25 disorder being treated.

The present invention also relates to a method for producing such a vaccine which comprises the step of infecting cells, for example Vero cells, with a viral particle
30 comprising a replicase protein as defined in connection with the first aspect of the invention.

VACCINATION METHOD

35 The coronavirus of the present invention may be used to treat and/or prevent a disease.

To "treat" means to administer the vaccine to a subject having an existing disease in order to lessen, reduce or improve at least one symptom associated with the disease and/or to slow down, reduce or block the progression of the disease.

5 To "prevent" means to administer the vaccine to a subject who has not yet contracted the disease and/or who is not showing any symptoms of the disease to prevent or impair the cause of the disease (e.g. infection) or to reduce or prevent development of at least one symptom associated with the disease.

10 The disease may be any disease caused by a coronavirus, such as a respiratory disease and and/or gastroenteritis in humans and hepatitis, gastroenteritis, encephalitis, or a respiratory disease in other animals.

The disease may be infectious bronchitis (IB); Porcine epidemic diarrhoea; Transmissible
15 gastroenteritis; Mouse hepatitis virus; Porcine haemagglutinating encephalomyelitis; Severe acute respiratory syndrome (SARS); or Bluecomb disease.

The disease may be infectious bronchitis.

20 The vaccine may be administered to hatched chicks or chickens, for example by eye drop or intranasal administration. Although accurate, these methods can be expensive e.g. for large broiler flocks. Alternatives include spray inoculation of administration to drinking water but it can be difficult to ensure uniform vaccine application using such methods.

25 The vaccine may be provided in a form suitable for its administration, such as an eye-dropper for intra-ocular use.

The vaccine may be administered by *in ovo* inoculation, for example by injection of embryonated eggs. *In ovo* vaccination has the advantage that it provides an early stage
30 resistance to the disease. It also facilitates the administration of a uniform dose per subject, unlike spray inoculation and administration via drinking water.

The vaccine may be administered to any suitable compartment of the egg, including allantoic fluid, yolk sac, amnion, air cell or embryo. It may be administered below the
35 shell (aircell) membrane and chorioallantoic membrane.

Usually the vaccine is injected into embryonated eggs during late stages of embryonic development, generally during the final quarter of the incubation period, such as 3-4 days prior to hatch. In chickens, the vaccine may be administered between day 15-19 of the 21-day incubation period, for example at day 17 or 18.

5

The process can be automated using a robotic injection process, such as those described in WO 2004/078203.

10

The vaccine may be administered together with one or more other vaccines, for example, vaccines for other diseases, such as Newcastle disease virus (NDV). The present invention also provides a vaccine composition comprising a vaccine according to the invention together with one or more other vaccine(s). The present invention also provides a kit comprising a vaccine according to the invention together with one or more other vaccine(s) for separate, sequential or simultaneous administration.

15

The vaccine or vaccine composition of the invention may be used to treat a human, animal or avian subject. For example, the subject may be a chick, chicken or mouse (such as a laboratory mouse, e.g. transgenic mouse).

20

Typically, a physician or veterinarian will determine the actual dosage which will be most suitable for an individual subject or group of subjects and it will vary with the age, weight and response of the particular subject(s).

25

The composition may optionally comprise a pharmaceutically acceptable carrier, diluent, excipient or adjuvant. The choice of pharmaceutical carrier, excipient or diluent can be selected with regard to the intended route of administration and standard pharmaceutical practice. The pharmaceutical compositions may comprise as (or in addition to) the carrier, excipient or diluent, any suitable binder(s), lubricant(s), suspending agent(s), coating agent(s), solubilising agent(s), and other carrier agents that may aid or increase the delivery or immunogenicity of the virus.

30

The invention will now be further described by way of Examples, which are meant to serve to assist one of ordinary skill in the art in carrying out the invention and are not intended in any way to limit the scope of the invention.

35

EXAMPLES

EXAMPLE 1 – Generation of an IBV reverse genetics system based on M41-CK

A M41-CK full-length cDNA was produced by replacement of the Beaudette cDNA in the Vaccinia virus reverse genetics system previously described in PCT/GB2010/001293 (herein incorporated by reference) with synthetic cDNA derived from the M41 consensus sequence.

The IBV cDNA within recombinant Vaccinia virus (rVV) rVV-BeauR-Rep-M41 structure described in Armesto, Cavanagh and Britton (2009). PLoS ONE 4(10): e7384. doi:10.1371/journal.pone.0007384, which consisted of the replicase derived from IBV Beaudette strain and the structural and accessory genes and 3' UTR from IBV M41-CK, was further modified by replacement of the Beaudette 5' UTR-Nsp2-Nsp3 sequence with the corresponding sequence from IBV M41-CK. The resulting IBV cDNA consisted of 5' UTR-Nsp2-Nsp3 from M41, Nsp4-Nsp16 from Beaudette and the structural and accessory genes and 3' UTR from M41. This cDNA was further modified by the deletion of the Beaudette Nsp4-Nsp16 sequence. The resulting cDNA, lacking Nsp4-16, was modified in four further steps in which the deleted Nsps were sequentially replaced with the corresponding sequences from M41-CK, the replacement cDNAs represented M41-CK Nsp4-8, Nsp9-12, Nsp12-14 and finally Nsp15-16. Each replacement cDNA contained approx. 500 nucleotides at the 5' end corresponding to the 3' most M41 sequence previously inserted and approx. 500 nucleotides at the 3' end corresponding to the M41 S gene sequence. This allowed insertion of the M41 cDNA sequence by homologous recombination and sequential addition of contiguous M41 replicase gene sequence. The synthetic cDNAs containing the M41-derived Nsp sequences were added by homologous recombination utilising the inventor's previous described transient dominant selection (TDS) system (see PCT/GB2010/001293). The M41-derived cDNAs containing sequence corresponding to the M41 Nsps-10, -14, -15 and -16 contained the modified amino acids at positions 85, 393, 183 and 209, respectively, as indicated in Figure 10.

A full-length cDNA representing the genome of M41-CK was generated in Vaccinia virus representing the synthetic sequences. Two rIBVs, M41-R-6 and M41-R-12, were rescued and shown to grow in a similar manner as M41-CK (Fig. 1).

EXAMPLE 2 – Determining the pathogenicity of rescued M41 viruses

The viruses rescued in Example 1 were used to infect 8-day-old specific pathogen free (SPF) chicks by ocular and nasal inoculation to test them for pathogenicity, as observed

by clinical signs on a daily basis 3-7 days post-infection and for ciliary activity days 4 and 6 post-infection. Loss of ciliary activity is a well-established method for determining the pathogenicity of IBV. The two M41-R viruses were found to be apathogenic when compared to M41-CK though they did show some clinical signs in comparison to uninfected control chicks (Fig. 2) and some but inconsistent loss in ciliary activity (Fig. 3).

Thus, the M41-R molecular clones of M41-CK were not pathogenic when compared to the parental virus M41-CK.

The inventors identified several nucleotide differences in the M41-R compared to the M41-CK sequences. The majority of these were synonymous mutations, as the nucleotide change did not affect the amino acid sequence of the protein associated with the sequence. However, four non-synonymous mutations were identified in the IBV replicase gene specific to Nsp-10, Nsp-14, Nsp-15 and Nsp-16 components of the replicase gene, these mutations resulted in amino acid changes (Table 3).

Table 3. Non-Synonymous mutations identified in the Nsp's of M41-R full-length genome

Region of Replicase	Nucleotide position	Nucleotide Mutation	Amino Acid Change
Nsp10	12137	C→T	Pro→Leu
Nsp14	18114	G→C	Val→Leu
Nsp15	19047	T→A	Leu→Ile
Nsp16	20139	G→A	Val→Ile

20

EXAMPLE 3 – Repair of M41-R rIBVs

In order to determine whether the identified mutations were responsible for the loss of pathogenicity associated with M41-R, the Nsp10 mutation was repaired and the mutations in Nsp-14, -15 & -16 were repaired and shown to grow in a similar manner as M41-CK (Fig 9). The inventors thus generated the rIBVs, M41R-nsp10rep and M41R-nsp14, 15, 16rep, using synthetic cDNAs containing the correct nucleotides utilising the inventor's previous described (TDS) system (see PCT/GB2010/001293).

30

The rIBVs were assessed for pathogenicity in chicks as described previously. Both rIBVs showed increased pathogenicity when compared to M41-R but not to the level observed with M41-CK (Figs 4 and 5). M41R-nsp14, 15, 16rep gave more clinical signs and more reduction in ciliary activity than M41R-nsp10rep, overall these results indicated that the changes associated with the four Nsp's appear to affect pathogenicity.

To determine the roles of the Nsp's in pathogenicity the full-length cDNA corresponding to M41R-nsp10rep was used to repair the mutations in Nsp's 14, 15 & 16 using a synthetic cDNA containing the correct nucleotides utilising the TDS system.

The following rIBVs were produced:-

- M41R-nsp10, 15rep – M41-R with the mutations in Nsp-10 and Nsp-15 repaired
- M41R-nsp10, 14, 15rep – M41-R with mutations in Nsp-10, -14 and -15 repaired
- M41R-nsp10, 14, 16rep – M41-R with mutations in Nsp-10, -14 and -16 repaired
- M41R-nsp10, 15, 16rep – M41-R with mutations in Nsp-10, -15 and -16 repaired
- M41-K - All four mutations, Nsp-10,-14,-15 & -16 repaired in M41-R

The rIBVs were shown to grow in a similar manner as M41-CK (Fig 9) and assessed for pathogenicity as described previously. M41-K (in which all four mutations had been repaired) resulted in clinical signs and 100% loss of ciliary activity (complete ciliostasis) by 4 days post-infection (Fig. 6, 7 & 8). The other rIBVs demonstrated varying levels of pathogenicity, apart from M41R-nsp10, 15, 16rep, which was essentially apathogenic. These results confirmed that repair of all four Nsp's restored pathogenicity to M41-R; again supporting the previous evidence that the mutations described in the four Nsp's are implicated in attenuating M41-CK.

The inventors also generated rIBV M41R-nsp 10, 14 rep (nsp 10 and 14 are repaired, nsp 15 and 16 contain mutations) and rIBV M41R-nsp 10, 16 rep (nsp 10 and 16 are repaired, nsp 14 and 15 contain mutations) and assessed the pathogenicity of these viruses.

rIBV M41R-nsp 10, 14 rep less pathogenic than M41-K but caused around 50% ciliostasis on days 4–6 post-infection. rIBV M41R-nsp 10, 16 rep was almost apathogenic and caused no ciliostasis (see Figure 11a-c).

Thus the genome associated with M41-R is a potential backbone genome for a rationally attenuated IBV.

EXAMPLE 4 – Vaccination/Challenge Study with M41-R

Candidate vaccine viruses were tested in studies in which fertilized chicken eggs were vaccinated *in ovo* at 18 days embryonation and in which the hatchability of the inoculated eggs was determined. The clinical health of the chickens was investigated and the chickens were challenged at 21 days of age with a virulent IB M41 challenge virus at $10^{3.65}$ EID₅₀ per dose.

Clinical signs were investigated after challenge protection by the vaccine and a ciliostasis test was performed at 5 days after challenge to investigate the effect of the challenge viruses on movement of the cilia and protection by the vaccine against ciliostasis (inhibition of cilia movement).

In ovo vaccination in commercial broiler eggs

The design of the experiment is given in Table 4 and the clinical results are given in Table 5. Hatchability of the eggs inoculated with IB M41-R was good and chickens were healthy. IB M41-R protected against clinical signs after challenge in the broilers (placebo: 19/19 affected, IB M41-R: 3/18 affected and 1 dead). The results of the ciliostasis test are given in Table 6. IB M41-R generated protection against ciliostasis.

Table 4 - Design of a hatchability, safety, efficacy study in commercial eggs

Treatment	Treatment Description	EID ₅₀ ¹ per dose	Route of Admin	Day(s) of Admin	Day(s) of Challenge ²	End of Study	Nr. of eggs per treatment
T01	None	NA	NA	NA	NA	NA	30
T02	IB M41-R	10 ⁴	In ovo	18 days embryonation	At 21 days of age, 20 chickens per group	At 26 days of age	30
NTX	Saline	NA	In ovo				30

¹ Dose volume 0.1 ml, NA, not applicable.

² $10^{3.65}$ EID₅₀ per dose.

Table 5 - Hatch percentages and clinical data before and after challenge in commercial chickens. for design see Table 1.

Treatment	Hatch/ total	Vital/ total	Before challenge		After challenge	
			Deaths/ total	Symptoms/ total	Deaths/ total	Symptoms/ total
None	28/30		Euthanized directly after hatch for blood collection			
IB M41-R	28/30	28/28	1/20	0/19	1/19	3/18 ^{1,7}
Saline	29/30	29/29	1/20	0/19	0/19	19/19 ^{1,2,3,4,5,6,7}

- 5 ¹ Disturbed respiratory system
- ² Whizzing
- ³ Change of voice
- ⁴ Breathing difficult
- ⁵ Swollen intra-orbital sinuses
- 10 ⁶ Uneven growth
- ⁷ Weak

Table 6 - Results of the ciliostasis test after challenge, for design see Table 1.

Treatment	Protected/total	Percentage protection
Saline	0/19	0%
IB M41R	5/18	28%

15 *In ovo* vaccination in specific pathogen-free (SPF) eggs

The design of the study in SPF eggs is given in Table 7 and is similar with the design of the studies with commercial broilers, but the vaccination dose for IB M41-R was higher, (10⁵ EID₅₀ per dose).

20 The results (Table 8) show that the hatch percentage for IB M41-R hatch was low, and 19 of 40 hatched and the chicks were weak. Eight chicks died. The remaining 11 chickens were challenged and 11 of the chicks hatched from the eggs which had been inoculated with saline were challenged.

25 In the ciliostasis test after challenge it appeared that all chickens vaccinated *in ovo* with IB M41-R were protected, whereas none of the controls was protected, see Table 9.

Table 7. Design of a hatchability, safety, efficacy study in SPF eggs

Treatment	Treatment Description	EID ₅₀ ¹ per dose	Route of Admin	Day of Admin	Days of Challenge ²	End of Study	Nr. of eggs per treatment
T01	IB M41-R	10 ⁵	In ovo	18 days embryo-nation	At 21 days of age	At 26 days of age	40
T04	Saline	NA	In ovo				40
NTX	NA	NA	NA		NA		10

¹ Dose volume 0.1 ml, NA, not applicable.

² Challenge dose 10^{3.3} EID₅₀ in 0.2 ml.

5

Table 8. Hatch percentages and clinical data before and after challenge in SPF chickens, for design see Table 7.

Treatment	Hatch/total	Vital/total	Before challenge		After challenge	
			Deaths/total	Symptoms/total	Deaths/total	Symptoms/total
IB M41-R	19/40	11/40	8/40	weak	0	0
Saline	30/40	30/40	0	-	0	0
NA	9/10	9/10	0	-	-	-

10

Table 9. Results of the ciliostasis test after challenge, for design see Table 7.

Treatment	Protected/total	Percentage protection
Saline	0/11	0%
IB M41R	11/11	100%

In conclusion, IB M41-R was safe in commercial eggs, generated protection against clinical signs and to an extent against ciliostasis.

15

In SPF eggs vaccinated with IB M41 R a relatively low number of chickens hatched. This may be due to the 10⁵ EID₅₀ per egg of IB M41-R used. This was 10-fold higher than the dose used in earlier studies in which there was a higher level of hatchability. The lower hatch percentages may also be caused by a particularly high susceptibility of the batch of SPF eggs for viruses, as in other studies the level of embryo mortality was also higher that had previously been observed.

20

After challenge all surviving chickens after hatch were completely protected against ciliostasis. It is concluded that IB M41-R has great potential as vaccine to be administered *in ovo*.

25

All publications mentioned in the above specification are herein incorporated by reference. Various modifications and variations of the described methods and system of the invention will be apparent to those skilled in the art without departing from the scope and spirit of the invention. Although the invention has been described in connection with specific preferred embodiments, it should be understood that the invention as claimed should not be unduly limited to such specific embodiments. Indeed, various modifications of the described modes for carrying out the invention which are obvious to those skilled in molecular biology, virology or related fields are intended to be within the scope of the following claims.

CLAIMS

1. A live, attenuated coronavirus comprising a variant replicase gene encoding polyproteins comprising a mutation in one or more of non-structural protein(s) (nsp)-10, nsp-14, nsp-15 or nsp-16.
2. The coronavirus according to claim 1 wherein the variant replicase gene encodes a protein comprising one or more amino acid mutations selected from the list of:
- Pro to Leu at position 85 of SEQ ID NO: 6,
 - Val to Leu at position 393 of SEQ ID NO: 7;
 - Leu to Ile at position 183 of SEQ ID NO: 8;
 - Val to Ile at position 209 of SEQ ID NO: 9.
3. The coronavirus according to claim 1 or 2, wherein the replicase gene encodes a protein comprising the amino acid mutation Pro to Leu at position 85 of SEQ ID NO: 6.
4. The coronavirus according to any preceding claim wherein the replicase gene encodes a protein comprising the amino acid mutations Val to Leu at position 393 of SEQ ID NO: 7; Leu to Ile at position 183 of SEQ ID NO: 8; and Val to Ile at position 209 of SEQ ID NO: 9.
5. The coronavirus according to any preceding claim wherein the replicase gene encodes a protein comprising the amino acid mutations Pro to Leu at position 85 of SEQ ID NO: 6; Val to Leu at position 393 of SEQ ID NO: 7; Leu to Ile at position 183 of SEQ ID NO: 8; and Val to Ile at position 209 of SEQ ID NO: 9.
6. The coronavirus according to any preceding claim wherein the replicase gene comprises one or more nucleotide substitutions selected from the list of:
- C to T at nucleotide position 12137;
 - G to C at nucleotide position 18114;
 - T to A at nucleotide position 19047; and
 - G to A at nucleotide position 20139;
- compared to the sequence shown as SEQ ID NO: 1.
7. The coronavirus according to any preceding claim which is an infectious bronchitis virus (IBV).
8. The coronavirus according to any preceding claim which is IBV M41.

9. The coronavirus according to claim 8, which comprises an S protein at least, part of which is from an IBV serotype other than M41.

5 10. The coronavirus according to claim 9, wherein the S1 subunit is from an IBV serotype other than M41.

11. The coronavirus according to claim 9, wherein the S protein is from an IBV serotype other than M41.

10 12. The coronavirus according to any preceding claim which has reduced pathogenicity compared to a coronavirus expressing a corresponding wild-type replicase, such that when the virus is administered to an embryonated egg, it is capable of replicating without being pathogenic to the embryo.

15 13. A variant replicase gene as defined in any of claims 1 to 6.

14. A protein encoded by a variant coronavirus replicase gene according to claim 13.

20 15. A plasmid comprising a replicase gene according to claim 13.

16. A method for making the coronavirus according to any of claims 1 to 12 which comprises the following steps:

(i) transfecting a plasmid according to claim 15 into a host cell;

25 (ii) infecting the host cell with a recombining virus comprising the genome of a coronavirus strain with a replicase gene;

(iii) allowing homologous recombination to occur between the replicase gene sequences in the plasmid and the corresponding sequences in the recombining virus genome to produce a modified replicase gene; and

30 (iv) selecting for recombining virus comprising the modified replicase gene.

17. The method according to claim 16, wherein the recombining virus is a vaccinia virus.

35 18. The method according to claim 16 or 17 which also includes the step:
(v) recovering recombinant coronavirus comprising the modified replicase gene from the DNA from the recombining virus from step (iv).

19. A cell capable of producing a coronavirus according to any of claims 1 to 12.
20. A vaccine comprising a coronavirus according to any of claims 1 to 12 and a
5 pharmaceutically acceptable carrier.
21. A method for treating and/or preventing a disease in a subject which comprises the step of administering a vaccine according to claim 20 to the subject.
- 10 22. The vaccine according to claim 20 for use in treating and/or preventing a disease in a subject.
23. The use of a coronavirus according to any of claims 1 to 12 in the manufacture of a vaccine for treating and/or preventing a disease in a subject.
- 15 24. The method, vaccine or use according to claim 21, 22 or 23 wherein the disease is infectious bronchitis (IB).
25. The method according to claim 21 wherein the method of administration is
20 selected from the group consisting of; eye drop administration, intranasal administration, drinking water administration, post-hatch injection and *in ovo* injection.
26. The method according to claim 24 wherein the vaccination is *in ovo* vaccination.
- 25 27. A method for producing a vaccine according to claim 20, which comprises the step of infecting a cell according to claim 19 with a coronavirus according to any of claims 1 to 12.

FIGURE 1

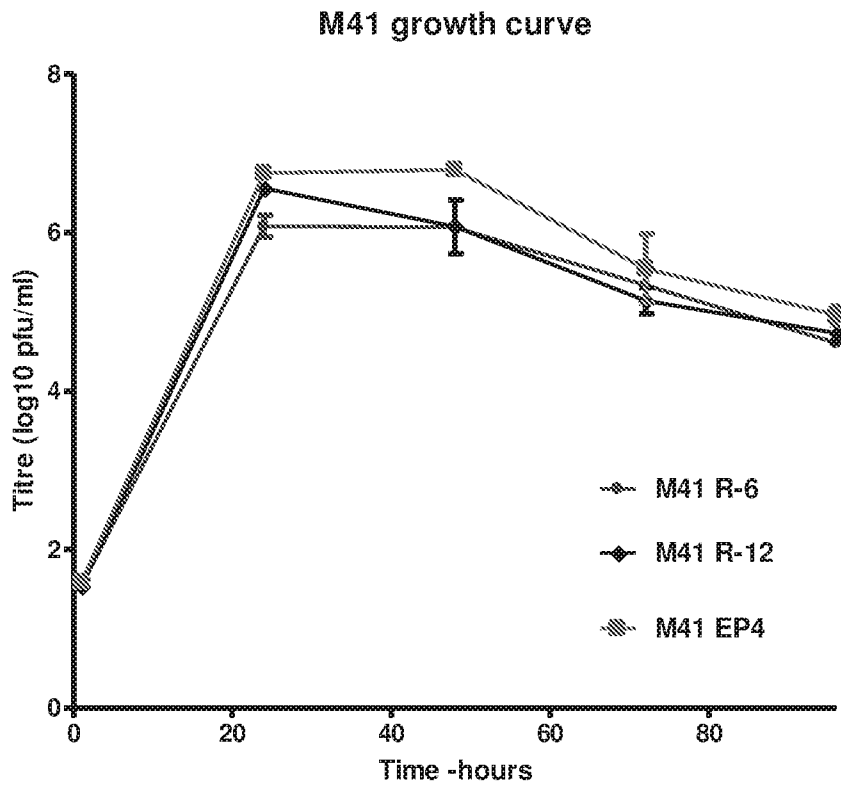


FIGURE 2

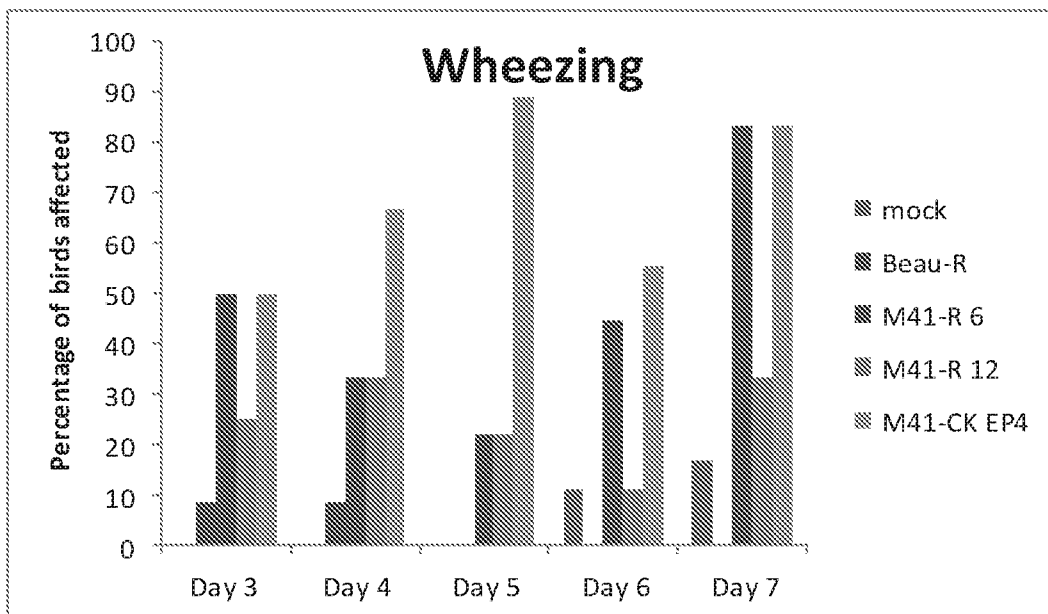
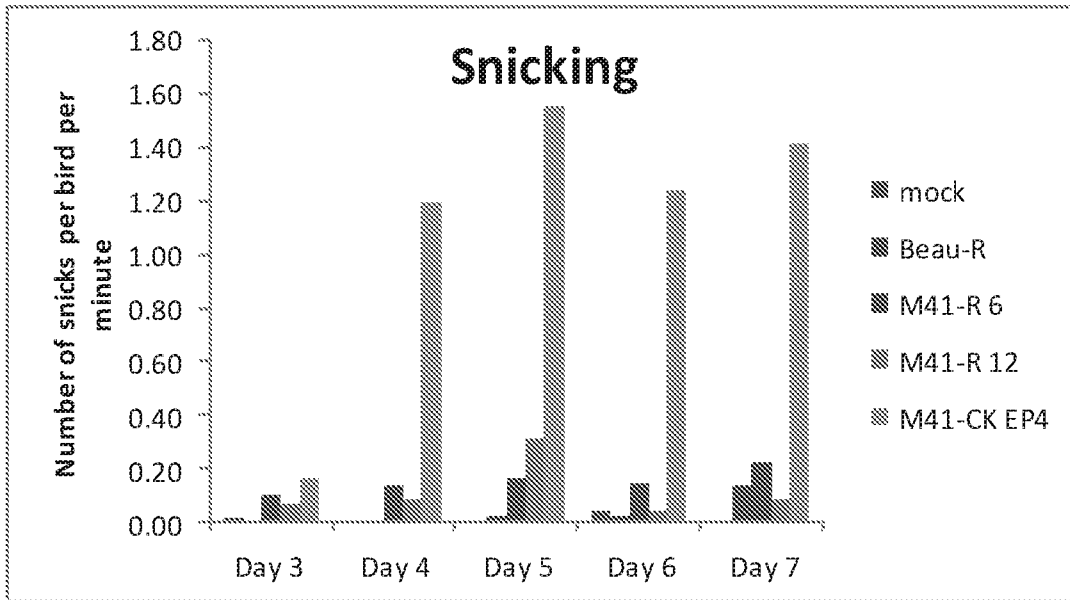


FIGURE 3

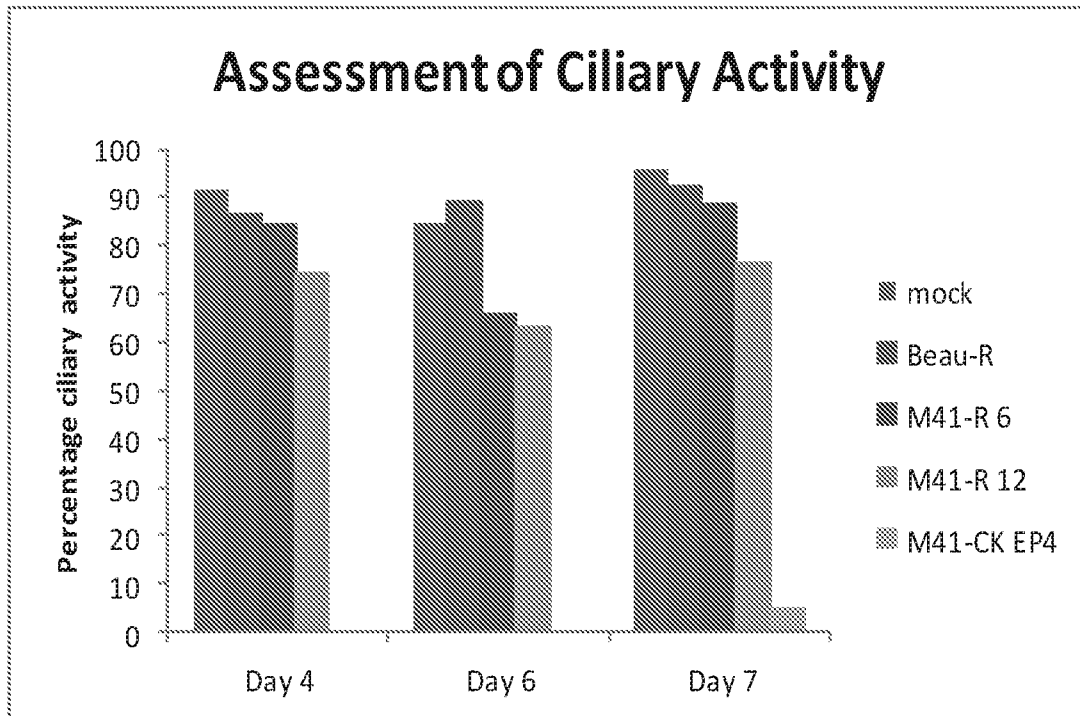


FIGURE 4

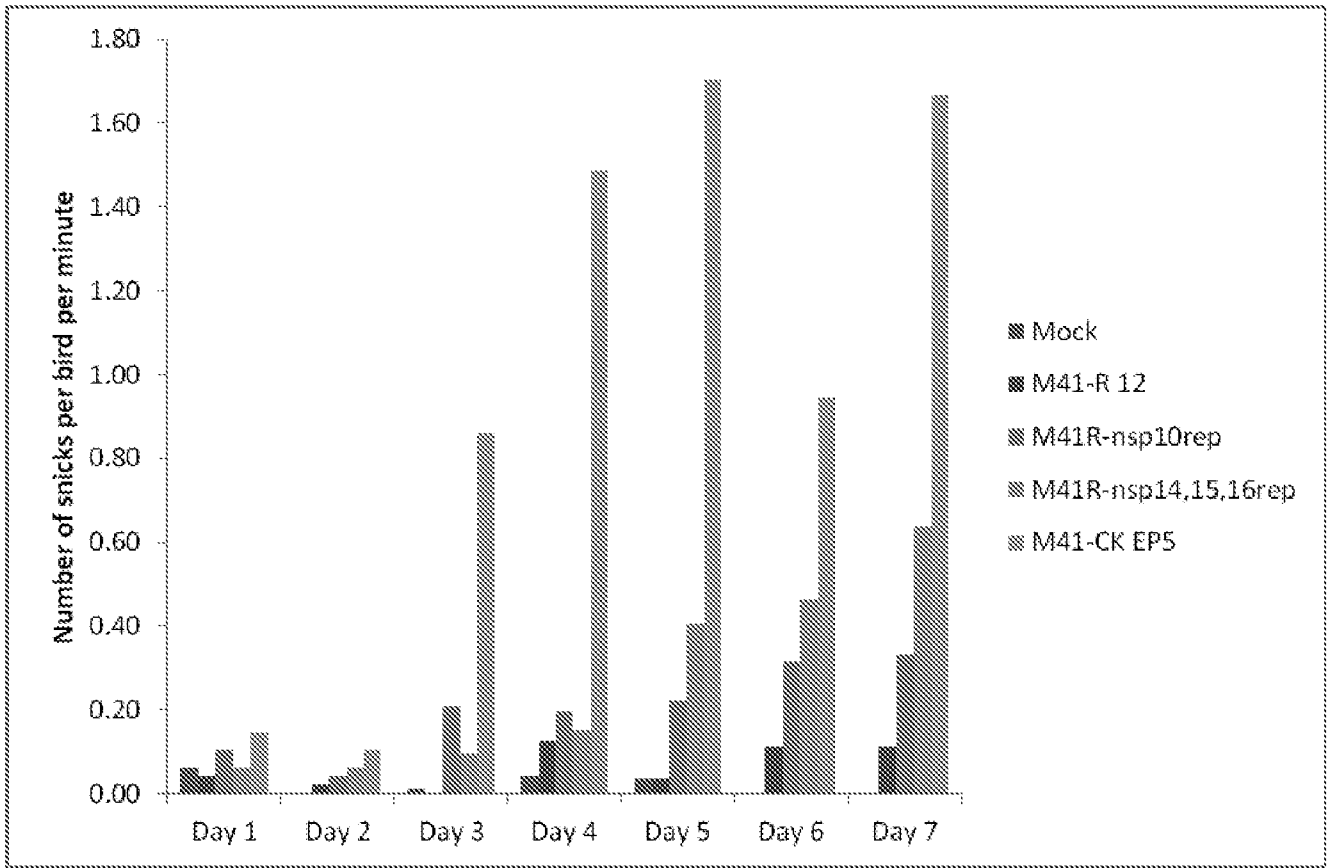


FIGURE 5

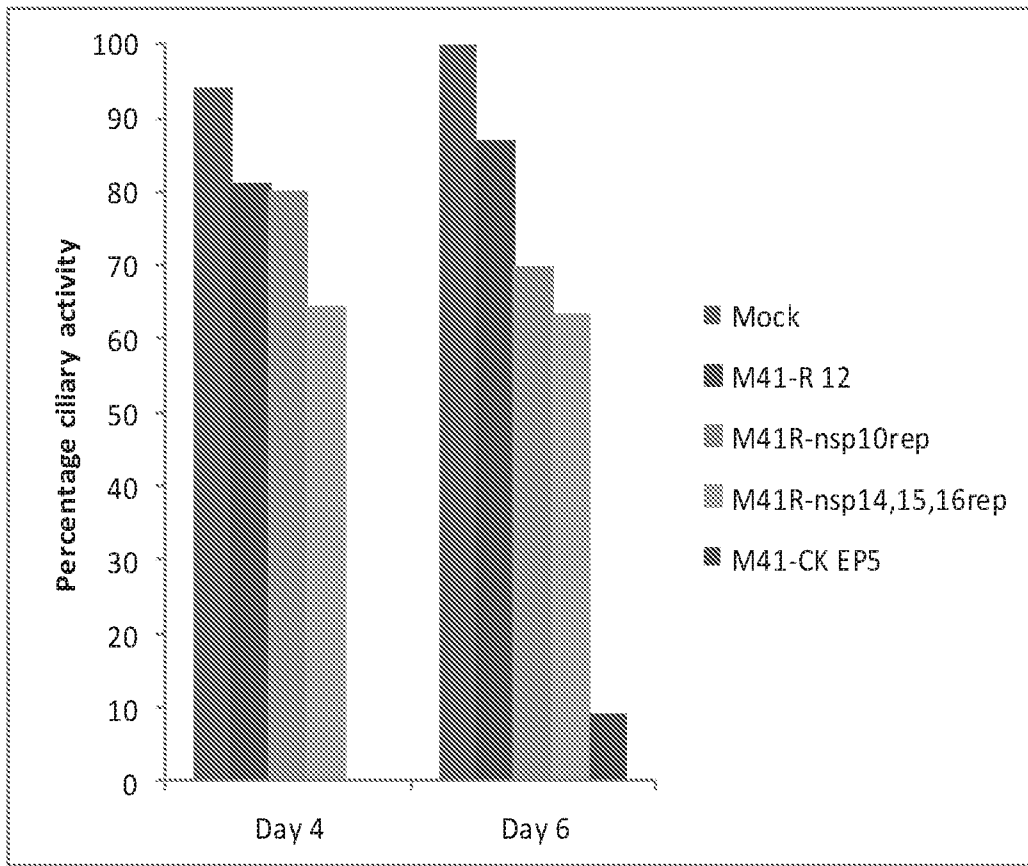


FIGURE 6

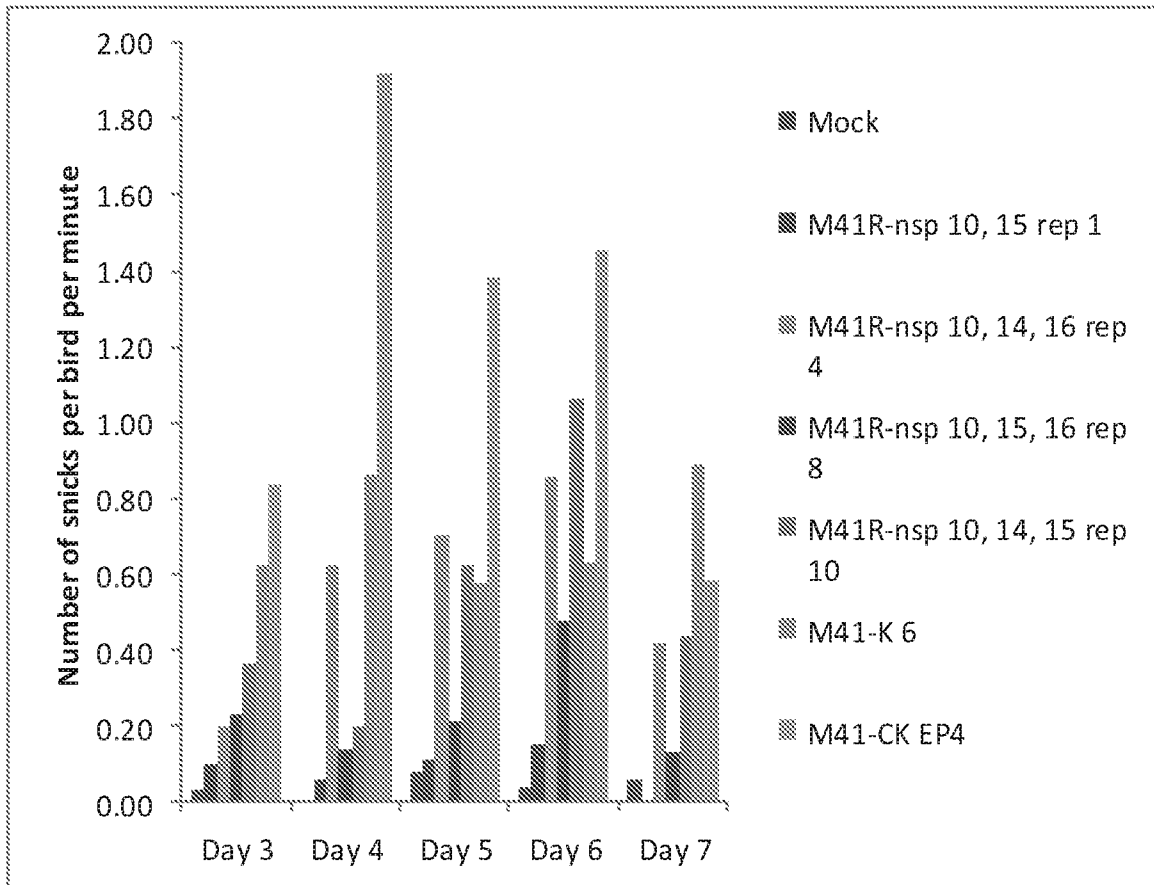


FIGURE 7

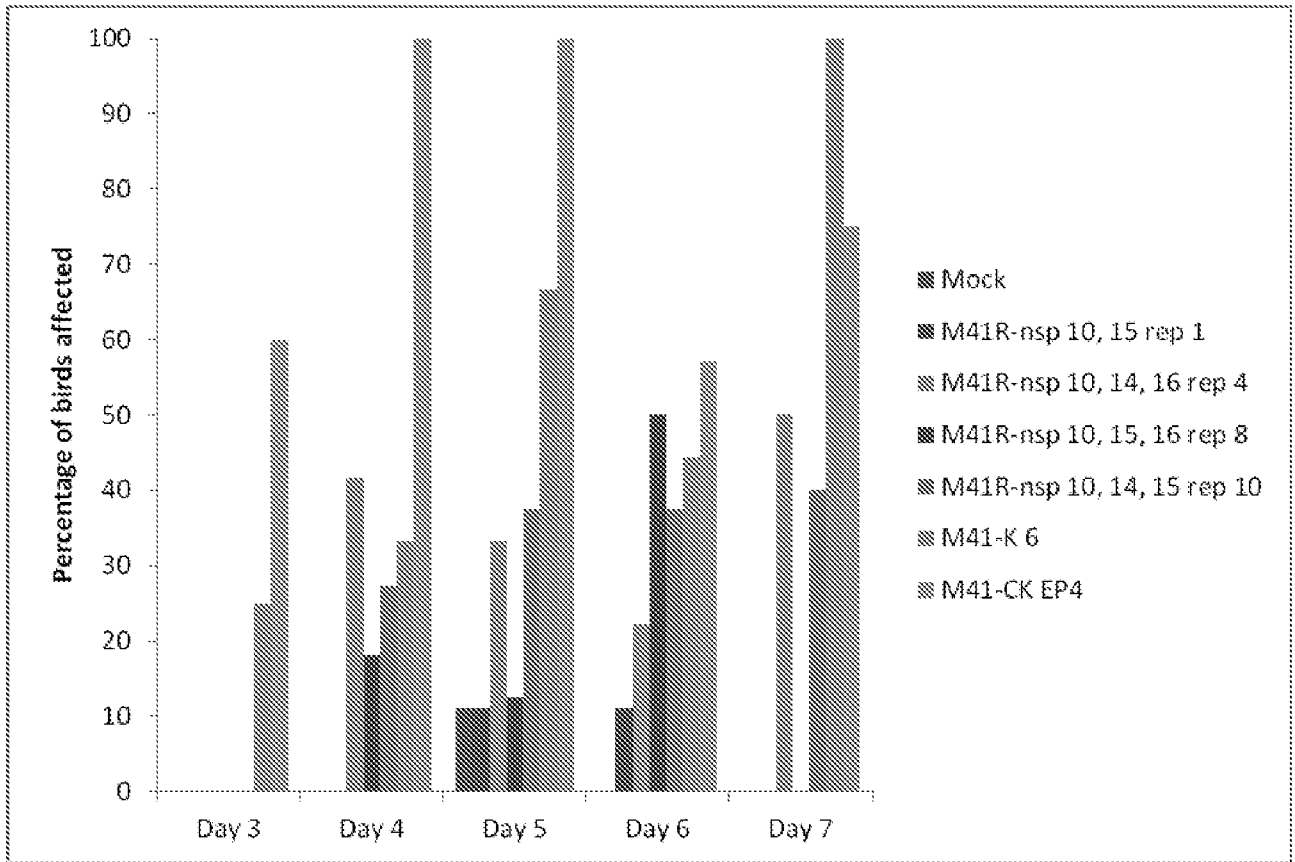


FIGURE 8

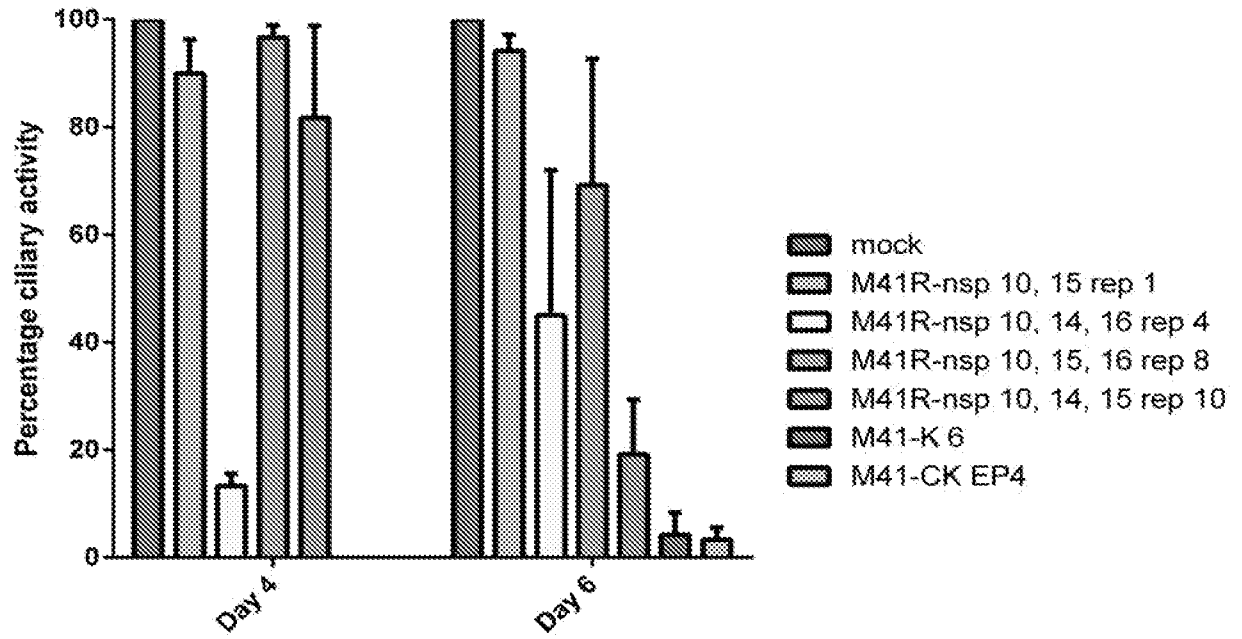
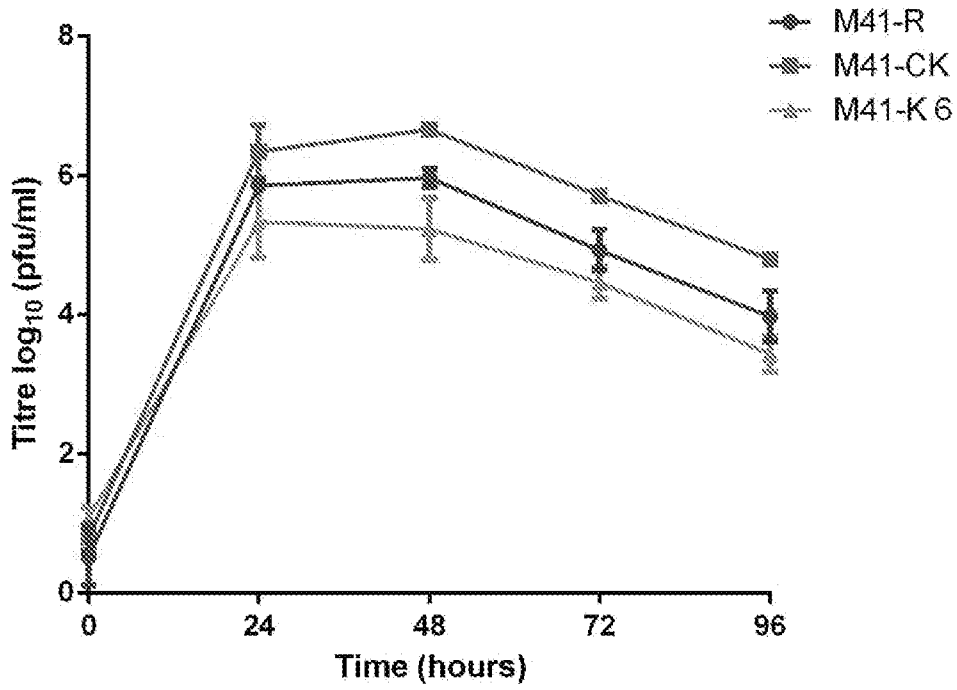


FIGURE 9

A



B

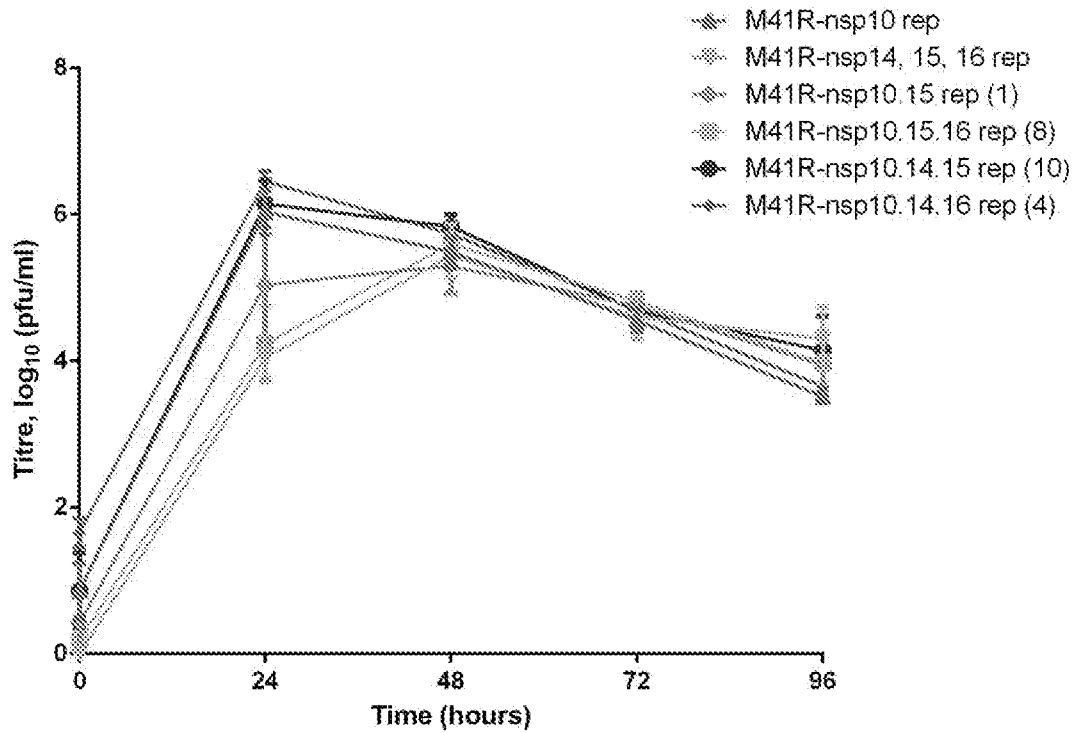


FIGURE 10

Nsp10

```

      *      20      *      40      *      60      *      80
N41 Nsp10: SRGHETEEVIAVGLILSLCSFAVIRPADTYCKYVAAGKQPLRNCVAKLTVHNGSGFAITTSKPEPIPTQDSYGGASVCLYCR
Mod Nsp10: SRGHETEEVIAVGLILSLCSFAVIRPADTYCKYVAAGKQPLRNCVAKLTVHNGSGFAITTSKPEPIPTQDSYGGASVCLYCR

      *      100     *      120     *      140
N41 Nsp10: HIARFSGAGNLDGRCCFKGSEFVQIPTTEKDPVGFLLRNEVCTVCCWIGTGGCCDRLRQEPSPVQ
Mod Nsp10: HIARFSGAGNLDGRCCFKGSEFVQIPTTEKDPVGFLLRNEVCTVCCWIGTGGCCDRLRQEPSPVQ

```

Nsp14

```

      *      20      *      40      *      60      *      80
N41 Nsp14: FICLFLKICNKEFGCVHPAYAVITKALAAATYRVDDELAAALVNVVERGSEITRNHLISLLCFSSVNVVGGCRHMMFTTRKALR
Mod Nsp14: FICLFLKICNKEFGCVHPAYAVITKALAAATYRVDDELAAALVNVVERGSEITRNHLISLLCFSSVNVVGGCRHMMFTTRKALR

      *      100     *      120     *      140     *      160
N41 Nsp14: NVKRSWGFDFEATHACCTNIGTNLPPVWGFSTGADFWVTPPELVDTSIGMNFEPVNSKAPPEQDFNHLRALCKNSAKPKRV
Mod Nsp14: NVKRSWGFDFEATHACCTNIGTNLPPVWGFSTGADFWVTPPELVDTSIGMNFEPVNSKAPPEQDFNHLRALCKNSAKPKRV

      *      180     *      200     *      220     *      240
N41 Nsp14: VPRRIWMLAANLCKVSDCYVVFVTRCHSLELITLRYTVRIGNRQVCSGSRATTFNSHTQAYACRRHCLGFDFVYNPLLV
Mod Nsp14: VPRRIWMLAANLCKVSDCYVVFVTRCHSLELITLRYTVRIGNRQVCSGSRATTFNSHTQAYACRRHCLGFDFVYNPLLV

      *      260     *      280     *      300     *      320
N41 Nsp14: DIQGRKYSGLQFNHBLKCNVGHARVASADAINMTRCLAINNAFCQDVNQLTYPHLANEDEVNSSCRYLGRMYLNAQVD
Mod Nsp14: DIQGRKYSGLQFNHBLKCNVGHARVASADAINMTRCLAINNAFCQDVNQLTYPHLANEDEVNSSCRYLGRMYLNAQVD

      *      340     *      360     *      380     *      400
N41 Nsp14: ALKVVVYDIEGNPKGKICVSEGDENFRFYDRPIVENVRQFFDYDINQNRKFADELCLFANCNVDCYDPSHLCRYDTRK
Mod Nsp14: ALKVVVYDIEGNPKGKICVSEGDENFRFYDRPIVENVRQFFDYDINQNRKFADELCLFANCNVDCYDPSHLCRYDTRK

      *      420     *      440     *      460     *      480
N41 Nsp14: LSVFNLPGCSGGSLYVNHAEHTPKFDRISFENLKAMFFTFYDSSPCETIQLDGVAQDINSLAKDCITRCNIGGAVCKK
Mod Nsp14: LSVFNLPGCSGGSLYVNHAEHTPKFDRISFENLKAMFFTFYDSSPCETIQLDGVAQDINSLAKDCITRCNIGGAVCKK

      *      500     *      520
N41 Nsp14: HQQNYADFVTSYBRAVITAGFTFWVYNNENPYNLWKSFSALQ
Mod Nsp14: HQQNYADFVTSYBRAVITAGFTFWVYNNENPYNLWKSFSALQ

```

Nsp15

```

*      20      *      40      *      60      *      80
M41 Nsp15: SIDMIAIYNNMKGCHYDAIAGEMPFIIVTGMVFFVIDQGVEMAVFFMOTIILETSVAPELYAKRNIRTLPMKRIILKGLGWVYI
Mod Nsp15: SIDMIAIYNNMKGCHYDAIAGEMPFIIVTGMVFFVIDQGVEMAVFFMOTIILETSVAPELYAKRNIRTLPMKRIILKGLGWVYI

*      100     *      120     *      140     *      160
M41 Nsp15: NGFVIRSDYTNQITPLYNRTVEVCAITBIEPNEGILVLYDGRYGDYQSFIAAGNAVLVSTQCIRKYSYVEIPSNLIVQKSIPIE
Mod Nsp15: NGFVIRSDYTNQITPLYNRTVEVCAITBIEPNEGILVLYDGRYGDYQSFIAAGNAVLVSTQCIRKYSYVEIPSNLIVQKSIPIE

*      180     *      200     *      220     *      240
M41 Nsp15: KDCANLAVYKRVKESAFVTLKPTIINQGRSSHEITFEPESDVEPBNFLMSSESTVETRYKREIAGLQRIILVGFVKKPOLGGLHRTY
Mod Nsp15: KDCANLAVYKRVKESAFVTLKPTIINQGRSSHEITFEPESDVEPBNFLMSSESTVETRYKREIAGLQRIILVGFVKKPOLGGLHRTY

*      260     *      280     *      300     *      320
M41 Nsp15: IGKCRILLRANKLAAKSVINSGSDVMQNYFVLAHRESYKQVCTVWDLILDNDFLELLANILKRYGINKSRVFTVSIHHSIAK
Mod Nsp15: IGKCRILLRANKLAAKSVINSGSDVMQNYFVLAHRESYKQVCTVWDLILDNDFLELLANILKRYGINKSRVFTVSIHHSIAK

*
M41 Nsp15: FNITWPEDEGIIKHTCTPQQLQ
Mod Nsp15: FNITWPEDEGIIKHTCTPQQLQ

```

Nsp16

```

*      20      *      40      *      60      *      80
M41 Nsp16: SSEITCGYRMEELYKVNQCVMEPCRIHPNYGVGIALPSCIMNRVAKYITQLQYILSKNTINLVPHNKRWVHFAGGSDKGVAPCS
Mod Nsp16: SSEITCGYRMEELYKVNQCVMEPCRIHPNYGVGIALPSCIMNRVAKYITQLQYILSKNTINLVPHNKRWVHFAGGSDKGVAPCS

*      100     *      120     *      140     *      160
M41 Nsp16: FVLRQELPECHLVINDIYDVSIDAHVSVLSICRRTYIEHKFDLVISSIMTIDNSDKRKHRESVIANNQNDVFTYLSSEFLR
Mod Nsp16: FVLRQELPECHLVINDIYDVSIDAHVSVLSICRRTYIEHKFDLVISSIMTIDNSDKRKHRESVIANNQNDVFTYLSSEFLR

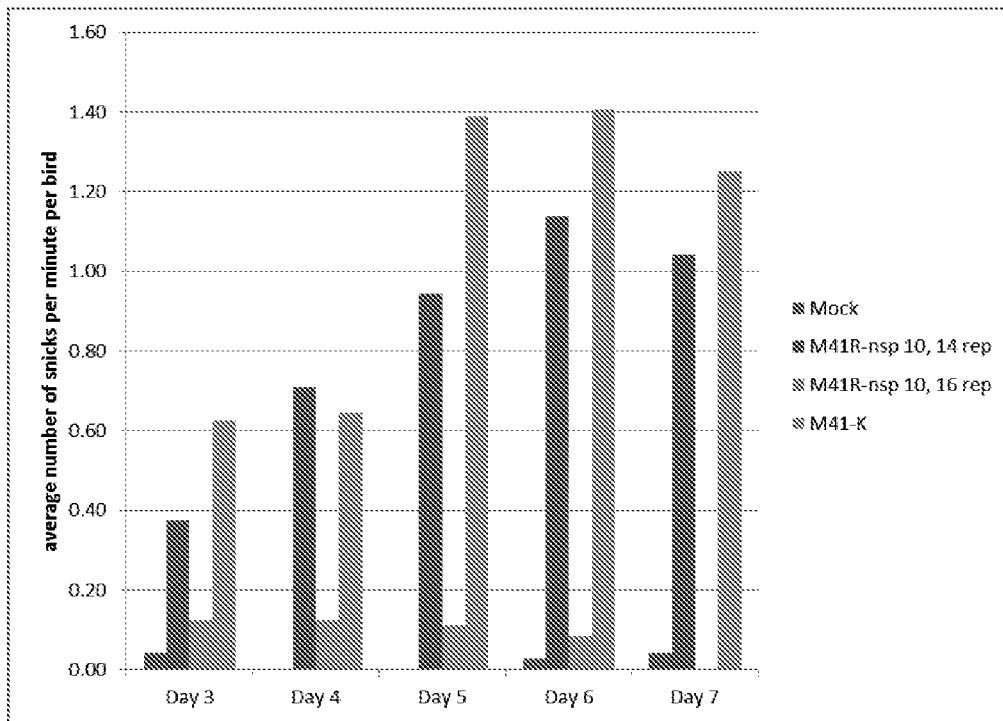
*      180     *      200     *      220     *      240
M41 Nsp16: NNLALGSSPAVRVILTSRHEVLYIDAGPCARWIMRCTAVNASSSEAYIICVNNLGAEEKVWVSKTLHANYIFKRNCCNYI
Mod Nsp16: NNLALGSSPAVRVILTSRHEVLYIDAGPCARWIMRCTAVNASSSEAYIICVNNLGAEEKVWVSKTLHANYIFKRNCCNYI

*      260     *      280     *      300
M41 Nsp16: QTSAYSIFPIVARSFBLKIKATPFWWIKTQDQYIIVENLIEKCKLLVBRWGNISFTINISFPVCTM
Mod Nsp16: QTSAYSIFPIVARSFBLKIKATPFWWIKTQDQYIIVENLIEKCKLLVBRWGNISFTINISFPVCTM

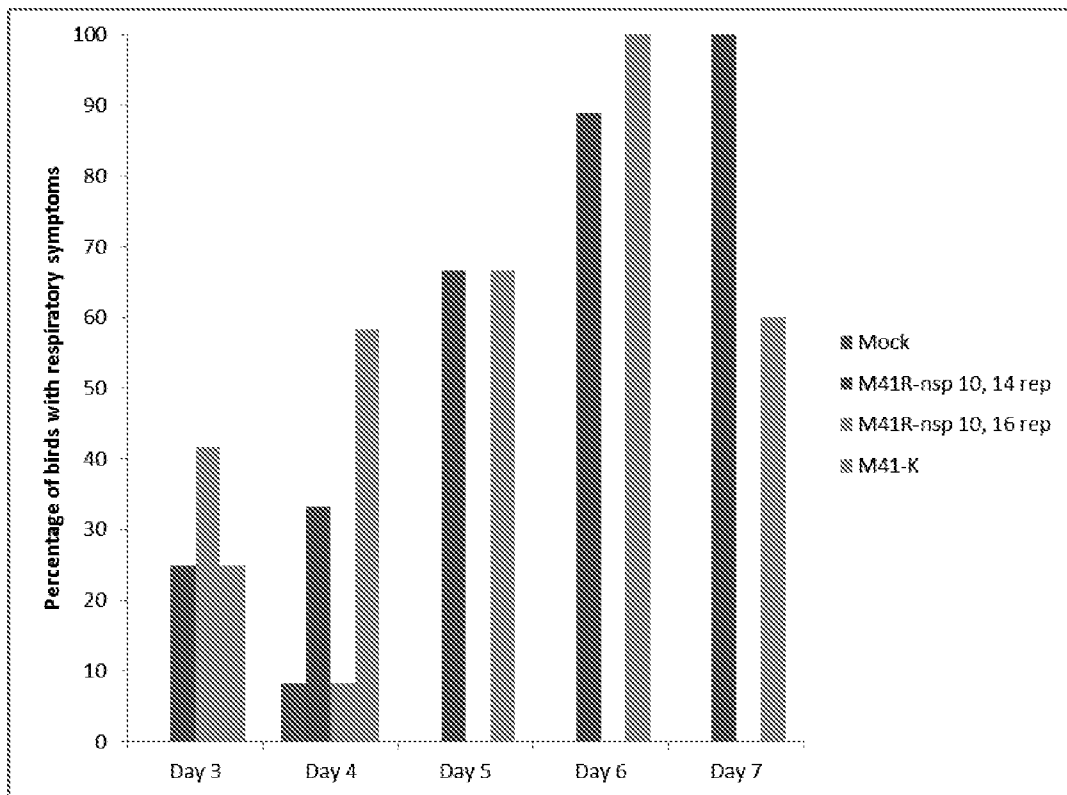
```

FIGURE 11

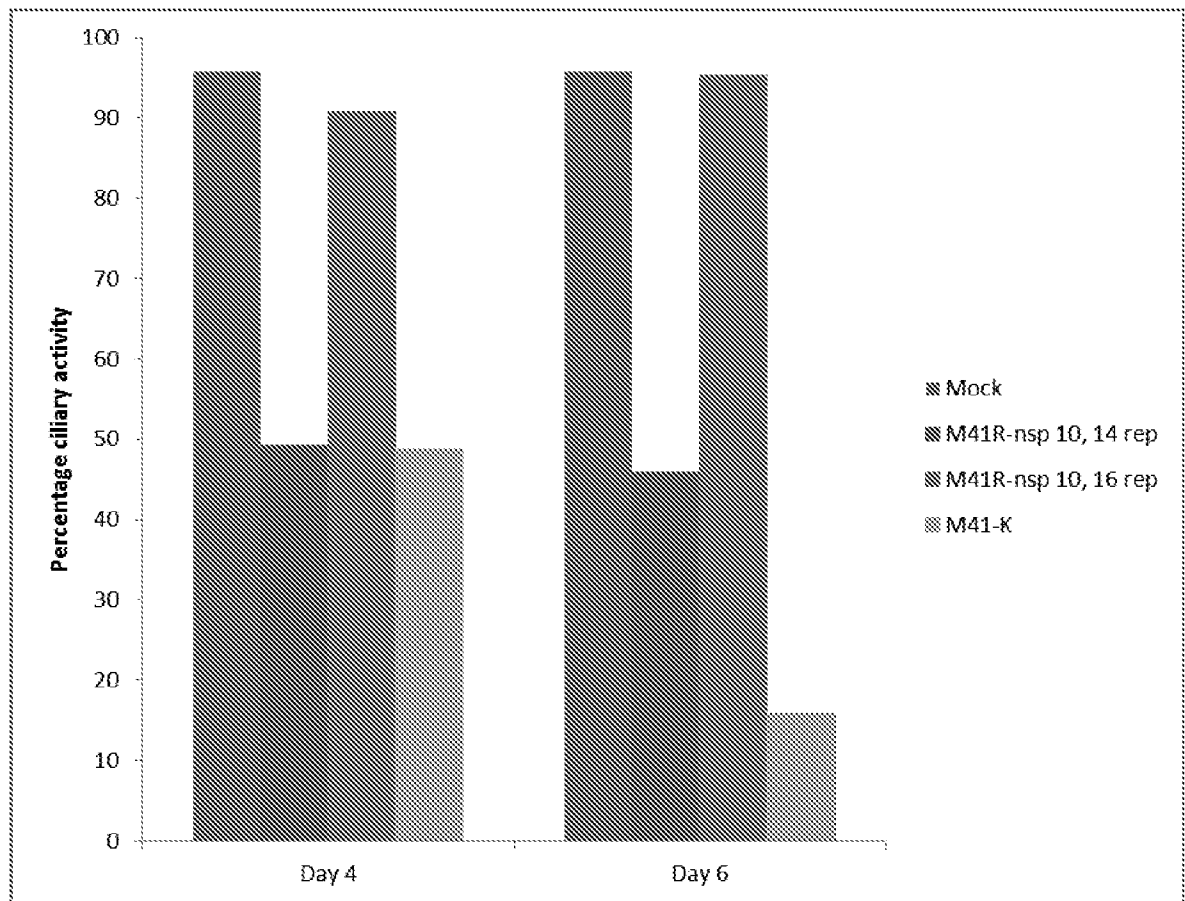
A)



B)



C)



INTERNATIONAL SEARCH REPORT

International application No PCT/GB2015/052124

A. CLASSIFICATION OF SUBJECT MATTER				
INV. C12N7/04 C07K14/165 A61K39/00 A61K39/215 ADD.				
According to International Patent Classification (IPC) or to both national classification and IPC				
B. FIELDS SEARCHED				
Minimum documentation searched (classification system followed by classification symbols) C12N C07K A61K				
Documentation searched other than minimum documentation to the extent that such documents are included in the fields searched				
Electronic data base consulted during the international search (name of data base and, where practicable, search terms used) EPO-Internal, WPI Data, BIOSIS, Sequence Search				
C. DOCUMENTS CONSIDERED TO BE RELEVANT				
Category*	Citation of document, with indication, where appropriate, of the relevant passages	Relevant to claim No.		
X	V. D. MENACHERY ET AL: "Attenuation and Restoration of Severe Acute Respiratory Syndrome Coronavirus Mutant Lacking 2'-O-Methyltransferase Activity", JOURNAL OF VIROLOGY, vol. 88, no. 8, 29 January 2014 (2014-01-29), pages 4251-4264, XP055215583, ISSN: 0022-538X, DOI: 10.1128/JVI.03571-13	1,12-16, 18-23, 25,27		
A	abstract page 4252, left-hand column, last paragraph; figures 1-8 ----- -/--	2-11		
<input checked="" type="checkbox"/> Further documents are listed in the continuation of Box C. <input checked="" type="checkbox"/> See patent family annex.				
* Special categories of cited documents : <table style="width: 100%; border: none;"> <tr> <td style="width: 50%; border: none; vertical-align: top;"> "A" document defining the general state of the art which is not considered to be of particular relevance "E" earlier application or patent but published on or after the international filing date "L" document which may throw doubts on priority claim(s) or which is cited to establish the publication date of another citation or other special reason (as specified) "O" document referring to an oral disclosure, use, exhibition or other means "P" document published prior to the international filing date but later than the priority date claimed </td> <td style="width: 50%; border: none; vertical-align: top;"> "T" later document published after the international filing date or priority date and not in conflict with the application but cited to understand the principle or theory underlying the invention "X" document of particular relevance; the claimed invention cannot be considered novel or cannot be considered to involve an inventive step when the document is taken alone "Y" document of particular relevance; the claimed invention cannot be considered to involve an inventive step when the document is combined with one or more other such documents, such combination being obvious to a person skilled in the art "&" document member of the same patent family </td> </tr> </table>			"A" document defining the general state of the art which is not considered to be of particular relevance "E" earlier application or patent but published on or after the international filing date "L" document which may throw doubts on priority claim(s) or which is cited to establish the publication date of another citation or other special reason (as specified) "O" document referring to an oral disclosure, use, exhibition or other means "P" document published prior to the international filing date but later than the priority date claimed	"T" later document published after the international filing date or priority date and not in conflict with the application but cited to understand the principle or theory underlying the invention "X" document of particular relevance; the claimed invention cannot be considered novel or cannot be considered to involve an inventive step when the document is taken alone "Y" document of particular relevance; the claimed invention cannot be considered to involve an inventive step when the document is combined with one or more other such documents, such combination being obvious to a person skilled in the art "&" document member of the same patent family
"A" document defining the general state of the art which is not considered to be of particular relevance "E" earlier application or patent but published on or after the international filing date "L" document which may throw doubts on priority claim(s) or which is cited to establish the publication date of another citation or other special reason (as specified) "O" document referring to an oral disclosure, use, exhibition or other means "P" document published prior to the international filing date but later than the priority date claimed	"T" later document published after the international filing date or priority date and not in conflict with the application but cited to understand the principle or theory underlying the invention "X" document of particular relevance; the claimed invention cannot be considered novel or cannot be considered to involve an inventive step when the document is taken alone "Y" document of particular relevance; the claimed invention cannot be considered to involve an inventive step when the document is combined with one or more other such documents, such combination being obvious to a person skilled in the art "&" document member of the same patent family			
Date of the actual completion of the international search	Date of mailing of the international search report			
25 September 2015	09/10/2015			
Name and mailing address of the ISA/ European Patent Office, P.B. 5818 Patentlaan 2 NL - 2280 HV Rijswijk Tel. (+31-70) 340-2040, Fax: (+31-70) 340-3016	Authorized officer Schulz, Regine			

INTERNATIONAL SEARCH REPORT

International application No
PCT/GB2015/052124

C(Continuation). DOCUMENTS CONSIDERED TO BE RELEVANT		
Category*	Citation of document, with indication, where appropriate, of the relevant passages	Relevant to claim No.
X	Anonymous: "EM_STD:KF377577", 30 October 2013 (2013-10-30), XP55216202, Retrieved from the Internet: URL:http://ibis/exam/dbfetch.jsp?id=EM_STD :KF377577 [retrieved on 2015-09-25] the whole document	1,2,6,7, 9-18,20, 27
X	----- WO 2005/049814 A2 (VIRONOVATIVE BV [NL]; DE JONG JAN CORNELIS [NL]; BESTEBROER THEODORUS) 2 June 2005 (2005-06-02) page 10, line 23 - page 11, line 17; sequences CS142370, CS142434 page 17, line 1 - page 18, line 18	1,2,6,9, 11-23, 25-27
X	----- WO 2004/092360 A2 (CHIRON CORP [US]; RAPPUOLI RINO [IT]; MASIGNANI VEGA [IT]; STADLER KON) 28 October 2004 (2004-10-28) page 22, line 3 - line 8; sequence 9905 page 78, line 8 - line 15	1,2,6,9, 11-23, 25-27
X	PAUL BRITTON ET AL: "Modification of the avian coronavirus infectious bronchitis virus for vaccine development", BIOENGINEERED, vol. 3, no. 2, 1 March 2012 (2012-03-01), pages 114-119, XP055215793, ISSN: 2165-5979, DOI: 10.4161/bbug.18983	19
A	the whole document figures 1, 2	1,7-12, 20-27
X	----- MARIA ARMESTO ET AL: "A Recombinant Avian Infectious Bronchitis Virus Expressing a Heterologous Spike Gene Belonging to the 4/91 Serotype", PLOS ONE, vol. 6, no. 8, 30 August 2011 (2011-08-30) , page e24352, XP055215311, DOI: 10.1371/journal.pone.0024352	19
A	abstract page 1 - page 4; figures 1-4 page 6 - page 10; table 1	7,9-12, 20-27
X	----- WO 2011/004146 A1 (ANIMAL HEALTH INST [GB]; BRITTON PAUL [GB]; BICKERTON ERICA [GB]; ARME) 13 January 2011 (2011-01-13)	19
A	page 6 - page 10; table 1	7,9-12
	----- -/--	

INTERNATIONAL SEARCH REPORT

International application No
PCT/GB2015/052124

C(Continuation). DOCUMENTS CONSIDERED TO BE RELEVANT		
Category*	Citation of document, with indication, where appropriate, of the relevant passages	Relevant to claim No.
X	MARIA ARMESTO ET AL: "The Replicase Gene of Avian Coronavirus Infectious Bronchitis Virus Is a Determinant of Pathogenicity", PLOS ONE, vol. 4, no. 10, 9 October 2009 (2009-10-09), page e7384, XP055215449, DOI: 10.1371/journal.pone.0007384 cited in the application	19
A	abstract page 1 - page 10, left-hand column; figures 1-7; table 1	7,9-12, 20-27
X	----- CAVANAGH ET AL: "Manipulation of the infectious bronchitis coronavirus genome for vaccine development and analysis of the accessory proteins", VACCINE, ELSEVIER LTD, GB, vol. 25, no. 30, 10 July 2007 (2007-07-10), pages 5558-5562, XP022148593, ISSN: 0264-410X, DOI: 10.1016/J.VACCINE.2007.02.046	19
A	page 5559 - page 5562; figures 1-3; table 1	1,7-12, 20-27
X	----- R. CASAIS ET AL: "Reverse Genetics System for the Avian Coronavirus Infectious Bronchitis Virus", JOURNAL OF VIROLOGY, vol. 75, no. 24, 15 December 2001 (2001-12-15), pages 12359-12369, XP055215746, ISSN: 0022-538X, DOI: 10.1128/JVI.75.24.12359-12369.2001	19
A	abstract page 12359 - page 12368; figures 1-6; table 1	7,9-11, 20-27
X	----- YAN-QUAN WEI ET AL: "Development and characterization of a recombinant infectious bronchitis virus expressing the ectodomain region of S1 gene of H120 strain", APPLIED MICROBIOLOGY AND BIOTECHNOLOGY, vol. 98, no. 4, 1 February 2014 (2014-02-01), pages 1727-1735, XP055132063, ISSN: 0175-7598, DOI: 10.1007/s00253-013-5352-5	19
A	page 1728 - page 1735; figures 1-5; table 1	7,9-11, 20-27
	----- -/--	

INTERNATIONAL SEARCH REPORT

International application No PCT/GB2015/052124

C(Continuation). DOCUMENTS CONSIDERED TO BE RELEVANT		
Category*	Citation of document, with indication, where appropriate, of the relevant passages	Relevant to claim No.
X	<p>WANG ET AL: "Attenuation of porcine reproductive and respiratory syndrome virus strain MN184 using chimeric construction with vaccine sequence", VIROLOGY, ELSEVIER, AMSTERDAM, NL, vol. 371, no. 2, 31 October 2007 (2007-10-31), pages 418-429, XP022439793, ISSN: 0042-6822, DOI: 10.1016/J.VIROL.2007.09.032</p>	19
A	<p>abstract page 419 - page 428; figures 1-6; tables 1-5</p> <p style="text-align: center;">-----</p>	7,9-11, 20-27

INTERNATIONAL SEARCH REPORT

Information on patent family members

International application No PCT/GB2015/052124

Patent document cited in search report	Publication date	Patent family member(s)	Publication date
WO 2005049814 A2	02-06-2005	CA 2546355 A1	02-06-2005
		EP 1533370 A1	25-05-2005
		JP 2007511237 A	10-05-2007
		KR 20060123291 A	01-12-2006
		US 2008044426 A1	21-02-2008
		WO 2005049814 A2	02-06-2005

WO 2004092360 A2	28-10-2004	AU 2004230485 A1	28-10-2004
		AU 2009201478 A1	14-05-2009
		CA 2522379 A1	28-10-2004
		EP 1618127 A2	25-01-2006
		ES 2529736 T3	25-02-2015
		NZ 543467 A	31-07-2008
		US 2006257852 A1	16-11-2006
		WO 2004092360 A2	28-10-2004

WO 2011004146 A1	13-01-2011	CN 102574897 A	11-07-2012
		EP 2451827 A1	16-05-2012
		US 2012177675 A1	12-07-2012
		WO 2011004146 A1	13-01-2011
