



(12) **United States Design Patent**
Pisacane et al.

(10) **Patent No.:** **US D800,981 S**
(45) **Date of Patent:** **** Oct. 24, 2017**

(54) **CLEANING DEVICE WITH TAIL SWAB**

9,095,286 B2 * 8/2015 Vazales A61B 1/122
D757,938 S * 5/2016 Jackson D24/151
9,445,714 B2 * 9/2016 Vazales A61B 1/267
2003/0109837 A1 * 6/2003 McBride-Sakal
A61B 17/320758
604/267
2008/0141473 A1 * 6/2008 Arai A61B 1/122
15/104.2
2008/0257355 A1 * 10/2008 Rao A61L 2/10
128/207.14

(71) Applicant: **Foamtec International Co., Ltd.**,
Oceanside, CA (US)

(72) Inventors: **Ferdinand Frederick Pisacane**, San
Diego, CA (US); **Michael Strauss**,
Tamarac, FL (US)

(73) Assignee: **Foamtec International Co., Ltd.**,
Oceanside, CA (US)

(Continued)

(**) Term: **15 Years**

(21) Appl. No.: **29/541,249**

(22) Filed: **Oct. 1, 2015**

(51) **LOC (10) Cl.** **15-05**

(52) **U.S. Cl.**
USPC **D32/35**

(58) **Field of Classification Search**
USPC D32/35; D24/140, 147, 149; D22/108,
D22/199

CPC A61M 16/0463; A61M 16/0488; A61B
17/320758; A61B 1/122; A61B 1/0669;
A61B 17/3423; A61B 1/267; A61L 2/10

See application file for complete search history.

(56) **References Cited**

U.S. PATENT DOCUMENTS

1,164,665 A 12/1915 Reeves
D254,326 S * 2/1980 Nevrekar D24/140
D384,744 S * 10/1997 Sharma D24/147
D393,115 S * 3/1998 Bell D22/108
5,964,223 A * 10/1999 Baran A61M 16/0463
128/200.14
D443,015 S * 5/2001 Abdo D22/108
D506,040 S * 6/2005 Swyst 119/623
8,157,919 B2 * 4/2012 Vazales A61B 1/0669
134/22.11
8,176,592 B1 5/2012 Carpenter et al.
8,926,507 B2 * 1/2015 Kleyman A61B 17/3423
600/204

OTHER PUBLICATIONS

International Search Report and the Written Opinion of the Inter-
national Searching Authority issued in related application No.
PCT/US2015/053792 mailed Dec. 22, 2015.

Primary Examiner — Michael A. Pratt
Assistant Examiner — Michelle E Wilson
(74) *Attorney, Agent, or Firm* — Zeman-Mullen & Ford,
LLP

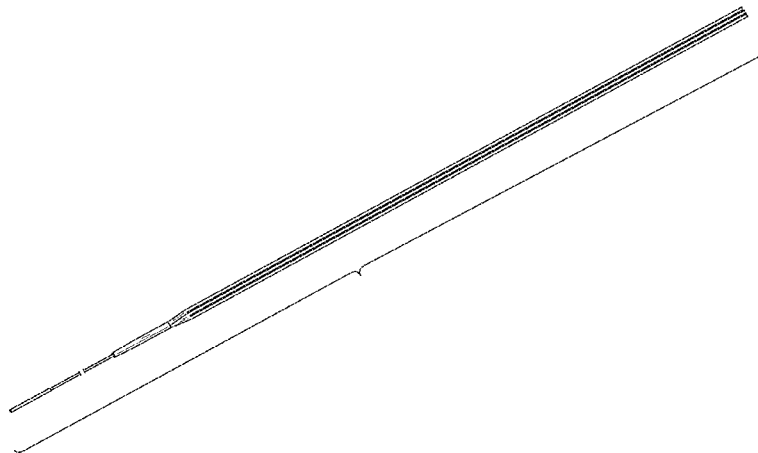
(57) **CLAIM**

The ornamental design for a cleaning device with tail swab,
as shown and described.

DESCRIPTION

FIG. 1 is a perspective view of the cleaning device with tail
swab of the present invention;
FIG. 2 is a side elevational view thereof;
FIG. 3 is an opposite side elevational view thereof;
FIG. 4 is a top view thereof;
FIG. 5 is a bottom view thereof;
FIG. 6 is a front elevational view thereof enlarged for clarity;
and,
FIG. 7 is a rear elevational view thereof enlarged for clarity.
The broken away symbols in the drawings indicate that any
portion of the article beyond what is shown forms no part of
the claimed design.

1 Claim, 4 Drawing Sheets



(56)

References Cited

U.S. PATENT DOCUMENTS

2008/0267688	A1*	10/2008	Busted	A61B 1/122 401/190
2009/0049627	A1*	2/2009	Kritzler	A61B 1/122 15/104.05
2009/0143645	A1*	6/2009	Matthes	A61M 16/0488 600/120
2010/0186748	A1*	7/2010	Morejon	A61M 16/0463 128/207.14
2014/0237748	A1	8/2014	Sweeney	
2014/0250614	A1	9/2014	Pisacane	

* cited by examiner

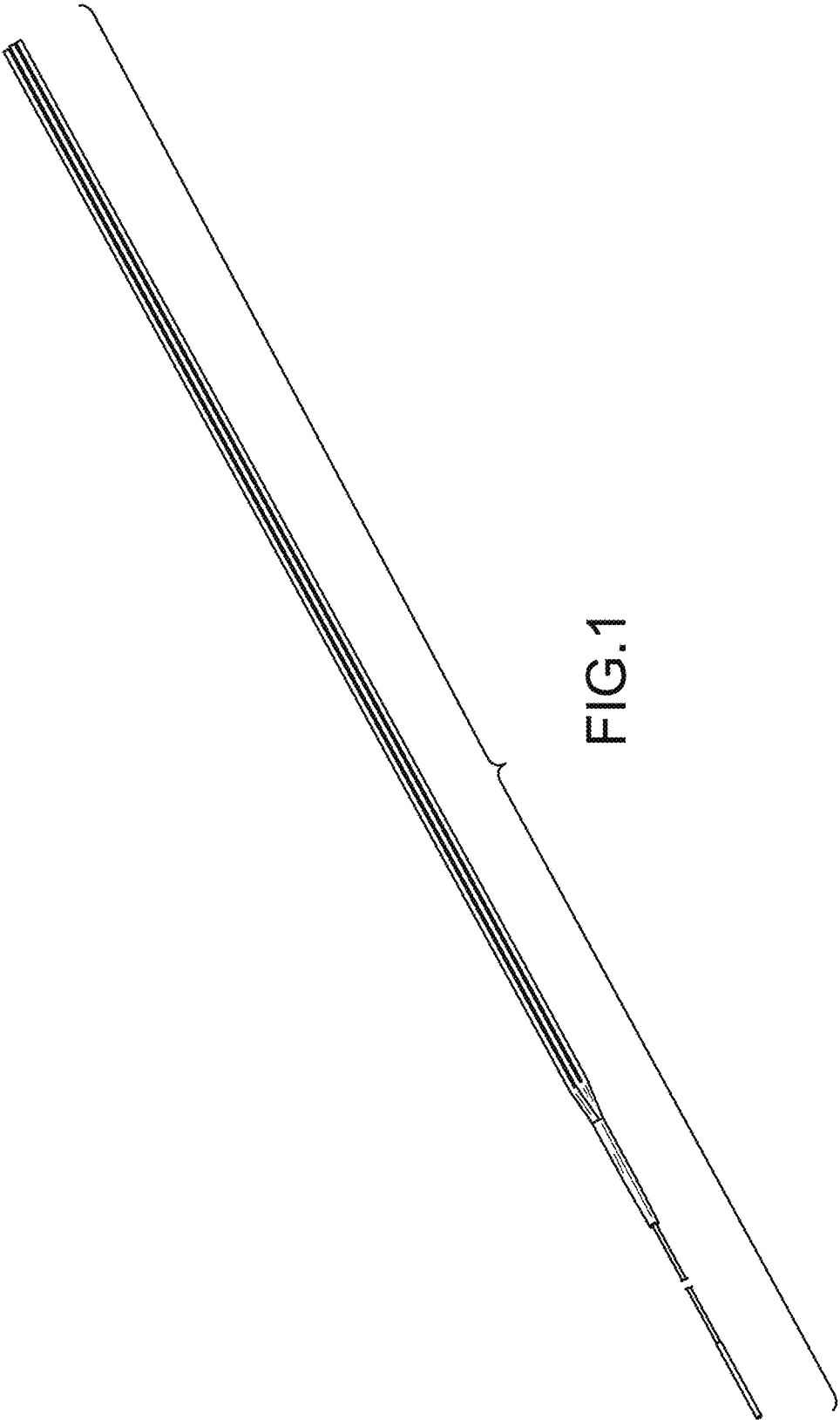


FIG.1



FIG. 2

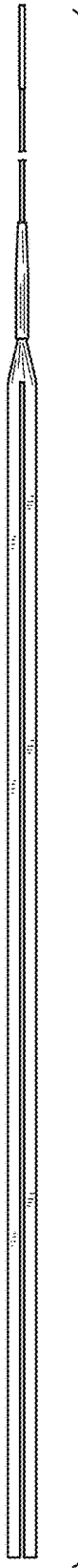


FIG. 3



FIG.4



FIG.5

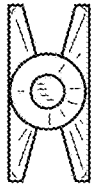


FIG. 6

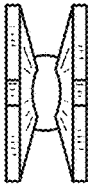


FIG. 7