



US00D669397S

(12) **United States Design Patent**  
**Isokari**

(10) **Patent No.:** **US D669,397 S**

(45) **Date of Patent:** **\*\* Oct. 23, 2012**

(54) **MOTORCYCLE**

(75) Inventor: **Satoshi Isokari**, Hamamatsu (JP)

(73) Assignee: **Suzuki Motor Corporation** (JP)

(\*\*) Term: **14 Years**

(21) Appl. No.: **29/397,402**

(22) Filed: **Jul. 15, 2011**

(30) **Foreign Application Priority Data**

Jan. 18, 2011 (JP) ..... 2011-000861

(51) **LOC (9) Cl.** ..... **12-11**

(52) **U.S. Cl.** ..... **D12/110**

(58) **Field of Classification Search** ..... D12/110;  
180/219

See application file for complete search history.

(56) **References Cited**

**U.S. PATENT DOCUMENTS**

D372,442 S	8/1996	Kitagawa et al.
D384,601 S	10/1997	Hiruma et al.
D385,226 S	10/1997	Mogi et al.
D387,017 S	12/1997	Wakita et al.
D392,601 S	3/1998	Ban et al.
D394,027 S	5/1998	Ban et al.
D395,621 S	6/1998	Nishino
D419,922 S	2/2000	Yamase et al.
D439,868 S	4/2001	Sugimoto
D440,189 S	4/2001	Ban et al.
D470,799 S	2/2003	Yamaguchi
D496,309 S	9/2004	Fukumoto et al.
D504,844 S	5/2005	Sasanami
D513,481 S	1/2006	Lin
D522,925 S	6/2006	Nishino
D523,783 S	6/2006	Sugimoto
D525,919 S	8/2006	Sugimoto
D570,744 S	6/2008	Tanaka et al. .... D12/110
D572,629 S	7/2008	Kawagishi

D581,840 S	12/2008	Ichihara et al.
D583,714 S	12/2008	Ichihara et al.
D588,504 S	3/2009	Kawagishi
D590,302 S	4/2009	Tanaka et al.
D591,204 S	4/2009	Matsuzawa
D597,449 S	8/2009	Nagao
D597,891 S	8/2009	Andoh
D604,204 S	11/2009	Uchiyama
D610,044 S	2/2010	Sugimoto
D632,226 S	2/2011	Miyata
D637,523 S	5/2011	Sugimoto et al.
D637,525 S	5/2011	Sugimoto et al.

**OTHER PUBLICATIONS**

Cycle World Oct. 2008, Kawasaki Vulcan 2000 LT on p. 42 and Suzuki Boulevard C109RT on p. 45.  
Cycle World Nov. 2008, Triumph Thunderbird on p. 35.

\* cited by examiner

*Primary Examiner* — Susan M Lee

*Assistant Examiner* — Linda G. Brooks

(74) *Attorney, Agent, or Firm* — Lando & Anastasi, LLP


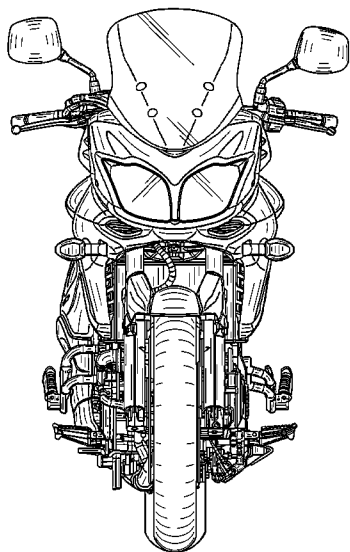
(57) **CLAIM**

The ornamental design for a motorcycle, as shown and described.

**DESCRIPTION**

FIG. 1 is a front view of a motorcycle;  
FIG. 2 is a rear view thereof;  
FIG. 3 is a top view thereof;  
FIG. 4 is a bottom view thereof;  
FIG. 5 is a left side view thereof;  
FIG. 6 is a right side view thereof;  
FIG. 7 is a front left perspective view thereof;  
FIG. 8 is a rear left perspective view thereof;  
FIG. 9 is a front right perspective view thereof; and,  
FIG. 10 is a rear right perspective view thereof.

**1 Claim, 9 Drawing Sheets**



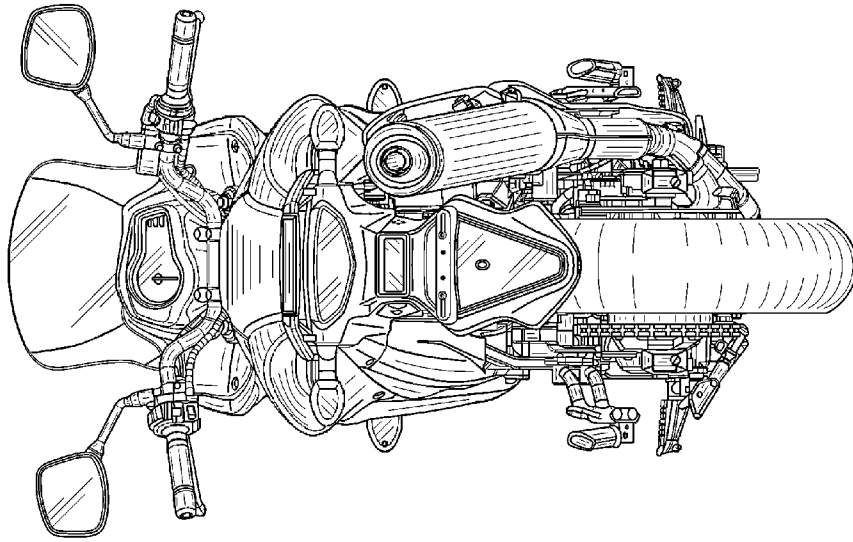


FIG. 2

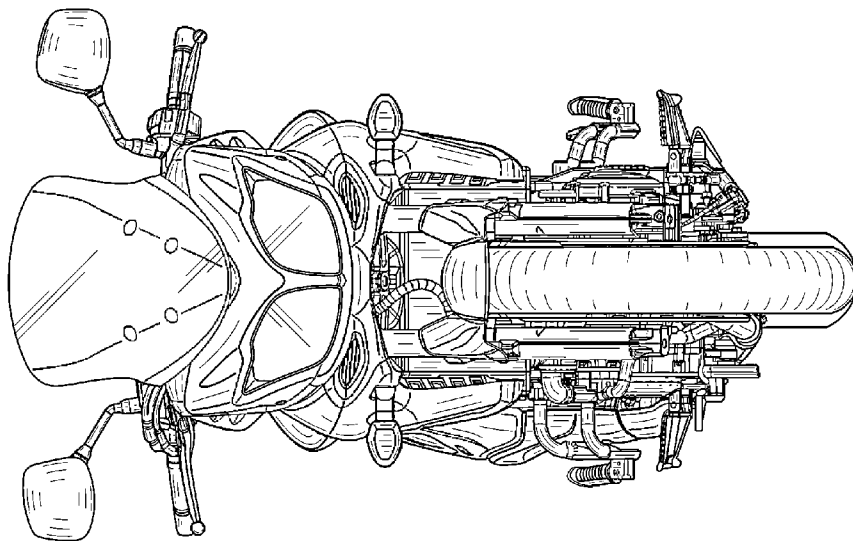


FIG. 1

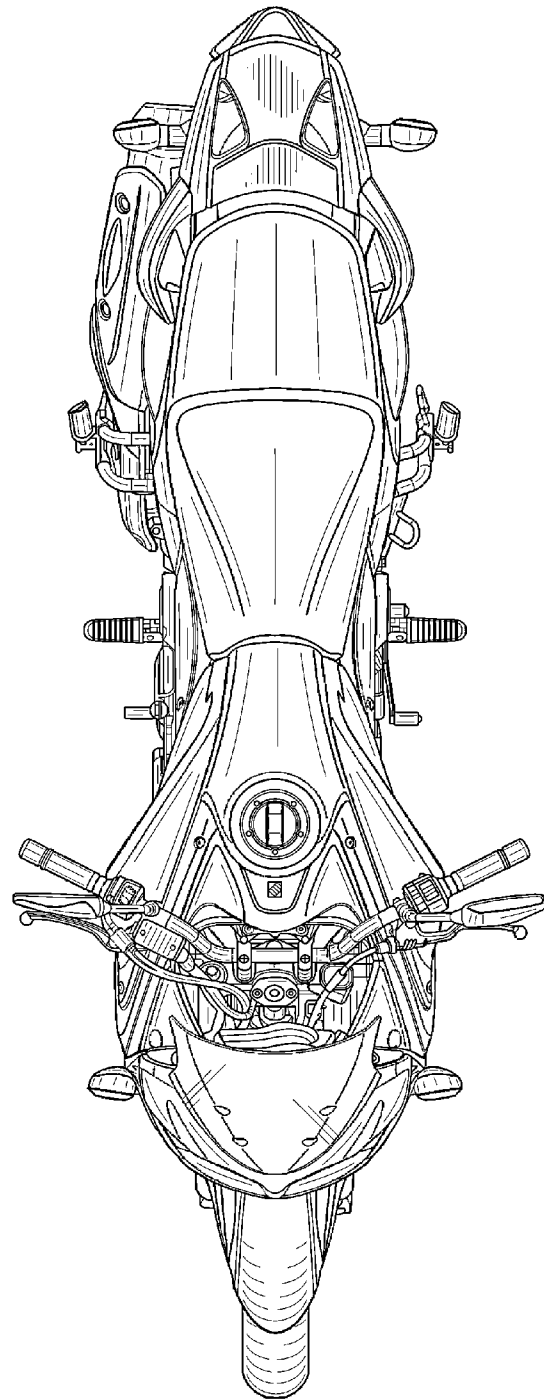


FIG. 3

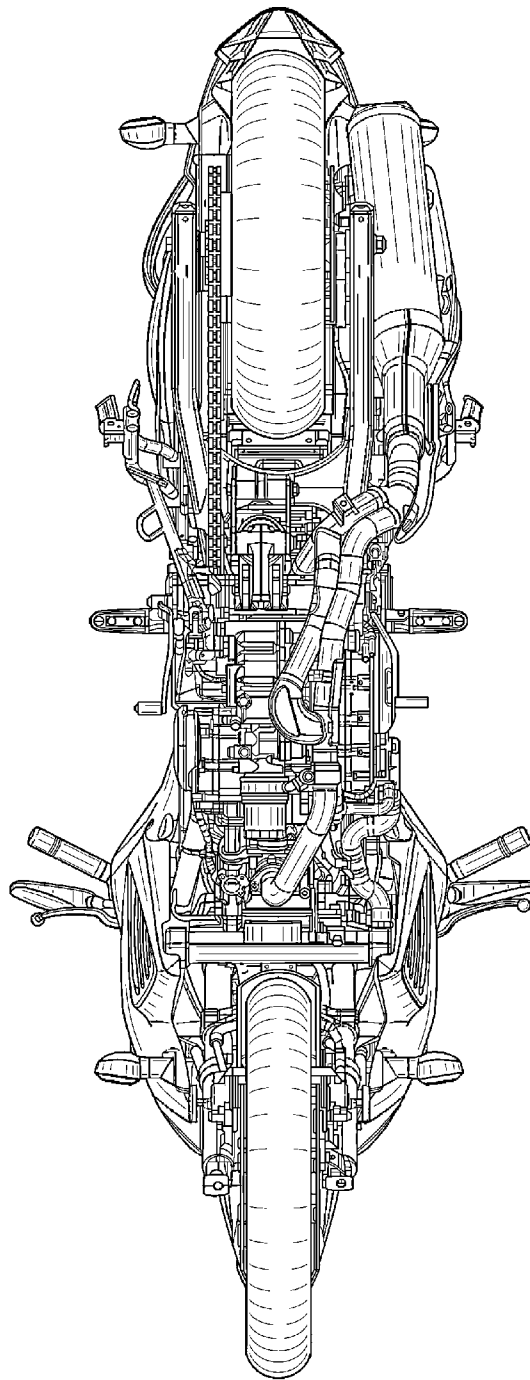


FIG. 4

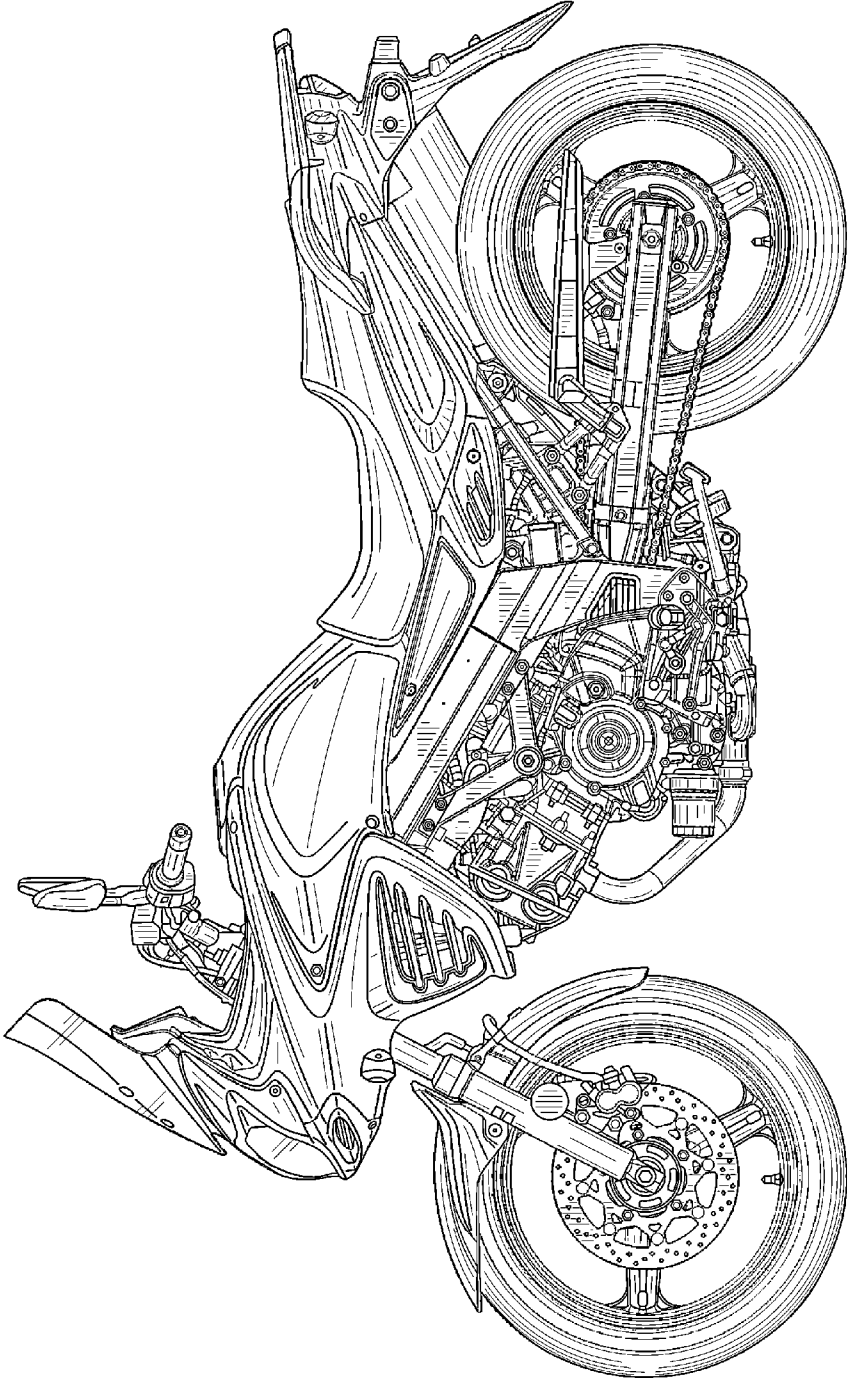


FIG. 5

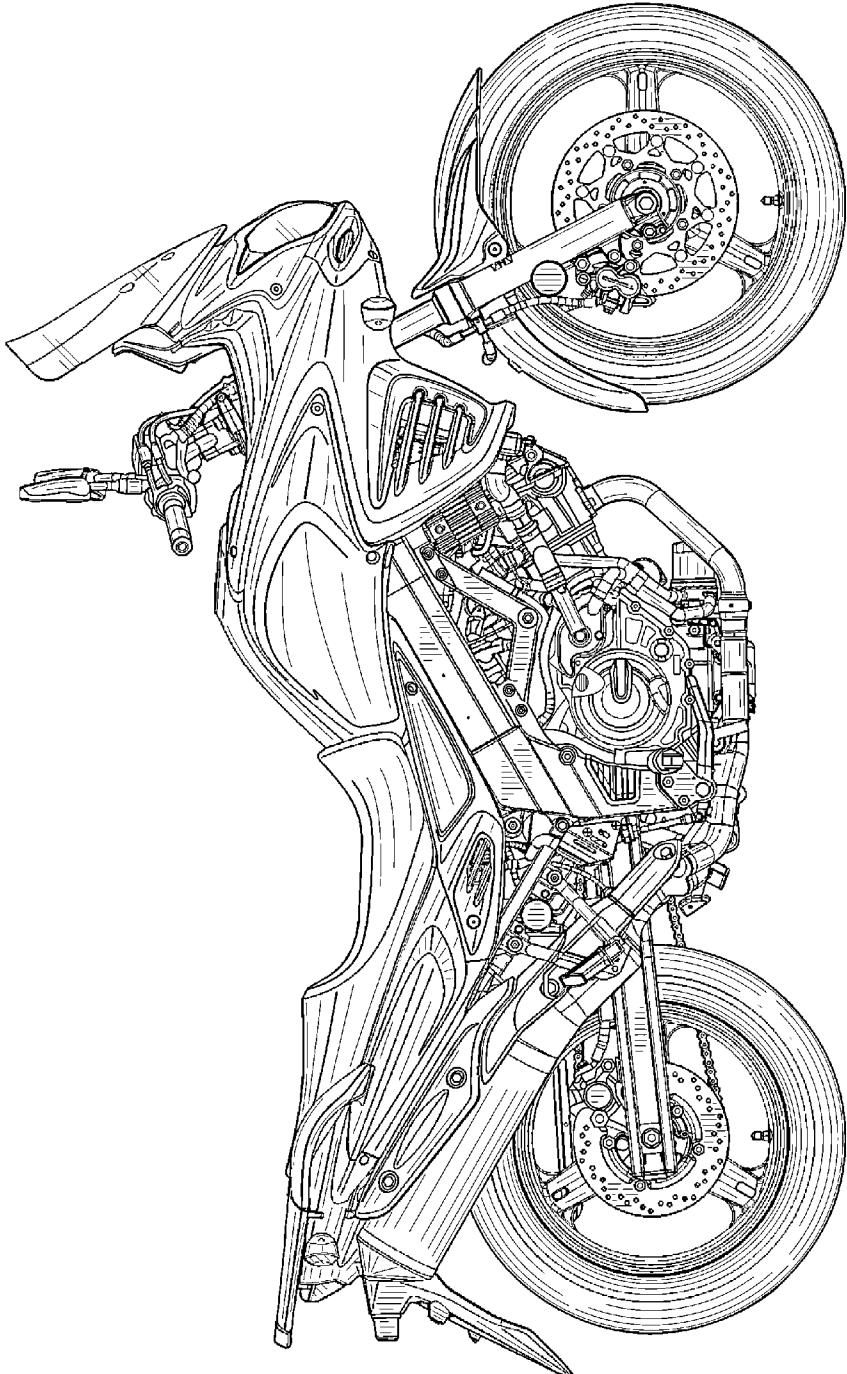


FIG. 6

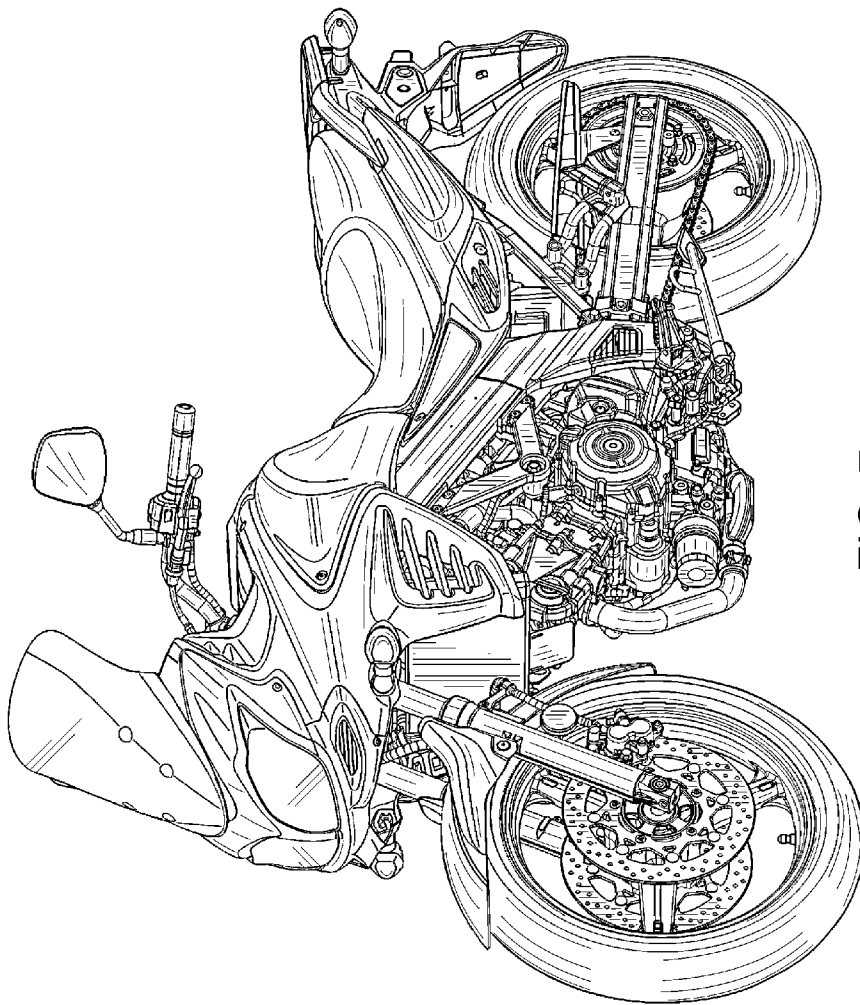


FIG. 7

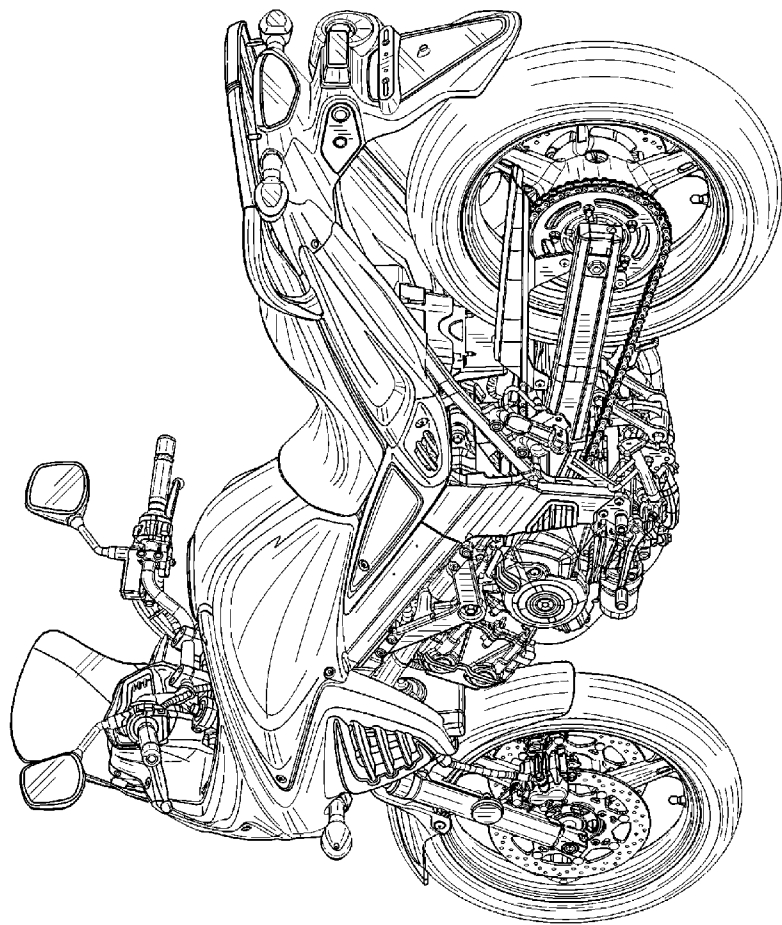


FIG. 8

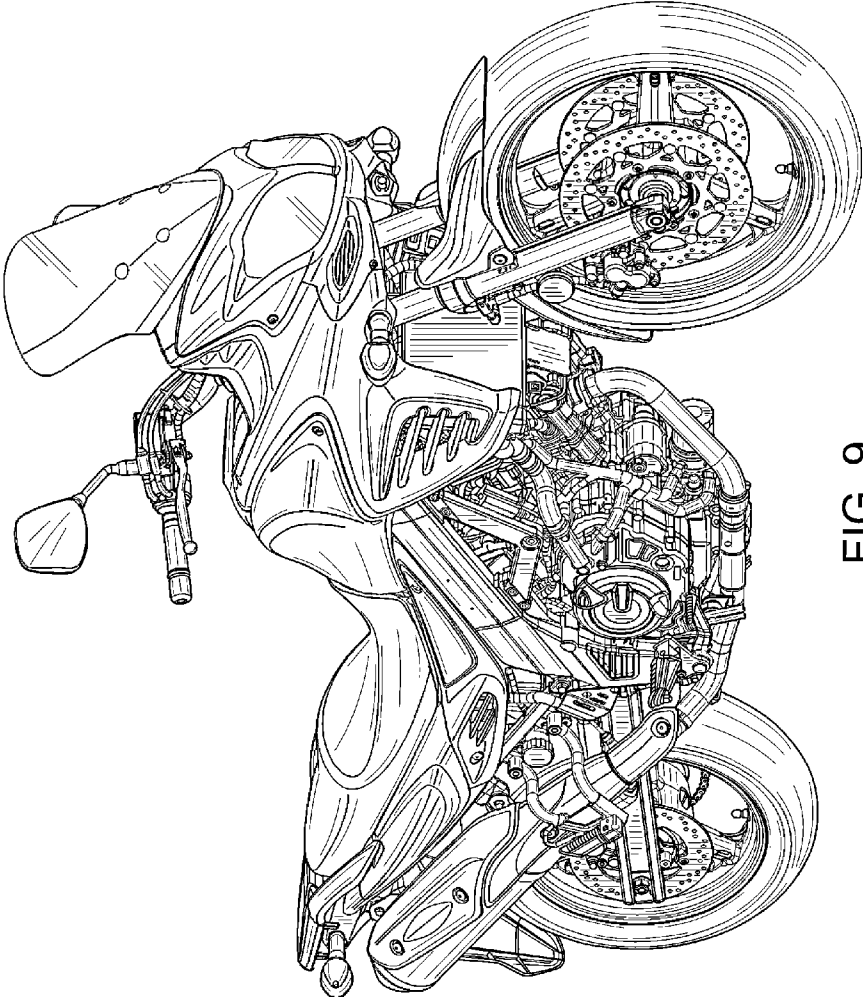


FIG. 9

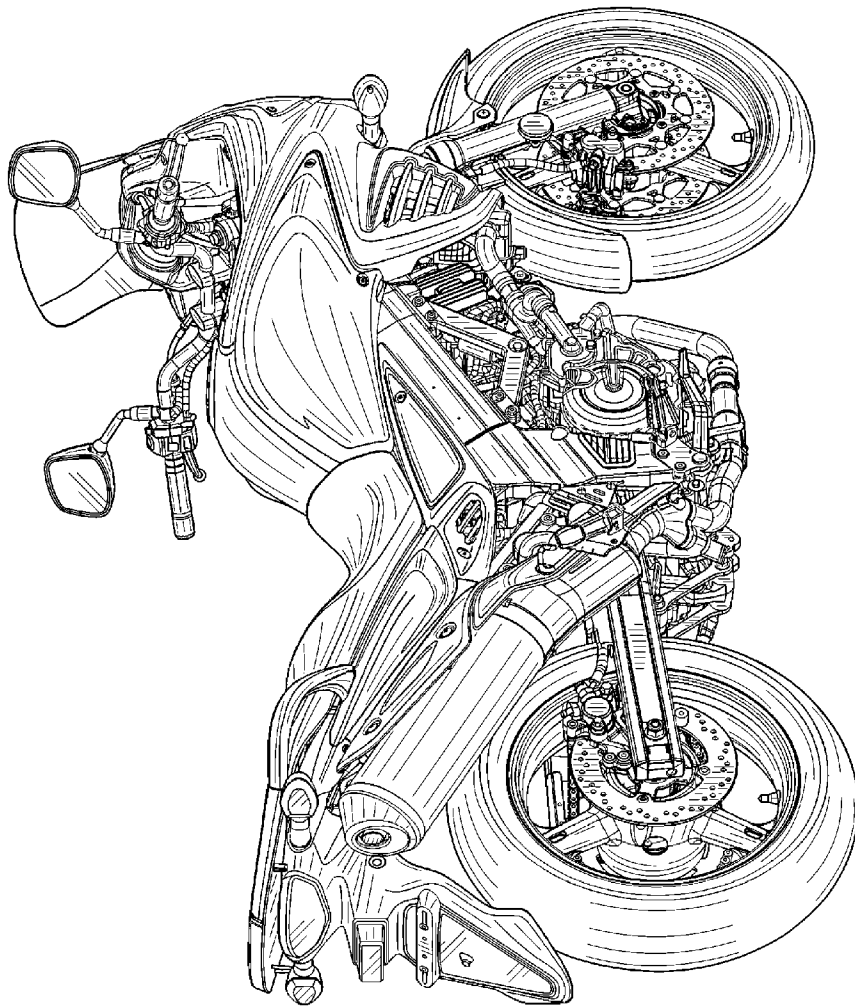


FIG. 10