



US00D785390S

(12) **United States Design Patent**
Tong

(10) **Patent No.:** **US D785,390 S**

(45) **Date of Patent:** **** May 2, 2017**

(54) **CHAIR PARTS**

(71) Applicant: **ZHEJIANG YUYUE FURNITURE CO., LTD.**, Anji County (CN)

(72) Inventor: **Baijun Tong**, Anji County (CN)

(73) Assignee: **ZhejiangYuyue Furniture Co., Ltd.**, Anji County, Zhejiang Province (CN)

(**) Term: **15 Years**

(21) Appl. No.: **29/553,650**

(22) Filed: **Feb. 3, 2016**

(51) **LOC (10) Cl.** **06-01**

(52) **U.S. Cl.**
USPC **D6/716; D6/366**

(58) **Field of Classification Search**
USPC D6/334-336, 366, 367, 369, 379, 380,
D6/716, 716.1, 716.2, 716.4
CPC A47B 17/16; A47B 17/40; A47B 7/46;
A47C 7/022; A47C 7/282; A47C 7/285
See application file for complete search history.

(56) **References Cited**

U.S. PATENT DOCUMENTS

D596,884 S * 7/2009 Wen D6/366
D648,947 S * 11/2011 Ong D6/366

D654,711 S * 2/2012 Fujita D6/366
D697,353 S * 1/2014 Nakamura D6/716.4
D727,075 S * 4/2015 Usamoto D6/366
D727,076 S * 4/2015 Usamoto D6/716
D727,079 S * 4/2015 Usamoto D6/716.4
D766,605 S * 9/2016 Li D6/366
D770,788 S * 11/2016 Bonneywell D6/366

* cited by examiner

Primary Examiner — Mimoso De

(74) *Attorney, Agent, or Firm* — NK Patent Law, PLLC

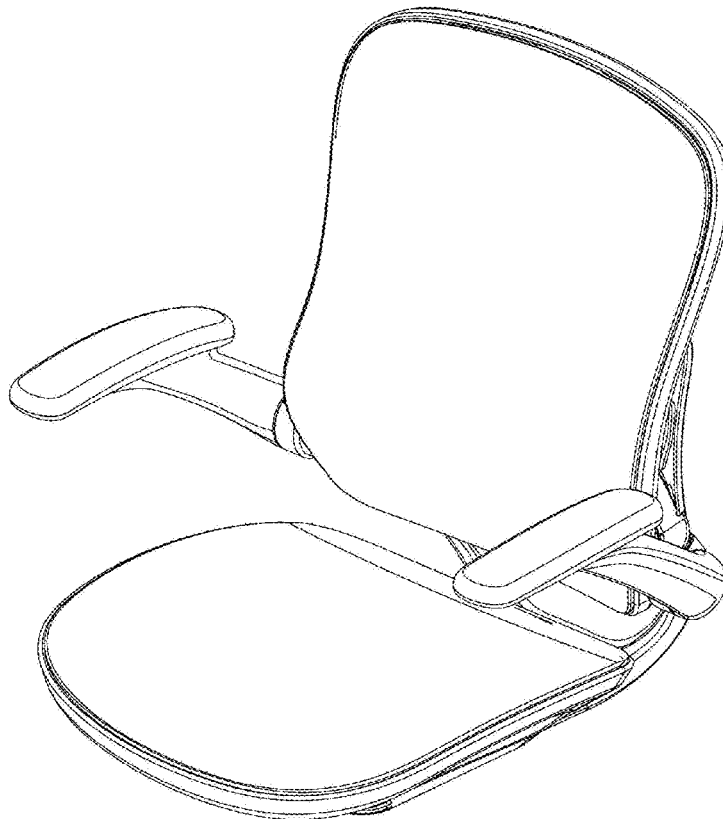
(57) **CLAIM**

I claim the ornamental design for the chair parts, as shown and described.

DESCRIPTION

FIG. 1 is a front view of the chair parts;
FIG. 2 is a right side view of the chair parts;
FIG. 3 is a left side view of the chair parts;
FIG. 4 is a rear view of the chair parts;
FIG. 5 is a top view of the chair parts; and
FIG. 6 is a perspective view of the chair parts; and,
FIG. 7 is a bottom view of the chair parts.

1 Claim, 7 Drawing Sheets



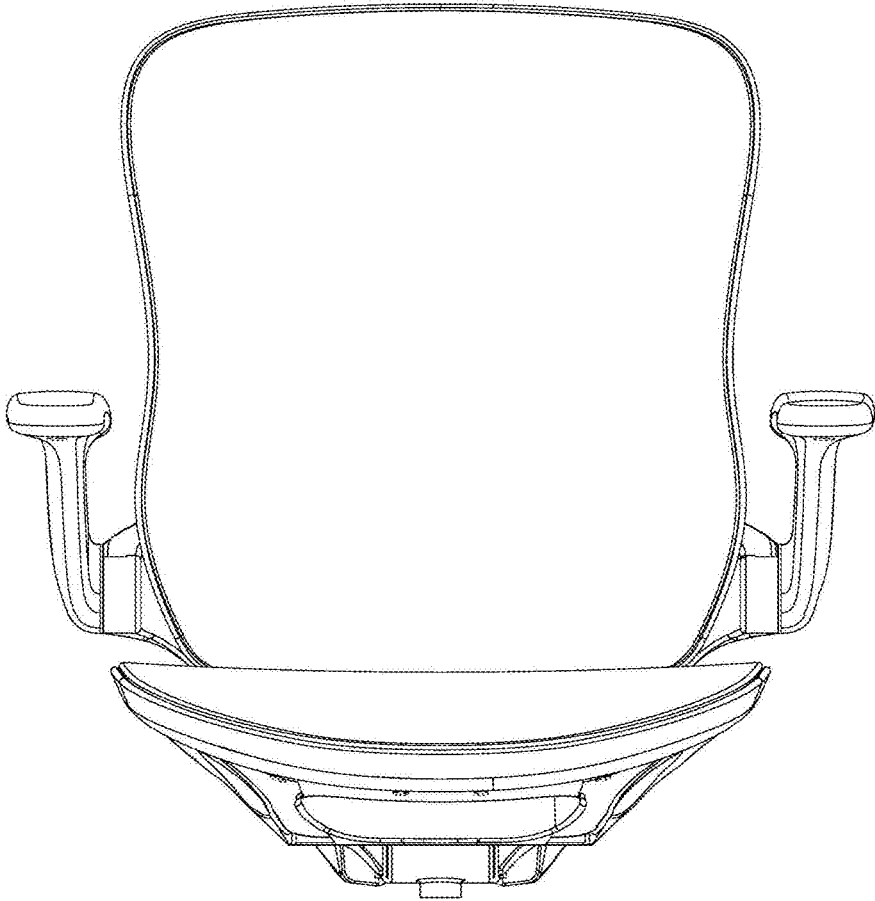


FIG.1

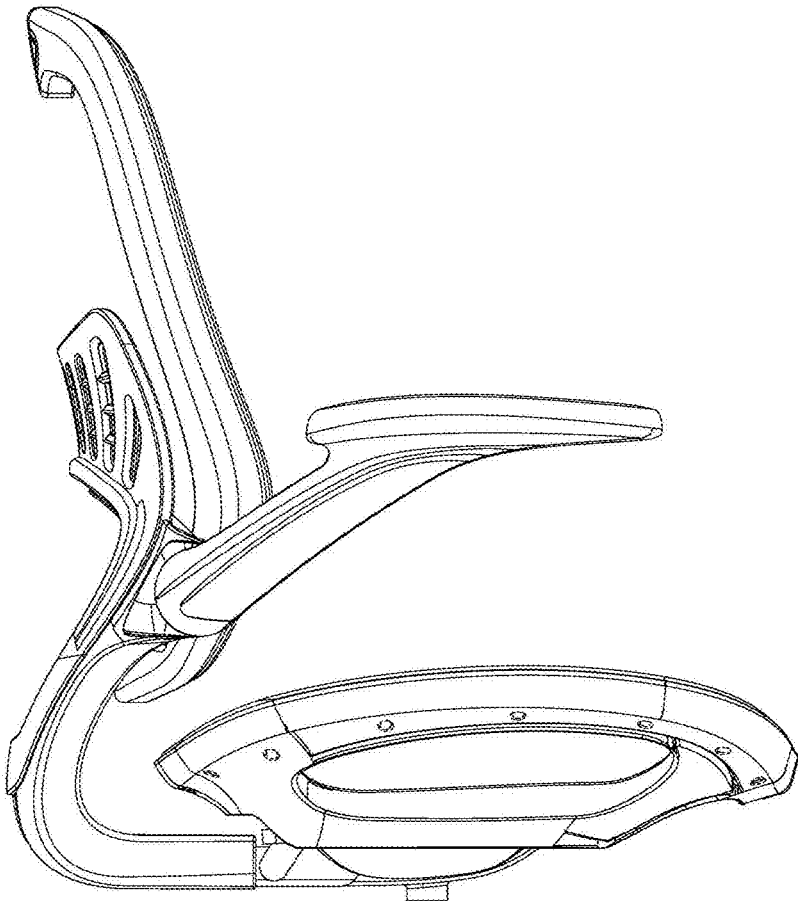


FIG.2

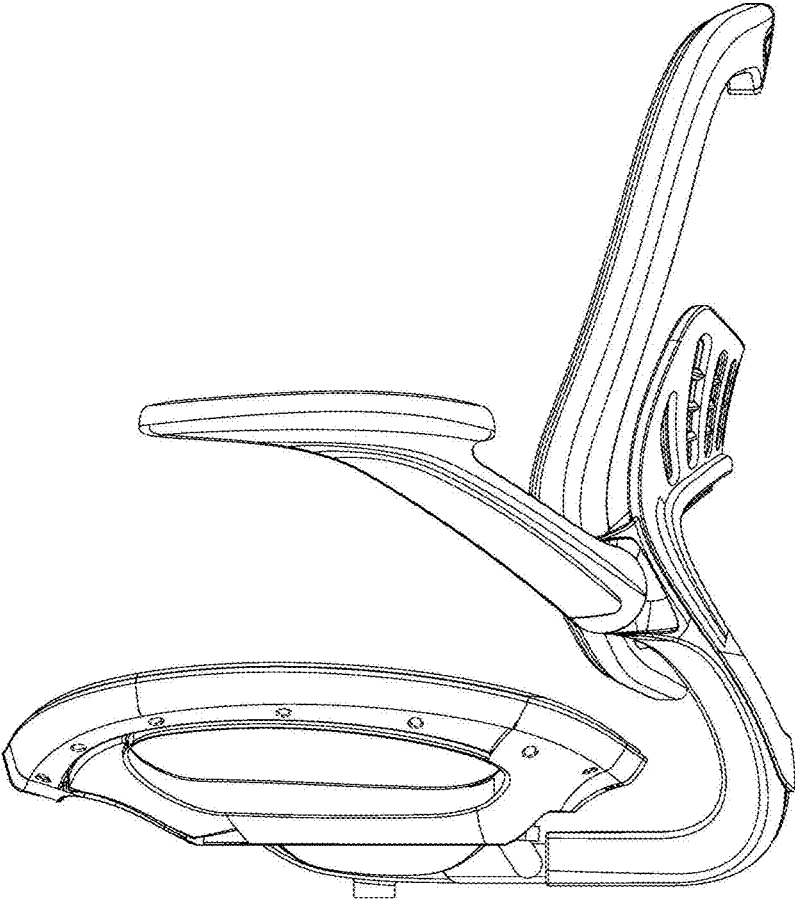


FIG.3

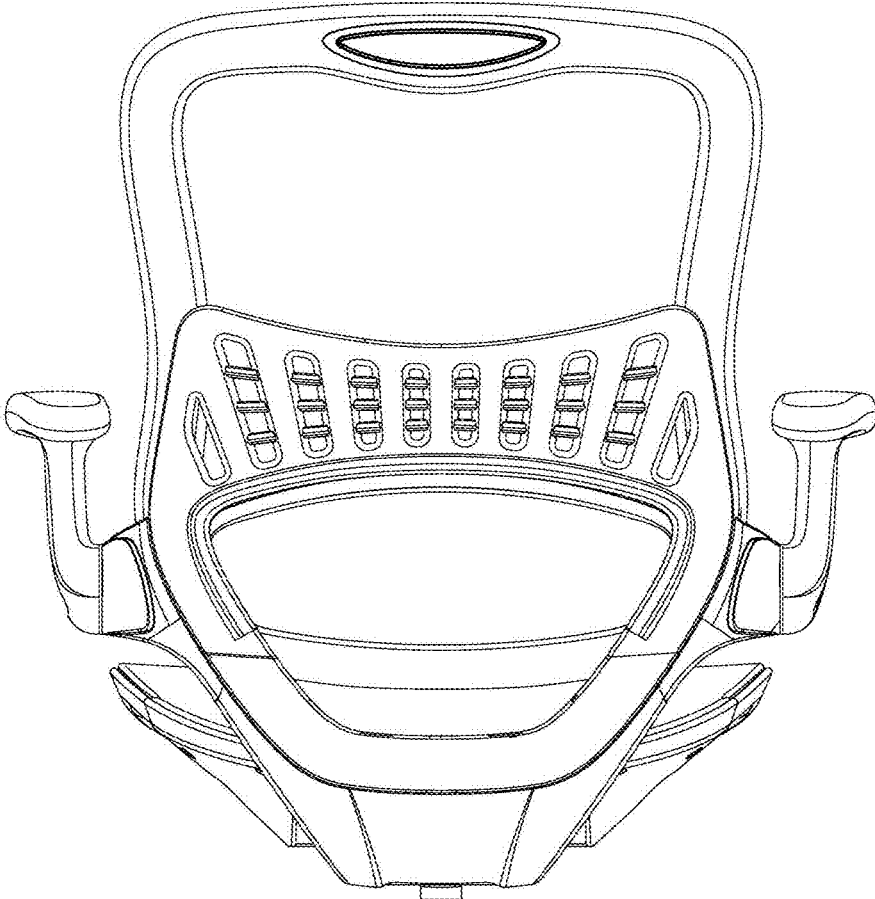


FIG.4

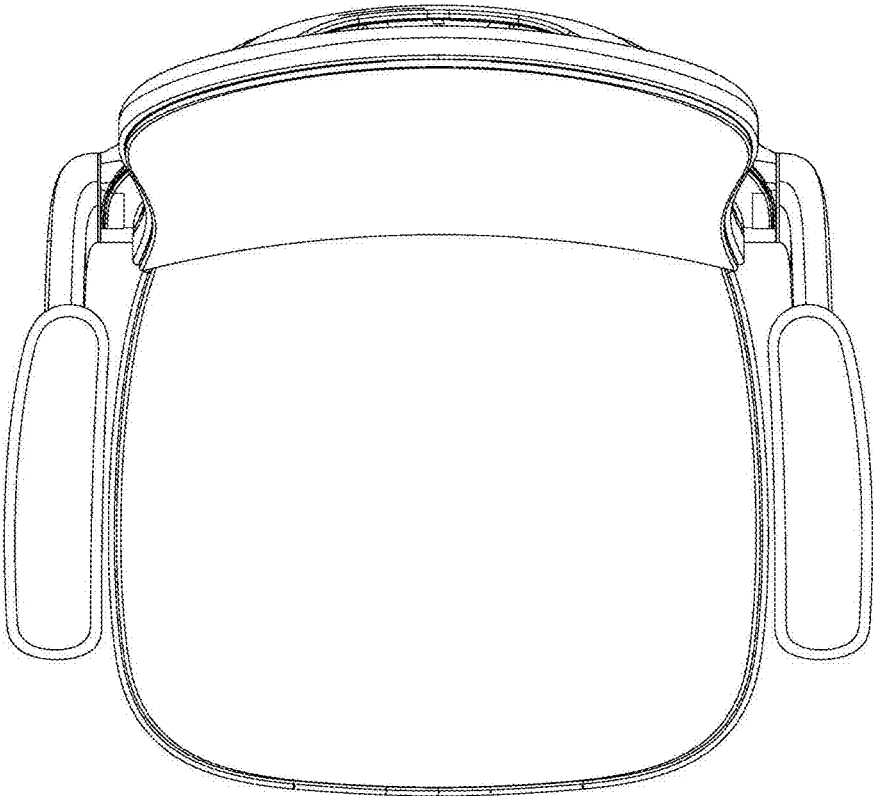


FIG.5



FIG.6

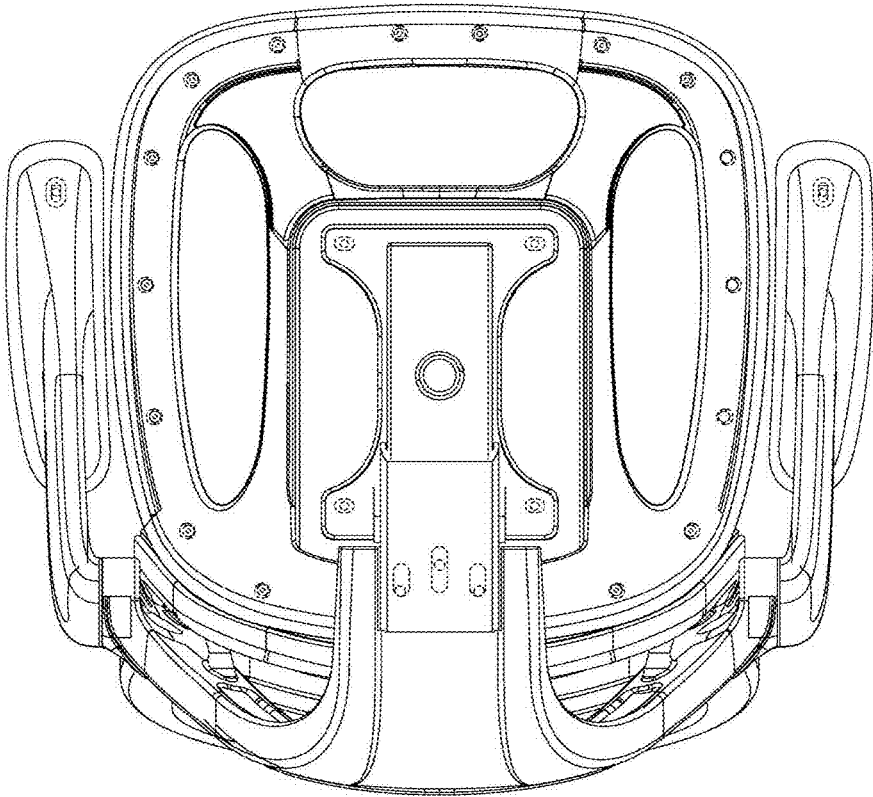


FIG.7