



US00D620283S

(12) **United States Design Patent**
Calco

(10) **Patent No.:** **US D620,283 S**

(45) **Date of Patent:** **** Jul. 27, 2010**

(54) **TELEVISION STAND**

(75) Inventor: **Wayne Calco**, Laguna Hills, CA (US)

(73) Assignee: **Atlantic Representations, Inc.**, Santa Fe Springs, CA (US)

(**) Term: **14 Years**

(21) Appl. No.: **29/351,208**

(22) Filed: **Dec. 2, 2009**

(51) **LOC (9) Cl.** **06-04**

(52) **U.S. Cl.** **D6/477**

(58) **Field of Classification Search** D6/477,
D6/474, 478-479, 480-489, 495, 450-451,
D6/436, 460; 108/153.1, 155-156, 161,
108/155.7; 248/188, 188.1, 188.8; 211/40-42,
211/40.12

See application file for complete search history.

(56) **References Cited**

U.S. PATENT DOCUMENTS

D249,857 S *	10/1978	Adkinson	D6/477
D267,617 S *	1/1983	Hickey	D6/484
D273,829 S *	5/1984	Desnoyers	D6/484
D396,767 S *	8/1998	De Blaay	D6/477
D450,492 S *	11/2001	Sabo et al.	D6/480
D502,617 S *	3/2005	Chang	D6/480
D520,779 S *	5/2006	DeBlois	D6/484
D534,379 S *	1/2007	Juneau	D6/484
D551,468 S *	9/2007	Hoglan et al.	D6/479
D571,779 S *	6/2008	Matsuoka	D14/168
D598,675 S *	8/2009	Everson	D6/480

* cited by examiner

Primary Examiner—Elizabeth A Albert
Assistant Examiner—Kelley A Donnelly

(74) *Attorney, Agent, or Firm*—Cislo & Thomas, LLP

(57) **CLAIM**

The ornamental design for a television stand, as shown and described.

DESCRIPTION

FIG. 1 is a perspective view of my television stand;

FIG. 2 is a front view thereof;

FIG. 3 is a rear view thereof;

FIG. 4 is a right side view thereof;

FIG. 5 is a left side view thereof;

FIG. 6 is a top view thereof; and

FIG. 7 is a bottom view thereof;

FIG. 8 is a perspective view of another embodiment of my television stand;

FIG. 9 is a front view thereof;

FIG. 10 is a rear view thereof;

FIG. 11 is a right side view thereof;

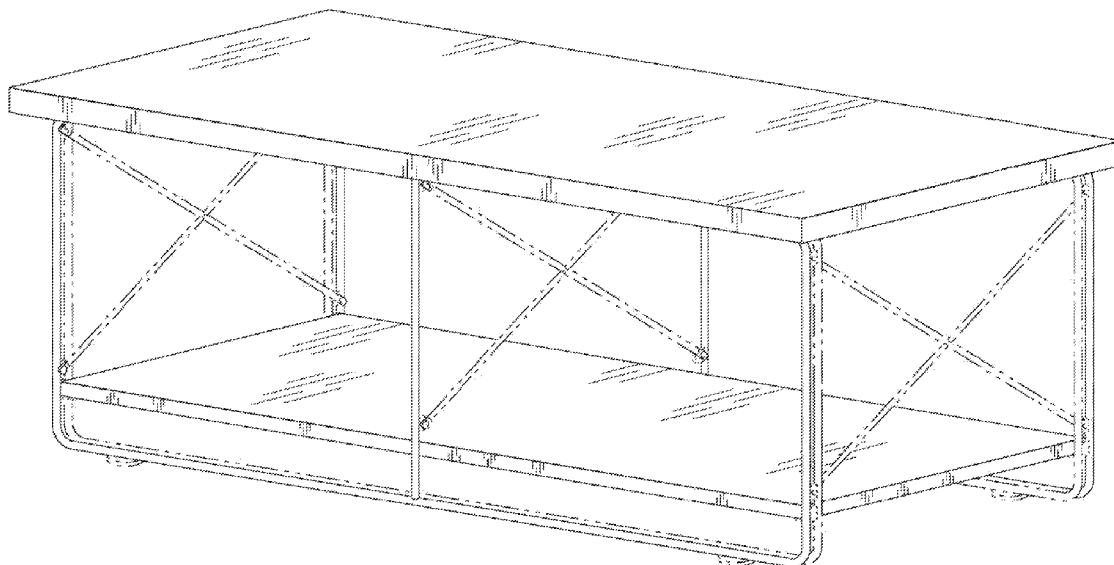
FIG. 12 is a left side view thereof;

FIG. 13 is a top view thereof; and,

FIG. 14 is a bottom view thereof.

The broken line portions of the disclosure are included for the purpose of illustrating environment and form no part of the claimed design.

1 Claim, 12 Drawing Sheets



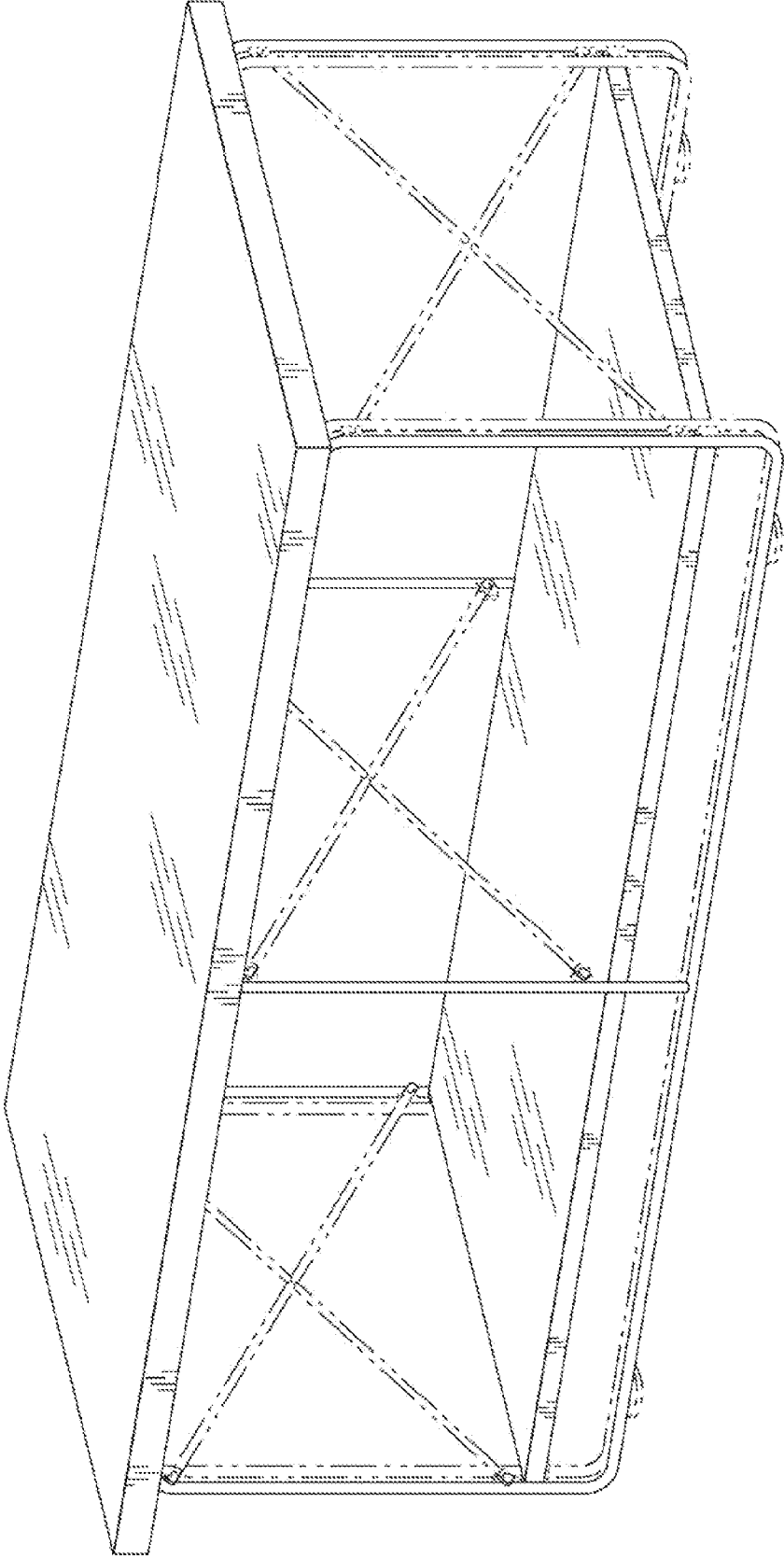


Fig. 1




Fig. 2




Fig. 3

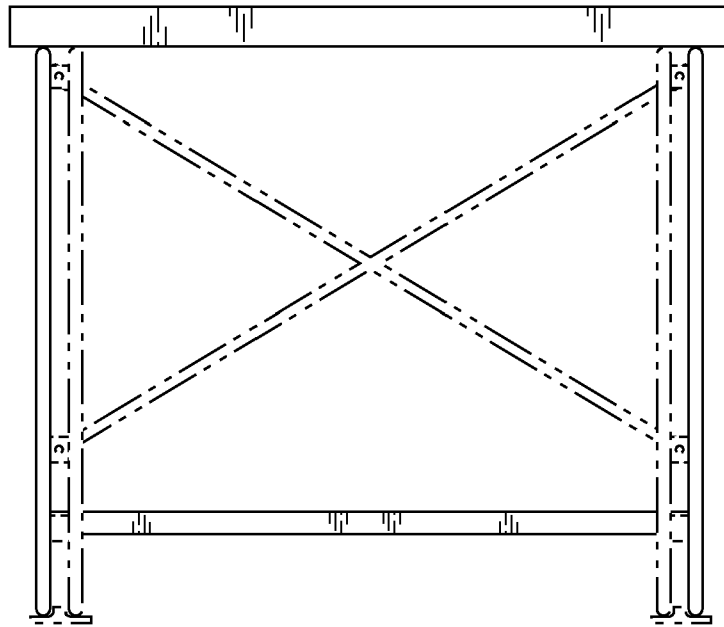


Fig. 4

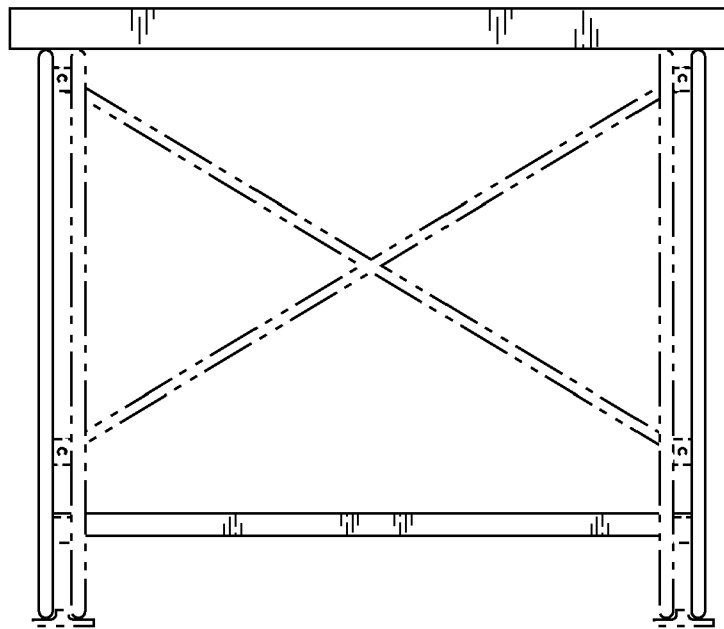


Fig. 5




Fig. 6




Fig. 7

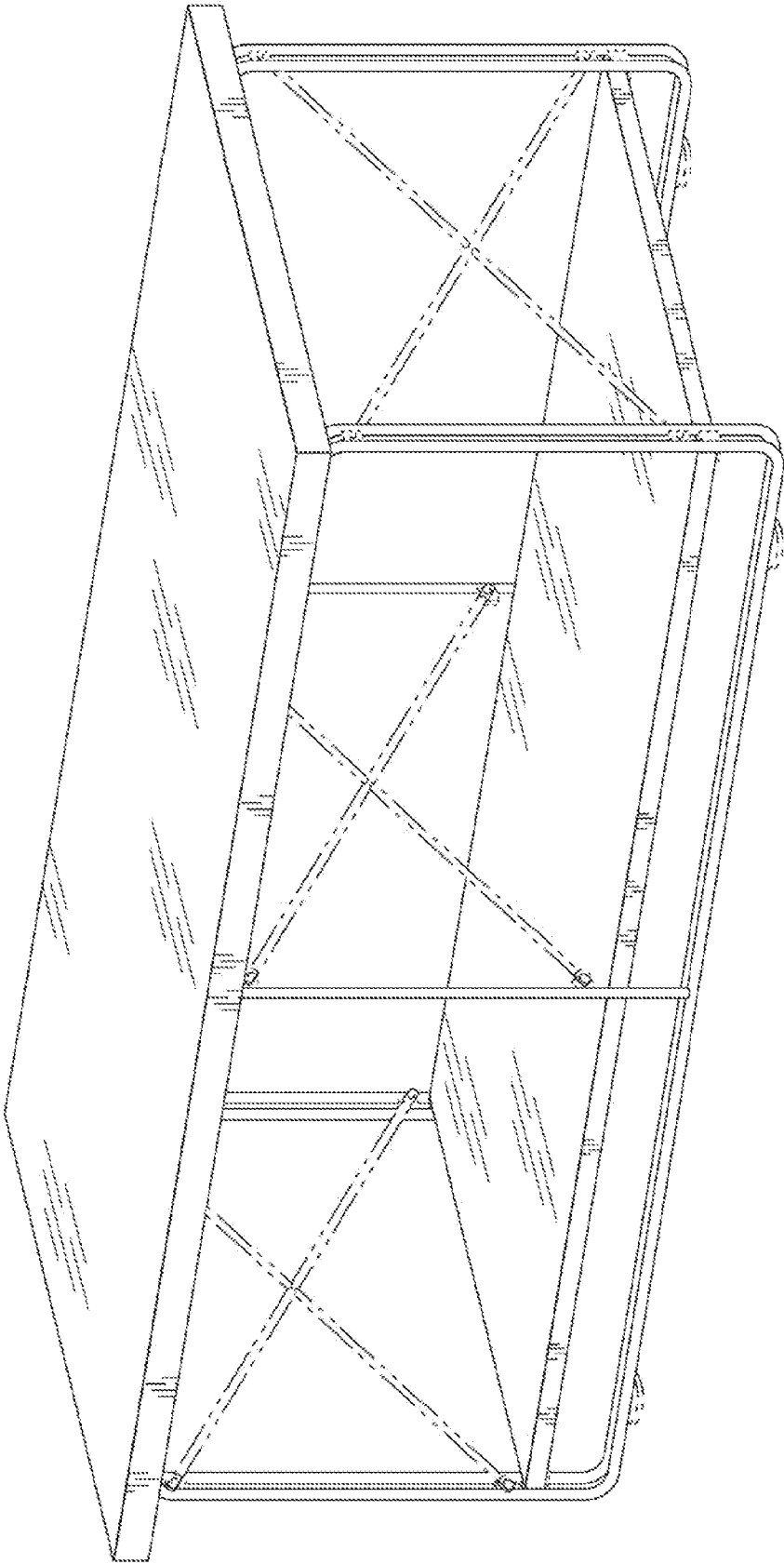


Fig. 8




Fig. 9

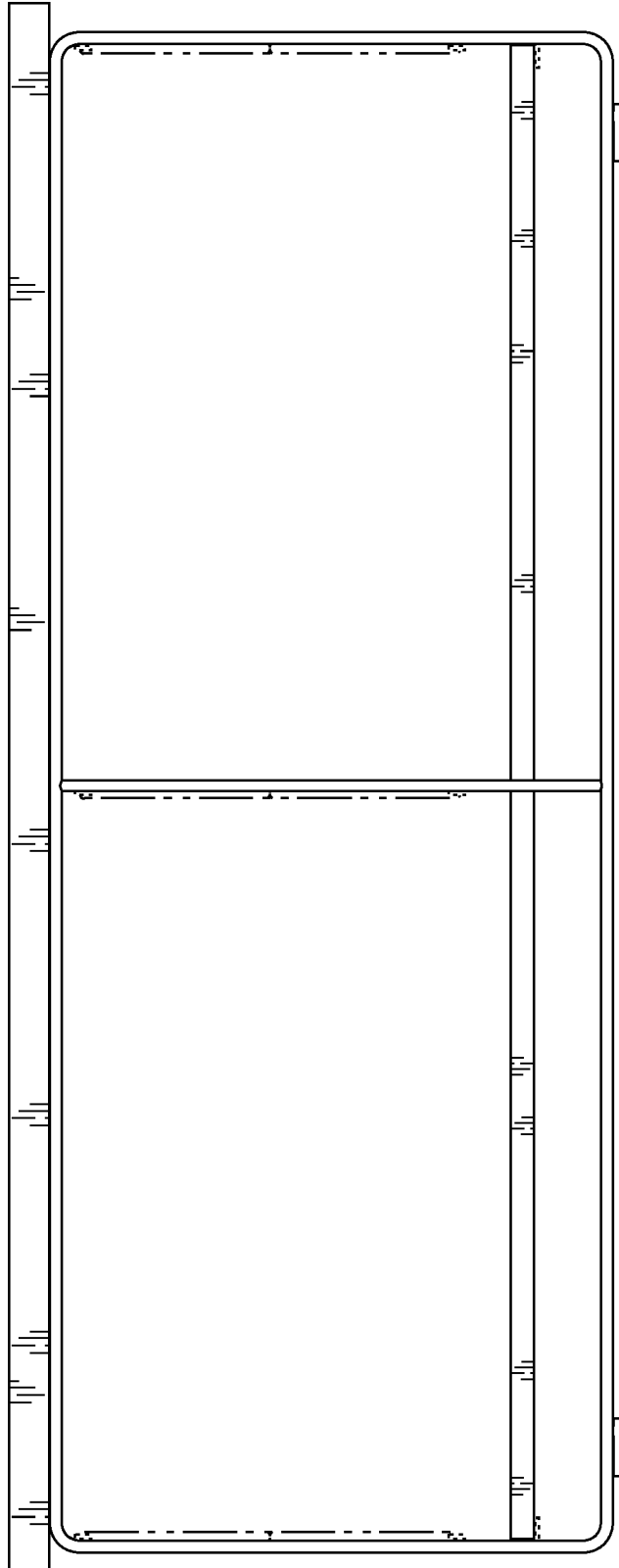


Fig. 10

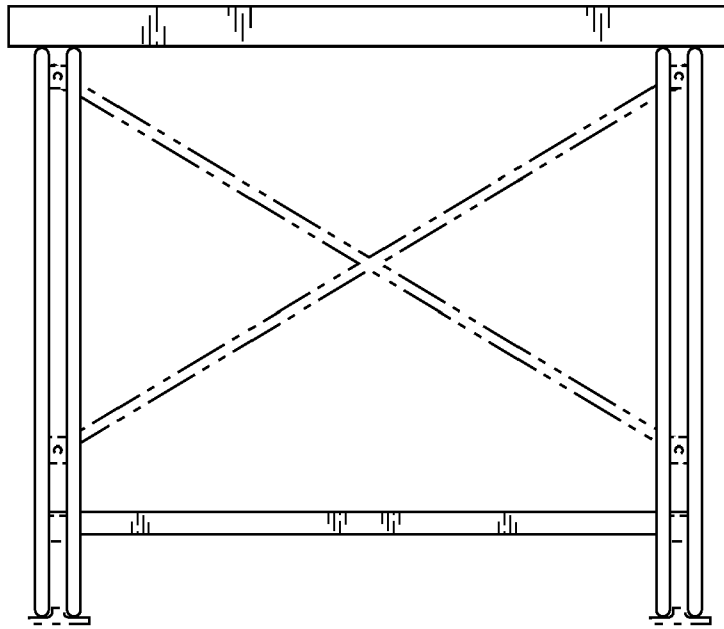


Fig. 11

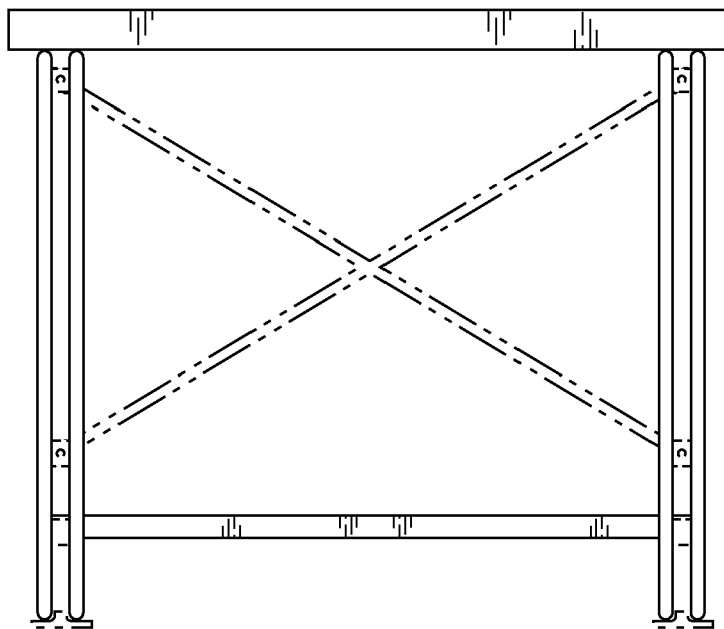


Fig. 12




Fig. 13

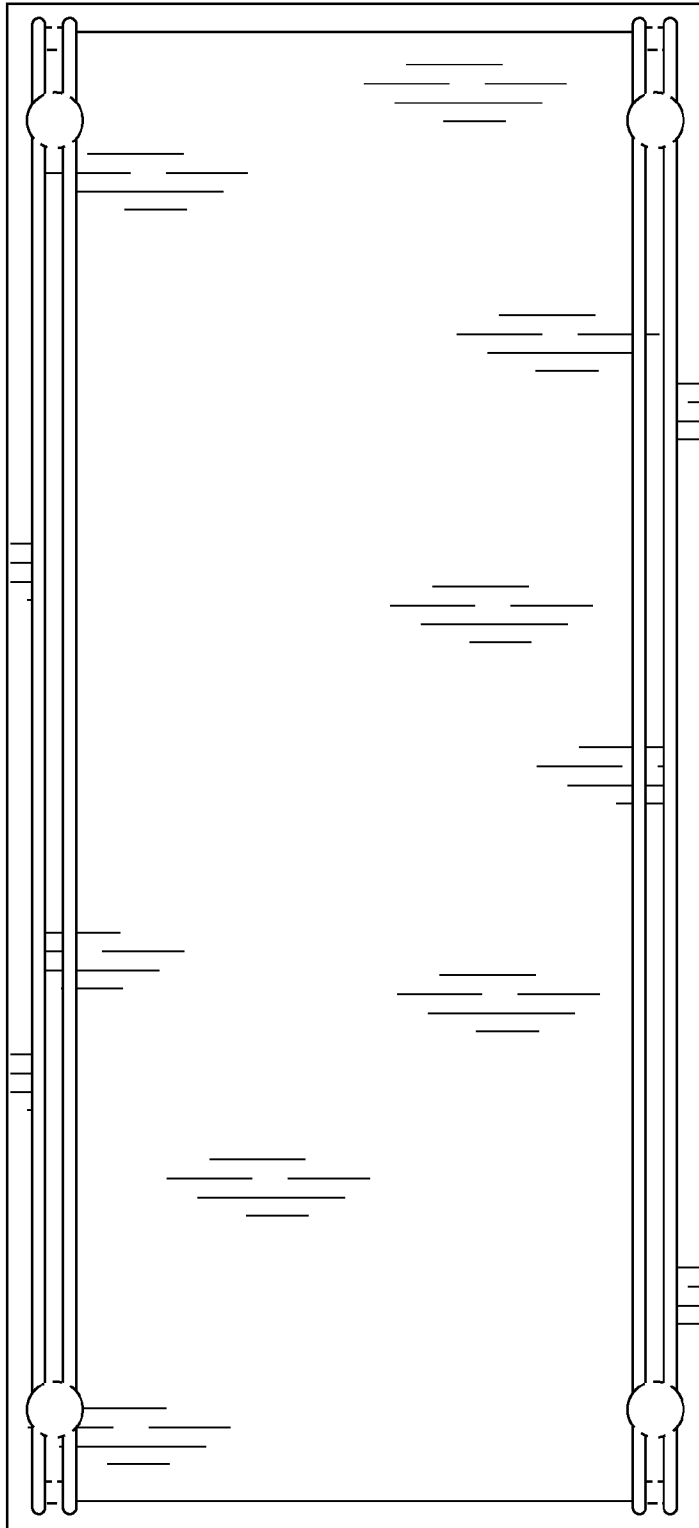


Fig. 14