



US00D679242S

(12) **United States Design Patent**
Conger

(10) **Patent No.:** **US D679,242 S**

(45) **Date of Patent:** **** *Apr. 2, 2013**

(54) **SOLAR ARRAY**

(75) Inventor: **Steven J. Conger**, Carbondale, CO (US)

(73) Assignee: **P4P Holdings, LLC**, Carbondale, CO (US)

(*) Notice: This patent is subject to a terminal disclaimer.

(**) Term: **14 Years**

(21) Appl. No.: **29/408,001**

(22) Filed: **Dec. 6, 2011**

(51) **LOC (9) Cl.** **13-02**

(52) **U.S. Cl.** **D13/102**

(58) **Field of Classification Search** D13/102,
D13/101, 184, 199; 52/82, 83, 173.3; 126/600,
126/605, 623, 624, 667; 136/206, 244–252,
136/256, 291, 292; 248/49; 250/214.1; 359/848,
359/850, 852, 853

See application file for complete search history.

(56) **References Cited**

U.S. PATENT DOCUMENTS

3,449,874 A	6/1969	Beaupre'	
3,704,560 A	12/1972	Ratliff, Jr.	
3,750,349 A	8/1973	Deike	
4,025,786 A	5/1977	Hamilton	
4,063,963 A	12/1977	Bond, Jr.	
4,071,017 A	1/1978	Russell, Jr. et al.	
4,119,863 A	10/1978	Kelly	
4,122,675 A	10/1978	Polyak	
4,135,493 A *	1/1979	Kennedy	126/577
4,186,720 A	2/1980	Schmauder et al.	
4,216,762 A	8/1980	Klaila	
4,245,616 A	1/1981	Wyland	
4,245,895 A	1/1981	Wildenrotter	
4,269,173 A	5/1981	Krueger et al.	
D260,679 S	9/1981	Mayerovitch	
4,326,773 A *	4/1982	Colas	359/852
4,380,996 A	4/1983	Mengeringhausen	
4,386,600 A	6/1983	Eggert, Jr.	
4,415,759 A	11/1983	Copeland et al.	
4,429,178 A	1/1984	Prideaux et al.	

4,449,347 A	5/1984	Rooney	
4,457,035 A	7/1984	Habegger et al.	
4,485,264 A *	11/1984	Izu et al.	136/244
4,487,989 A	12/1984	Wakefield et al.	
4,574,535 A	3/1986	Pabsch	
4,587,951 A	5/1986	Townsend	
4,602,613 A	7/1986	Barr	
D285,829 S	9/1986	Lock	
4,656,996 A	4/1987	Aharaon	
4,832,001 A	5/1989	Baer	

(Continued)

FOREIGN PATENT DOCUMENTS

CA	2397850	2/2004
DE	3504133	8/1986

(Continued)

OTHER PUBLICATIONS

Baumgartner et al. "Solar Wings A New Lightweight PV Tracking System", 23re Eu PVSEC, Valencia, Sep. 4, 2008, invited talk 4DO. 9.5.

(Continued)

Primary Examiner — Derrick Holland

(74) *Attorney, Agent, or Firm* — Sheridan Ross PC

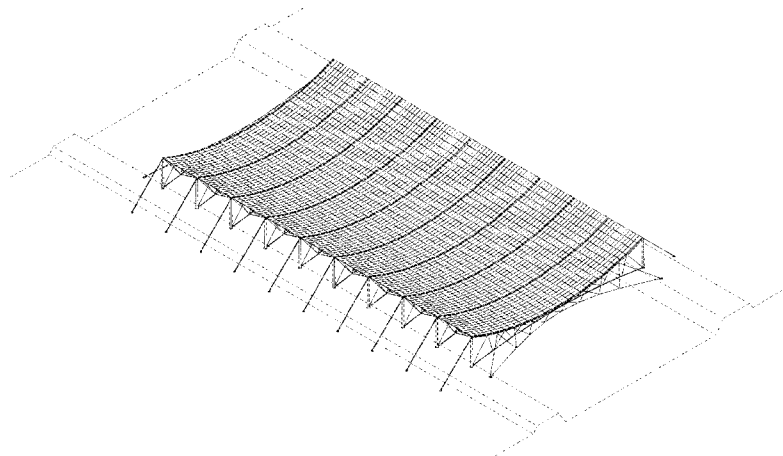
(57) **CLAIM**

The ornamental design for a solar array, as shown and described.

DESCRIPTION

FIG. 1 is a perspective view of a solar array showing my new design;
FIG. 2 is a top plan view thereof;
FIG. 3 is a bottom plan view thereof;
FIG. 4 is a front elevation view thereof, the rear elevation view being a mirror image; and,
FIG. 5 is a left side elevation view thereof, the right side elevation being a mirror image.
The broken lines shown represent unclaimed subject matter and form no part of the claimed design.

1 Claim, 5 Drawing Sheets



U.S. PATENT DOCUMENTS

4,835,918	A	6/1989	Dippel	
D303,244	S	9/1989	Hanak	
D311,722	S	10/1990	Cheng	
5,058,565	A	10/1991	Gee et al.	
5,069,540	A	12/1991	Gonder	
5,125,608	A	6/1992	McMaster et al.	
5,176,758	A	1/1993	Nath et al.	
5,212,916	A	5/1993	Dippel et al.	
5,236,378	A	8/1993	Newman	
5,347,402	A	9/1994	Arbogast	
D353,129	S	12/1994	Ricaud et al.	
5,478,407	A	12/1995	Dorison et al.	
5,524,401	A	6/1996	Ishikawa et al.	
D380,191	S	6/1997	White	
5,769,068	A	6/1998	Takahashi	
D408,554	S	4/1999	Dinwoodie	
5,937,849	A	8/1999	Myles, III et al.	
5,961,099	A	10/1999	Thommen, Jr.	
D425,013	S	5/2000	Lai	
6,091,016	A	7/2000	Kester	
6,105,316	A	8/2000	Bottger et al.	
D442,139	S	5/2001	Sasaoka	
RE37,498	E	1/2002	Thomas	
6,397,869	B1	6/2002	Jennings	
6,443,145	B1	9/2002	Buron et al.	
D469,399	S	1/2003	Shugar	
6,563,040	B2	5/2003	Hayden et al.	
D475,320	S	6/2003	Hensley et al.	
6,930,237	B2	8/2005	Mattiuzzo	
D511,576	S	11/2005	Shingleton et al.	
7,285,719	B2	10/2007	Conger	
D560,605	S	1/2008	McClintock et al.	
D560,606	S	1/2008	McClintock et al.	
7,325,543	B2	2/2008	Momii et al.	
D564,443	S	* 3/2008	Moore	D13/102
D584,223	S	* 1/2009	Cooper	D13/102
7,557,292	B2	7/2009	Shingleton et al.	
D605,585	S	12/2009	Conger	
7,687,706	B2	3/2010	Conger	
D625,250	S	10/2010	Conger	
7,847,185	B2	12/2010	Schwarze	
7,866,035	B2	1/2011	Cummings et al.	
D633,033	S	2/2011	Conger	
D648,269	S	11/2011	Conger	
D649,112	S	11/2011	Conger	
D657,737	S	* 4/2012	Mackler	D13/102
2005/0141153	A1	6/2005	Mucci et al.	
2008/0047546	A1	2/2008	Cummings	
2008/0057776	A1	3/2008	Cummings	
2008/0168981	A1	7/2008	Cummings et al.	
2008/0283112	A1	11/2008	Conger	
2008/0283113	A1	11/2008	Conger	
2009/0038672	A1	2/2009	Conger	
2009/0184223	A1	7/2009	Schwarze et al.	
2009/0200808	A1	8/2009	Parmley	
2009/0211625	A1	8/2009	Schwarze	
2009/0244890	A1	10/2009	Pelken et al.	
2010/0000516	A1	1/2010	Conger	
2010/0038507	A1	2/2010	Schwarze et al.	
2010/0051083	A1	3/2010	Boyk	
2010/0089433	A1	4/2010	Conger et al.	
2010/0095609	A1	4/2010	Kim	
2010/0133396	A1	6/2010	Conger et al.	
2010/0183443	A1	7/2010	Thorne	
2010/0212654	A1	8/2010	Trevijano	
2010/0251618	A1	10/2010	Nishikawa et al.	
2010/0314509	A1	12/2010	Conger	
2011/0089698	A1	4/2011	Ahmadi	
2011/0113705	A1	5/2011	Raczkowski	
2011/0197418	A1	8/2011	Overturf et al.	
2011/0221203	A1	9/2011	Miller	
2011/0277809	A1	11/2011	Dalland et al.	

FOREIGN PATENT DOCUMENTS

DE	3643487	6/1988
DE	4038646	6/1992
DE	10050021	4/2001
DE	10116783	10/2002
EP	0373234	6/1990
EP	2256431	12/2010
EP	2261577	12/2010
JP	10-266499	10/1998
JP	2004-71805	9/2005
WO	WO 2005/085633	9/2005
WO	WO 2008/141813	11/2008
WO	WO 2009/065377	5/2009

OTHER PUBLICATIONS

“coolearth technology” coolearth, available at <http://www.coolearthsolar.com/technology>, date unknown, p. 1-2.

Definition of “column,” <http://www.thefreedictionary.com/p/column>, printed Dec. 14, 2010, 4 pages.

Difference between shear connection and moment connections, http://wiki.answers.com/Q/Difference_between_shear_connection_and_moment_connections, printed Dec. 14, 2010, 1 page.

Definition of “moment connection,” <http://mbmisteelbuildings.com/metal-building-terms#m>, printed Dec. 19, 2010, 1 page.

Definition of “moment,” <http://www.thefreedictionary.com/p/moment>, printed Dec. 19, 2010, 4 pages.

“Sharp Provides Solar Panels for Winery’s “Floatovoltaic” Solar Array”, available at <http://solarbuss.com/News/NewsNAPR1099.htm>, dated May 29, 2008 (accessed Jun. 23, 2008), pp. 1-2.

Foster + Partners “Hearst Headquarters”, available at <http://www.fosterandpartners.com/Projects/1124/Default.aspx>, printed Aug. 5, 2008, 11 pages.

Solyndra web pages available at <http://www.solyndra.com>, printed May 11, 2009, 7 pages.

“Single Axis SunPower T20 Trackers”, date unknown, 5 pages.

Solon Hilber—Malaga/Spain, available at <http://www.solonhilber.at>, translated by Google translate, available as early as Sep. 21, 2007, printed Mar. 23, 2010, 7 pages.

Examination Report for European Patent Application No. 04759693.7-1528, dated Apr. 27, 2007.

International Search Report for International (PCT) Patent Application No. PCT/US2004/008509, dated Oct. 22, 2004.

Written Opinion for International (PCT) Patent Application No. PCT/US2004/008509, dated Oct. 21, 2004.

International Preliminary Report on Patentability for International (PCT) Patent Application No. PCT/US2004/008509, dated Oct. 14, 2005.

Examiner’s First Report for Australian Patent Application No. 2004231646, dated Jul. 23, 2008.

International Search Report for International (PCT) Patent Application No. PCT/US08/71414, dated Sep. 26, 2008.

Written Opinion for International (PCT) Patent Application No. PCT/US08/71414, dated Sep. 26, 2008.

International Search Report for International (PCT) Patent Application No. PCT/US09/44060, mailed Jun. 24, 2009.

Written Opinion for International (PCT) Patent Application No. PCT/US09/44060, mailed Jun. 24, 2009.

International Preliminary Report on Patentability for International (PCT) Patent Application No. PCT/US2008/071414, mailed Nov. 25, 2010.

International Preliminary Report on Patentability for International (PCT) Patent Application No. PCT/US2009/044060, mailed Nov. 25, 2010.

* cited by examiner

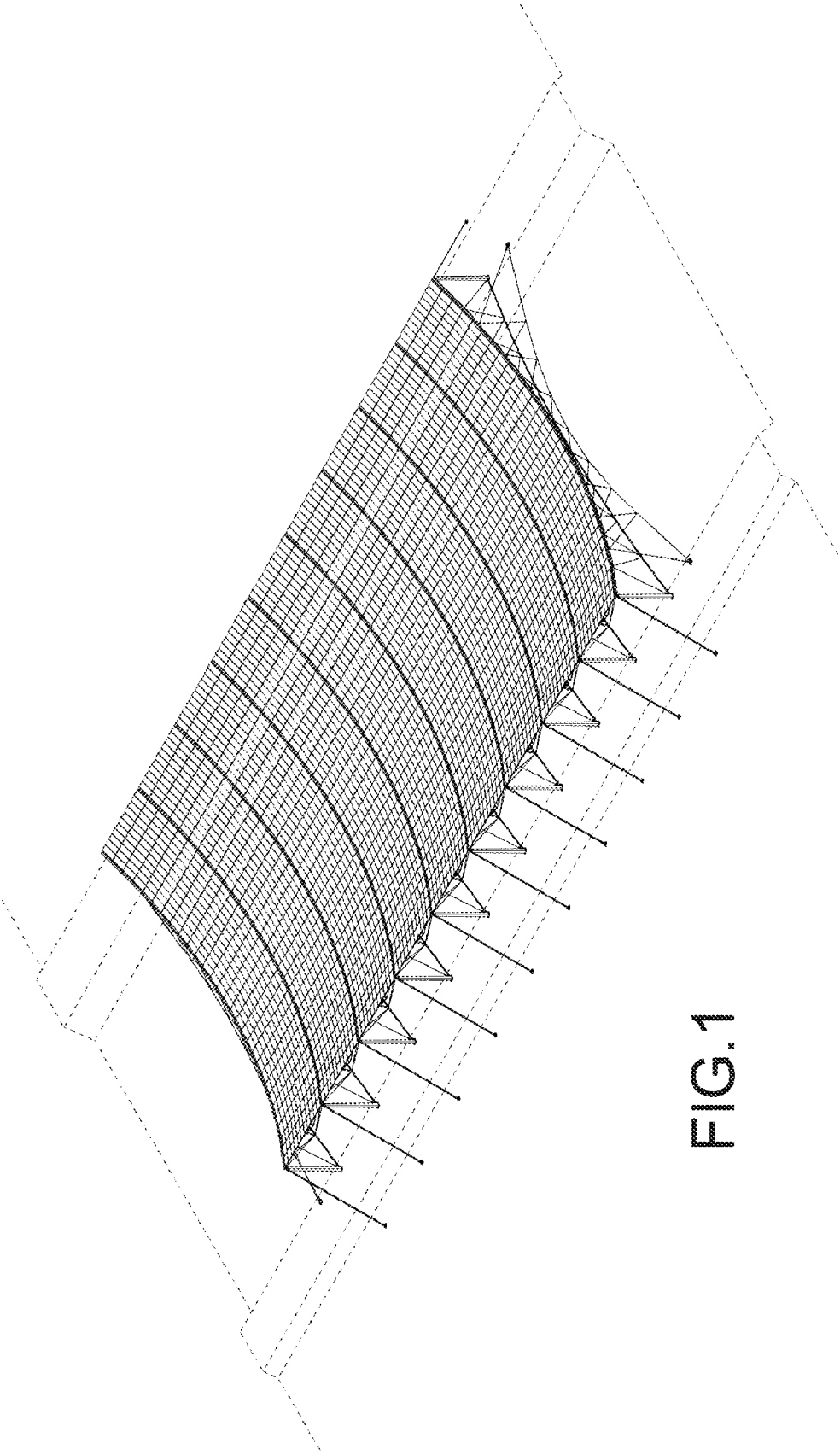


FIG.1

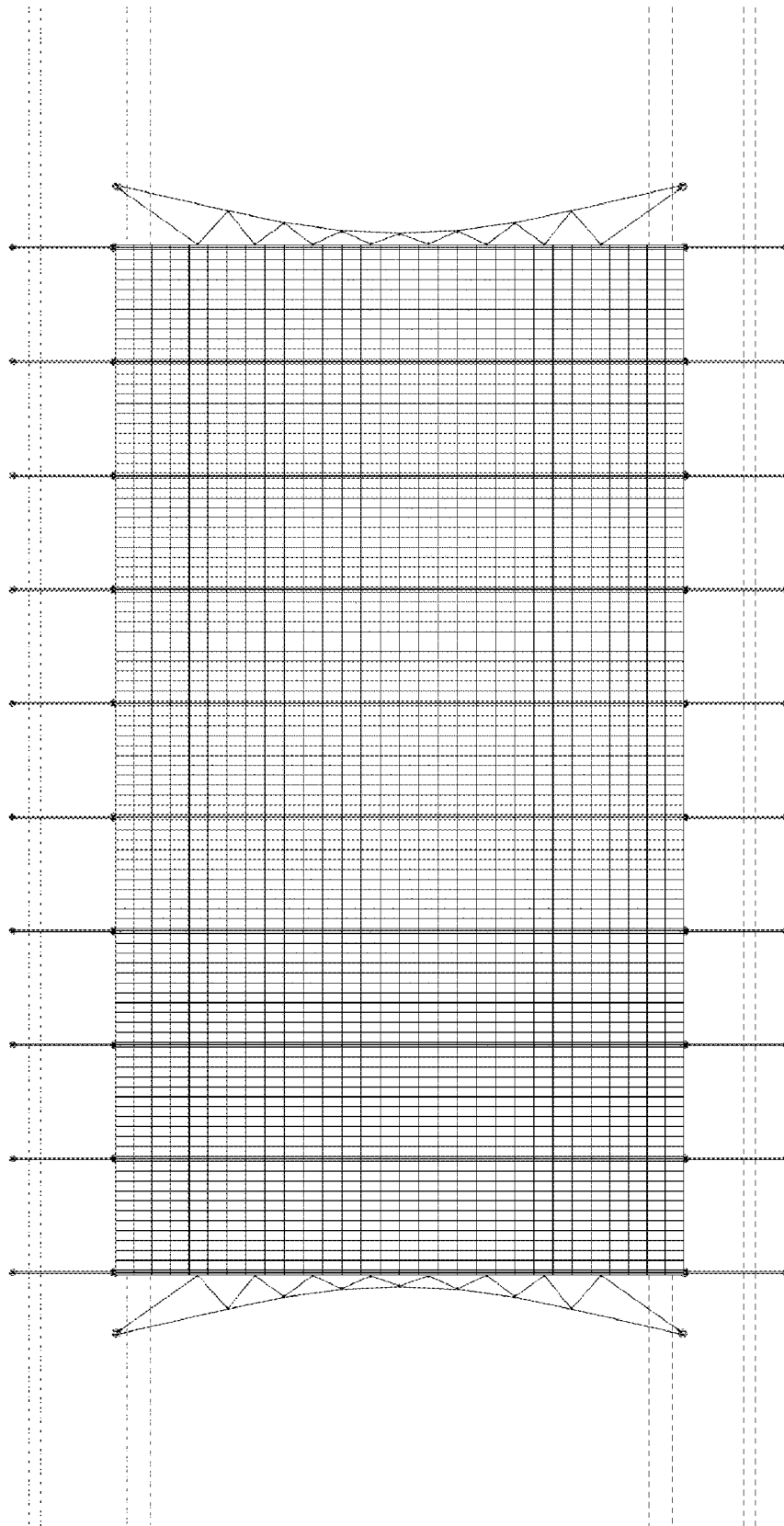


FIG.2




FIG. 3

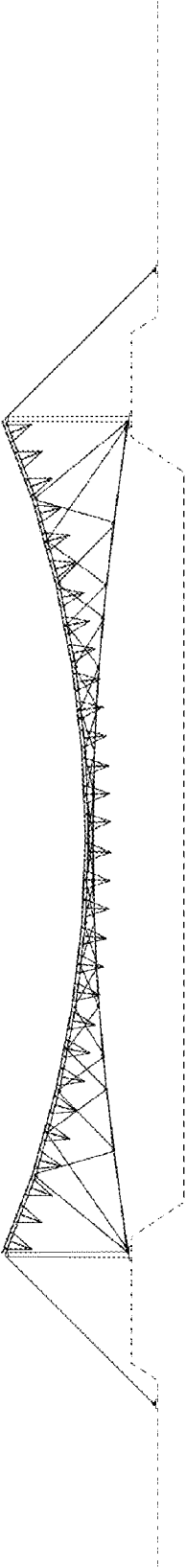


FIG.4

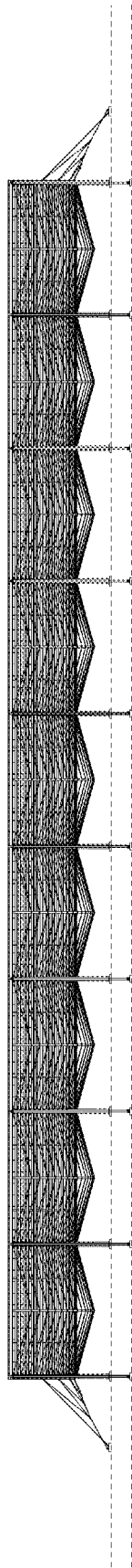


FIG.5