US00D658995S

(12) United States Design Patent

Potts

(10) Patent No.: US D658,995 S
(45) Date of Patent: ** May 8, 2012

(54) **BOTTLE**

(75) Inventor: **Craig L. Potts**, Maumee, OH (US)

(73) Assignee: **Owens-Brockway Glass Container Inc.**, Perrysburg, OH (US)

(**) Term: **14 Years**

(21) Appl. No.: **29/384,155**

(22) Filed: **Jan. 27, 2011**

(51) **LOC (9) Cl.** **09-01**

(52) **U.S. Cl.** **D9/500**

(58) **Field of Classification Search** D9/500, D9/502–505, 516, 544–546, 549, 558, 682, D9/690–691, 537, 539; D7/598, 300; 215/379, 215/381–382; 220/660, 662, 669, 675
See application file for complete search history.

(56) **References Cited**

U.S. PATENT DOCUMENTS

D100,230	S	*	6/1936	Steelman	D9/545
D104,479	S	*	5/1937	Steelman	D9/545
D105,235	S	*	7/1937	Steelman	D9/545
D132,052	S	*	4/1942	Trees	D9/500
D250,879	S	*	1/1979	Marks	D9/627
D308,335	S	*	6/1990	Rubinoff	D9/557
D363,026	S	*	10/1995	Sillince et al.	D9/500
D434,661	S		12/2000	Zambrano	
D434,985	S		12/2000	Colonna	
D476,571	S		7/2003	Lince	
D573,467	S	*	7/2008	Dell'Orto	D9/500
D576,040	S	*	9/2008	Martins, Jr.	D9/502
D623,534	S	*	9/2010	Shearsby et al.	D9/652

FOREIGN PATENT DOCUMENTS

GB	2016296	7/1991
GB	3001138	1/2002

OTHER PUBLICATIONS

"GCMI-3120", Standard Liquor Finishes, Owens-Illinois—Distilled Spirits, Wines, & Cordials,1960—Stock Catalog, Duraglas by Owens-Illinois Glass Co., OH, © 1960, p. F.*
"R 46-49 75 LS", House of Stuart Blended Scotch Whisky, Liquor Store Magazine, Jobson Publishing Corp., New York, NY, Apr. 1975, vol. 82, No. 4, p. 119.*
"Porto", Still Wines Range 2009 Design Catalogue, Saverglass Inc., 2003, p. 69.*

* cited by examiner

Primary Examiner — Dana L Meyrow

(57) **CLAIM**

I claim the ornamental design for a bottle, as shown and described.

DESCRIPTION

FIG. **1** is a perspective view of a bottle in accordance with a first embodiment of my new design.
FIG. **2** is a front elevational view of the bottle in FIG. **1**, the side elevational views and the rear elevational view of the bottle in FIG. **1** being identical to FIG. **2**.
FIG. **3** is a top plan view of the bottle in FIGS. **1** and **2**, the bottom forming no part of the claimed design.
FIG. **4** is a perspective view of a bottle in accordance with a second embodiment of my new design.
FIG. **5** is a front elevational view of the bottle in FIG. **4**, the side elevational views and the rear elevational view of the bottle in FIG. **4** being identical to FIG. **5**; and,
FIG. **6** is a top plan view of the bottle in FIGS. **4** and **5**, the bottom forming no part of the claimed design.

1 Claim, 2 Drawing Sheets

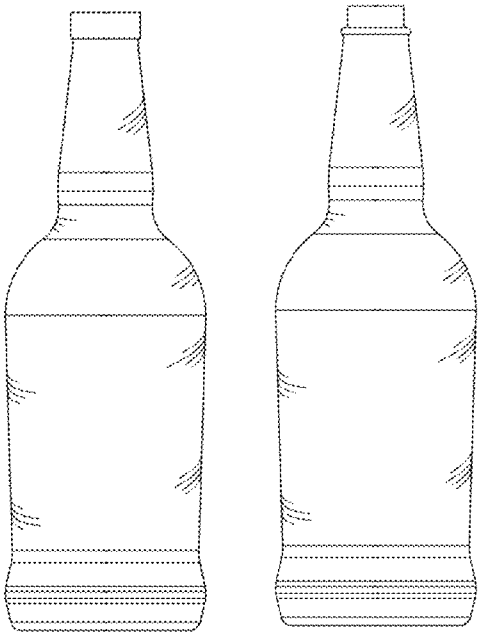

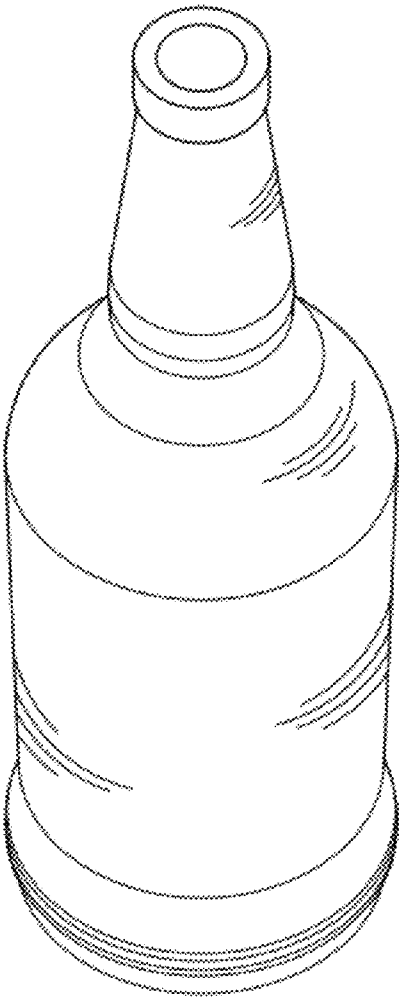

FIG. 1

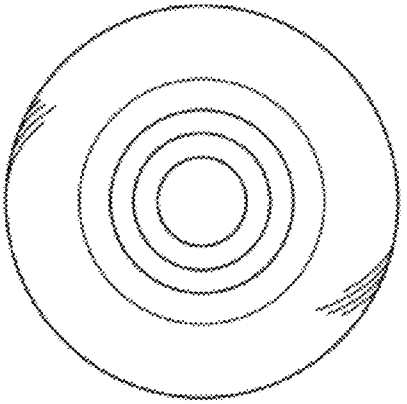

FIG. 3

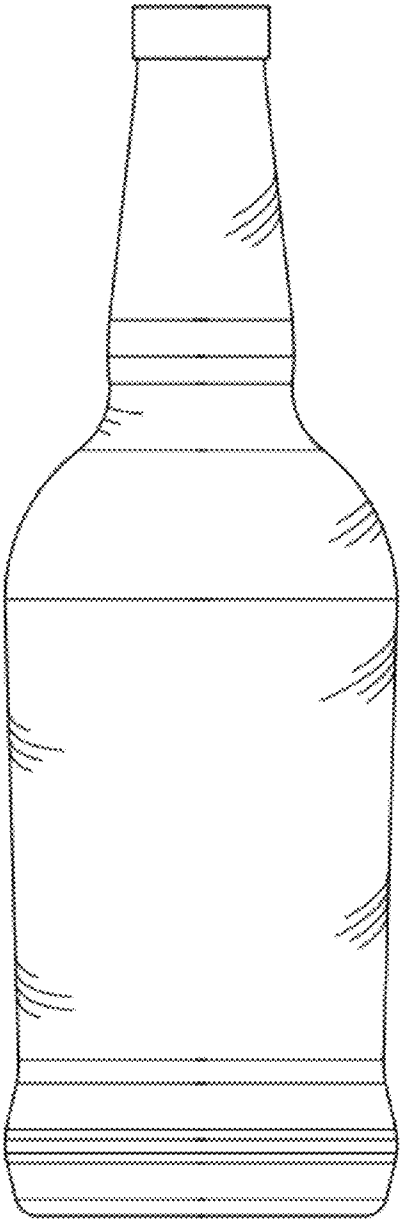

FIG. 2

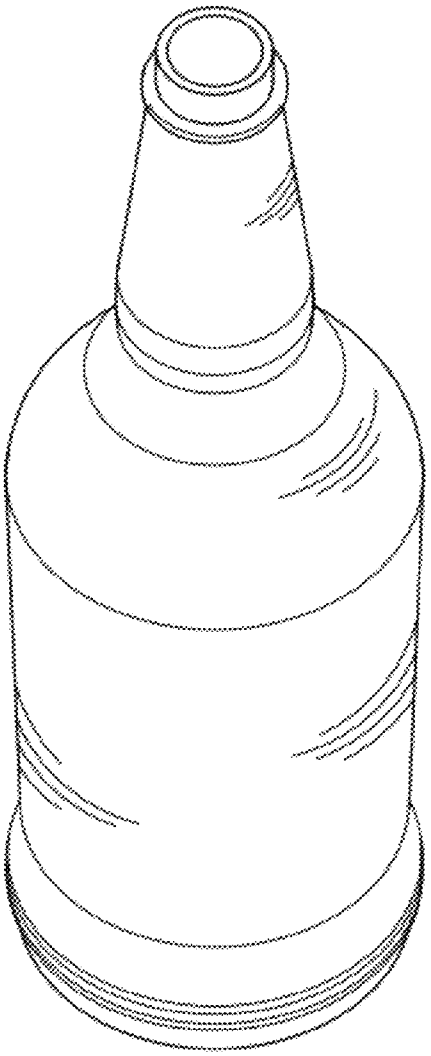

FIG. 4

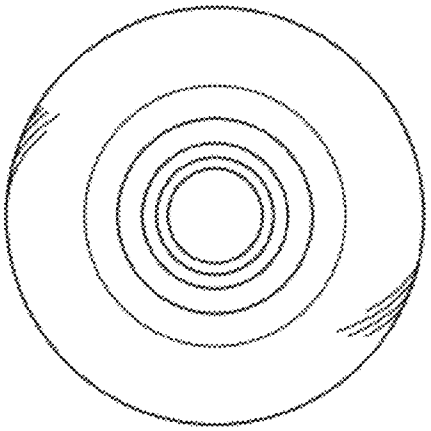

FIG. 6

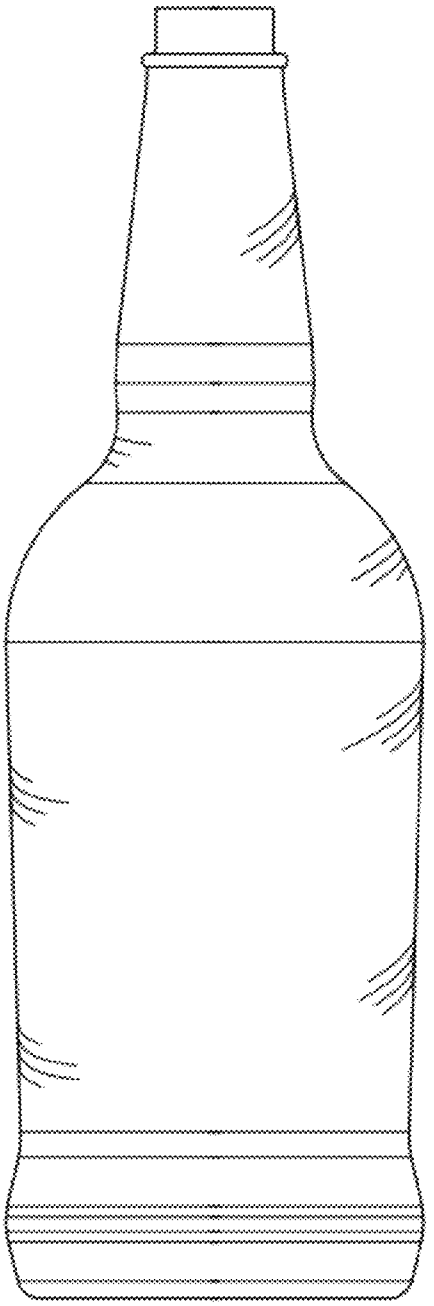

FIG. 5