



US00D342345S

United States Patent [19]

[11] Patent Number: Des. 342,345

Yonezawa

[45] Date of Patent: ** Dec. 14, 1993

[54] **ELECTRIC HAIR CLIPPER**
 [75] Inventor: **Kazuyoshi Yonezawa**, Nara, Japan
 [73] Assignee: **Matsushita Electric Works, Ltd.**,
 Osaka, Japan
 [**] Term: **14 Years**
 [21] Appl. No.: **612,885**
 [22] Filed: **Nov. 14, 1990**
 [30] **Foreign Application Priority Data**

May 28, 1990 [JP] Japan 2-17835
 [52] U.S. Cl. **D28/53**
 [58] Field of Search **D28/49-54;**
 30/32, 34.1, 200-202, 210, 220

[56] **References Cited**

U.S. PATENT DOCUMENTS

D. 193,848 10/1962 Madl D28/53
 D. 211,553 6/1968 Koroncai D28/51
 D. 213,664 3/1969 Schellens D28/51
 D. 279,509 7/1985 Abe et al. D28/49
 D. 306,917 3/1990 Terasawa et al. D28/53
 2,107,750 2/1938 Frace et al. 30/208

2,726,447 12/1955 Maloy 30/202
 2,867,902 1/1959 Groves 30/200
 4,581,822 9/1986 Fujimura 30/220

FOREIGN PATENT DOCUMENTS

677888 1/1986 Japan .
 762988 2/1989 Japan .

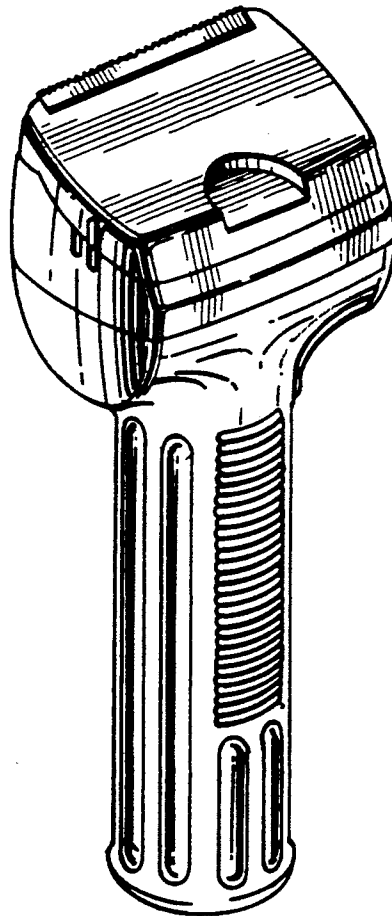
Primary Examiner—Bernard Ansher
Assistant Examiner—C. Tuttle
Attorney, Agent, or Firm—Stevens, Davis, Miller & Mosher

[57] **CLAIM**

The ornamental design for an electric hair clipper, as shown and described.

DESCRIPTION

FIG. 1 is a front elevational view of an electric hair clipper showing my new design;
 FIG. 2 is a rear elevational view thereof;
 FIG. 3 is a top plan view thereof;
 FIG. 4 is a bottom plan view thereof;
 FIG. 5 is a right side elevational view thereof;
 FIG. 6 is a left side elevational view thereof; and,
 FIG. 7 is a perspective view thereof.



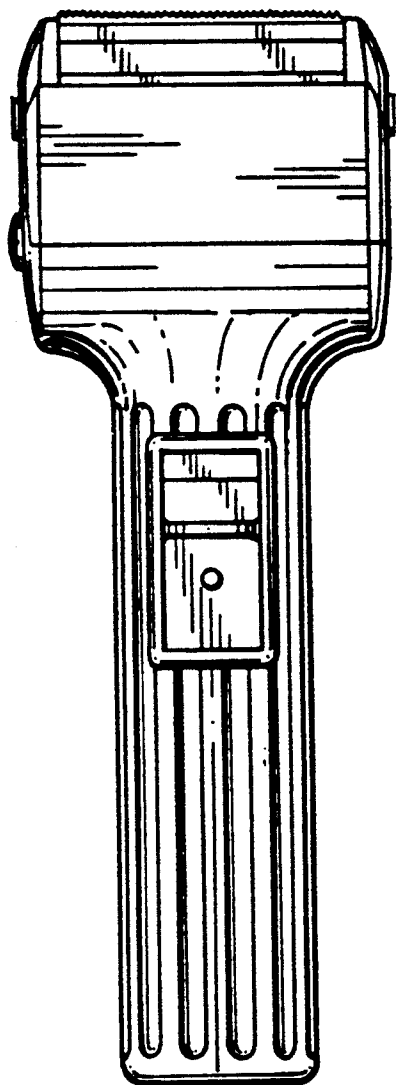


FIG. 1

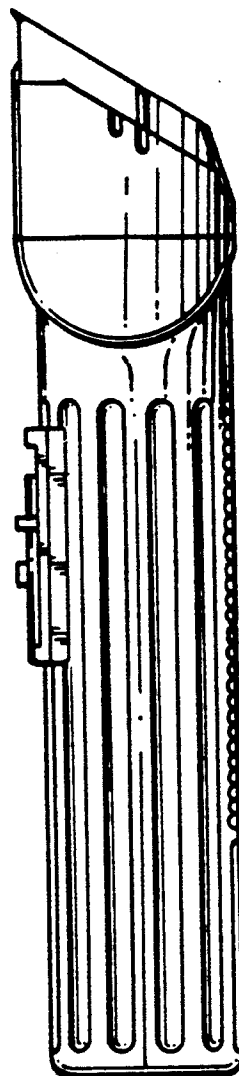


FIG. 5




FIG. 3

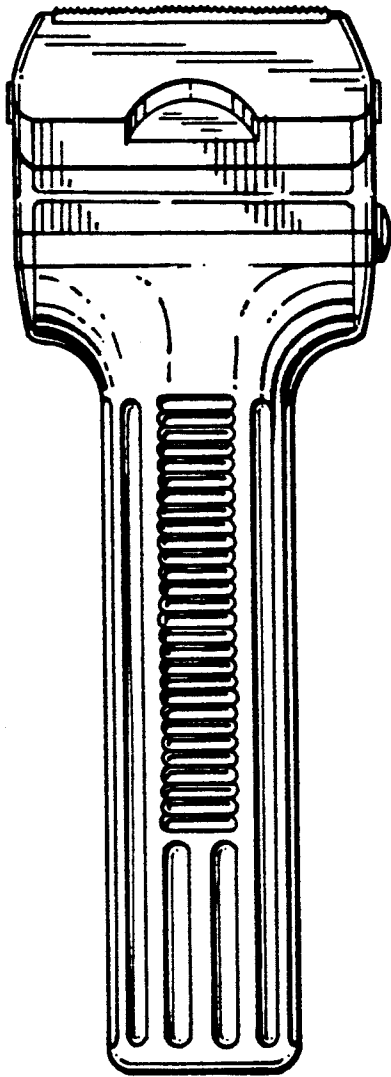


FIG. 2




FIG. 6




FIG. 4

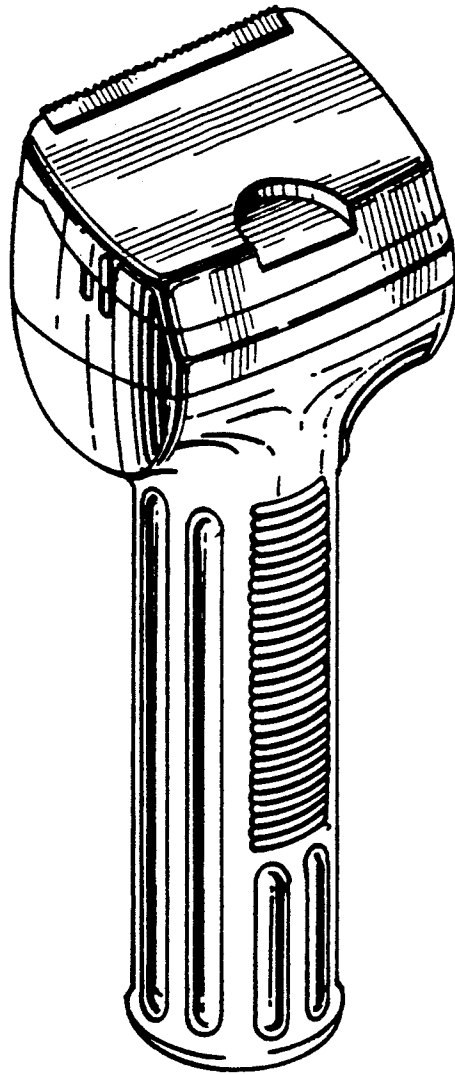


FIG. 7