

G. E. FARMER, Jr.
 Improvement in Fasteners for the Meeting-Rail of Sashes.
 No. 132,529. Patented Oct. 29, 1872.

fig: 1.

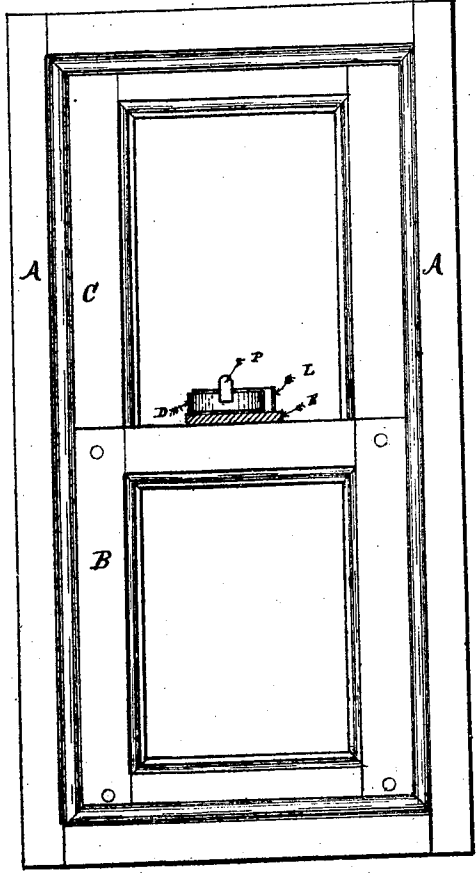


fig: 2.

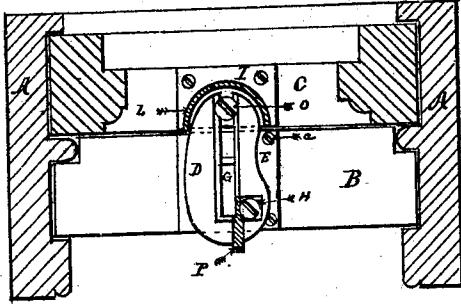
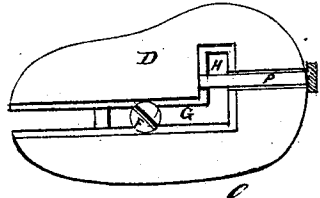


fig: 3.



Witnesses:
 Franklin Barrett.
 Richard Garner

Inventor:
 George E. Farmer, Jr.
 PER Henry Garner
 Attorney.

UNITED STATES PATENT OFFICE.

GEORGE E. FARMER, JR., OF NEW YORK, N. Y.

IMPROVEMENT IN FASTENERS FOR THE MEETING-RAILS OF SASHES.

Specification forming part of Letters Patent No. **132,529**, dated October 29, 1872.

To all whom it may concern:

Be it known that I, GEORGE E. FARMER, Jr., of the city, county, and State of New York, have invented certain Improvements in Sash Locks or Fasteners, of which the following is a specification:

The object of my invention is to produce a sash lock or fastener which is more effective, durable, and safer than those which are used or have been heretofore invented; and it consists in a simple and effective mode of locking the sashes together, by which the opening of the same from the outside is prevented, as hereinafter more fully set forth and described.

In order to describe my invention more fully, I will refer to the accompanying drawing.

Figure I is a front view of a window-frame embodying my invention. Fig. II is a plan-cut sectional view of the same. Fig. III is a detached plan view of the sash lock or fastener with the top plate removed.

A represents the window-frame. B and C are the upper and lower sashes working into the frame A. D is the lock or fastener, made of an upper and lower part, secured to the plate E by the screw F. The plate E is secured firmly to the upper part of the sash B by means of the screw C. Running lengthwise of the lower part of the lock or fastener D is cut into the same a slot, G, which also connects with another slot, H, running crosswise of the fastener D. On the sash C is fastened the other part I of the fastener D, having cast thereon a semicircular guard, L. Inside of the guard, at or near the edge of the lock, is inserted a screw, O.

In order to operate my invention the fastener or lock D is secured to the plate E by means of the screw F inserted in the slot G. This screw not only holds it in its place, but at the same time allows it to turn and move backward and forward in the slots G and H. The part I is fastened to the sash B by means of screws. In order to lock the sashes the fastener D is pushed forward until the pin or screw O enters the slot G, and is prevented from going any further by the guard L. When this is done the screw F comes directly opposite the slot H. The lock or fastener is then moved crosswise, so as to allow the screw to enter the slot H, and in order to prevent the lock or fastener from moving out of this slot, and thereby loosing its hold upon the sash, the catch P is pushed in between the screw and the slot G.

Having thus fully described my invention, I desire to claim—

The window-sash lock or fastener D, consisting of the upper and lower parts secured together, the plate E, screw F, slots G and H, catch P, plate I, semicircular guard L, and the screw O, in combination with the sashes B and C, substantially as and for the purpose hereinbefore set forth.

This specification signed this day, the 15th of June, 1872.

GEORGE E. FARMER, JR.

Witnesses:

RICHARD GERNER,
FRANKLIN BARBITT.