US00D339131S

United States Patent [19]

Desbarats

[11] **Patent Number: Des. 339,131**

[45] **Date of Patent: ** Sep. 7, 1993**

[54] **TELEPHONE HANDSET**

[75] Inventor: **Guy E. Desbarats**, London, England

[73] Assignee: **British Telecommunications plc**, London, England

[**] Term: **14 Years**

[21] Appl. No.: **823,000**

[22] Filed: **Jan. 21, 1992**

[30] **Foreign Application Priority Data**

Jul. 18, 1991 [GB] United Kingdom 2016068

[52] **U.S. Cl.** **D14/147**

[58] **Field of Search** D14/240, 241, 248, 138, D14/142, 147, 148, 149, 151; 379/58, 59, 60, 433, 438, 435

[56] **References Cited**

U.S. PATENT DOCUMENTS

D. 279,896	7/1985	Inaba	D14/248
D. 295,409	4/1988	Drew et al.	D14/248
D. 295,624	5/1988	Lopezgarcia	D14/248
D. 299,027	12/1988	Boykin	D14/248
D. 306,728	3/1990	Yabuki et al.	D14/241 X
D. 316,410	4/1991	Watanabe et al.	D14/138
D. 322,782	12/1991	Nakamachi et al.	D14/147 X
D. 324,681	3/1992	Klucznick et al.	D14/148 X
3,557,322	1/1971	Walden	D14/148 X
4,250,356	2/1981	Hammer, Jr. et al.	D14/148 X

OTHER PUBLICATIONS

Cobra Intenna cordless phone item C on advertisement.

Primary Examiner—Alan P. Douglas
Assistant Examiner—Jeffrey Asch
Attorney, Agent, or Firm—Nixon & Vanderhye

[57] **CLAIM**

The ornamental design for a telephone handset, as shown and described.

DESCRIPTION

FIG. **1** is a top, side and microphone end perspective view of a telephone handset according to the present design;

FIG. **2** is a side elevational view thereof with the opposite side being the mirror-image thereof;

FIG. **3** is a bottom plan view thereof;

FIG. **4** is an end elevational view of the earpiece end of the handset; and,

FIG. **5** is an end elevational view of the mouthpiece end of the handset.

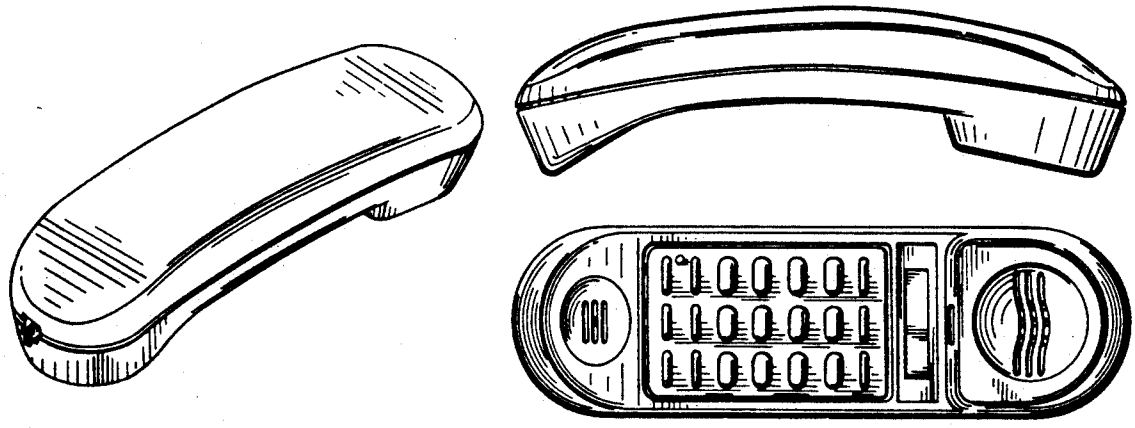

Fig.1

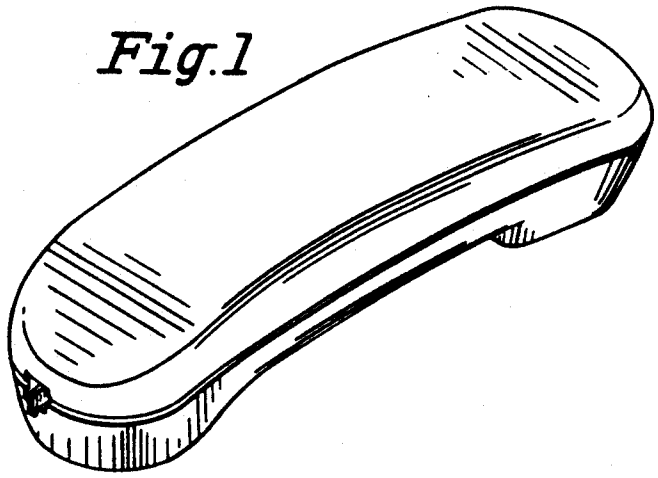

Fig.2

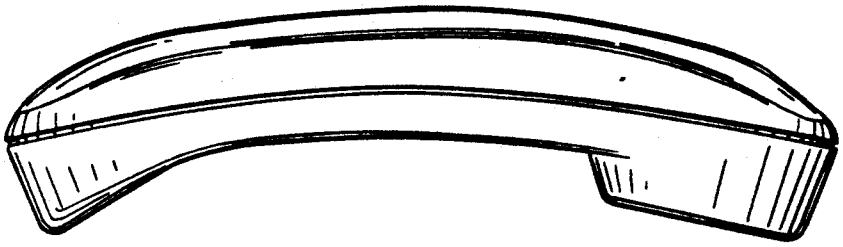

Fig.3

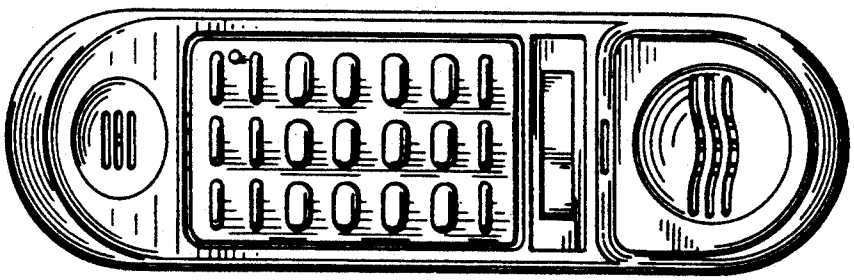

Fig.4



Fig.5

