

[54] TELEPHONE SET

[75] Inventors: Fumiharu Ohta; Masao Tamura; Satoshi Watanabe, all of Kanagawa, Japan

[73] Assignee: Matsushita Electric Industrial Co., Ltd., Osaka, Japan

[**] Term: 14 Years

[21] Appl. No.: 130,339

[22] Filed: Dec. 7, 1987

[30] Foreign Application Priority Data

Jun. 23, 1987 [JP] Japan 62-25542

[52] U.S. Cl. D14/149

[58] Field of Search D14/52, 53, 57, 63, D14/62, 60; 379/433, 440, 436, 434, 420, 449, 428

[56] References Cited

U.S. PATENT DOCUMENTS

- D. 211,472 6/1968 Dreyfuss D14/53
- D. 283,708 5/1986 Tamura D14/53
- D. 284,003 5/1986 Tamura D14/62 X
- D. 284,857 7/1986 Brignole D14/63 X
- D. 286,531 11/1986 Lee D14/63 X
- D. 286,774 11/1986 Geis D14/62 X
- D. 287,245 12/1986 Todeschini D14/53
- D. 292,798 11/1987 Wu D14/53
- D. 293,572 1/1988 Büchin D14/62 X

D. 294,824 3/1988 Lin D14/53

OTHER PUBLICATIONS

NEC telephone catalog showing models T-3100PD and T-3100MF, published 1985.

Tamagawa telephone catalog showing model HT-250 and sold under the trademark "HONEY FONE", published 1985.

Primary Examiner—Horace B. Fay, Jr.
Attorney, Agent, or Firm—Sughrue, Mion, Zinn, Macpeak & Seas

[57] CLAIM

The ornamental design for telephone set, as shown and described.

DESCRIPTION

FIG. 1 is a front, top and right side perspective view of a telephone set showing our new design in cradled relationship;

FIG. 2 is a similar perspective view of the stand, and a perspective view of the handset inverted and spaced apart from the stand for clarity of illustration;

FIGS. 3 and 4 are respectively top and bottom plan views thereof;

FIGS. 5 and 6 are respectively front and rear elevational views thereof; and

FIGS. 7 and 8 are respectively left and right side elevational views thereof.

The showing of cord in truncated form in sundry views is for ease of illustration.



Fig. 1

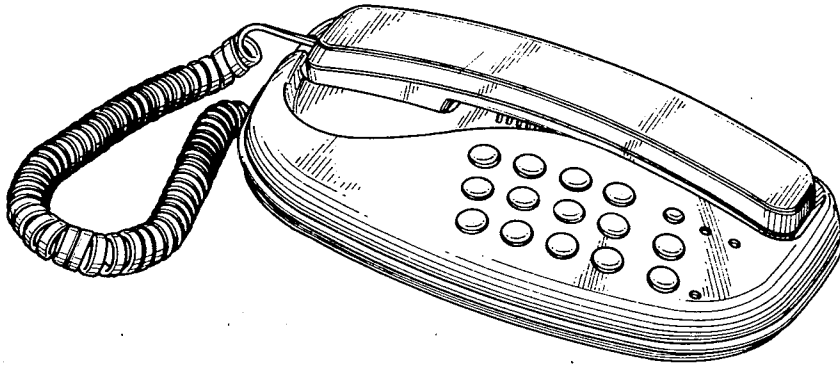


Fig. 2




Fig. 3

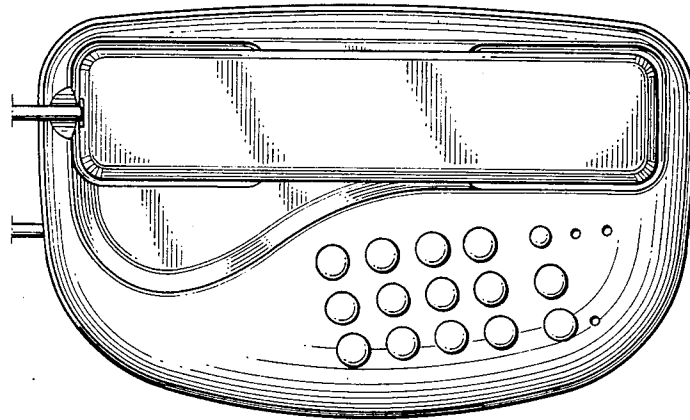


Fig. 4

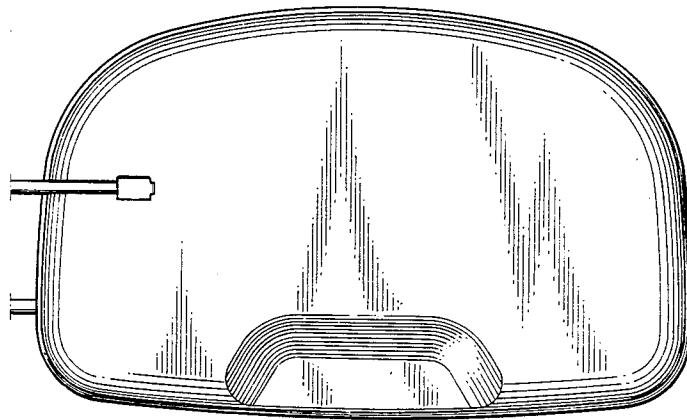


Fig. 5

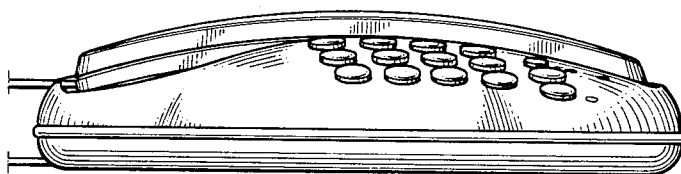


Fig. 6

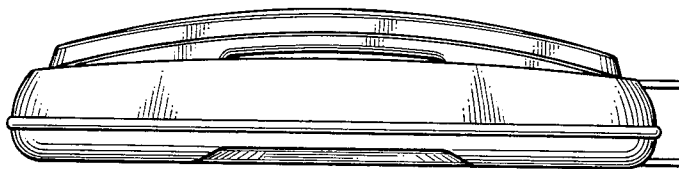


Fig. 7

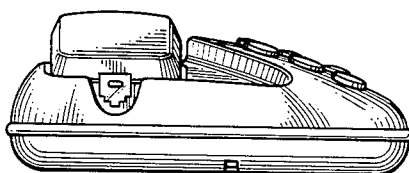


Fig. 8

