



- (51) International Patent Classification: B32B 13/12 (2006.01)
- (21) International Application Number: PCT/US2013/031243
- (22) International Filing Date: 14 March 2013 (14.03.2013)
- (25) Filing Language: English
- (26) Publication Language: English
- (30) Priority Data: 61/610,655 14 March 2012 (14.03.2012) US
- (71) Applicant: VALSPAR SOURCING, INC. [US/US]; 901 3rd Avenue South, P.O. Box 1461, Minneapolis, MN 55440 (US).
- (72) Inventors: HILL, Stephen, A.; 312 South 11th Avenue, Minneapolis, MN 55415 (US). CARLSON, Stephen, M.; 312 South 11th Avenue, Minneapolis, MN 55415 (US). CARTER, Shane, W.; 312 South 11th Avenue, Minneapolis, MN 55415 (US). GARNER, Archie, W.; 161 Pea Hill Drive, Valentines, VA 23887 (US).
- (74) Agent: D'SOUZA, Tanya, S.; Iplm Group, P.A., Post Office Box 18455, Minneapolis, MN 55418 (US).
- (81) Designated States (unless otherwise indicated, for every kind of national protection available): AE, AG, AL, AM, AO, AT, AU, AZ, BA, BB, BG, BH, BN, BR, BW, BY, BZ, CA, CH, CL, CN, CO, CR, CU, CZ, DE, DK, DM, DO, DZ, EC, EE, EG, ES, FI, GB, GD, GE, GH, GM, GT, HN, HR, HU, ID, IL, IN, IS, JP, KE, KG, KM, KN, KP, KR, KZ, LA, LC, LK, LR, LS, LT, LU, LY, MA, MD, ME, MG, MK, MN, MW, MX, MY, MZ, NA, NG, NI, NO, NZ, OM, PA, PE, PG, PH, PL, PT, QA, RO, RS, RU, RW, SC, SD, SE, SG, SK, SL, SM, ST, SV, SY, TH, TJ, TM, TN, TR, TT, TZ, UA, UG, US, UZ, VC, VN, ZA, ZM, ZW.
- (84) Designated States (unless otherwise indicated, for every kind of regional protection available): ARIPO (BW, GH, GM, KE, LR, LS, MW, MZ, NA, RW, SD, SL, SZ, TZ, UG, ZM, ZW), Eurasian (AM, AZ, BY, KG, KZ, RU, TJ, TM), European (AL, AT, BE, BG, CH, CY, CZ, DE, DK, EE, ES, FI, FR, GB, GR, HR, HU, IE, IS, IT, LT, LU, LV, MC, MK, MT, NL, NO, PL, PT, RO, RS, SE, SI, SK, SM, TR), OAPI (BF, BJ, CF, CG, CI, CM, GA, GN, GQ, GW, ML, MR, NE, SN, TD, TG).

[Continued on next page]

(54) Title: MODIFIED CRUSH RESISTANT LATEX TOPCOAT COMPOSITION FOR FIBER CEMENT SUBSTRATES

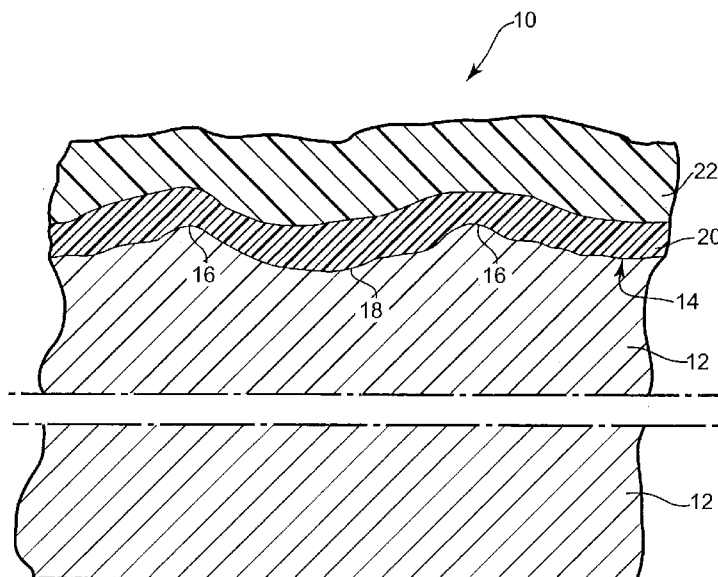


Fig. 1

(57) Abstract: A final topcoat coating composition and method employs a multistage latex polymer having acetoacetyl or ketone functionality and a hydrazide, hydrazine or polyamine crosslinking agent that provides a crush resistant final topcoat composition. The compositions may be used to coat a variety of substrates including wood, cement and fiber cement.

WO 2013/138566 A1

Declarations under Rule 4.17:

- *as to applicant's entitlement to apply for and be granted a patent (Rule 4.17(ii))*
- *as to the applicant's entitlement to claim the priority of the earlier application (Rule 4.17(iii))*

— *of inventorship (Rule 4.17(iv))*

Published:

— *with international search report (Art. 21(3))*

desire the beauty and convenience of fiber cement siding, the decorative surface of a prefinished board can be visually marred or damaged during storage. If the damaged preapplied finish is merely a primer, then the consequences are not so severe. After attachment to a building, the preprimed board can be coated with a final topcoat, a step
5 that would have been carried out in any event. However, if the damaged preapplied finish is a final topcoat, then at least the damaged portion and often the entire board will have to be refinished. This defeats the purpose of manufacturing boards with a preapplied final topcoat.

[0005] One damage mechanism is caused when the heavy boards are stacked atop one
10 other, and the accumulated board weight damages the finish. For example, the primed or painted peaks of an embossed siding surface can be crushed, and the flattened peaks can appear as glossy spots. Manufacturers attempt to reduce such damage by placing pairs of prefinished boards in face-to-face relationship with a protective plastic or paper liner between the prefinished face surfaces. The resulting board pairs may be stacked on a
15 pallet, e.g., at a pallet height of about 30 to about 60 cm (about 1 to about 2 ft), and if the liner has sufficient thickness it may adequately protect the surface of boards within the pallet. However, in order to maximize warehouse capacity a manufacturer or distributor may also stack multiple pallets of siding boards directly atop one another, using spacing planks to provide forklift access between each pallet. The bottom boards in such a
20 multiple pallet stack carry the weight of all the boards that are stacked above them. In tall warehouses the weight against the bottom boards may exceed 6, 8 or even 10 kg/cm² (85, 113 or even 142 psi), and damage to the finish on such bottom boards can be severe despite the presence of the protective liner. Also, portions of the boards beneath the spacing planks may be subjected to a more concentrated load (viz., pressure) than portions
25 not directly beneath the spacing planks, and localized finish damage may telegraph through one or more boards directly beneath the spacing planks.

Summary

[0006] From the foregoing, it will be appreciated that what is needed in the art is a pre-
30 finished fiber cement siding product that maintains its factory appearance during storage in multiple pallet stacks, e.g., in tall warehouses. Improved compositions, siding or

roofing products and methods for preparing pre-finished fiber cement siding or roofing products are disclosed and claimed herein.

[0007] Disclosed is a final topcoat composition comprising an acetoacetoxy- or ketone-functional multistage latex polymer and a hydrazide, hydrazine or polyamine crosslinker that is shown to withstand forces that may be imparted during the storage of fiber cement siding products.

[0008] Accordingly, in one aspect, the present invention provides a coated fiber cement article comprising an unattached fiber cement board substrate having a first major surface at least a portion of which is covered with a crush resistant topcoat composition comprising a multistage latex polymer having acetoacetoxy or ketone functionality and a hydrazide, hydrazine or polyamine crosslinker.

[0009] In another aspect the present invention provides a method for making a coated fiber cement article, which method comprises providing an unattached fiber cement board substrate having a first major surface; providing a topcoat coating composition comprising a multistage latex polymer having acetoacetoxy or ketone functionality and a hydrazide, hydrazine or polyamine crosslinker; applying the topcoat coating composition to at least a portion of the first major surface; crosslinking, drying or otherwise hardening the coating composition to form a crush resistant final topcoat; and stacking two or more of the thus-coated boards on a pallet or other horizontal supporting surface.

[0010] In further preferred embodiments, a pair of the coated boards is placed in face-to-face relationship with a protective plastic or paper liner between the topcoated surfaces, or a plurality of such pairs are stacked on a fork lift platform to provide a loaded pallet, or multiple pallets loaded with the coated boards are stacked atop one another.

25

Brief Description of the Drawing

[0011] Fig. 1 is a schematic cross-sectional view of a coated fiber cement article;

[0012] Fig. 2 is a schematic cross-sectional view of a face-to-face pair of coated fiber cement articles with a protective liner there between;

[0013] Fig. 3 is a perspective view of a pallet of coated fiber cement articles;

[0014] Fig. 4 is a perspective view of a multiple pallet stack of coated fiber cement articles;

30

[0015] Like reference symbols in the various figures of the drawing indicate like elements. The elements in the drawing are not to scale.

Detailed Description

5 [0016] The recitation of a numerical range using endpoints includes all numbers subsumed within that range (e.g., 1 to 5 includes 1, 1.5, 2, 2.75, 3, 3.80, 4, 5, etc.).

[0017] The terms “a,” “an,” “the,” “at least one,” and “one or more” are used interchangeably. Thus, for example, a coating composition that contains “an” additive means that the coating composition includes “one or more” additives.

10 [0018] The term “board” refers to a generally planar component suitable for attachment to a building exterior surface, including lap siding, vertical siding, soffit panels, trim boards, shingle replicas, stone replicas and stucco replicas.

[0019] The phrase “chalk resistant” when used with respect to a coating composition means that if the coating composition is applied to and dried or otherwise hardened on a
15 fiber cement board substrate, the coating composition will have a chalk rating not less than 5 (*viz.*, a rating of 5 to 10), more preferably not less than 6 (*viz.*, a rating of 6 to 10) and most preferably not less than 8 (*viz.*, a rating of 8 to 10) when evaluated according to ASTM D 4214 Test Method A using a 5 year vertical exterior exposure in Florida.

[0020] The phrase “color change resistant” when used with respect to a coating
20 composition means that if the coating composition is applied to and dried or otherwise hardened on a fiber cement board substrate, the coating composition will change less than 15 DE* units, more preferably will change less than 10 DE* units, and most preferably will change less than 8 DE* units following a 5 year vertical exterior exposure in Florida.

[0021] The phrase “crack resistant” when used with respect to a coating composition
25 means that if the coating composition is applied to and dried or otherwise hardened on a fiber cement board substrate, the coating composition will have a crack rating not less than 5 (*viz.*, a rating of 5 to 10), more preferably not less than 6 (*viz.*, a rating of 6 to 10) and most preferably not less than 8 (*viz.*, a rating of 8 to 10) when evaluated according to ASTM D 661 using a 5 year vertical exterior exposure in Florida.

30 [0022] The phrase “crush resistant” when used with respect to a coating composition means that if the coating composition is applied to and dried or otherwise hardened on two face-to-face embossed fiber cement board substrates, and subjected to a pressure of about

6 kg/cm², the coating will exhibit a rating of 3 or better when visually assessed using the 1 to 5 rating scale described below.

5 [0023] The phrase “final topcoat” refers to a coating composition which when dried or otherwise hardened provides a decorative or protective outermost finish layer on a fiber cement board attached to a building exterior. By way of further explanation, such final topcoats include paints, stains or sealers capable of withstanding extended outdoor exposure (e.g., exposure equivalent to one year of vertical south-facing Florida sunlight) without visually objectionable deterioration, but do not include primers that would not withstand extended outdoor exposure if left uncoated with a topcoat.

10 [0024] The phrase “flake resistant” when used with respect to a coating composition means that if the coating composition is applied to and dried or otherwise hardened on a fiber cement board substrate, the coating composition will maintain a flake rating not less than 5 (*viz.*, a rating of 5 to 10), more preferably not less than 6 (*viz.*, a rating of 6 to 10) and most preferably not less than 8 (*viz.*, a rating of 8 to 10) when evaluated according to
15 ASTM 772 using a 5 year vertical exterior exposure in Florida.

[0025] The term “functionalized” when used with respect to a latex polymer means the polymer contains additional pendant reactive chemical moieties other than carboxylic acid groups and linear, branched or ring structures containing (CH_x) groups where x is 0, 1, 2, 3 or greater.

20 [0026] The term “gloss” when used with respect to a coating composition means the 60° measurement obtained when evaluating a smooth region of a fiber cement board major surface according to ASTM D 523.

[0027] The term “loaded” when used with respect to a pallet means that the pallet contains a stack of four or more boards.

25 [0028] The phrase “low levels” when used with respect to a multistage latex polymer containing or made from styrene means that less than 30 wt. % styrene (based upon the total weight of ethylenically unsaturated monomers employed) is present in or was used to form the multistage latex polymer; “very low levels” means that less than 20 wt. % styrene is present in or was used to form the multistage latex polymer, and “substantially free of”
30 means that less than 10 wt. % styrene is present in or was used to form the multistage latex polymer.

[0029] The phrase “low VOC” when used with respect to a liquid coating composition means that the coating composition contains less than about 10 wt. % volatile organic compounds, more preferably less than about 7% volatile organic compounds, and most preferably less than about 4% volatile organic compounds based upon the total liquid
5 coating composition weight.

[0030] The term “(meth)acrylic acid” includes either or both of acrylic acid and methacrylic acid, and the term “(meth)acrylate” includes either or both of an acrylate and a methacrylate.

[0031] The term “multistage” when used with respect to a latex means the latex
10 polymer was made using discrete charges of two or more monomers or was made using a continuously-varied charge of two or more monomers. Usually a multistage latex will not exhibit a single Tg inflection point as measured using differential scanning calorimetry (DSC). For example, a DSC curve for a multistage latex made using discrete charges of two or more monomers may exhibit two or more Tg inflection points. Also, a DSC curve
15 for a multistage latex made using a continuously-varied charge of two or more monomers may exhibit no Tg inflection points. By way of further explanation, a DSC curve for a single stage latex made using a single monomer charge or a non-varying charge of two monomers may exhibit only a single Tg inflection point. Occasionally when only one Tg inflection point is observed it may be difficult to determine whether the latex represents a
20 multistage latex. In such cases a lower Tg inflection point may sometimes be detected on closer inspection, or the synthetic scheme used to make the latex may be examined to determine whether or not a multistage latex would be expected to be produced.

[0032] The term “pallet” refers to a portable warehousing platform upon which boards can be stacked and which can be moved within a warehouse using a forklift.

[0033] The terms “preferred” and “preferably” refer to embodiments of the invention
25 that may afford certain benefits, under certain circumstances. However, other embodiments may also be preferred, under the same or other circumstances. Furthermore, the recitation of one or more preferred embodiments does not imply that other embodiments are not useful, and is not intended to exclude other embodiments from
30 the scope of the invention.

[0034] The term “pressure” when used with respect to a stack of pallets refers to the estimated or measured maximum pressure on a discernible region (e.g., an embossing

peak) for the uppermost board on the lowermost pallet in the stack. This uppermost or top board tends to receive a very concentrated load in the regions directly beneath the pallet (e.g., under a pallet plank). Although boards beneath this top board may bear even greater total weight, such weight tends to be relatively evenly distributed with lower peak area loads than is the case directly beneath a pallet.

[0035] The term “unattached” when used with respect to a board means that the board has not been fastened (e.g., nailed, screwed or glued) to a building.

[0036] The phrase “weather resistant” when used with respect to a coating composition means that the coating composition is at least one or more of (and more preferably at least two or more of, yet more preferably at least three or more of and most preferably all of) chalk resistant, color change resistant, crack resistant or flake resistant when exposed outdoors.

[0037] Referring to **Fig. 1**, a coated fiber cement board **10** of the present invention is shown in schematic cross-sectional view. Board **10** includes a fiber cement substrate **12**. Substrate **12** typically is quite heavy and may for example have a density of about 1 to about 1.6 g/cm³ or more. The first major surface **14** of substrate **12** may be embossed with small peaks or ridges **16** and valleys **18**, e.g., so as to resemble roughsawn wood. Major surface **14** may have a variety of other surface configurations, and may resemble a variety of building materials other than roughsawn wood. An optional further layer or layers **20** (which may for example be a sealer, primer or layers of both sealer and primer) may lie atop surface **14**. Layer **20** can provide a firmly-adhered base layer upon which one or more firmly-adhered layers of final topcoat **22** may be formed, and may hide mottling or other irregularities (arising in some instances when the board is dried at the factory) which may otherwise be visible on surface **14**. If a primer, layer **20** may include a high Pigment Volume Concentration (PVC), e.g., about 45 % or more. Layer **20** is however not weather-resistant or decorative and is not designed or intended to serve as a final topcoat. Final topcoat **22** provides a crush resistant surface that is weather-resistant and decorative and which resists damage when additional boards are stacked atop article **10**. Final topcoat **22** desirably withstands the forces that may be imparted to board **10** during other warehousing and shipping operations such as long-term storage and transporting of prefinished stacked boards **10** to a jobsite. Final topcoat **22** thus may

provide reduced visual coating damage and, consequently, less need for touch-up repairs or recoating after board **10** has been attached to a building.

[0038] The differences in height between peaks **16** and valleys **18** in major surface **14** typically are much greater than those shown in **Fig. 1**; the thicknesses of primer layer **20** and final topcoat **22** have been magnified in **Fig. 1** for emphasis. The typical actual differences in height between peaks **16** and valleys **18** in major surface **14** may for example be about 1 to about 5 mm.

[0039] **Fig. 2** shows a schematic cross-sectional view of a face-to-face pair **24** of coated fiber cement boards **10a**, **10b** whose embossed faces **14a**, **14b** may be covered with optional primer, optional sealer or both primer and sealer (not shown in **Fig. 2**) and final topcoats **22a**, **22b**. Final topcoats **22a**, **22b** face one another but are separated and protected somewhat from damage by protective liner **26** located between final topcoats **22a**, **22b**. The arrangement shown in **Fig. 2** can provide better crush resistance when tall stacks of boards **10** are piled atop one another.

[0040] **Fig. 3** shows a perspective view of a loaded pallet **30** including a pallet **32** upon which has been loaded a plurality of eight board pairs **24a** through **24g**. Optional strapping tape **34** helps stabilize loaded pallet **32**. Cross beams **35** sandwiched between upper horizontal platform **36** and lower horizontal platform **37** also stabilize loaded pallet **32**. Persons having ordinary skill in the art will recognize that other pallet configurations may be employed. For example, the pallet may include more cross-beams **35** (e.g., three, four, five or more) or may omit lower horizontal platform **37**. Persons having ordinary skill in the art will recognize that pallet **32** may be loaded with fiber cement boards having shapes other than the large siding boards shown in **Fig. 3**. For example, a pallet may be loaded with rows of side-by-side planks, soffit panels, trim boards, shingles, stone replicas, stucco replicas and other available board configurations. Persons having ordinary skill in the art will also recognize that the height of a loaded pallet **32** may vary, and for example may be about 0.2 to about 2 meters.

[0041] **Fig. 4** shows a perspective view of two side-by-side stacks **40a** and **40b** respectively containing loaded pallets **32a**, **32b**, **32c**, and **32d**, **32e** **32f** placed atop one another. Although **Fig. 4** shows three pallets in each stack, the stacks may contain more or fewer pallets and may have a variety of overall heights. The pallet may not evenly distribute the weight, and the pallet cross beams may concentrate the pallet weight on peak

regions within the embossed surface of boards beneath the pallet. Thus in practice all the overlying board weight may be exerted onto as little as 5-10 % of the total board surface area. For example, using currently-available palletizing systems designed for fiber cement siding, coated fiber cement boards may be stacked up to about 6 meters high. For such a 6 meter stack, the resulting pressure (based on about 5-10% contact area) upon the uppermost board in the lowermost pallet of the stack may for example be about 10 kg/cm², and may be about 8 kg/cm² when the stack is 4 meters high and about 6 kg/cm² when the stack is 2 meters high.

[0042] A variety of fiber cement board substrates may be employed in the present invention. Such substrates will usually include a composite of wood pulp (e.g., containing cellulosic fibers), silica and hydraulic cement (e.g., Portland cement). Representative fiber cement substrates for use in the present invention include uncoated fiber cement substrates, sealed but unprimed fiber cement substrates, preprimed and optionally sealed fiber cement substrates, and prepainted and optionally primed or sealed fiber cement substrates. Whether or not already coated as obtained, the substrate may optionally be further primed, stained or sealed as desired, then topcoated as described herein.

[0043] A variety of suitable fiber cement substrates (e.g. such as siding and roofing products) are commercially available. For example, several preferred fiber cement siding products are available from James Hardie Building Products Inc. of Mission Viejo, CA, including those sold as HARDIEHOME™ siding, HARDIPANEL™ vertical siding, HARDIPLANK™ lap siding, HARDIESOFFIT™ panels, HARDITRIM™ planks, HARDISHINGLE™ siding and ARTISAN™ lap siding. These products are available with an extended warranty, and are said to resist moisture damage, to require only low maintenance, to not crack, rot or delaminate, to resist damage from extended exposure to humidity, rain, snow, salt air and termites, to be non-combustible, and to offer the warmth of wood and the durability of fiber cement. Other suitable fiber cement siding substrates include AQUAPANEL™ cement board products from Knauf USG Systems GmbH & Co. KG of Iserlohn, Germany; CEMPLANK™, CEMPANEL™ and CEMTRIM™ cement board products from Cemplank of Mission Viejo, CA; WEATHERBOARDS™ cement board products from CertainTeed Corporation of Valley Forge, PA; MAXITILE™, MAXISHAKE™, MAXISLATE™, MAXIPLANK™, MAXIPANEL™, MAXISOFFIT™, MAXISHINGLE™, and MAXIDECK™, cement board products from

MaxiTile Inc. of Carson, CA; BRESTONE™, CINDERSTONE™, LEDGESTONE™, NEWPORT BRICK™, SIERRA PREMIUM™ and VINTAGE BRICK™ cement board products from Nichiha U.S.A., Inc. of Norcross, GA; EVERNICE™ cement board products from Zhangjiagang Evernice Building Materials Co., Ltd. of China; and E
5 BOARD™ cement board products from Everest Industries Ltd. of India.

[0044] A variety of wood substrates may be employed in the present invention. Such wood substrates may include, for example, engineered wood products such as oriented strand board, fiberboard, and laminated veneer lumber (LVL). Fiber engineered wood products may be made out of wood fibers. Typically, the engineered wood product is a
10 building material composed of wood chips or plant fibers bonded together and compressed into rigid sheets. Types of engineered wood product in order of increasing density include particle board, medium-density fiberboard and hardboard, sometimes referred to as high-density fiberboard.

[0045] The disclosed coated boards include one or more layers of a final topcoat. For example, in one exemplary embodiment the board is coated with a sealer layer and one or
15 more final topcoat composition layers. In another exemplary embodiment the board is coated with a primer layer and one or more final topcoat composition layers. In yet another exemplary embodiment, the board is coated with a sealer layer, a primer layer and one or more final topcoat composition layers. Preferably, the various layers are selected to
20 provide a coating system that has good adhesion to the substrate and between adjacent layers of the system.

[0046] Representative optional sealer layers include acrylic latex materials. The sealer layer may for example provide one or more features such as improved adhesion, efflorescence blocking, water resistance or block resistance. Exemplary sealers include
25 unpigmented or low pigment level latex solutions containing, for example, between about 5 and 20 wt. % solids. An example of a commercially available sealer is OLYMPIC™ FC sealer available from PPG. Other sealers include those described in U.S. Patent Application Publication Nos. 2007/0259166; 2007/0259188; 2007/0269660; 2008/0008895; 2009/0214791; and 2010/0028696; International Patent Application Serial
30 No. PCT/US07/61326; and U.S. Patent Nos. 7,812,090; 7,834,086; 8,057,864; and 8,057,893. The disclosure of each of these applications or patents is incorporated herein by

reference. A recommended thickness for the sealer after it is dried or otherwise hardened is about 0.1 to about 0.3 mm.

[0047] Representative optional primer layers include acrylic latex or vinyl primers. The primer may include color pigments, if desired. Preferred primers have a measured
5 60° gloss value less than 15 gloss units, more preferably less than 10 gloss units, and most preferably less than 5 gloss units, and a PVC of at least 45 %. Preferred primers also provide blocking resistance. A recommended thickness for the primer after it is dried or otherwise hardened is about 10 to 50 micrometers and more preferably about 15 to about 30 micrometers.

10 [0048] A variety of final topcoat compositions may be used in the present invention. The topcoat includes a multistage latex polymer and a crosslinker, typically will include a carrier (e.g., water or one or more organic solvents), may include other ingredients such as color pigments if desired, and in some embodiments could be characterized as a paint. Preferably, the final topcoat is formulated so that it can be applied and hardened on
15 cement substrates using factory application equipment that moves the board past a coating head and suitable drying or curing equipment. Preferred final topcoat compositions have a measured 60° gloss value greater than 1 gloss unit, and more preferably between 5 and 30 gloss units.

[0049] A variety of multistage latex polymers may be used in the disclosed final
20 topcoats. The multistage latex preferably contains at least two polymers of different glass transition temperatures (*viz.*, different T_g values). In one preferred embodiment, the latex may include a first polymer stage (the soft stage) having a T_g less than 40 °C, e.g., between about -65 and 40 °C and more preferably between about -15 and 15 °C, and a second polymer stage (the hard stage) having a T_g greater than 40 °C, e.g., between about
25 40 and 230 °C and more preferably between about 60 and 105 °C.

[0050] Multistage lattices are conveniently prepared using emulsion polymerization and sequential monomer feeding techniques. For example, a first monomer composition is fed during the early stages of the polymerization, and then a second different monomer composition is fed during later stages of the polymerization. In certain embodiments it
30 may be favorable to start the polymerization with a high T_g monomer composition and then switch to a low T_g monomer composition, while in other embodiments, it may be favorable to start the polymerization with a low T_g monomer composition and then switch

to a high Tg monomer composition. Numerous hard and soft stages may also be utilized. For example, in certain compositions it may be beneficial to polymerize two different low Tg soft stage monomer compositions. In an illustrative embodiment, the first soft stage may be prepared with a monomer composition Tg close to room temperature (e.g., 20 °C) and the second soft stage may be prepared with monomer composition Tg well below room temperature (e.g., less than 5 °C). While not intending to be bound by theory, it is believed that this second soft stage polymer assists in improving coalescence of the latex polymer particles.

[0051] It may be advantageous to use a gradient Tg latex polymer made using continuously varying monomer feeds. The resulting polymer will typically have a DSC curve that exhibits no Tg inflection points, and could be said to have an essentially infinite number of Tg stages. For example, one may start with a high Tg monomer feed and then at a certain point in the polymerization start to feed a low Tg soft stage monomer composition into the high Tg hard stage monomer feed. The resulting multistage latex polymer will have a gradient Tg from high to low. In other embodiments, it may be favorable to feed a high Tg hard stage monomer composition into a low Tg soft stage monomer composition. A gradient Tg polymer may also be used in conjunction with multiple Tg polymers. As an example, one may employ a high Tg monomer feed (F1) and a low Tg monomer feed (F2), with the F2 feed being directed into the F1 monomer vessel, and the feed from the F1 vessel being directed into the latex reactor vessel.

Polymerization could begin with feed F2 being turned off and feed F1 being sent into the latex reactor vessel to initiate polymerization. After polymerization is underway, one could feed F2 into F1 at a faster F2 feed rate than the overall F1 + F2 feed rate into the reactor vessel, and in this example provide reduced Tg “soft stage” polymer particles with a higher Tg core and a gradient Tg shell.

[0052] The disclosed multistage latex polymer compositions preferably include about 5 to about 95 weight percent soft stage polymer morphology based on total polymer weight, more preferably about 50 to about 90 weight percent soft stage polymer morphology based on total polymer weight, and most preferably about 60 to about 80 weight percent soft stage polymer morphology on total polymer weight. The disclosed multistage latex polymer compositions preferably include about 5 to 95 weight percent hard stage polymer morphology on total polymer weight, more preferably about 10 to

about 50 weight percent hard stage polymer morphology on total polymer weight, and most preferably about 20 to about 40 weight percent hard stage polymer morphology on total polymer weight.

5 [0053] The disclosed final topcoat compositions preferably include at least about 10 wt. %, more preferably at least about 25 wt. %, and yet more preferably at least about 35 wt. % multistage latex polymer based on the total composition solids. The disclosed final topcoat compositions also preferably include less than 100 wt. %, more preferably less than about 85 wt. %, and yet more preferably less than about 80 wt. % multistage latex polymer, based on the total composition solids.

10 [0054] The multistage latex polymer is preferably prepared through chain-growth polymerization, using one or more ethylenically unsaturated monomers. The polymerization reaction may be performed at a variety of temperatures, e.g., a temperature in the range of about 10 to about 100 °C. Examples of suitable ethylenically unsaturated monomers include acrylic acid, methacrylic acid, methyl acrylate, ethyl acrylate, propyl acrylate, butyl acrylate, 2-ethylhexyl acrylate, methyl methacrylate, ethyl methacrylate, 15 propyl methacrylate, butyl methacrylate, 2-ethylhexyl methacrylate, hydroxyethyl acrylate, hydroxyethyl methacrylate, hydroxybutyl acrylate, hydroxybutyl methacrylate, glycidyl methacrylate, 4-hydroxybutyl acrylate glycidyl ether, 2-(acetoacetoxy)ethyl methacrylate (AAEM), diacetone acrylamide (DAAM), acrylamide, methacrylamide, 20 methylol (meth)acrylamide, styrene, alpha-methyl styrene, vinyl toluene, vinyl acetate, vinyl propionate, allyl methacrylate, and mixtures thereof.

[0055] A preferred multistage latex polymer embodiment may also be made using one or more hydrophobic monomers (e.g., *tert*-butyl (meth)acrylate, butyl methacrylate, cyclohexyl (meth)acrylate, 2-ethylhexyl (meth)acrylate, styrene, *tert*-butyl styrene and 25 other monomers that will be familiar to persons having ordinary skill in the art of making latex polymers). For example, the multistage latex polymer could be made using at least 15 wt. % butyl methacrylate, based upon total latex polymer solids.

[0056] The functionalized multistage latex polymer incorporates acetoacetyl or ketone functionality (e.g. carbonyl reactive groups). For example, acetoacetyl or ketone 30 functionality may be incorporated into the polymer as acetoacetoxy esters of hydroxyalkyl acrylic monomers and methacrylic monomers such as acetoacetoxyethyl acrylate, acetoacetoxypropyl methacrylate, allyl acetoacetate, acetoacetoxybutyl methacrylate, 2,3-

di(acetoacetoxy)propyl methacrylate, 2-(acetoacetoxy) ethyl methacrylate, diketene reacted with hydroxyethyl (meth)acrylate, and the like, or combinations thereof. In certain embodiments, the acetoacetyl functionality is provided through chain-growth polymerization, using, for example, 2-(acetoacetoxy)ethyl methacrylate (AAEM). The ketone functionality may be further provided through chain growth polymerization using DAAM, methyl vinyl ketone, ethyl vinyl ketone or the like. Carbonyl functionality may be further provided through chain growth polymerization using acrolein or methacrolein.

[0057] Preferred functionalized latex polymers include at least about 0.05 wt. % reactive carbonyl functionality, more preferably about 0.05 to about 1.0 wt. % reactive carbonyl functionality, and most preferably about 0.15 to about 0.65 wt. % reactive carbonyl functionality based on the total weight of the latex polymer. Exemplary functionalized latex polymers are described in U.S. Published Patent Application Nos. US 2006/0135684 A1 and US 2006/0135686 A1, the disclosures of which are incorporated herein by reference. Polymerizable hydroxy-functional or other active hydrogen containing monomers may also be converted to the corresponding acetoacetyl functional monomer by reaction with diketene or other suitable acetoacetylating agent (see, e.g., Comparison of Methods for the Preparation of Acetoacetylated Coating Resins, Witzeman, J. S.; Dell Nottingham, W.; and Del Rector, F. J., Coatings Technology; Vol. 62, 1990, 101 and the references contained therein). In preferred coating compositions, the acetoacetyl functional group is incorporated into the polymer via 2-(acetoacetoxy) ethyl methacrylate.

[0058] In some aspects of the invention, the multistage latex polymer may incorporate nitrogen-containing vinyl monomers that promote wet adhesion. Exemplary wet adhesion monomers include, for example, 2-(dimethylamino)ethyl methacrylate, 2-(diethylamino)ethyl methacrylate, 2-(tert-butylamino)ethyl methacrylate, N-[3-(dimethylamino)propyl] methacrylamide, derivatives of 2-imidazolidinone, 1-(2-aminoethyl)-, N,N-bis[2-hydroxy-3-(2-propenyloxy) propyl] and N-[2-hydroxy-3-(2-propenyloxy) propyl] available under the SIPOMER WAM™ brand available from Rhodia; N-(2-methacrylamido-ethyl)ethylene urea (SIPOMER WAM II); and N-(2-methacryloyloxyethyl)ethylene urea is available from RohmTech as 50% solution in water as ROHAMERE™ 6852-O and as a 25% solution in methyl methacrylate as ROHAMERE 6844-0. Preferred multistage latex polymers may also contain low levels of

styrene. More preferably, they may contain very low levels of styrene. Most preferably, they may be substantially free of styrene.

[0059] The multistage latex polymer may also be prepared with a high Tg alkali-soluble polymer hard stage. Alkali-soluble polymers may be prepared by making a polymer with acrylic or methacrylic acid or other polymerizable acid monomer (usually at greater than 7 wt. %) and solubilizing the polymer by addition of ammonia or other base. Examples of suitable alkali-soluble high Tg support polymers include JONCRYL™ 675 and JONCRYL 678 oligomer resins, available from BASF. A low Tg soft stage monomer composition or gradient Tg composition could then be polymerized in the presence of the hard stage alkali-soluble polymer to prepare a multistage latex polymer.

[0060] The ratios of monomers in the disclosed multistage latex polymers may be adjusted to provide the desired level of “hard” or “soft” segments. The Fox equation may be employed to calculate the theoretical Tg of a polymer made from two monomer feeds:

$$1/T_g = W_a/T_{ga} + W_b/T_{gb}$$

where T_{ga} and T_{gb} are the respective glass transition temperatures of polymers made from monomers “a” and “b”; and

W_a and W_b are the respective weight fractions of polymers “a” and “b”.

[0061] For example, a soft segment may be introduced by providing a monomer composition containing 1 to 15 parts diacetone diacrylamide (DAAM), 5 to 65 parts butyl acrylate, 20 to 90 parts butyl methacrylate, 0 to 55 parts methyl methacrylate and 0.5 to 5 parts (meth)acrylic acid, and 0 to 10 parts wet adhesion monomer; and a hard segment may be introduced by providing a monomer composition containing 0 to 15 parts DAAM, 0 to 20 parts butyl acrylate, 0 to 40 parts butyl methacrylate, 45 to 95 parts methyl methacrylate, 0 to 10 parts wet adhesion monomer and 0.5 to 5 parts (meth)acrylic acid. A soft segment may also be introduced by providing a monomer composition containing 5 to 65 parts butyl acrylate, 20 to 90 parts butyl methacrylate, 0 to 55 parts methyl methacrylate, 0 to 5 parts (meth)acrylic acid, 0 to 10 parts wet adhesion monomer and 2 to 20 parts 2AAEM; and a hard segment may be introduced by providing a monomer composition containing 0 to 20 parts butyl acrylate, 0 to 40 parts butyl methacrylate, 45 to 95 parts methyl methacrylate, 0 to 5 parts (meth)acrylic acid, 0 to 10 parts wet adhesion monomer, and 0 to 20 parts AAEM. The aforementioned compositions are illustrative of

this concept and other compositions can be used in the practice of this invention. The disclosed multistage latex polymer may be functionalized in the soft stage, hard stage or both stages.

[0062] The latex polymers are typically stabilized by one or more nonionic or anionic emulsifiers, used either alone or together. Emulsifiers suitable for use in the final topcoat composition will be known to persons having ordinary skill in the art or can be determined using standard methods. Examples of suitable nonionic emulsifiers include tert-octylphenoxyethylpoly(39)-ethoxyethanol, dodecyloxypoly(10)ethoxyethanol, nonylphenoxyethyl-poly(40)ethoxyethanol, polyethylene glycol 2000 monooleate, ethoxylated castor oil, fluorinated alkyl esters and alkoxyates, polyoxyethylene (20) sorbitan monolaurate, sucrose monococoate, di(2-butyl)phenoxy(20)ethoxyethanol, hydroxyethylcellulosepolybutyl acrylate graft copolymer, dimethyl silicone polyalkylene oxide graft copolymer, poly(ethylene oxide)poly(butyl acrylate) block copolymer, block copolymers of propylene oxide and ethylene oxide, 2,4,7,9-tetramethyl-5-decyne-4,7-diol ethoxylated with 30 moles of ethylene oxide, N-polyoxyethylene(20)lauramide, N-lauryl-N-polyoxyethylene(3)amine and poly(10)ethylene glycol dodecyl thioether. Examples of suitable anionic emulsifiers include sodium lauryl sulfate, sodium dodecylbenzenesulfonate, potassium stearate, sodium dioctyl sulfosuccinate, sodium dodecyldiphenyloxide disulfonate, nonylphenoxyethylpoly(1)ethoxyethyl sulfate ammonium salt, sodium styrene sulfonate, sodium dodecyl allyl sulfosuccinate, linseed oil fatty acid, sodium, potassium, lithium or ammonium salts of phosphate esters of ethoxylated nonylphenol, sodium octoxynol-3-sulfonate, sodium cocoyl sarcocinate, sodium 1-alkoxy-2-hydroxypropyl sulfonate, sodium alpha-olefin (C₁₄-C₁₆) sulfonate, sulfates of hydroxyalkanols, tetrasodium N-(1,2-dicarboxy ethyl)-N-octadecylsulfosuccinamate, disodium N-octadecylsulfosuccinamate, disodium alkylamido polyethoxy sulfosuccinate, disodium ethoxylated nonylphenol half ester of sulfosuccinic acid and the sodium salt of tert-octylphenoxy-ethoxy-poly(39)ethoxy-ethyl sulfate.

[0063] One or more water-soluble free radical initiators typically are used in the chain growth polymerization of the multistage latex polymer. Initiators suitable for use in the final topcoat composition will be known to persons having ordinary skill in the art or can be determined using standard methods. Representative water-soluble free radical initiators include hydrogen peroxide; tert-butyl peroxide; alkali metal persulfates such as sodium,

potassium and lithium persulfate; ammonium persulfate; and mixtures of such initiators with a reducing agent. Representative reducing agents include sulfites, such as alkali metal metabisulfite, hydrosulfite, and hyposulfite; sodium formaldehyde sulfoxylate; and reducing sugars such as ascorbic acid and isoascorbic acid. The amount of initiator is preferably from about 0.01 to about 3 wt. %, based on the total amount of monomer. In a redox system the amount of reducing agent is preferably from 0.01 to 3 wt. %, based on the total amount of monomer.

[0064] The disclosed final topcoat composition also contains a hydrazide, hydrazine or a polyamine as a crosslinking agent. The crosslinking agents may be added to the first (soft) stage, the second (hard) stage or both first and second stages. Exemplary hydrazides are polyhydrazides such as dihydrazides of organic di- or oligocarboxylic acids, in particular those of 3 to 20 carbon atoms. Examples are malonic, succinic, glutaric, adipic, pimelic, suberic, azelaic, sebacic, undecanedioic, dodecanedioic, tridecanedioic, tetradecanedioic, pentadecanedioic, hexadecanedioic and 2-methyltetradecanedioic dihydrazide; methyl-, ethyl-, propyl-, butyl-, hexyl-, heptyl-, octyl-, 2-ethylhexyl-, nonyl-, decyl-, undecyl- and dodecylmalonic dihydrazide; methyl-, ethyl-, propyl-, butyl-, hexyl-, heptyl- and octyl succinic dihydrazide; 2-ethyl-3-propylsuccinic and -glutaric dihydrazide; cyclohexanedicarboxylic and cyclohexylmethylmalonic dihydrazide; terephthalic, phenylsuccinic, cinnamylmalonic and benzylmalonic dihydrazide; pentane-1,3,5-tricarboxylic trihydrazide; hex-4-ene-1,2,6-tricarboxylic trihydrazide; 3-cyanopentane-1,3,5-tricarboxylic trihydrazide and dicyanofumaric dihydrazide, as well as di- and oligohydrazides of dimeric and oligomeric unsaturated fatty acids.

[0065] Other exemplary crosslinking agents include polyamines such as those commercially available under JEFFAMINE™ brand. Exemplary JEFFAMINE diamines include the D-series JEFFAMINE diamines, such as D-230, D-400, D-300, D-2000, and the like, or combinations thereof.

[0066] In a preferred embodiment, the hydrazide crosslinking agent is a dihydrazide such as adipic acid dihydrazide (ADH) and the multistage latex polymer includes ketone (such as DAAM) or 1,3-ketone (such as AAEM) functionality.

[0067] The disclosed final topcoat composition includes a preferred reactive equivalent ratio of crosslinking agent(s) (e.g., dihydrazide, hydrazine, or polyamine) to the crosslinkable group(s) of the reactive carbonyl functionality (e.g., acetoacyl-functional

groups) of at least 0.25:1, more preferably of at least 0.5:1, and even more preferably at least 0.65:1 to make the multistage latex polymer. The disclosed coating compositions preferably include dihydrazide, hydrazine or polyamine in an amount of less than about 10 weight %, more preferably less than about 6 weight %, and even more preferably less than
5 about 4 weight %, based on the weight of the latex polymer.

[0068] The disclosed final topcoat compositions may contain one or more optional VOCs. VOCs suitable for use in the final topcoat composition will be known to persons having ordinary skill in the art or can be determined using standard methods. Desirably the final topcoat compositions are low VOC, and preferably include less than 10 wt. %, more preferably less than 7 wt. %, and most preferably less than 4 wt. % VOCs based
10 upon the total composition weight.

[0069] The disclosed final topcoat compositions may contain one or more optional coalescents to facilitate film formation. Coalescents suitable for use in the final topcoat composition will be known to persons having ordinary skill in the art or can be determined using standard methods. Suitable coalescents include glycol ethers such as EASTMAN™ EP, EASTMAN DM, EASTMAN DE, EASTMAN DP, EASTMAN DB and EASTMAN PM from Eastman Chemical Co. and ester alcohols such as TEXANOL™ ester alcohol from Eastman Chemical Co. Preferably, the optional coalescent is a low VOC coalescent such as is described in U.S. Patent No. 6,762,230 B2, the disclosure of which is
15 incorporated herein by reference. The final topcoat compositions preferably include a low VOC coalescent in an amount of at least about 0.5 wt. %, more preferably at least about 1 wt. %, and yet more preferably at least about 1.5 wt. % based on the weight of the latex polymer. The final topcoat compositions also preferably include a low VOC coalescent in an amount of less than about 10 wt. %, more preferably less than about 6 wt. %, and yet
20 more preferably less than about 4 wt. %, based on the weight of the latex polymer.

[0070] The disclosed final topcoat compositions may contain one or more optional surface-active agents that modify the interaction of the topcoat composition with the substrate or with a prior applied coating. The surface-active agent may affect qualities of the composition including how the composition is handled, how it spreads across the
25 surface of the substrate, and how it bonds to the substrate. In particular, the agent may modify the ability of the composition to wet a substrate. Surface-active agents may also provide leveling, defoaming or flow control properties, and the like. Surface-active agents

suitable for use in the final topcoat composition will be known to persons having ordinary skill in the art or can be determined using standard methods. If used, the surface-active agent is preferably present in an amount of less than 5 wt. %, based on the total weight of the topcoat composition.

5 [0071] Exemplary surface-active dispersing or wetting agents are described in U.S. Published Patent Application No. 2007/0110981A1, the disclosure of which is incorporated herein by reference in its entirety.

[0072] The disclosed final topcoat compositions may contain one or more optional pigments. Pigments suitable for use in the final topcoat composition will be known to
10 persons having ordinary skill in the art or can be determined using standard methods. Exemplary pigments include titanium dioxide white, carbon black, lampblack, black iron oxide, red iron oxide, yellow iron oxide, brown iron oxide (a blend of red and yellow oxide with black), phthalocyanine green, phthalocyanine blue, organic reds (such as naphthol red, quinacridone red and toluidine red), quinacridone magenta, quinacridone
15 violet, DNA orange, or organic yellows (such as Hansa yellow). Other exemplary pigments include complex inorganic pigments such as copper chromite, cobalt aluminate, cobalt chromite, cobalt titanate, and nickel antimony titanium and the like.

[0073] The final topcoat composition may also include a gloss control agent or an optical brightener agent, such as UVITEX™ OB optical brightener, available from Ciba
20 Specialty Chemicals of Tarrytown, NY

[0074] In certain embodiments it is advantageous to include fillers or inert ingredients in the topcoat composition. Fillers or inert ingredients extend, lower the cost of, alter the appearance of, or provide desirable characteristics to the composition before and after curing. Fillers and inert ingredients suitable for use in the final topcoat composition will
25 be known to persons having ordinary skill in the art or can be determined using standard methods. Exemplary fillers or inert ingredients include clay, glass beads, calcium carbonate, talc, silicas, feldspar, mica, barytes, ceramic microspheres, calcium metasilicates, organic fillers and the like. Fillers or inert ingredients are preferably present in an amount of less than about 15 wt. %, based on the total weight of the topcoat
30 composition.

[0075] In certain applications it may also be desirable to include biocides or fungicides. Exemplary biocides or fungicides include ROZONE™ 2000, BUSAN™ 1292

and BUSAN 1440 from Buckman Laboratories of Memphis, TN; POLYPHASE™ 663 and POLYPHASE 678 from Troy Chemical Corp. of Florham Park, NJ and KATHON™ LX from Rohm and Haas Co.

[0076] The final topcoat may also include other optional ingredients that modify properties of the topcoat composition as it is stored, handled, or applied, or at other or subsequent stages. Waxes, flattening agents, rheology control agents, mar and abrasion additives, and other similar performance-enhancing additives may be employed as needed in amounts effective to upgrade the performance of the final topcoat composition and the dried or otherwise hardened topcoat. Exemplary wax emulsions to improve coating physical performance include MICHEM™ Emulsions 32535, 21030, 61335, 80939M and 7173MOD from Michelman, Inc. of Cincinnati, OH and CHEMCOR™ 20N35, 43A40, 950C25 and 10N30 from ChemCor of Chester, NY. Exemplary rheology control agents include RHEOVIS™ 112, RHEOVIS 132, RHEOVIS152, VISCALEX™ HV30, VISCALEX AT88, EFKA™ 6220 and EFKA 6225 from Ciba Specialty Chemicals; BYK™ 420 and BYK 425 from Byk Chemie; RHEOLATE™ 205, RHEOLATE 420 and RHEOLATE 1 from Elementis Specialties of Hightstown, NJ; ACRY SOL™ L TT-615, ACRY SOL RM-5, ACRY SOL RM-6, ACRY SOL RM-8W, ACRY SOL RM-2020 and ACRY SOL RM-825 from Rohm and Haas Co.; NATROSOL™ 250LR from Hercules Inc. of Wilmington, DE and CELLOSIZETM QP09L from Dow Chemical Co. of Midland, MI. Desirable performance characteristics of the coating include chemical resistance, abrasion resistance, hardness, gloss, reflectivity, appearance, or combinations of these characteristics, and other similar characteristics. For example, the topcoat may contain abrasion resistance promoting adjuvants such as silica or aluminum oxide (e.g., sol-gel processed aluminum oxide).

[0077] A variety of other optional additives may be used in the disclosed final topcoat compositions and will be familiar to persons having ordinary skill in the art, including those described in Koleske et al., *Paint and Coatings Industry*, April 2003, pages 12-86. For example, the final topcoat compositions may include one or more performance or property enhancing additives such as colorants, dyes, thickeners, heat stabilizers, leveling agents, anti-cratering agents, curing indicators, plasticizers, sedimentation inhibitors, ultraviolet-light absorbers, and the like. Also, for application using factory coating equipment (e.g., curtain coaters), the composition may employ additives tailored to the

chosen equipment and installation. Such additives typically are selected on a site-by-site basis using standard methods that will be familiar to persons having ordinary skill in the art.

[0078] The final topcoat composition may be applied to the optionally sealed or primed substrate using any suitable application method. For example, the topcoat composition may be roll coated, sprayed, curtain coated, vacuum coated, brushed, or flood coated using an air knife system. Preferred application methods provide a uniform coating thickness and are cost efficient. Especially preferred application methods employ factory equipment that moves the board past a coating head and thence past suitable drying or curing equipment. The coating covers at least a portion of the first major surface of the board, and desirably covers the entire first major surface, in a substantially uniformly thick layer.

[0079] The disclosed final topcoat compositions preferably have a PVC less than 45 %, more preferably less than about 40 %, and most preferably about 10 to about 35 %. The final topcoat compositions also preferably have an MFFT of about 0 to about 55 °C, and more preferably about 0 to about 20 °C, when tested with a RHOPOINT™ 1212/42 MFFT-60 bar instrument, available from Rhopoint Instruments Ltd. of East Sussex, United Kingdom .

[0080] It has been found that the thickness of the topcoat layer can affect the performance of the present invention. For example, if the topcoat is too thin the finished board may not achieve the desired performance, weatherability and appearance. If the topcoat is too thick the costs of the system will unnecessarily increase. A recommended thickness for the dried or otherwise hardened final topcoat is between about 20 and about 200 micrometers, preferably between about 25 and about 120 micrometers, more preferably between about 30 and about 100 micrometers, and most preferably between about 35 and about 75 micrometers.

[0081] The topcoat may be hardened (viz. crosslinked and dried) into a paint film using any suitable process (e.g., two-part curing mechanism, radiation curing, air drying, heat curing, etc.). More preferably, the topcoat is hardened without the need to heat the cement substrate to a high temperature. Although the use of such a heating process is within the scope of the present invention, it is somewhat less efficient for cement-based products given their low heat transfer characteristics. Consequently, preferred processes

generally employ board surface temperatures of less than 100 °C, more preferably less than 90 °C, and most preferably less than 80 °C. Radiation hardened systems (e.g., UV or visible-light cured systems) or multi-component systems (e.g., two-part systems) may be utilized. Multi-component systems may be hardened, for example, by mixing the
5 components prior to or during application to the substrate and allowing the mixed components to harden on the substrate. Other low temperature hardened systems will be known to persons having ordinary skill in the art or can be determined using standard methods, and may be utilized if desired.

[0082] The disclosed prefinished boards may be stacked using one or more liners
10 between adjacent boards. Exemplary liners include sheet and film materials that can help protect the boards from damage. The liners may, if desired, adhere lightly to the board face (thereby helping keep the liner against the board surface) or simply remain in place by friction. In a preferred embodiment, board pairs are stacked in face-to-face relationship with a liner disposed between the faces to form a crush-resistant unit. A plurality of these
15 units may then be stacked to form a larger stack. Exemplary liners include paper, plastic, foam, non-woven or fabric sheets and film materials. Preferred liners include plastic sheets to protect the finished board from rubbing and scraping damage during transport and installation. The liner may have a variety of thickness, e.g., between about 20 and about 100 micrometers.

[0083] The disclosed final topcoats resist crush damage. Crush resistance may be
20 visually assessed and rated using a 1 to 5 rating scale, as described below, with 5 being essentially no damage and 1 being severe damage of the coating. The final topcoat provides crush resistance of at least 3, more preferably at least 4 and most preferably 5 when two face-to-face coated embossed substrates are subjected to a pressure of about 6
25 kg/cm², more preferably about 8 kg/cm², and most preferably about 10 kg/cm². For example, the test board samples preferably achieve a rating of 3 or greater, more preferably 4 or greater, and optimally 5, when tested at a pressure of about 8 kg/cm². The Crush Resistance visual assessment may be carried out as follows:

[0084] A 15 cm X 21 cm factory primed wood grain embossed fiber cement siding
30 board (HARDIEPLANK lap siding, SELECT CEDARMILL grade, available from James Hardie Building Products, Inc.) is coated with the final topcoat composition using a paint brush and enough material to provide a dry film thickness (DFT) of about 22

micrometers. Immediately after applying the first coat, the coated board is placed in the oven for 20 seconds to bring the board surface temperature (BST) to 43-52 °C. After a 10 second flash-off time, the board is recoated with the final topcoat using the paint brush and enough material to provide an additional 22 micrometer DFT for a total coating thickness of about 44 micrometer DFT. The coated board is then returned to the oven and force dried for 60 seconds to a 60-65 °C BST. The coated board is removed from the oven and cooled to about 55 °C BST and covered with a protective polyolefin liner. A second similarly coated and liner-covered board with about a 55 °C BST is placed face-to-face with the test board. Both boards (with the two protective sheets between them) are placed in a hydraulic press whose platens have been heated to about 55 °C and subjected to a test pressure (e.g., 6, 8 or 10 kg/cm², corresponding to 85, 114 or 142 p.s.i.) for 10 minutes. The boards are removed from the press, and those portions of the test board embossed with a tight wood grain pattern are evaluated according to the rating scale shown below in Table 1. An average rating for four test samples is recorded.

15

Table 1
Visual Assessment

Rating value	Appearance of the panel
1	Obviously crushed: Peaks are severely crushed and the grain pattern from the opposing board is embossed into the coating, causing severe wrinkling of the coating around the damaged area.
2	Moderately crushed: Peaks show flattening to widths over 4mm, and the grain pattern from the opposing board is slightly embossed into the coating
3	Slightly crushed: Many peaks show flattening to a width of 2mm to 4 mm.
4	Very slightly crushed: A few peaks show peak flattening to a width less than 2mm.
5	Uncrushed: no crushed peaks or glossy spots are visible to the unaided eye or with 5X magnification.

[0085] As shown in the following Examples, fiber cement products having a final topcoat system of the present invention provide significant crush resistance compared to fiber cement products that do not incorporate the improved topcoat system.

20

Example 1**Multistage Latex Polymer A**

[0086] A ketone functionalized multistage latex polymer was prepared from a first monomer mixture containing water, surfactant, 28% ammonia, butyl methacrylate, butyl acrylate, acrylic acid, diacetone acrylamide, and a nitrogen-containing vinyl monomer that promotes wet adhesion. A second monomer mixture was prepared containing water, surfactant, 28% ammonia, methyl methacrylate, butyl acrylate, acrylic acid, and a nitrogen-containing, vinyl wet adhesion monomer. The theoretical glass transition temperatures of stage one and two are 4 °C and 80 °C respectively. The reactor was charged with water, surfactant and 28% ammonia and heated to 80-90 °C. An initiator solution of sodium persulfate and water was added to the reactor. The first monomer mixture and a solution of sodium persulfate and water were fed into the reactor with agitation over two hours. The second monomer mixture and a solution of sodium persulfate and water were fed into the reactor with agitation over one hour. The reaction was held at 80-90 °C for 30 minutes. T-butyl hydroperoxide and a solution of isoascorbic acid in water were added and held for 30 minutes. The reaction was cooled. Adipic acid dihydrazide (ADH) was added as a crosslinking agent. The pH was adjusted to 7.5-8.5 with 28% ammonia and the solids were adjusted to about 46-50% with water. Shown in Table 2 are the various latex polymers tested and their DAAM and ADH contents.

Table 2

Examples Polymer A1 to A9	DAAM (wt%)	Reactive Equivalent Ratio ADH/DAAM
Comparison Example A1	0 DAAM Control	0.0:1
Comparison Example A2	1.9% DAAM	0.0:1
A3	1.9% DAAM	0.7:1
A4	1.5% DAAM	0.664:1
A5	2.5% DAAM	0.665:1
A6	3% DAAM	0.665:1
A7	4% DAAM	0.665:1
A8	5% DAAM	0.699:1
A9	10% DAAM	0.669:1

Example 2**Multistage Latex Polymer B**

[0087] An acetoacetyl functionalized multistage latex polymer was prepared by the method described in Example 1 with the exception that DAAM was replaced with AAEM.

5 Shown below in Table 3 are the various latex polymers tested and their AAEM and ADH contents.

Table 3

Example Polymer B1-B4	AAEM (wt %)	Reactive Equivalent Ratio ADH/AAEM
Comparison Example B1	1.9% AAEM	0:1
Comparison Example B2	4% AAEM	0:1
B3	1.9% AAEM	0.795:1
B4	4% AAEM	0.764:1

10

Example 3**Multistage Latex Polymer C**

[0088] A multistage latex polymer may be prepared using the method described in Example 1 but using DAAM in both the first (soft) and second (hard) stages.

15

Example 4**Multistage Latex Polymer D**

[0089] A multistage latex polymer may be prepared using the method described in Example 1 but using DAAM in only the second (hard) stage.

20

Examples 5-17**Multistage Latex Polymer Topcoat Compositions**

[0090] In a mixing vessel equipped with a high-speed mixer and dispersion blade, the ingredients shown below in Table 4 were added in the listed order. Final topcoat compositions were formed by adding the first two ingredients, mixing for 5 minutes until homogeneous, adding the next 5 ingredients, mixing at high speed for 15 minutes, then

25

adding the remaining 6 ingredients and mixing for 15 minutes using moderate agitation. Fiber cement siding boards with a moisture content of about 12% were topcoated with the resulting compositions and evaluated using the Visual Assessment of Crush Resistance scale described above and about 8 kg/cm² test pressure for 5 minutes. The results are shown in Table 5:

Table 4- Topcoats

Ingredient	Example Topcoats
Water	100
Thickener(1)	0.7
Defoamer(2)	1.5
Coalescent(3)	15
Dispersant(4)	7
Pigment(5)	217
Extender(6)	84
Neutralizer(7)	2
Water	8
Examples 5-17(A1-A9 & B1-B4)	626
Water	20
Defoamer(8)	1
Thickener(9)	1.5

- (1) CELLOSIZETM QP 09L hydroxyethyl cellulose, available from Dow Chemical Company of Midland, MI.
- (2) DEHYDRANTM 1620, available from Cognis Corporation of Cincinnati, OH.
- (3) TEXANOLTM ester alcohol, available from Eastman Chemical Company of Kingsport, TN.
- (4) DISPERBYKTM 190 block copolymer solution, available from Byk-Chemie USA of Wallingford, CT.
- (5) TI-PURETM R902-28 titanium dioxide, available from E. I. DuPont de Nemours and Company of Wilmington, DE.
- (6) ASP 170 aluminum silicate, available from Englehard Corporation of Iselin, NJ.
- (7) Ammonium hydroxide, 26 %, available from Aldrich Chemical
- (8) BYKTM 024 polysiloxane defoamer, available from Byk-Chemie USA of Wallingford, CT.
- (9) ACRYSOLTM RM-2020NPR hydrophobically modified ethylene oxide urethane block copolymer, available from Rohm and Haas Company of Philadelphia, PA.

Table 5

5

Example Topcoats	DAAM or AAEM (wt%)	ADH/DAAM or ADH/AAEM Reactive Equivalent Ratio	Average Peak Crush
Comp Example 5(A1)	0 DAAM	0:1	1.9
Comp Example 6 (A2)	1.9 DAAM	0:1	1.2
Example 7 (A3)	1.9 DAAM	0.7:1	4.3
Example 8 (A4)	1.5 DAAM	0.664:1	2.5
Example 9 (A5)	2.5 DAAM	0.665:1	3.4
Example 10 (A6)	3.0 DAAM	0.665:1	3.9
Example 11 (A7)	4.0 DAAM	0.665:1	4.5
Example 12 (A8)	5.0 DAAM	0.699:1	4.9
Example 13 (A9)	10 DAAM	0.699:1	5
Comp Example 14 (B1)	1.9 AAEM	0:1	2.5
Comp Example 15 (B2)	4.0 AAEM	0:1	1
Example 16 (B3)	1.9 AAEM	0.795:1	3.2
Example 17 (B4)	4.0 AAEM	0.764:1	1.9

[0091] As shown in Table 5, each of the crosslinked topcoat compositions provided a more crush-resistant coating than the corresponding non-crosslinked comparison composition. The compositions containing AAEM crosslinked with ADH provide improved crush resistance. These coatings should readily withstand storage at the bottom of at least a two pallet stack of coated boards.

[0092] Having thus described the preferred embodiments of the present invention, those of skill in the art will readily appreciate that the teachings found herein may be applied to yet other embodiments within the scope of the claims hereto attached. The complete disclosure of all patents, patent documents, and publications are incorporated herein by reference as if individually incorporated.

[0093] Exemplary embodiments of the disclosed invention include:

1. A crush resistant coating composition, comprising:
a multistage latex polymer having ketone functionality or acetoacetoxy
5 functionality, and a hydrazine, hydrazide or polyamine crosslinking agent that provides improved crush resistance when coated on a fiber cement substrate.
2. The composition of embodiment 1, wherein the multistage latex polymer has a gradient Tg.
- 10 3. The composition of embodiment 1, wherein the multistage latex polymer comprises at least one soft stage having a Tg less than about 40° C and at least one hard stage having a Tg greater than about 40° C.
- 15 4. The composition of embodiment 3, wherein the multistage latex polymer comprises at least one soft stage having a Tg between about -65° and about 40° C and at least one hard stage having a Tg between about 40° and about 230 °C.
- 20 5. The composition of embodiment 3, wherein the multistage latex polymer comprises at least one soft stage having a Tg between about -15° and about 15° C and at least one hard stage having a Tg between about 60° and about 105° C.
- 25 6. The composition of embodiment 3, wherein the multistage latex polymer comprises about 50 to about 90 wt. % soft stage polymer morphology based on total polymer weight and about 10 to about 50 wt. % hard stage polymer morphology based on the total multistage latex polymer weight.
- 30 7. The composition of embodiment 3, wherein the multistage latex polymer comprises about 60 to about 80 wt. % soft stage polymer morphology based on total polymer weight and about 20 to about 40 wt. % hard stage polymer morphology based on the total multistage latex polymer weight.

8. The composition of embodiment 3, wherein the soft stage is functionalized.
9. The composition of embodiment 3, wherein the hard stage is functionalized.
- 5 10. The composition of embodiment 3, wherein the hard and soft stages are functionalized.
11. The composition of embodiment 1, wherein the ketone functionality is derived from diacetone acrylamide.
- 10 12. The composition of embodiment 1, wherein the acetoacetoxy functionality is derived from acetoacetoxyethyl methacrylate.
13. The composition of embodiment 1, wherein the multistage latex polymer
15 comprises about 0.05 to about 1.0 wt. % reactive ketone or acetoacetoxy functionality based on the total multistage latex polymer weight.
14. The composition of embodiment 1, wherein the crosslinking agent is added to soft stage, hard stage or both.
- 20 15. The composition of embodiment 1, wherein the hydrazide is a dihydrazide.
16. The composition of embodiment 1, wherein the dihydrazide is adipic acid dihydrazide.
- 25 17. The composition of embodiment 1, wherein the polyamine is a diamine.
18. The composition of embodiment 1, wherein the hydrazide, hydrazine or polyamine comprises less than about 10 wt. % based on the weight of the latex polymer.

30

19. The composition of embodiment 1, wherein the reactive equivalent ratio of crosslinking agents to crosslinkable groups of the reactive functionality is at least about 0.25:1.
- 5 20. The composition of embodiment 1, wherein the composition comprises at least about 10 wt. % multistage latex polymer based on the total composition solids.
21. The composition of embodiment 1, wherein the composition comprises at least about 25 wt. % multistage latex polymer based on the total composition solids.
- 10 22. The composition of embodiment 1, wherein the composition includes less than 10 wt. % volatile organic compounds.
- 15 23. The composition of embodiment 1, wherein the composition when crosslinked, dried or otherwise hardened has a Crush Resistance value of at least 3 when two face-to-face coated embossed fiber cement board substrates are subjected to a pressure of about 8 kg/cm².
- 20 24. The composition of embodiment 1, wherein the composition is in the form of a sealer layer or topcoat layer.
- 25 25. The composition of embodiment 1, wherein the composition is in the form of a sealer layer atop a cementitious substrate.
- 25 26. A method of making a crush resistant coated fiber cement article, which method comprises:
- providing an unattached fiber cement board substrate having a first major surface;
 - providing a topcoat coating composition comprising a multistage latex polymer having ketone functionality or acetoacetoxy functionality and a hydrazide, hydrazine or polyamine crosslinking agent;
- 30

applying the topcoat coating composition to at least a portion of the first major surface;

drying or otherwise hardening the coating composition to form a crush resistant final topcoat; and

5 stacking two or more of the thus-coated boards on a pallet or other horizontal supporting surface.

10 27. A method according to embodiment 26 further comprising applying a sealer or primer composition to the first major surface before applying the topcoat coating composition.

15 28. A method according to embodiment 26 further comprising placing a pair of the coated boards in face-to-face relationship with a protective liner between the coated surfaces.

20 29. A method according to embodiment 28 comprising stacking a plurality of such pairs on a pallet.

25 30. A method according to embodiment 29 comprising stacking a plurality of such pallets atop one another.

31. A method according to embodiment 26 wherein the final topcoat has a Crush Resistance value of at least 3 when two face-to-face coated embossed fiber cement board substrates are subjected to a pressure of about 8 kg/cm².

32. A method according to embodiment 26 wherein the final topcoat has a Crush Resistance value of at least 3 when two face-to-face coated embossed fiber cement board substrates are subjected to a pressure of about 10 kg/cm².

We claim:

1. A coated fiber cement article comprising an unattached fiber cement board substrate having a first major surface at least a portion of which is covered with a crush resistant topcoat composition comprising a multistage latex polymer having ketone functionality or acetoacetoxy functionality and a hydrazide, hydrazine or polyamine crosslinking agent.
5
2. The article of claim 1, wherein the multistage latex polymer comprises at least one soft stage having a Tg less than about 40° C and at least one hard stage having a Tg greater than about 40° C.
10
3. The article of claim 2, wherein the soft stage is functionalized.
4. The article of claim 2, wherein the hard stage is functionalized.
15
5. The article of claim 2, wherein the hard and soft stages are functionalized.
6. The article of claim 1, wherein the ketone functionality is derived from diacetone acrylamide.
20
7. The article of claim 1, wherein the acetoacetoxy functionality is derived from acetoacetoxyethyl methacrylate.
8. The article of claim 1, wherein the multistage latex polymer comprises about 0.05 to about 1 wt. % reactive ketone or acetoacetyl functionality based on the total multistage latex polymer weight.
25
9. The article of claim 1, wherein the hydrazide is a dihydrazide.
- 30 10. The article of claim 1, wherein the dihydrazide is adipic acid dihydrazide.

11. The article of claim 1, wherein the polyamine is a diamine.
12. The article of claim 1, wherein the crosslinking agent comprises less than about 10 wt. % based on the weight of the latex polymer.
- 5 13. The article of claim 1, wherein the reactive equivalent ratio of crosslinking agents to crosslinkable groups of the reactive functionality is at least about 0.25:1.
- 10 14. The article of claim 1, wherein the topcoat when crosslinked, dried or otherwise hardened has a Crush Resistance value of at least 3 when two face-to-face coated embossed fiber cement board substrates are subjected to a pressure of about 8 kg/cm².
- 15 15. The article of claim 1, wherein the composition is in the form of a layer atop a cementitious substrate.

16. A method of making a crush resistant coated fiber cement article, which method comprises:

providing an unattached fiber cement board substrate having a first major surface;

5 providing a topcoat coating composition comprising a multistage latex polymer having ketone functionality or acetoacetoxy functionality and a hydrazide, hydrazine or polyamine crosslinking agent;

applying the topcoat coating composition to at least a portion of the first major surface;

10 crosslinking, drying or otherwise hardening the coating composition to form a crush resistant final topcoat; and

stacking two or more of the thus-coated boards on a pallet or other horizontal supporting surface.

15 17. A method according to claim 16 further comprising placing a pair of the coated boards in face-to-face relationship with a protective liner between the coated surfaces.

18. A method according to claim 17 comprising stacking a plurality of such pairs on a
20 pallet.

19. A method according to claim 18 comprising stacking a plurality of such pallets atop one another.

25 20. A method according to claim 16 wherein the final topcoat has a Crush Resistance value of at least 3 when two face-to-face coated embossed fiber cement board substrates are subjected to a pressure of about 8 kg/cm².

30

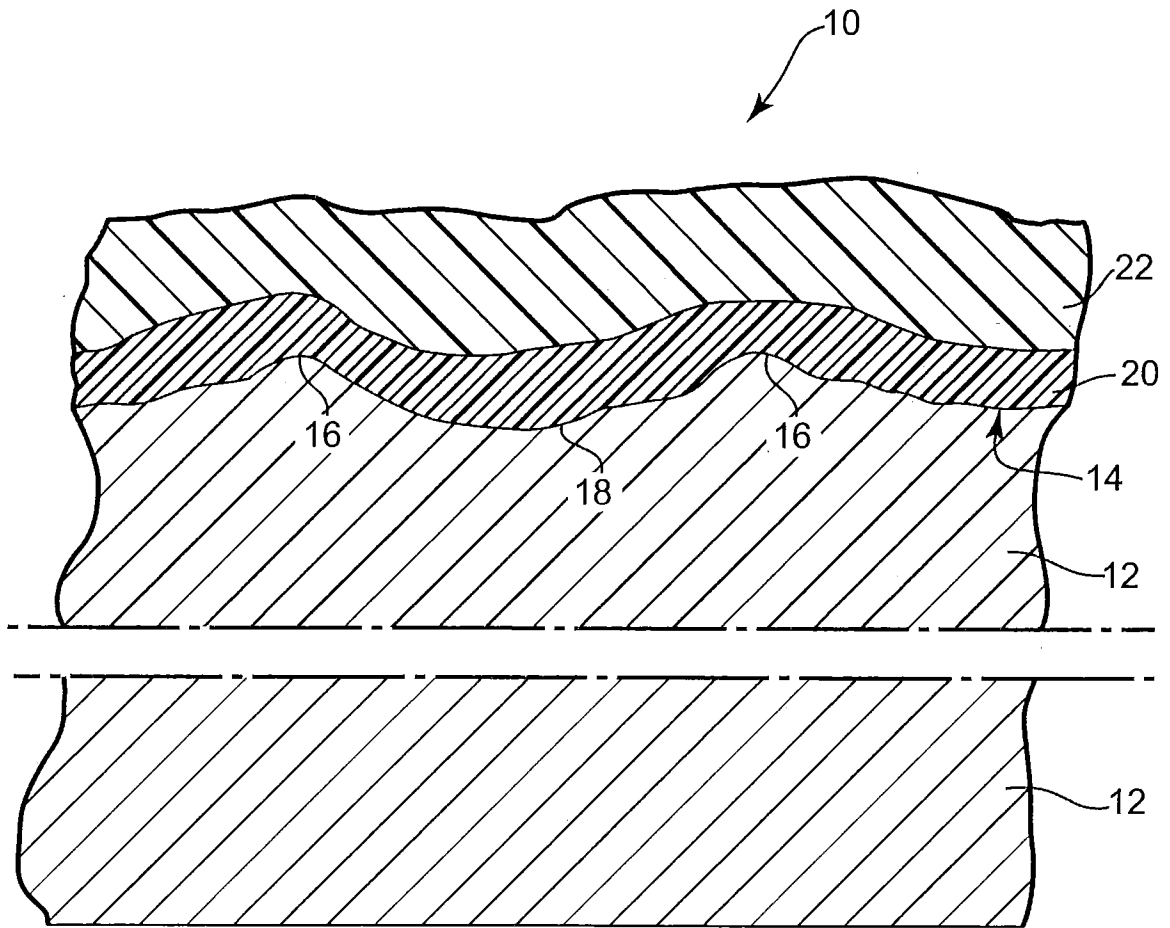


Fig. 1

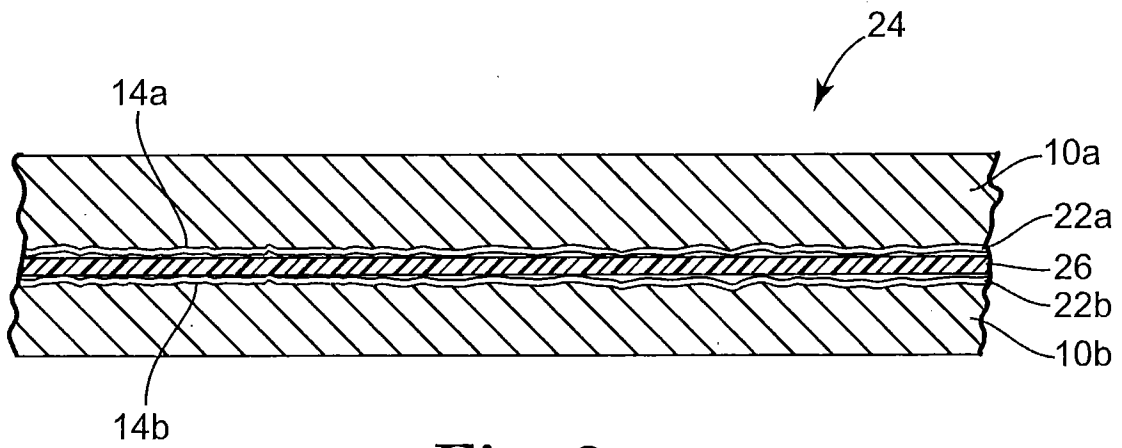


Fig. 2

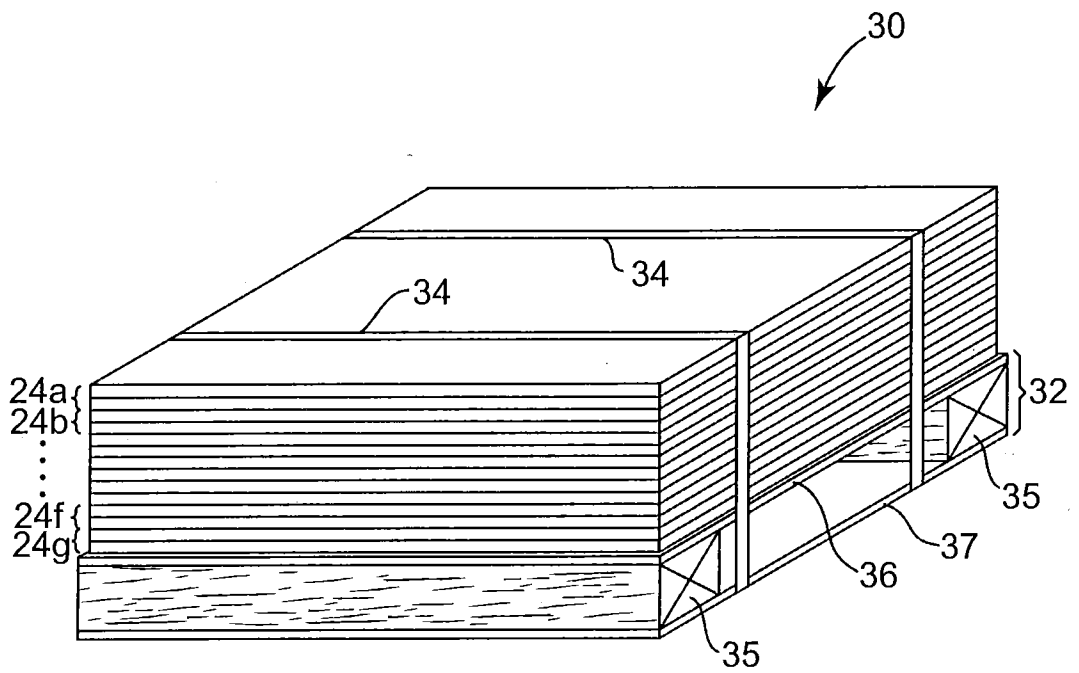


Fig. 3

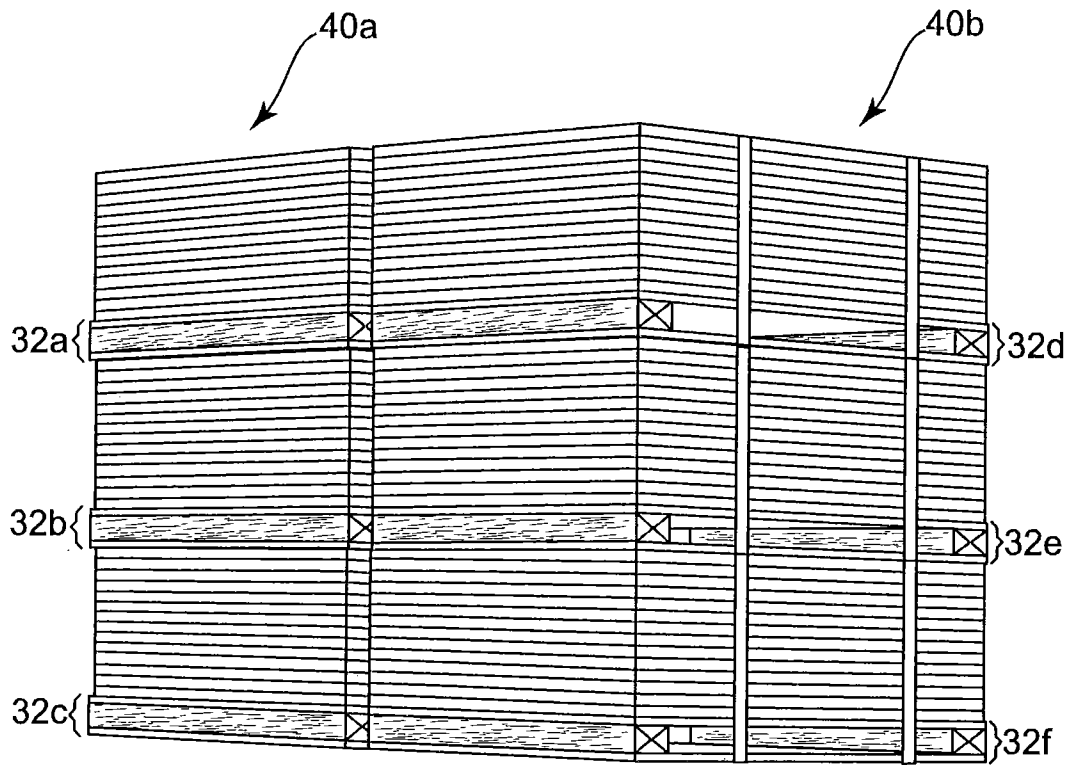


Fig. 4

INTERNATIONAL SEARCH REPORT

International application No.
PCT/US2013/031243

A. CLASSIFICATION OF SUBJECT MATTER
 IPC(8) - B32B 13/12 (2013.01)
 USPC - 427/384
 According to International Patent Classification (IPC) or to both national classification and IPC

B. FIELDS SEARCHED

Minimum documentation searched (classification system followed by classification symbols)
 IPC(8) - B05D 3/00, 3/02; B32B 13/02, 13/12; C04B 41/63, 41/70; E04C 2/04 (2013.01)
 USPC - 427/209, 258, 372.2, 384, 385.5, 407.1, 487, 501; 428/292.1, 294.7, 323, 332, 339, 500

Documentation searched other than minimum documentation to the extent that such documents are included in the fields searched
 CPC - B05D 3/00, 3/02; B32B 13/02, 13/12; C04B 41/009, 41/52, 41/63; E04C 2/04, 2/06 (2013.01)

Electronic data base consulted during the international search (name of data base and, where practicable, search terms used)
 Patbase, Google Scholar

C. DOCUMENTS CONSIDERED TO BE RELEVANT

Category*	Citation of document, with indication, where appropriate, of the relevant passages	Relevant to claim No.
Y	US 2007/0110981 A1 (KILLILEA et al) 17 May 2007 (17.05.2007) entire document	1-20
Y	US 2007/0135567 A1 (RUHOFF et al) 14 June 2007 (14.06.2007) entire document	1-20
Y	US 7,049,352 B2 (GOULD et al) 23 May 2006 (23.05.2006) entire document	3-5
Y	US 6,239,209 B1 (YANG et al) 29 May 2001 (29.05.2001) entire document	6
Y	US 2010/0291389 A1 (SHARAVANAN et al) 18 November 2010 (18.11.2010) entire document	9,10
Y	US 4,731,290 A (CHANG) 15 March 1988 (15.03.1988) entire document	12
A	US 2011/0293843 A1 (WU et al) 01 December 2011 (01.12.2011) entire document	1-20

Further documents are listed in the continuation of Box C.

* Special categories of cited documents:

"A" document defining the general state of the art which is not considered to be of particular relevance	"T" later document published after the international filing date or priority date and not in conflict with the application but cited to understand the principle or theory underlying the invention
"E" earlier application or patent but published on or after the international filing date	"X" document of particular relevance; the claimed invention cannot be considered novel or cannot be considered to involve an inventive step when the document is taken alone
"L" document which may throw doubts on priority claim(s) or which is cited to establish the publication date of another citation or other special reason (as specified)	"Y" document of particular relevance; the claimed invention cannot be considered to involve an inventive step when the document is combined with one or more other such documents, such combination being obvious to a person skilled in the art
"O" document referring to an oral disclosure, use, exhibition or other means	"&" document member of the same patent family
"P" document published prior to the international filing date but later than the priority date claimed	

Date of the actual completion of the international search 13 May 2013	Date of mailing of the international search report 30 MAY 2013
--	--

Name and mailing address of the ISA/US Mail Stop PCT, Attn: ISA/US, Commissioner for Patents P.O. Box 1450, Alexandria, Virginia 22313-1450 Facsimile No. 571-273-3201	Authorized officer: Blaine R. Copenheaver PCT Helpdesk: 571-272-4300 PCT OSP: 571-272-7774
---	---