



US00D880845S

(12) **United States Design Patent** (10) **Patent No.:** **US D880,845 S**
Sanz (45) **Date of Patent:** **** Apr. 14, 2020**

(54) **BACKPACK**
(71) Applicant: **TUMI, INC.**, Edison, NJ (US)
(72) Inventor: **Victor G. Sanz**, Whitehouse Station, NJ (US)
(73) Assignee: **TUMI, INC.**, Edison, NJ (US)
(**) Term: **15 Years**
(21) Appl. No.: **29/608,573**
(22) Filed: **Jun. 22, 2017**
(51) **LOC (12) Cl.** **03-01**
(52) **U.S. Cl.**
USPC **D3/217; D3/318**
(58) **Field of Classification Search**
USPC D3/205, 216, 217, 243, 254, 273, 276,
D3/277, 283, 287, 289, 290, 304, 306,
D3/309, 900, 902, 904, 246; D7/605,
D7/607
CPC A45C 3/001; A45C 2003/002; A45C
2003/008; A45C 5/005; A45C 11/20;
A45F 4/02
See application file for complete search history.

D706,533 S 6/2014 Hock
D706,534 S * 6/2014 Zwetzig D3/216
D710,086 S 8/2014 Szewczyk
D714,541 S * 10/2014 Anderson D3/217
D723,280 S 3/2015 Sanz
D739,653 S * 9/2015 Majeau D3/217
D745,777 S * 12/2015 Zwetzig D3/217
D752,856 S 4/2016 Marez
D796,187 S * 9/2017 Bogue D3/217
D802,295 S 11/2017 Wu
D805,299 S 12/2017 Zhang
D811,728 S * 3/2018 Sheikh D3/217
D816,990 S 5/2018 Naito et al.
D817,634 S 5/2018 Fusi
D819,959 S * 6/2018 Choi D3/217

(Continued)

OTHER PUBLICATIONS

Tumi, "Sheppard Deluxe Brief Pack Alpha Bravo", first reviewed May 3, 2018. (<https://www.tumi.com/p/sheppard-deluxe-brief-pack@-01036987243>) (Year: 2018).*

Primary Examiner — April Rivas
(74) *Attorney, Agent, or Firm* — Lando & Anastasi, LLP

(57) **CLAIM**

The ornamental design for a backpack, as shown and described.

(56) **References Cited**

U.S. PATENT DOCUMENTS

4,767,039 A 8/1988 Jacober
D323,237 S 1/1992 Zoltie
5,649,658 A 7/1997 Hoffman et al.
D459,884 S * 7/2002 King D3/276
D543,021 S 5/2007 Lee et al.
D552,845 S * 10/2007 Shor D3/217
D569,099 S * 5/2008 Gossett D3/217
D590,595 S * 4/2009 Chu D3/279
D623,857 S 9/2010 Austin
D674,183 S 1/2013 Iacchetti
D674,591 S 1/2013 Hargens et al.
D702,434 S * 4/2014 Chalk D3/216
D706,027 S 6/2014 Hock

DESCRIPTION

FIG. 1 is a front perspective view of a backpack;
FIG. 2 is a front view of a backpack;
FIG. 3 is a rear view of a backpack;
FIG. 4 is a left side view of a backpack;
FIG. 5 is a right side view of a backpack;
FIG. 6 is a top view of a backpack; and,
FIG. 7 is a bottom view of a backpack.
The broken lines illustrate portions of the backpack and form no part of the claimed design.

1 Claim, 7 Drawing Sheets



(56)

References Cited

U.S. PATENT DOCUMENTS

D824,660	S	8/2018	Ross	
2002/0139820	A1	10/2002	Godshaw et al.	
2007/0045370	A1*	3/2007	Hsieh	A45C 5/14 224/576
2007/0062994	A1	3/2007	Shoemaker et al.	
2008/0029562	A1	2/2008	Hawkins et al.	
2009/0201671	A1	8/2009	Huntley	
2012/0048904	A1	3/2012	Scicluna	
2015/0351510	A1	12/2015	Zwetzig	

* cited by examiner



FIG. 1

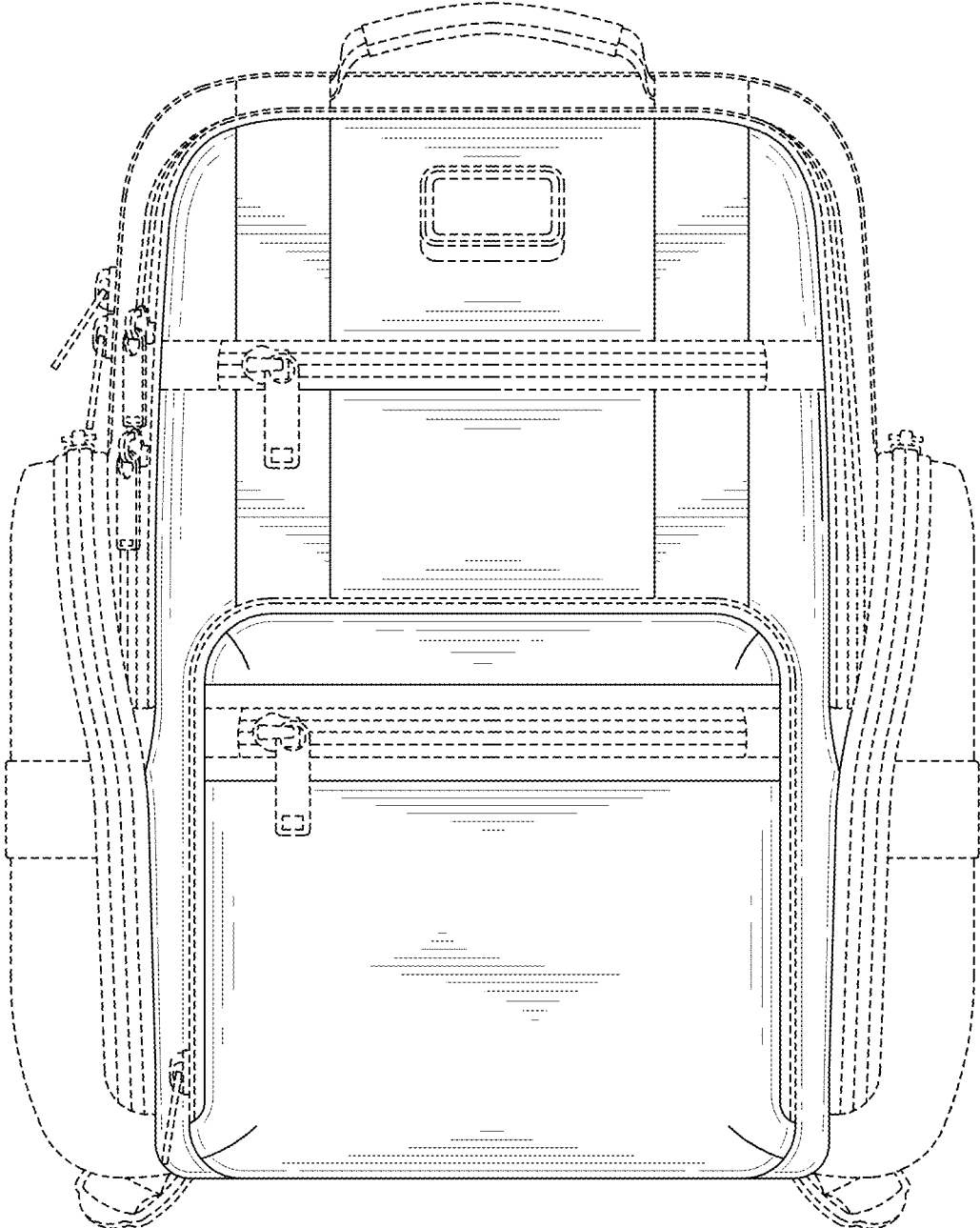


FIG. 2

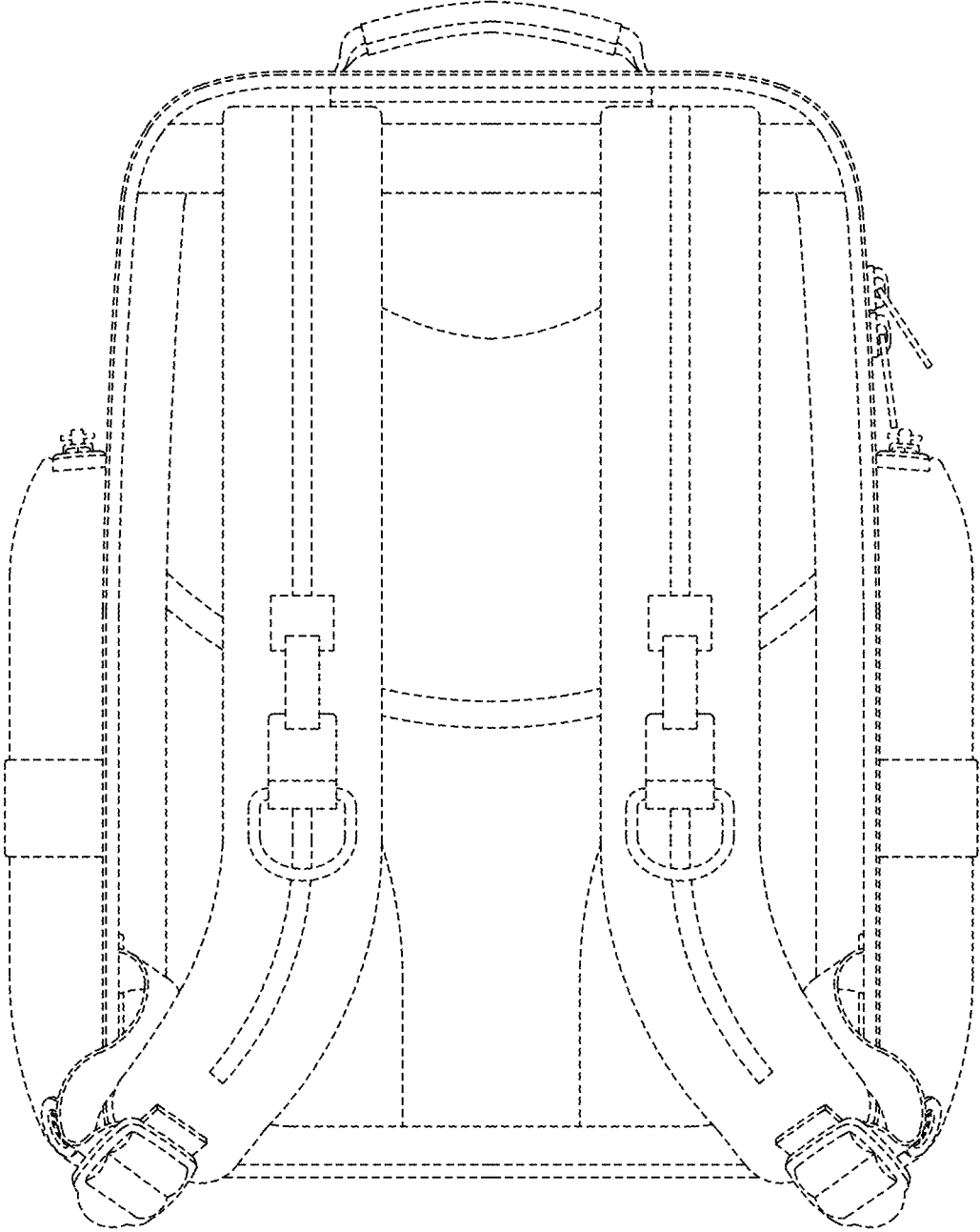


FIG. 3

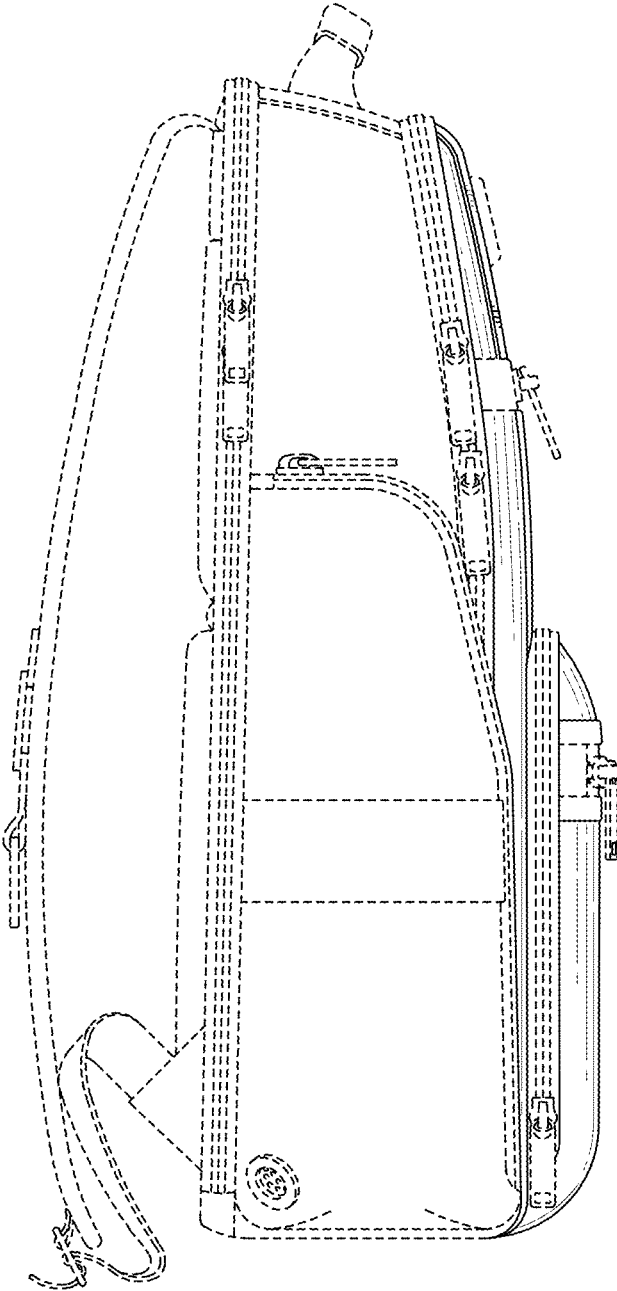


FIG. 4

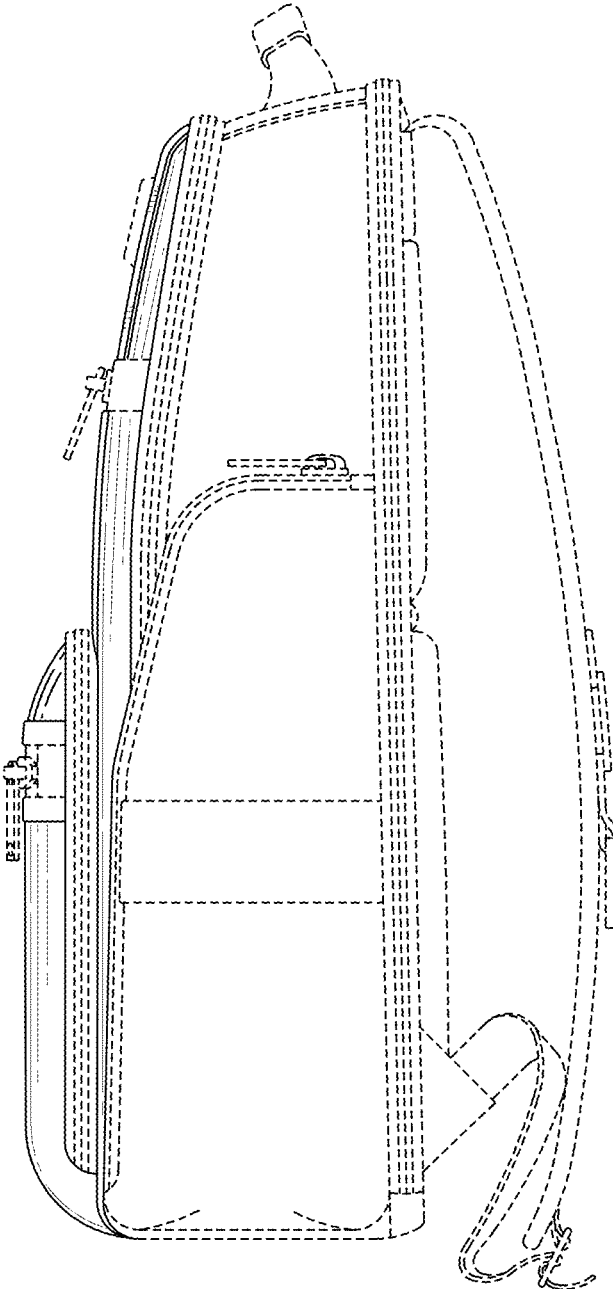


FIG. 5

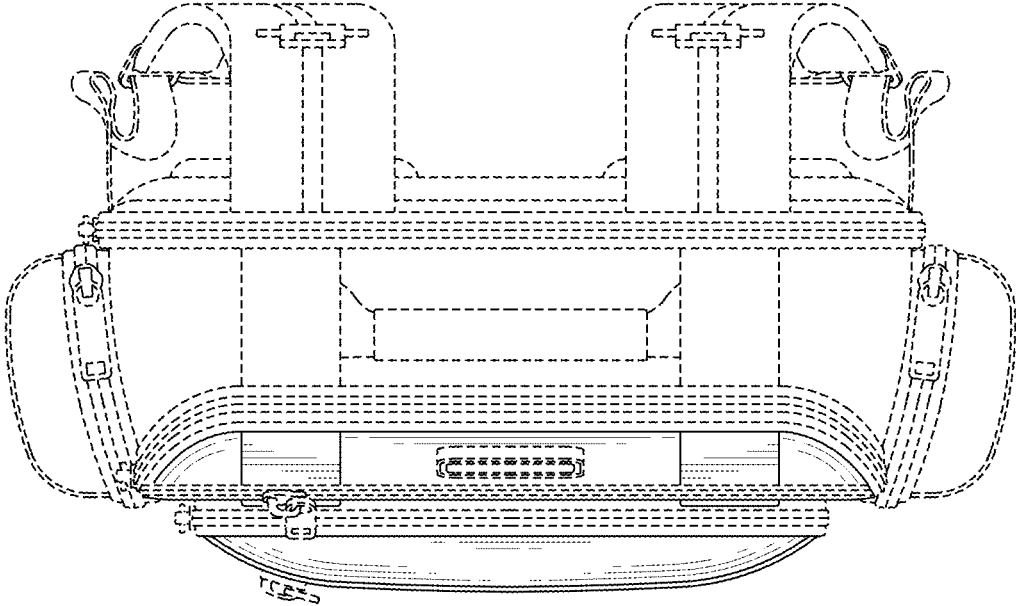


FIG. 6

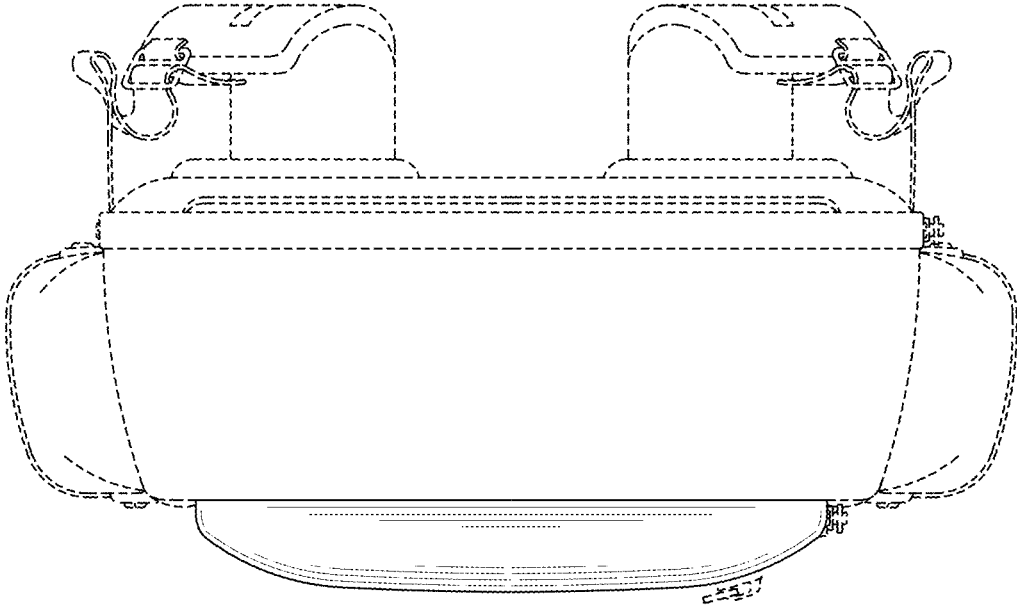


FIG. 7