

D. C. PRICE.

Show-Seats.

No. 134,486.

Patented Dec. 31, 1872.

Fig. 1.

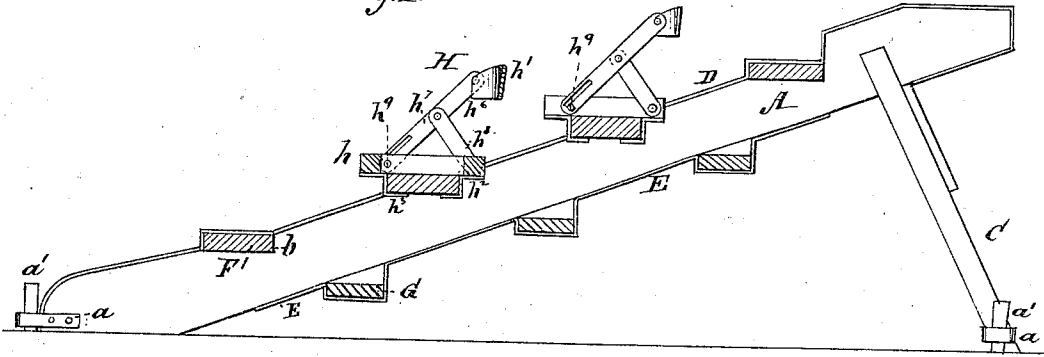


Fig. 2.

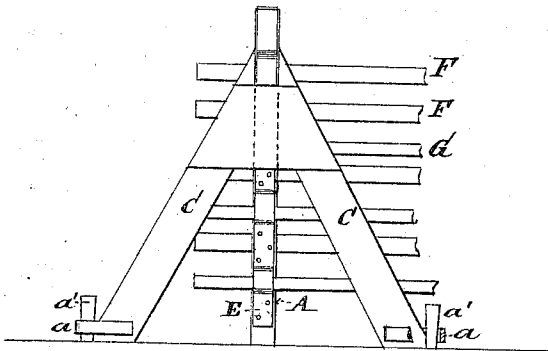
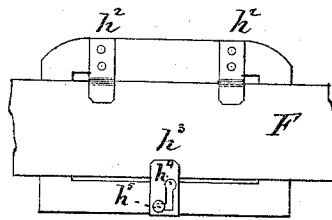


Fig. 3.



Witnesses:  
G. Mathys  
Thos. A. Curand

Inventor:  
David C. Price  
PER *Wm. H. B.*  
Attorneys.

# UNITED STATES PATENT OFFICE.

DAVID C. PRICE, OF ST. PAUL, MINNESOTA.

## IMPROVEMENT IN SHOW-SEATS.

Specification forming part of Letters Patent No. 134,486, dated December 31, 1872.

*To all whom it may concern:*

Be it known that I, DAVID C. PRICE, of St. Paul, in the county of Ramsey and State of Minnesota, have invented a Portable and Detachable Show-Seat, of which the following is a specification:

The invention consists in suspending upon a subjacent band of seat-board supports a series of foot-rests; and it also consists in detachable seat-frames, having several peculiarities, as hereinafter fully described.

Figure 1 is a vertical section. Fig. 2 is a sectional end view. Fig. 3 is a detail view.

A A in the drawing represent the supports on which the seat-board rests. These are upheld at one end by braces C C, while the other ends of these supports, as well as the ends of braces, are prevented from slipping by the loops and pins *a a'*. These supports A A are also provided on the upper side with recesses *b*. D E are bands which serve to hold the seat-boards F and foot-boards G firmly in position. H is a detachable folding seat, consisting of the seat-frame *h* and back *h'*. On the under side of frame *h* is placed a pair of stationary projecting lips, *h<sup>2</sup> h<sup>2</sup>*, and a movable lip, *h<sup>3</sup>*, having the right-angled slot *h<sup>4</sup>*, which allows it to slide and turn on a pin, *h<sup>5</sup>*. By drawing the seat-frame forward over the board the latter will come between lips *h<sup>3</sup> h<sup>3</sup>* and seat-frame, when the lip *h<sup>4</sup>* is to be turned and drawn forward. This has the effect of

locking the seat-frame securely to the board. The seat-back is composed of rest *h<sup>6</sup>* and narrow plates *h<sup>7</sup> h<sup>8</sup>* pivoted to each other at the middle of the former. The short plate *h<sup>8</sup>* is pivoted to the rear of seat-frame, while the long plate *h<sup>7</sup>* has a right-angled slot at the end by which it may be locked to and readily unlocked from a pin, *h<sup>9</sup>*, on front of side of the seat-frame.

By this construction these seats may be not only detached with great facility from the boards, but also folded up closely and conveniently packed away in a small compass.

Having thus described my invention, what I claim as new, and desire to secure by Letters Patent, is—

1. The series of foot-boards G, in combination with supports and braces, as and for the purpose described.

2. A detachable folding seat, H, constructed and applicable, as and for the purpose described.

3. A seat-frame, *h*, having the stationary lips *h<sup>2</sup> h<sup>2</sup>* and slotted movable lip *h<sup>3</sup>* on the under side, as and for the purpose specified.

4. The rest *h<sup>6</sup>* and narrow plates *h<sup>7</sup> h<sup>8</sup>*, constructed and applicable to the seat-back and seat-frame, as and for the purpose set forth.

DAVID C. PRICE.

Witnesses:

C. D. O'BRIEN,  
W. WALLACE.