

A. C. RECKER.
CARBON CAP.
APPLICATION FILED APR. 21, 1911.

998,987.

Patented July 25, 1911.

Fig. 1.

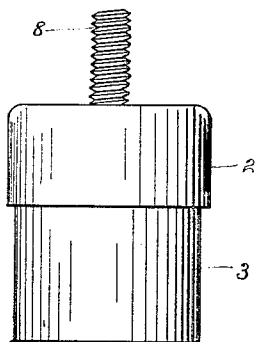


Fig. 2.

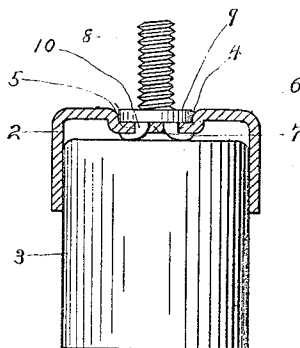


Fig. 3.

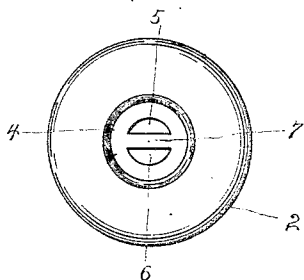


Fig. 5.

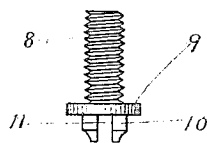
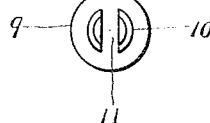


Fig. 4.

Witnesses
M. P. Nichols
C. L. Reed

Inventor
Adolph C. Recker
by Seymour H. Recker
Frederic C. Recker
Att.

UNITED STATES PATENT OFFICE.

ADOLPH C. RECKER, OF OAKVILLE, CONNECTICUT, ASSIGNOR TO WATERBURY MFG. CO., OF WATERBURY, CONNECTICUT, A CORPORATION.

CARBON-CAP.

998,987.

Specification of Letters Patent.

Patented July 25, 1911.

Application filed April 21, 1911. Serial No. 622,557.

To all whom it may concern:

Be it known that I, ADOLPH C. RECKER, a citizen of the United States, residing at Oakville, in the county of Litchfield and State of Connecticut, have invented a new and useful Improvement in Carbon-Caps; and I do hereby declare the following, when taken in connection with the accompanying drawings and the characters of reference marked thereon, to be a full, clear, and exact description of the same, and which said drawings constitute part of this specification, and represent, in—

Figure 1 a side view of a carbon cap constructed in accordance with my invention. Fig. 2 a vertical sectional view of the same. Fig. 3 a top or plan view of the socket with the screw removed. Fig. 4 a side view of the screw detached. Fig. 5 an end view of the same.

This invention relates to an improvement in carbon caps or terminals for electric batteries, the object being to connect the screw with the socket in a simple and firm manner, and the invention consists in the construction hereinafter described and particularly recited in the claims.

In carrying out my invention, I employ a sheet-metal cup-shaped socket 2 of substantially usual form adapted to receive and hold a stick of carbon 3. This socket is struck up from sheet metal, and the closed end is struck inward to form an annular recess 4, and the bottom of this recess is cut to form two openings 5 and 6 on opposite sides of the central line leaving a transverse bar 7. The outer edges of these perforations are rounded. In connection with the socket I employ a screw 8 formed with an annular flange 9 corresponding in diameter to the diameter of the recess into which it will fit, and the head 10 is formed with a slot 11 corresponding in width to the width of the bar 7 the portions of the head on opposite sides

of the slot corresponding in dimensions to the perforations 4 and 5. These projections of the head or prongs are inserted through the perforations in the socket and the ends of the head are turned outward or upset against the inner face of the socket so as to firmly rivet the screw to the socket with the flange in the recess. The screw is thus firmly secured to the socket and the parts cannot be turned with relation to each other.

I claim:—

1. A carbon cap consisting of a sheet metal socket formed in its closed end with two perforations, combined with a screw having a slotted head forming two projections which extend through said perforations and are upset inside the socket, whereby the screw is firmly interlocked with the socket.

2. A carbon cap consisting of a socket struck up from sheet metal and formed in its closed end with a recess and with two perforations on opposite sides of the center, combined with a screw having a notch in its outer end forming two projections which pass through said perforations and which are upset inside the socket, whereby the screw is interlocked with the socket.

3. A carbon cap consisting of a cup-shaped sheet metal socket formed in its closed end with a recess, and with two perforations one on each side of the center, combined with a screw formed with a flange adapted to be seated in said recess, and with a slotted head, the portions of which are passed through the said perforations in the socket and upset inside the socket whereby the screw is interlocked with the socket.

In testimony whereof, I have signed this specification in the presence of two subscribing witnesses.

ADOLPH C. RECKER.

Witnesses:

R. O. PALMER,
J. S. NEAGLE.