

(19)



(11)

**EP 3 012 254 A1**

(12)

**EUROPEAN PATENT APPLICATION**

(43) Date of publication:  
**27.04.2016 Bulletin 2016/17**

(51) Int Cl.:  
**C07D 401/12** <sup>(2006.01)</sup> **A61K 31/4709** <sup>(2006.01)</sup>  
**A61P 11/00** <sup>(2006.01)</sup> **A61P 11/06** <sup>(2006.01)</sup>

(21) Application number: **15196303.0**

(22) Date of filing: **13.02.2004**

(84) Designated Contracting States:  
**AT BE BG CH CY CZ DE DK EE ES FI FR GB GR  
HU IE IT LI LU MC NL PT RO SE SI SK TR**  
Designated Extension States:  
**LT LV**

(30) Priority: **14.02.2003 US 447843 P**  
**01.05.2003 US 467035 P**

(62) Document number(s) of the earlier application(s) in  
accordance with Art. 76 EPC:  
**10173127.1 / 2 246 345**  
**04711253.7 / 1 615 889**

(71) Applicant: **Theravance Respiratory Company, LLC**  
**South San Francisco, CA 94080 (US)**

(72) Inventors:  
• **CHEN, Yen**  
**Burlingame, CA California 94010 (US)**  
• **HUGHES, Adam**  
**Belmont, CA California 94002 (US)**  
• **MAMMEN, Mathai**  
**Redwood Shores, CA California 94065 (US)**

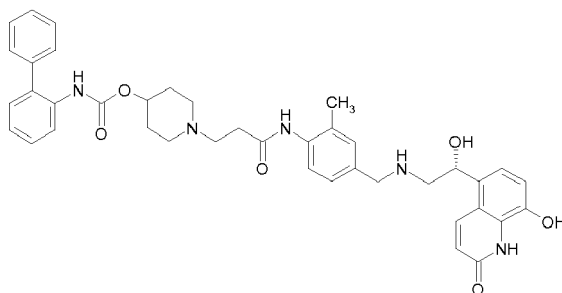
(74) Representative: **Sardharwala, Fatema Elyasali**  
**GlaxoSmithKline**  
**Global Patents (CN925.1)**  
**980 Great West Road**  
**Brentford, Middlesex TW8 9GS (GB)**

Remarks:

This application was filed on 25-11-2015 as a  
divisional application to the application mentioned  
under INID code 62.

(54) **BIPHENYL DERIVATIVE AND ITS USE FOR TREATING PULMONARY DISORDERS**

(57) This invention relates to a biphenyl derivative useful for treating pulmonary disorders such as chronic obstructive pulmonary disease and asthma. The invention also relates to pharmaceutical compositions comprising such a biphenyl derivative and such a biphenyl derivative for use in therapy.

**EP 3 012 254 A1**

## Description

## BACKGROUND OF THE INVENTION

## Field of the Invention

**[0001]** The present invention relates to novel biphenyl derivatives that are useful for treating pulmonary disorders. This invention also relates to pharmaceutical compositions comprising such biphenyl derivatives, processes and intermediates for preparing such biphenyl derivatives and methods of using such biphenyl derivatives to treat pulmonary disorders.

## State of the Art

**[0002]** Pulmonary disorders, such as asthma and chronic obstructive pulmonary disease (COPD), are commonly treated with bronchodilators. One class of bronchodilator in widespread use consists of  $\beta_2$  adrenergic receptor (adrenoceptor) agonists, such as albuterol, formoterol and salmeterol. These compounds are generally administered by inhalation. Another class of bronchodilator consists of muscarinic receptor antagonists (anticholinergic compounds), such as ipratropium and tiotropium. These compounds are also typically administered by inhalation.

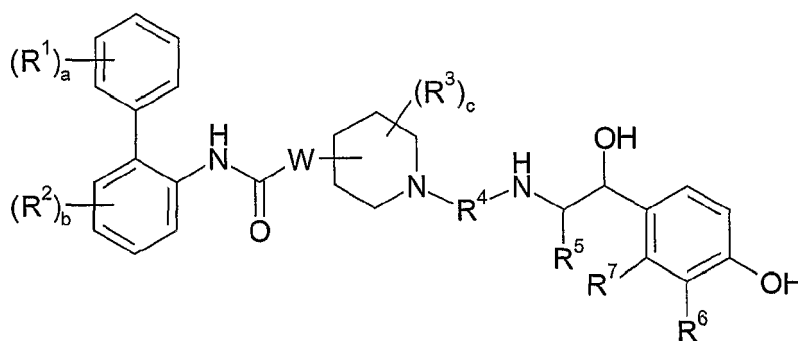
**[0003]** Pharmaceutical compositions containing both a  $\beta_2$  adrenergic receptor agonist and a muscarinic receptor antagonist are also known in the art for use in treating pulmonary disorders. For example, U.S. Patent No. 6,433,027 discloses medicament compositions containing a muscarinic receptor antagonist, such as tiotropium bromide, and a  $\beta_2$  adrenergic receptor agonist, such as formoterol fumarate.

**[0004]** Although compounds having either  $\beta_2$  adrenergic receptor agonist or muscarinic receptor antagonist activity are known, no compound having both  $\beta_2$  adrenergic receptor agonist and muscarinic receptor antagonist activity has been previously disclosed. Compounds possessing both  $\beta_2$  adrenergic receptor agonist and muscarinic receptor antagonist activity are highly desirable since such bifunctional compounds would provide bronchodilation through two independent modes of action while having single molecule pharmacokinetics.

## SUMMARY OF THE INVENTION

**[0005]** The present invention provides novel biphenyl derivatives that are useful for treating pulmonary disorders. Among other properties, compounds of this invention have been found to possess both  $\beta_2$  adrenergic receptor agonist and muscarinic receptor antagonist activity.

**[0006]** Accordingly, in one of its composition aspects, the present invention is directed to a compound of formula I:



I

wherein:

a is 0 or an integer of from 1 to 3;

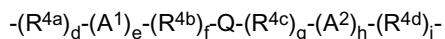
each  $R^1$  is independently selected from (1-4C)alkyl, (2-4C)alkenyl, (2-4C)alkynyl, (3-6C)cycloalkyl, cyano, halo,  $-OR^{1a}$ ,  $-C(O)OR^{1b}$ ,  $-SR^{1c}$ ,  $-S(O)R^{1d}$ ,  $-S(O)_2R^{1e}$  and  $-NR^{1f}R^{1g}$ ;

each of  $R^{1a}$ ,  $R^{1b}$ ,  $R^{1c}$ ,  $R^{1d}$ ,  $R^{1e}$ ,  $R^{1f}$  and  $R^{1g}$  is independently hydrogen, (1-4C)alkyl or phenyl-(1-4C)alkyl;

b is 0 or an integer of from 1 to 3;

each  $R^2$  is independently selected from (1-4C)alkyl, (2-4C)alkenyl, (2-4C)alkynyl, (3-6C)cycloalkyl, cyano, halo,  $-OR^{2a}$ ,  $-C(O)OR^{2b}$ ,  $-SR^{2c}$ ,  $-S(O)R^{2d}$ ,  $-S(O)_2R^{2e}$  and  $NR^{2f}R^{2g}$ ;

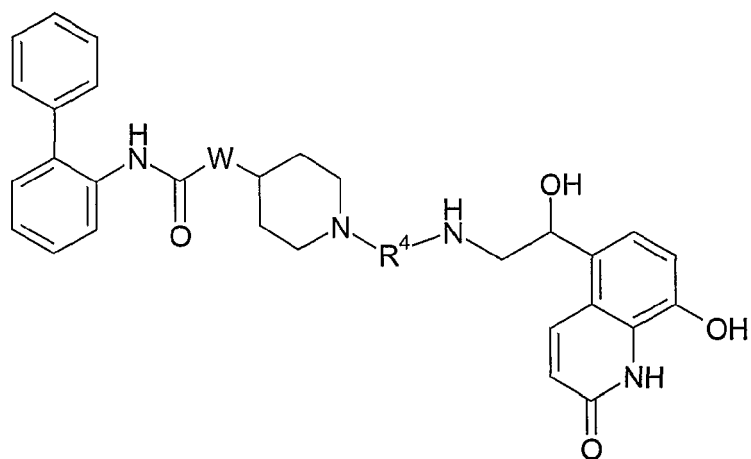
each of R<sup>2a</sup>, R<sup>2b</sup>, R<sup>2c</sup>, R<sup>2d</sup>, R<sup>2e</sup>, R<sup>2f</sup> and R<sup>2g</sup> is independently hydrogen, (1-4C)alkyl or phenyl-(1-4C)alkyl;  
 W is attached to the 3- or 4-position with respect to the nitrogen atom in the piperidine ring and represents O or NW<sup>a</sup>;  
 W<sup>a</sup> is hydrogen or (1-4C)alkyl;  
 c is 0 or an integer of from 1 to 4;  
 each R<sup>3</sup> is independently selected from (1-4C)alkyl, (2-4C)alkenyl, (2-4C)alkynyl, (3-6C)cycloalkyl, cyano, halo,  
 -OR<sup>3a</sup>, -C(O)OR<sup>3b</sup>, -SR<sup>3c</sup>, -S(O)R<sup>3d</sup>, -S(O)<sub>2</sub>R<sup>3e</sup> and -NR<sup>3f</sup>R<sup>3g</sup>; or two R<sup>3</sup> groups are joined to form (1-3C)alkylene,  
 (2-3C)alkenylene or oxiran-2,3-diyl;  
 each of R<sup>3a</sup>, R<sup>3b</sup>, R<sup>3c</sup>, R<sup>3d</sup>, R<sup>3e</sup>, R<sup>3f</sup> and R<sup>3g</sup> is independently hydrogen or (1-4C)alkyl;  
 R<sup>4</sup> is a divalent group of the formula:



wherein

d, e, f, g, h and i are each independently selected from 0 and 1;  
 R<sup>4a</sup>, R<sup>4b</sup>, R<sup>4c</sup> and R<sup>4d</sup> are each independently selected from (1-10C)alkylene, (2-10C)alkenylene and (2-10C)alkynylene, wherein each alkylene, alkenylene or alkynylene group is unsubstituted or substituted with from 1 to 5 substituents independently selected from (1-4C)alkyl, fluoro, hydroxy, phenyl and phenyl-(1-4C)alkyl;  
 A<sup>1</sup> and A<sup>2</sup> are each independently selected from (3-7C)cycloalkylene, (6-10C)arylene, -O-(6-10C)arylene, (6-10C)arylene-O-, (2-9C)heteroarylene, -O-(2-9C)heteroarylene, (2-9C)heteroarylene-O- and (3-6C)heterocyclene, wherein each cycloalkylene is unsubstituted or substituted with from 1 to 4 substituents selected independently from (1-4C)alkyl, and each arylene, heteroarylene or heterocyclene group is unsubstituted or substituted with from 1 to 4 substituents independently selected from halo, (1-4C)alkyl, (1-4C)alkoxy, -S-(1-4C)alkyl, -S(O)-(1-4C)alkyl, -S(O)<sub>2</sub>-(1-4C)alkyl, -C(O)O(1-4C)alkyl, carboxy, cyano, hydroxy, nitro, trifluoromethyl and trifluoromethoxy;  
 Q is selected from a bond, -O-, -C(O)O-, -OC(O)-, -S-, -S(O)-, -S(O)<sub>2</sub>-, -N(Q<sup>a</sup>)C(O)-, -C(O)N(Q<sup>b</sup>)-, -N(Q<sup>c</sup>)S(O)<sub>2</sub>-, -S(O)<sub>2</sub>N(Q<sup>d</sup>)-, -N(Q<sup>e</sup>)C(O)N(Q<sup>f</sup>)-, -N(Q<sup>g</sup>)S(O)<sub>2</sub>N(Q<sup>h</sup>)-, -OC(O)N(Q<sup>i</sup>)-, -N(Q<sup>j</sup>)C(O)O- and N(Q<sup>k</sup>);  
 Q<sup>a</sup>, Q<sup>b</sup>, Q<sup>c</sup>, Q<sup>d</sup>, Q<sup>e</sup>, Q<sup>f</sup>, Q<sup>g</sup>, Q<sup>h</sup>, Q<sup>i</sup>, Q<sup>j</sup> and Q<sup>k</sup> are each independently selected from hydrogen, (1-6C)alkyl, A<sup>3</sup> and (1-4C)alkylene-A<sup>4</sup>, wherein the alkyl group is unsubstituted or substituted with from 1 to 3 substituents independently selected from fluoro, hydroxy and (1-4C)alkoxy; or together with the nitrogen atom and the group R<sup>4b</sup> or R<sup>4c</sup> to which they are attached, form a 4-6 membered azacycloalkylene group;  
 A<sup>3</sup> and A<sup>4</sup> are each independently selected from (3-6C)cycloalkyl, (6-10C)aryl, (2-9C)heteroaryl and (3-6C)heterocyclyl, wherein each cycloalkyl is unsubstituted or substituted with from 1 to 4 substituents selected independently from (1-4C)alkyl and each aryl, heteroaryl or heterocyclyl group is unsubstituted or substituted with from 1 to 4 substituents independently selected from halo, (1-4C)alkyl and (1-4C)alkoxy;  
 provided that the number of contiguous atoms in the shortest chain between the two nitrogen atoms to which R<sup>4</sup> is attached is in the range of from 4 to 16;  
 R<sup>5</sup> represents hydrogen or (1-4C)alkyl;  
 R<sup>6</sup> is -NR<sup>6a</sup>CR<sup>6b</sup>(O) or -CR<sup>6c</sup>R<sup>6d</sup>OR<sup>6e</sup> and R<sup>7</sup> is hydrogen; or R<sup>6</sup> and R<sup>7</sup> together form -NR<sup>7a</sup>C(O)-CR<sup>7b</sup>=CR<sup>7c</sup>-, -CR<sup>7d</sup>=CR<sup>7e</sup>-C(O)-NR<sup>7f</sup>-, -NR<sup>7g</sup>C(O)-CR<sup>7h</sup>R<sup>7i</sup>-CR<sup>7j</sup>R<sup>7k</sup>- or -CR<sup>7l</sup>R<sup>7m</sup>-CR<sup>7n</sup>R<sup>7o</sup>-C(O)-NR<sup>7p</sup>-;  
 each of R<sup>6a</sup>, R<sup>6b</sup>, R<sup>6c</sup>, R<sup>6d</sup> and R<sup>6e</sup> is independently hydrogen or (1-4C)alkyl; and  
 each of R<sup>7a</sup>, R<sup>7b</sup>, R<sup>7c</sup>, R<sup>7d</sup>, R<sup>7e</sup>, R<sup>7f</sup>, R<sup>7g</sup>, R<sup>7h</sup>, R<sup>7i</sup>, R<sup>7j</sup>, R<sup>7k</sup>, R<sup>7l</sup>, R<sup>7m</sup>, R<sup>7n</sup>, R<sup>7o</sup> and R<sup>7p</sup> is independently hydrogen or (1-4C)alkyl;  
 or a pharmaceutically acceptable salt or solvate or stereoisomer thereof.

[0007] In another of its composition aspects, this invention is directed to a compound of formula II:

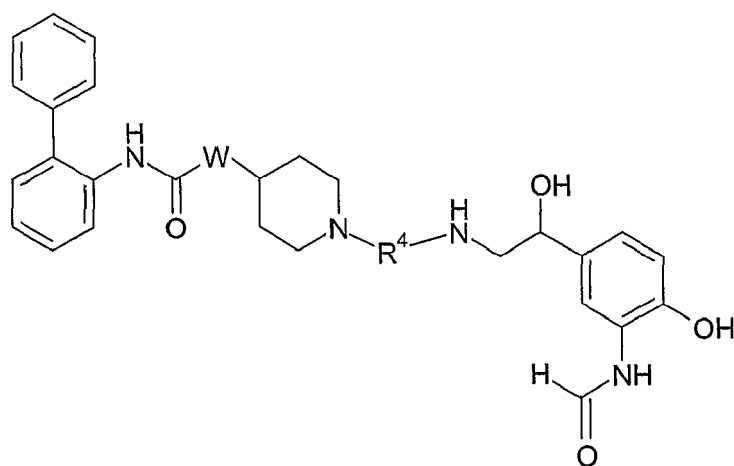


II

wherein

R<sup>4</sup> is as defined herein (including any specific or preferred embodiments);  
W represents O or NH;  
or a pharmaceutically acceptable salt or solvate or stereoisomer thereof.

**[0008]** In yet another of its composition aspects, this invention is directed to a compound of formula III:

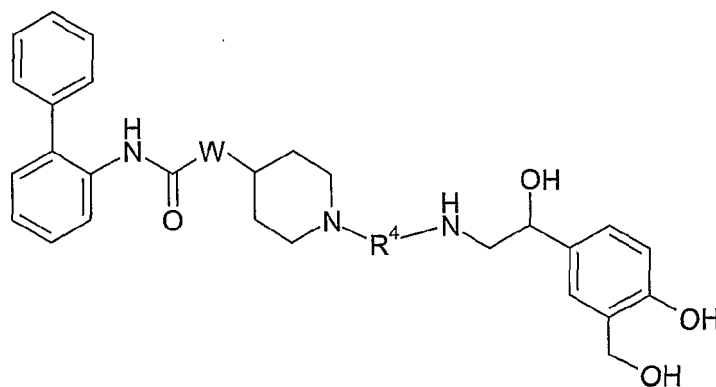


III

wherein

R<sup>4</sup> is as defined herein (including any specific or preferred embodiments);  
W represents O or NH;  
or a pharmaceutically acceptable salt or solvate or stereoisomer thereof.

**[0009]** In still another of its composition aspects, this invention is directed to a compound of formula IV:



IV

wherein

R<sup>4</sup> is as defined herein (including any specific or preferred embodiments);  
 W represents O or NH;  
 or a pharmaceutically acceptable salt or solvate or stereoisomer thereof.

**[0010]** In another of its composition aspects, this invention is directed to a pharmaceutical composition comprising a pharmaceutically acceptable carrier and a therapeutically effective amount of a compound of formula I or a pharmaceutically acceptable salt or solvate or stereoisomer thereof. Such pharmaceutical compositions may optionally contain other therapeutic agents. Accordingly, in one embodiment, this invention is directed to such a pharmaceutical composition wherein the composition further comprises a therapeutically effective amount of a steroidal anti-inflammatory agent, such as a corticosteroid.

**[0011]** Compounds of this invention possess both  $\beta_2$  adrenergic receptor agonist activity and muscarinic receptor antagonist activity. Accordingly, the compounds of formula I are useful for treating pulmonary disorders, such as asthma and chronic obstructive pulmonary disease.

**[0012]** Accordingly, in one of its method aspects, this invention is directed to a method for treating a pulmonary disorder, the method comprising administering to a patient in need of treatment a therapeutically effective amount of a compound of formula I or a pharmaceutically acceptable salt or solvate or stereoisomer thereof.

**[0013]** Additionally, in another of its method aspects, this invention is directed to a method of providing bronchodilation in a patient, the method comprising administering to a patient requiring bronchodilation a therapeutically effective amount of a compound of formula I or a pharmaceutically acceptable salt or solvate or stereoisomer thereof.

**[0014]** This invention is also directed to a method of treating chronic obstructive pulmonary disease or asthma, the method comprising administering to a patient in need of treatment a therapeutically effective amount of a compound of formula I or a pharmaceutically acceptable salt or solvate or stereoisomer thereof.

**[0015]** Since compounds of this invention possess both  $\beta_2$  adrenergic receptor agonist activity and muscarinic receptor antagonist activity, such compounds are also useful as research tools. Accordingly, in yet another of its method aspects, this invention is directed to a method for using a compound of formula I or a pharmaceutically acceptable salt or solvate or stereoisomer thereof as a research tool for studying a biological system or sample, or for discovering new chemical compounds having both  $\beta_2$  adrenergic agonist activity and muscarinic receptor antagonist activity.

**[0016]** This invention is also directed to processes and novel intermediates useful for preparing compounds of formula I or a pharmaceutically acceptable salt or solvate or stereoisomer thereof. Accordingly, in another of its method aspects, this invention is directed to a process of preparing a compound of formula I, the process comprising:

- (a) reacting a compound of formula 1 or a salt thereof, with a compound of formula 2;
- (b) reacting a compound of formula 3 or a salt thereof, with a compound of formula 4;
- (c) coupling a compound of formula 5 with a compound of formula 6;
- (d) for a compound of formula I wherein R<sup>5</sup> represents a hydrogen atom, reacting a compound of formula 3 with a compound of formula 7 or a hydrate thereof, in the presence of a reducing agent;
- (e) reacting a compound of formula 1 with a compound of formula 8 or a hydrate thereof, in the presence of a reducing agent;
- (f) reacting a compound of formula 9, with a compound of formula 10; or
- (g) reacting a compound of formula 11 or a hydrate thereof, with a compound of formula 10, in the presence of a

reducing agent;

and then removing any protecting groups to form a compound of formula I; wherein the compounds of formula **1-11** are as defined therein.

**[0017]** In one embodiment, the above process further comprises the step of forming a pharmaceutically acceptable salt of a compound of formula I. In other embodiments, this invention is directed to the other processes described herein; and to the product prepared by any of the processes described herein.

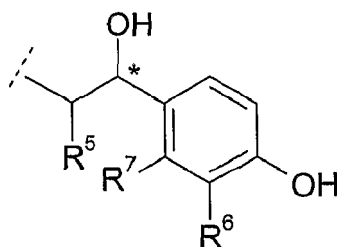
**[0018]** This invention is also directed to a compound of formula I or a pharmaceutically acceptable salt or solvate or stereoisomer thereof, for use in therapy or as a medicament.

**[0019]** Additionally, this invention is directed to the use of a compound of formula I or a pharmaceutically acceptable salt or solvate or stereoisomer thereof, for the manufacture of a medicament; especially for the manufacture of a medicament for the treatment of a pulmonary disorder.

## DETAILED DESCRIPTION OF THE INVENTION

**[0020]** In one of its composition aspects, this invention is directed to novel biphenyl derivatives of formula I or pharmaceutically acceptable salts or solvates or stereoisomers thereof. These compounds contain one or more chiral centers and therefore, this invention is directed to racemic mixtures; pure stereoisomers (i.e., enantiomers or diastereomers); stereoisomer-enriched mixtures and the like unless otherwise indicated. When a particular stereoisomer is shown or named herein, it will be understood by those skilled in the art that minor amounts of other stereoisomers may be present in the compositions of this invention unless otherwise indicated, provided that the utility of the composition as a whole is not eliminated by the presence of such other isomers.

**[0021]** In particular, compounds of formula I contain a chiral center at the carbon atom indicated by the symbol \* in the following formula:



**[0022]** In one embodiment of this invention, the carbon atom identified by the symbol \* has the (*R*) configuration. In this embodiment, it is preferred for compounds of formula I to have the (*R*) configuration at the carbon atom identified by the symbol \* or to be enriched in a stereoisomeric form having the (*R*) configuration at this carbon atom. In another embodiment of this invention, the carbon atom identified by the symbol \* has the (*S*) configuration. In this embodiment, it is preferred for compounds of formula I to have the (*S*) configuration at the carbon atom identified by the symbol \* or to be enriched in a stereoisomeric form having the (*S*) configuration at this carbon atom. In some cases, in order to optimize the  $\beta_2$  adrenergic agonist activity of the compounds of this invention, it is preferred that the carbon atom identified by the symbol \* has the (*R*) configuration.

**[0023]** The compounds of formula I also contain several basic groups (e.g., amino groups) and therefore, the compounds of formula I can exist as the free base or in various salt forms. All such salt forms are included within the scope of this invention. Furthermore, solvates of compounds of formula I or salts thereof are included within the scope of this invention.

**[0024]** Additionally, where applicable, all *cis-trans* or *E/Z* isomers (geometric isomers), tautomeric forms and topoiso-meric forms of the compounds of formula I are included within the scope of this invention unless otherwise specified.

**[0025]** The nomenclature used herein to name the compounds of this invention and intermediates thereof has generally been derived using the commercially-available AutoNom software (MDL, San Leandro, California). Typically, compounds of formula I wherein W is O have been named as ester derivatives of biphenyl-2-ylcarbamic acid; and compounds of formula I wherein W is NW<sup>a</sup> have been named as urea derivatives.

## Representative Embodiments

**[0026]** The following substituents and values are intended to provide representative examples of various aspects and embodiments of this invention. These representative values are intended to further define and illustrate such aspects and embodiments and are not intended to exclude other embodiments or to limit the scope of this invention. In this

regard, the representation that a particular value or substituent is preferred is not intended in any way to exclude other values or substituents from this invention unless specifically indicated.

**[0027]** In particular embodiments of the compounds of formula I, a and b are independently 0, 1 or 2; including 0 or 1. In one embodiment, both a and b are 0.

**[0028]** When present, each R<sup>1</sup> may be at the 2, 3, 4, 5 or 6-position of the phenyl ring to which it is attached. In one embodiment, each R<sup>1</sup> is independently selected from (1-4C)alkyl, halo, -OR<sup>1a</sup> and -NR<sup>1f</sup>R<sup>1g</sup>; such as methyl, fluoro, chloro, bromo, hydroxy, methoxy, amino, methylamino, dimethylamino and the like. Particular values for R<sup>1</sup> are fluoro or chloro.

**[0029]** When present, each R<sup>2</sup> may be at the 3, 4, 5 or 6-position on the phenylene ring to which it is attached (where the carbon atom on the phenylene ring attached to the nitrogen atom is position 1). In one embodiment, each R<sup>2</sup> is independently selected from (1-4C)alkyl, halo, -OR<sup>2a</sup> and -NR<sup>2f</sup>R<sup>2g</sup>; such as methyl, fluoro, chloro, bromo, hydroxy, methoxy, amino, methylamino, dimethylamino and the like. Particular values for R<sup>2</sup> are fluoro or chloro.

**[0030]** Each R<sup>1a</sup>, R<sup>1b</sup>, R<sup>1c</sup>, R<sup>1d</sup>, R<sup>1e</sup>, R<sup>1f</sup> and R<sup>1g</sup> and R<sup>2a</sup>, R<sup>2b</sup>, R<sup>2c</sup>, R<sup>2d</sup>, R<sup>2e</sup>, R<sup>2f</sup> and R<sup>2g</sup> as used in R<sup>1</sup> and R<sup>2</sup>, respectively, is independently hydrogen, (1-4C)alkyl or phenyl-(1-4C)alkyl; such as hydrogen, methyl, ethyl, *n*-propyl, isopropyl, *n*-butyl, *sec*-butyl, isobutyl, *tert*-butyl or benzyl. In one embodiment, these groups are independently hydrogen or (1-3C)alkyl. In another embodiment, these groups are independently hydrogen, methyl or ethyl.

**[0031]** In one embodiment of this invention, W is O. In another embodiment, W is NW<sup>a</sup>.

**[0032]** Generally, it has been found that compounds in which W represents O exhibit particularly high affinity for muscarinic and  $\beta_2$  adrenergic receptors. Accordingly, in a particular embodiment of this invention, W preferably represents O.

**[0033]** When referring to W, particular mention may be made of compounds wherein W is attached to the piperidine ring at the 4-position with respect to the nitrogen atom of the piperidine ring.

**[0034]** When W is NW<sup>a</sup>, W<sup>a</sup> is hydrogen or (1-4C)alkyl; such as hydrogen, methyl, ethyl, *n*-propyl, isopropyl, *n*-butyl, *sec*-butyl, isobutyl and *tert*-butyl. In one embodiment, W<sup>a</sup> is hydrogen or (1-3C)alkyl. In another embodiment, W<sup>a</sup> is hydrogen, methyl or ethyl; such as hydrogen or methyl. In yet another embodiment, W<sup>a</sup> is hydrogen and NW<sup>a</sup> is NH.

**[0035]** In a particular embodiment of the compounds of formula I, c is 0, 1 or 2; including 0 or 1. In one embodiment, c is 0.

**[0036]** In one embodiment, each R<sup>3</sup> is at the 3, 4 or 5-position on the piperidine ring (where the nitrogen atom of the piperidine ring is position 1). In another embodiment, R<sup>3</sup> is at 4-position on the piperidine ring. In a particular aspect of these embodiments, each R<sup>3</sup> is independently selected from (1-4C)alkyl; such as methyl, ethyl, *n*-propyl, isopropyl, *n*-butyl, *sec*-butyl, isobutyl and *tert*-butyl. In another aspect, each R<sup>3</sup> is independently methyl or ethyl.

**[0037]** In another embodiment, R<sup>3</sup> is at the 1-position of the piperidine ring, i.e., on the nitrogen atom of the piperidine ring thus forming a quaternary amine salt. In a particular aspect of this embodiment, each R<sup>3</sup> is independently selected from (1-4C)alkyl; such as methyl, ethyl, *n*-propyl, isopropyl, *n*-butyl, *sec*-butyl, isobutyl and *tert*-butyl. In another aspect, each R<sup>3</sup> is independently methyl or ethyl.

**[0038]** In yet another embodiment, two R<sup>3</sup> groups are joined to form a (1-3C)alkylene or (2-3C)alkenylene group. For example, two R<sup>3</sup> groups at the 2 and 6-positions on the piperidine ring can be joined to form an ethylene bridge (i.e., the piperidine ring and the R<sup>3</sup> groups form an 8-azabicyclo[3.2.1]octane ring); or two R<sup>3</sup> groups at the 1 and 4-positions on the piperidine ring can be joined to form an ethylene bridge (i.e., the piperidine ring and the R<sup>3</sup> groups form a 1-azabicyclo[2.2.2]octane ring). In this embodiment, other R<sup>3</sup> groups as defined herein may also be present.

**[0039]** In still another embodiment, two R<sup>3</sup> groups are joined to form an oxiran-2,3-diyl group. For example, two R<sup>3</sup> groups at the 2 and 6-positions on the piperidine ring can be joined to form a 3-oxatricyclo[3.3.1.0<sup>2,4</sup>]nonane ring). In this embodiment, other R<sup>3</sup> groups as defined herein may also be present.

**[0040]** Each R<sup>3a</sup>, R<sup>3b</sup>, R<sup>3c</sup>, R<sup>3d</sup>, R<sup>3e</sup>, R<sup>3f</sup> and R<sup>3g</sup> as used in R<sup>3</sup> is independently hydrogen or (1-4C)alkyl; such as hydrogen, methyl, ethyl, *n*-propyl, isopropyl, *n*-butyl, *sec*-butyl, isobutyl and *tert*-butyl. In one embodiment, these groups are independently hydrogen or (1-3C)alkyl. In another embodiment, these groups are independently hydrogen, methyl or ethyl.

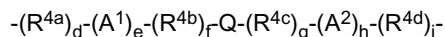
**[0041]** In one embodiment of the compounds of formula I, R<sup>5</sup> is hydrogen or (1-4C)alkyl; such as hydrogen, methyl, ethyl, *n*-propyl, isopropyl, *n*-butyl, *sec*-butyl, isobutyl and *tert*-butyl. In another embodiment, each R<sup>5</sup> is independently hydrogen, methyl or ethyl. In a particular embodiment, R<sup>5</sup> is hydrogen.

**[0042]** In one embodiment of this invention, R<sup>6</sup> is -NR<sup>6a</sup>CR<sup>6b</sup>(O) and R<sup>7</sup> is hydrogen, where each of R<sup>6a</sup> and R<sup>6b</sup> is independently hydrogen or (1-4C)alkyl, such as hydrogen, methyl, ethyl, *n*-propyl, isopropyl, *n*-butyl, *sec*-butyl, isobutyl and *tert*-butyl. In one embodiment, these groups are independently hydrogen or (1-3C)alkyl. In another embodiment, these groups are independently hydrogen, methyl or ethyl. A particular value for R<sup>6</sup> in this embodiment is -NHCHO.

**[0043]** In another embodiment, R<sup>6</sup> and R<sup>7</sup> together form -NR<sup>7a</sup>C(O)-CR<sup>7b</sup>=CR<sup>7c</sup>-, -CR<sup>7d</sup>=CR<sup>7e</sup>-C(O)-NR<sup>7f</sup>-, -NR<sup>7g</sup>C(O)-CR<sup>7h</sup>R<sup>7i</sup>-CR<sup>7j</sup>R<sup>7k</sup>- or -CR<sup>7l</sup>R<sup>7m</sup>-CR<sup>7n</sup>R<sup>7o</sup>-C(O)-NR<sup>7p</sup>-; where each of R<sup>7a</sup>, R<sup>7b</sup>, R<sup>7c</sup>, R<sup>7d</sup>, R<sup>7e</sup>, R<sup>7f</sup>, R<sup>7g</sup>, R<sup>7h</sup>, R<sup>7i</sup>, R<sup>7j</sup>, R<sup>7k</sup>, R<sup>7l</sup>, R<sup>7m</sup>, R<sup>7n</sup>, R<sup>7o</sup> and R<sup>7p</sup> is independently hydrogen or (1-4C)alkyl; such as hydrogen, methyl, ethyl, *n*-propyl, isopropyl, *n*-butyl, *sec*-butyl, isobutyl and *tert*-butyl. In one embodiment, these groups are independently hydrogen or (1-3C)alkyl. In another embodiment, these groups are independently hydrogen, methyl or ethyl. Particular values for

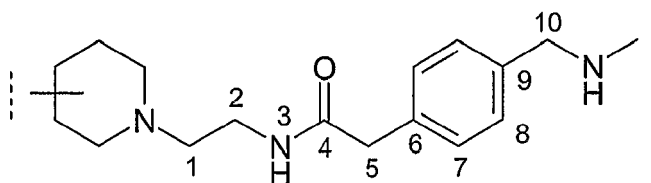
R<sup>6</sup> and R<sup>7</sup> in this embodiment are R<sup>6</sup> and R<sup>7</sup> together form -NHC(O)-CH=CH-, -CH=CH-C(O)-NH-, -CH<sub>2</sub>-CH<sub>2</sub>-C(O)NH- or NHC(O)-CH<sub>2</sub>-CH<sub>2</sub>-; including where R<sup>6</sup> and R<sup>7</sup> together form -NHC(O)-CH=CH- or -CH=CH-C(O)-NH-; and in particular, where R<sup>6</sup> and R<sup>7</sup> together form -NHC(O)-CH=CH- (i.e., the nitrogen atom is attached at R<sup>6</sup> and the carbon atom is attached at R<sup>7</sup> to form, together with the hydroxyphenyl ring to which R<sup>6</sup> and R<sup>7</sup> are attached, a 8-hydroxy-2-oxo-1,2-dihydroquinolin-5-yl group).

**[0044]** In the compounds of formula I, R<sup>4</sup> is a divalent group of the formula:



wherein R<sup>4a</sup>, A<sup>1</sup>, R<sup>4b</sup>, Q, R<sup>4c</sup>, A<sup>2</sup>, R<sup>4d</sup>, d, e, f, g, h and i are as defined herein. In the compound of this invention, the values of each of the components R<sup>4a</sup>, A<sup>1</sup>, R<sup>4b</sup>, Q, R<sup>4c</sup>, A<sup>2</sup> and R<sup>4d</sup> are selected such that the number of contiguous atoms in the shortest chain between the two nitrogen atoms to which R<sup>4</sup> is attached is in the range of from 4 to 16, (specifically, 4, 5, 6, 7, 8, 9, 10, 11, 12, 13, 14, 15 or 16); including 8, 9, 10, 11, 12, 13 or 14; such as 8, 9, 10 or 11; or 9 or 10. When selecting values for each variable in R<sup>4</sup>, it will be appreciated by those skilled in the art that values should be selected such that a chemically stable group is formed.

**[0045]** When determining the number of contiguous atoms in the shortest chain between the two nitrogen atoms to which R<sup>4</sup> is attached, each contiguous atom of the chain is counted consecutively starting from the first atom in the R<sup>4</sup> group adjacent to the nitrogen of the piperidine ring ending with the last atom in the R<sup>4</sup> group adjacent to the nitrogen of the aminohydroxyethyl group. Where two or more chains are possible, the shortest chain is used to determine the number of contiguous atoms. As shown below, for example, when R<sup>4</sup> is -(CH<sub>2</sub>)<sub>2</sub>-NHC(O)-CH<sub>2</sub>-(phen-1,4-ylene)-CH<sub>2</sub>-, there are 10 contiguous atoms in the shortest chain counted consecutively starting from the first atom in the R<sup>4</sup> group adjacent to the nitrogen of the piperidine ring ending with the last atom in the R<sup>4</sup> group adjacent to the nitrogen of the aminohydroxyethyl group as shown below:



In one embodiment of R<sup>4</sup>, R<sup>4a</sup> is selected from (1-10C)alkylene, (2-10C)alkenylene and (2-10C)alkynylene wherein the alkylene group is unsubstituted or substituted with 1 or 2 substituents independently selected from (1-4C)alkyl, hydroxy and phenyl. Representative examples of particular values for R<sup>4a</sup> are -(CH<sub>2</sub>)<sub>2</sub>-, -(CH<sub>2</sub>)<sub>3</sub>-, -(CH<sub>2</sub>)<sub>4</sub>-, -(CH<sub>2</sub>)<sub>5</sub>-, -(CH<sub>2</sub>)<sub>6</sub>-, -(CH<sub>2</sub>)<sub>7</sub>-, -(CH<sub>2</sub>)<sub>8</sub>-, -(CH<sub>2</sub>)<sub>9</sub>-, -(CH<sub>2</sub>)<sub>10</sub>-, -(CH<sub>2</sub>)CH(CH<sub>3</sub>)-, -(CH<sub>2</sub>)C(CH<sub>3</sub>)<sub>2</sub>-, and -(CH<sub>2</sub>)<sub>2</sub>C(phenyl)<sub>2</sub>-. In another aspect, R<sup>4a</sup> is -(CH<sub>2</sub>)C(=CH<sub>2</sub>)-

**[0046]** In one embodiment, d is 1.

**[0047]** In one embodiment, A<sup>1</sup> is an optionally substituted (3-7C)cycloalkylene group; including a cyclohexylene group, such as cyclohex-1,4-ylene and cyclohex-1,3-ylene; and a cyclopentylene group, such as cyclopent-1,3-ylene.

**[0048]** In another embodiment, A<sup>1</sup> is an optionally substituted (6-10C)arylene group, including a phenylene group, such as phen-1,4-ylene, phen-1,3-ylene and phen-1,2-ylene; and a naphthylene group, such as naphth-1,4-ylene and naphth-1,5-ylene.

**[0049]** In yet another embodiment, A<sup>1</sup> is an optionally substituted (2-9C)heteroarylene group, including a pyridylene group, such as pyrid-1,4-ylene; a furylene group, such as fur-2,5-ylene and fur-2,4-ylene; a thienylene group, such as thien-2,5-ylene and thien-2,4-ylene; and a pyrrolylene, such as pyrrol-2,5-ylene and pyrrol-2,4-ylene.

**[0050]** In still another embodiment, A<sup>1</sup> is an optionally substituted (3-6C)heterocyclene group, including a piperidinylene group, such as piperidin-1,4-ylene; and a pyrrolidinylene group, such as pyrrolidin-2,5-ylene.

**[0051]** In a particular embodiment, A<sup>1</sup> is an optionally substituted phenylene, thienylene, cyclopentylene, cyclohexylene or piperidinylene.

**[0052]** In one embodiment, e is 0.

**[0053]** In a particular embodiment, R<sup>4b</sup> is (1-5C)alkylene. Representative examples of particular values for R<sup>4b</sup> are -CH<sub>2</sub>-, -(CH<sub>2</sub>)<sub>2</sub>-, -(CH<sub>2</sub>)<sub>3</sub>-, -(CH<sub>2</sub>)<sub>4</sub>-, -(CH<sub>2</sub>)<sub>5</sub>-; including methylene, ethylene and propylene.

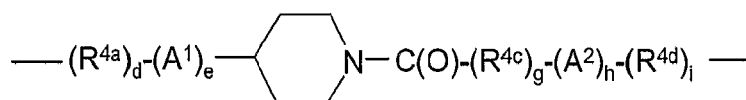
**[0054]** In one embodiment, f is 0.

**[0055]** In a particular embodiment, Q is selected from a bond, -N(Q<sup>a</sup>)C(O)-, -C(O)N(Q<sup>b</sup>)-, -N(Q<sup>c</sup>)S(O)<sub>2</sub>-, -S(O)<sub>2</sub>N(Q<sup>d</sup>)-, -N(Q<sup>e</sup>)C(O)N(Q<sup>f</sup>)-, -OC(O)N(Q<sup>i</sup>)-, -N(Q<sup>i</sup>)C(O)O- or -N(Q<sup>k</sup>); such as where Q is a bond, -N(Q<sup>a</sup>)C(O)- or -C(O)N(Q<sup>b</sup>)-. Representative examples of particular values for Q are a bond, O, NH-, -C(O)NH-, -C(O)N(CH<sub>3</sub>)-, -NHC(O)-, -N(CH<sub>3</sub>)C(O)-, -S(O)<sub>2</sub>NH-, -S(O)<sub>2</sub>N(CH<sub>3</sub>)-, -NHS(O)<sub>2</sub>-, -N(CH<sub>3</sub>)S(O)<sub>2</sub>- and -NHC(O)NH-. Another example of a value for Q<sup>h</sup>, together with R<sup>4c</sup>, is -C(O)(piperidin-1,4-ylene).

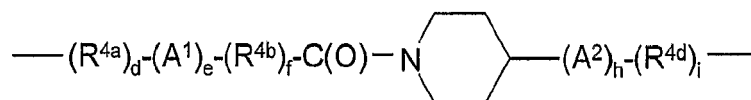


**[0056]** In one embodiment, Q<sup>a</sup>, Q<sup>b</sup>, Q<sup>c</sup>, Q<sup>d</sup>, Q<sup>e</sup>, Q<sup>f</sup>, Q<sup>g</sup>, Q<sup>h</sup>, Q<sup>i</sup>, Q<sup>j</sup> and Q<sup>k</sup> are each independently selected from hydrogen and (1-6C)alkyl, wherein the alkyl group is unsubstituted or substituted with from 1 to 3 substituents independently selected from fluoro, hydroxy and (1-4C)alkoxy. For example, Q<sup>a</sup>, Q<sup>b</sup>, Q<sup>c</sup>, Q<sup>d</sup>, Q<sup>e</sup>, Q<sup>f</sup>, Q<sup>g</sup>, Q<sup>h</sup>, Q<sup>i</sup>, Q<sup>j</sup> and Q<sup>k</sup> are each independently selected from hydrogen, and (1-3C)alkyl, including hydrogen, methyl, ethyl, *n*-propyl and isopropyl. An example of a value for each of Q<sup>a</sup>, Q<sup>b</sup>, Q<sup>c</sup>, Q<sup>d</sup>, Q<sup>e</sup>, Q<sup>f</sup>, Q<sup>g</sup>, Q<sup>h</sup>, Q<sup>i</sup>, Q<sup>j</sup> and Q<sup>k</sup> is hydrogen.

**[0057]** In another embodiment, Q<sup>a</sup>, Q<sup>b</sup>, Q<sup>c</sup>, Q<sup>d</sup>, Q<sup>e</sup>, Q<sup>f</sup>, Q<sup>g</sup>, Q<sup>h</sup>, Q<sup>i</sup>, Q<sup>j</sup> and Q<sup>k</sup> together with the nitrogen atom and the group R<sup>4b</sup> or R<sup>4c</sup> to which they are attached, form a 4-6 membered azacycloalkylene group. For example, Q<sup>a</sup> and Q<sup>b</sup> together with the nitrogen atom and the group R<sup>4b</sup> or R<sup>4c</sup> to which they are attached, form a piperidin-4-ylene group. By way of illustration, when Q represents -N(Q<sup>a</sup>)C(O)- and Q<sup>a</sup> together with the nitrogen atom and the group R<sup>4b</sup> to which it is attached, forms a piperidin-4-ylene group, R<sup>4</sup> is a group of formula:



**[0058]** Similarly, when Q represents -C(O)N(Q<sup>b</sup>)- and Q<sup>b</sup> together with the nitrogen atom and the group R<sup>4c</sup> to which it is attached, forms a piperidin-4-ylene group, R<sup>4</sup> is a group of formula:



**[0059]** In a particular embodiment, R<sup>4c</sup> is (1-5C)alkylene. Representative examples of particular values for R<sup>4c</sup> are -CH<sub>2</sub>-, -(CH<sub>2</sub>)<sub>2</sub>-, -(CH<sub>2</sub>)<sub>3</sub>-, -(CH<sub>2</sub>)<sub>4</sub>-, -(CH<sub>2</sub>)<sub>5</sub>-; including methylene, ethylene and propylene.

**[0060]** In one embodiment, A<sup>2</sup> is an optionally substituted (3-7C)cycloalkylene group; including a cyclohexylene group, such as cyclohex-1,4-ylene and cyclohex-1,3-ylene; and a cyclopentylene group, such as cyclopent-1,3-ylene.

**[0061]** In another embodiment, A<sup>2</sup> is an optionally substituted (6-10C)arylene group, including a phenylene group, such as phen-1,4-ylene, phen-1,3-ylene and phen-1,2-ylene; and a naphthylene group, such as naphth-1,4-ylene and naphth-1,5-ylene.

**[0062]** In yet another embodiment, A<sup>2</sup> is an optionally substituted (2-9C)heteroarylene group, including a pyridylene group, such as pyrid-1,4-ylene; a furylene group, such as fur-2,5-ylene and fur-2,4-ylene; a thienylene group, such as thien-2,5-ylene and thien-2,4-ylene; and a pyrrolylene group, such as pyrrol-2,5-ylene and pyrrol-2,4-ylene.

**[0063]** In still another embodiment, A<sup>2</sup> is an optionally substituted (3-6C)heterocyclene group, including a piperidinylene group, such as piperidin-1,4-ylene; and a pyrrolidinylene group, such as pyrrolidin-2,5-ylene.

**[0064]** In a particular embodiment, A<sup>2</sup> is optionally substituted phenylene, thienylene, cyclopentylene, cyclohexylene or piperidinylene.

**[0065]** By way of illustration, either A<sup>1</sup> or A<sup>2</sup> or both can be phenylene, such as phen-1,4-ylene or phen-1,3-ylene, where the phenylene group is unsubstituted or substituted with from 1 to 4 substituents independently selected from halo, (1-4C)alkyl, (1-4C)alkoxy, -S-(1-4C)alkyl, -S(O)-(1-4C)alkyl, -S(O)<sub>2</sub>-(1-4C)alkyl, -C(O)O(1-4C)alkyl, carboxy, cyano, hydroxy, nitro, trifluoromethyl and trifluoromethoxy. Representative examples include phen-1,3-ylene, phen-1,4-ylene, 4-chlorophen-1,3-ylene, 6-chlorophen-1,3-ylene, 4-methylphen-1,3-ylene, 2-fluorophen-1,4-ylene, 2-chlorophen-1,4-ylene, 2-bromophen-1,4-ylene, 2-iodophen-1,4-ylene, 2-methylphen-1,4-ylene, 2-methoxyphen-1,4-ylene, 2-trifluoromethoxyphen-1,4-ylene, 3-nitrophen-1,4-ylene, 3-chlorophen-1,4-ylene, 2,5-difluorophen-1,4-ylene, 2,6-dichlorophen-1,4-ylene, 2,6-diiodophen-1,4-ylene, 2-chloro-6-methylphen-1,4-ylene, 2-chloro-5-methoxyphen-1,4-ylene, 2,3,5,6-tetrafluorophen-1,4-ylene.

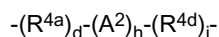
**[0066]** Alternatively, A<sup>1</sup> or A<sup>2</sup> or both can be cyclopentylene or cyclohexylene; wherein the cyclopentylene or cyclohexylene group is unsubstituted or substituted with (1-4C)alkyl. Representative examples include *cis*-cyclopent-1,3-ylene, *trans*-cyclopent-1,3-ylene, *cis*-cyclohex-1,4-ylene and *trans*-cyclohex-1,4-ylene. A<sup>1</sup> or A<sup>2</sup> or both can also be optionally substituted thienylene or piperidinylene, for example, thien-2,5-ylene or piperidin-1,4-ylene.

**[0067]** In one embodiment, R<sup>4d</sup> is selected from (1-10C)alkylene, (2-10C)alkenylene and (2-10C)alkynylene wherein the alkylene is unsubstituted or substituted with 1 or 2 substituents independently selected from (1-4C)alkyl, hydroxy and phenyl. Representative examples of particular values for R<sup>4d</sup> are -(CH<sub>2</sub>)<sub>2</sub>-, -(CH<sub>2</sub>)<sub>3</sub>-, -(CH<sub>2</sub>)<sub>4</sub>-, -(CH<sub>2</sub>)<sub>5</sub>-, -(CH<sub>2</sub>)<sub>6</sub>-, -(CH<sub>2</sub>)<sub>7</sub>-, -(CH<sub>2</sub>)<sub>8</sub>-, -(CH<sub>2</sub>)<sub>9</sub>-, -(CH<sub>2</sub>)<sub>10</sub>- and -(CH<sub>2</sub>)CH(CH<sub>3</sub>)-(CH<sub>2</sub>)-C(CH<sub>3</sub>)<sub>2</sub>-(CH<sub>2</sub>)<sub>2</sub>-.

**[0068]** In a particular embodiment, R<sup>4</sup> is a divalent group of the formula: -(R<sup>4a</sup>)<sub>d</sub>- where R<sup>4a</sup> is (4-10C)alkylene. In one aspect of this embodiment, R<sup>4</sup> is a divalent group of the formula: -(CH<sub>2</sub>)<sub>j</sub>- where j is 8, 9 or 10. Examples of particular values for R<sup>4</sup> in this embodiment are -(CH<sub>2</sub>)<sub>4</sub>-, -(CH<sub>2</sub>)<sub>5</sub>-, -(CH<sub>2</sub>)<sub>6</sub>-, -(CH<sub>2</sub>)<sub>7</sub>-, -(CH<sub>2</sub>)<sub>8</sub>-, -(CH<sub>2</sub>)<sub>9</sub>-, and -(CH<sub>2</sub>)<sub>10</sub>-; including

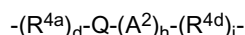
$-(CH_2)_8-$ ,  $-(CH_2)_9$ , and  $-(CH_2)_{10}-$ .

**[0069]** In another particular embodiment,  $R^4$  is a divalent group of the formula:



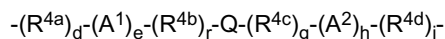
where  $R^{4a}$  is (1-10C)alkylene, such as  $-(CH_2)-$ ,  $-(CH_2)_2-$ ,  $-(CH_2)_3-$ ;  $A^2$  is (6-10C)arylene, such as phen-1,4-ylene or phen-1,3-ylene, or (2-9C)heteroarylene, such as thien-2,5-ylene or thien-2,4-ylene; and  $R^{4d}$  is (1-10C)alkylene, such as  $-(CH_2)-$ ,  $-(CH_2)_2-$ ,  $-(CH_2)_3-$ . Examples of particular values for  $R^4$  in this embodiment are  $-(CH_2)-(phen-1,4-ylene)-(CH_2)-$ ;  $-(CH_2)-(phen-1,4-ylene)-(CH_2)_2-$ ;  $-(CH_2)-(phen-1,4-ylene)-(CH_2)_3-$ ;  $(CH_2)_2-(phen-1,4-ylene)-(CH_2)-$ ;  $-(CH_2)_2-(phen-1,4-ylene)-(CH_2)_2-$ ;  $-(CH_2)_2-(phen-1,4-ylene)-(CH_2)_3-$ ;  $-(CH_2)_3-(phen-1,4-ylene)-(CH_2)-$ ;  $-(CH_2)_3-(phen-1,4-ylene)-(CH_2)_2-$ ;  $(CH_2)_3-(phen-1,4-ylene)-(CH_2)_3-$ ;  $-(CH_2)_4-(phen-1,4-ylene)-(CH_2)-$ ;  $-(CH_2)_4-(phen-1,4-ylene)-(CH_2)_2-$  and  $-(CH_2)_4-(phen-1,4-ylene)-(CH_2)_3-$ .

**[0070]** In yet another particular embodiment,  $R^4$  is a divalent group of the formula:

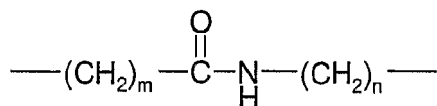


where Q is  $-O-$  or  $-N(Q^k)-$ ;  $Q^k$  is hydrogen or (1-3C)alkyl, such as methyl or ethyl;  $R^{4a}$  is (1-10C)alkylene, such as  $-(CH_2)-$ ,  $-(CH_2)_2-$ ,  $-(CH_2)_3-$ ;  $A^2$  is (6-10C)arylene, such as phen-1,4-ylene or phen-1,3-ylene, or (2-9C)heteroarylene, such as thien-2,5-ylene or thien-2,4-ylene; and  $R^{4d}$  is (1-10C)alkylene, such as  $-(CH_2)-$ ,  $-(CH_2)_2-$ ,  $-(CH_2)_3-$ . Examples of particular values for  $R^4$  in this embodiment are  $-(CH_2)_2-O-(phen-1,4-ylene)-(CH_2)-$ ;  $-(CH_2)_2-O-(phen-1,4-ylene)-(CH_2)_2-$ ;  $-(CH_2)_2-O-(phen-1,4-ylene)-(CH_2)_3-$ ;  $-(CH_2)_3-O-(phen-1,4-ylene)-(CH_2)-$ ;  $-(CH_2)_3-O-(phen-1,4-ylene)-(CH_2)_2-$ ;  $-(CH_2)_3-O-(phen-1,4-ylene)-(CH_2)_3-$ ;  $-(CH_2)_2-NH-(phen-1,4-ylene)-(CH_2)-$ ;  $-(CH_2)_2-NH-(phen-1,4-ylene)-(CH_2)_2-$ ;  $-(CH_2)_2-NH-(phen-1,4-ylene)-(CH_2)_3-$ ;  $-(CH_2)_3-NH-(phen-1,4-ylene)-(CH_2)-$ ;  $-(CH_2)_3-NH-(phen-1,4-ylene)-(CH_2)_2-$  and  $-(CH_2)_3-NH-(phen-1,4-ylene)-(CH_2)_3-$ .

**[0071]** In yet another particular embodiment,  $R^4$  is a divalent group of the formula:

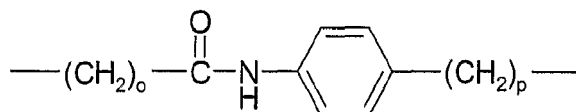


where Q is  $-N(Q^a)C(O)-$  or  $-C(O)N(Q^b)-$ . A particular value for  $R^4$  in this embodiment is the formula:



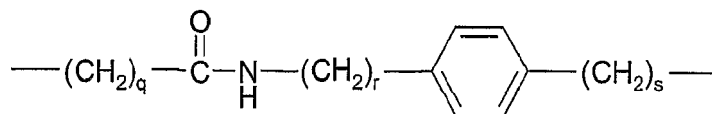
where m is an integer from 2 to 10; and n is an integer from 2 to 10; provided that m + n is an integer from 4 to 12. In this formula for  $R^4$ , d and g are 1 and e, f, h and i are 0; and  $R^{4a}$  is  $-(CH_2)_m-$ ,  $R^{4c}$  is  $-(CH_2)_n-$  and Q is  $-C(O)NH-$ . Particular values for m are 2 or 3; and for n, 4, 5 or 6.

**[0072]** Another particular value for  $R^4$  is the formula:



where o is an integer from 2 to 7; and p is an integer from 1 to 6; provided that o + p is an integer from 3 to 8. In this formula for  $R^4$ , d, h and i are 1 and e, f and g are 0; and  $R^{4a}$  is  $-(CH_2)_o-$ ,  $A^2$  is phen-1,4-ylene,  $R^{4d}$  is  $-(CH_2)_p-$  and Q is  $-C(O)NH-$ . Particular values for o are 2 or 3; and for p, 1 or 2. In this embodiment, the phen-1,4-ylene group may be optionally substituted as defined herein for  $A^2$ .

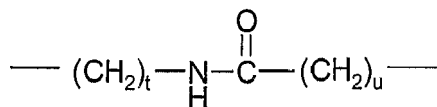
**[0073]** Another particular value for  $R^4$  is the formula:



where q is an integer from 2 to 6; r is an integer from 1 to 5; and s is an integer from 1 to 5; provided that q + r + s is an integer from 4 to 8. In this formula for  $R^4$ , d, g, h and i are 1 and e and f are 0; and  $R^{4a}$  is  $-(CH_2)_q-$ ,  $R^{4c}$  is  $-(CH_2)_r-$ ,  $A^2$  is

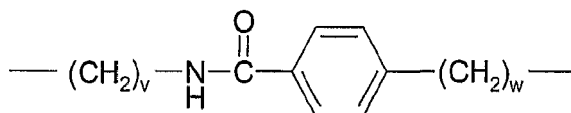
1,4-phenylene,  $R^{4d}$  is  $-(CH_2)_5-$  and Q is  $-C(O)NH-$ . Particular values for q are 2 or 3; for r, 1 or 2; and for s, 1 or 2. In this embodiment, the phen-1,4-ylene group may be optionally substituted as defined herein for  $A^2$ .

**[0074]** Another particular value for  $R^4$  is the formula:



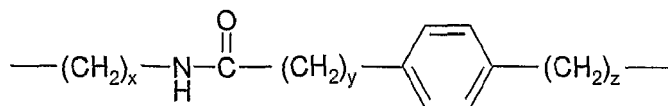
where t is an integer from 2 to 10; and u is an integer from 2 to 10; provided that t + u is an integer from 4 to 12. In this formula for  $R^4$ , d and g are 1 and e, f, h and i are 0; and  $R^{4a}$  is  $-(CH_2)_t-$ ,  $R^{4c}$  is  $-(CH_2)_u-$  and Q is  $-NHC(O)-$ . Particular values for t are 2 or 3; and for u, 4, 5 or 6.

**[0075]** Another particular value for  $R^4$  is the formula:



where v is an integer from 2 to 7; and w is an integer from 1 to 6; provided that v + w is an integer from 3 to 8. In this formula for  $R^4$ , d, h and i are 1 and e, f and g are 0; and  $R^{4a}$  is  $-(CH_2)_v-$ ,  $A^2$  is 1,4-phenylene,  $R^{4d}$  is  $-(CH_2)_w-$  and Q is  $NHC(O)-$ . Particular values for v are 2 or 3; and for w, 1 or 2. In this embodiment, the phen-1,4-ylene group may be optionally substituted as defined herein for  $A^2$ .

**[0076]** Another particular value for  $R^4$  is the formula:



where x is an integer from 2 to 6; y is an integer from 1 to 5; and z is an integer from 1 to 5; provided that x + y + z is an integer from 4 to 8. In this formula for  $R^4$ , d, g, h and i are 1 and e and f are 0; and  $R^{4a}$  is  $-(CH_2)_x-$ ,  $R^{4c}$  is  $-(CH_2)_y-$ ,  $A^2$  is 1,4-phenylene,  $R^{4d}$  is  $-(CH_2)_z-$  and Q is  $NHC(O)-$ . Particular values for x are 2 or 3; for y, 1 or 2; and for z, 1 or 2. In this embodiment, the phen-1,4-ylene group may be optionally substituted as defined herein for  $A^2$ .

**[0077]** By way of further illustration,  $R^4$  can be selected from:

$-(CH_2)_7-$ ;

$-(CH_2)_8-$ ;

$-(CH_2)_9-$ ;

$-(CH_2)_{10}-$ ;

$-(CH_2)_{11}-$ ;

$-(CH_2)_2C(O)NH(CH_2)_5-$ ;

$-(CH_2)_2N(CH_3)C(O)(CH_2)_5-$ ;

$-(CH_2)_2C(O)NH(\text{phen-1,4-ylene})CH_2-$ ;

$-(CH_2)_2NHC(O)(\text{phen-1,4-ylene})CH_2-$ ;

$-(CH_2)_2NHC(O)NH(CH_2)_5-$ ;

$-(CH_2)_3NHC(O)NH(CH_2)_5-$ ;

5

$-(CH_2)_2C(O)NHCH_2(\text{cyclohex-1,3-ylene})CH_2-$ ;

$-(CH_2)_2NHC(O)(\text{cyclopent-1,3-ylene})-$ ;

$-(CH_2)_2NHC(O)NH(\text{phen-1,4-ylene})(CH_2)_2-$ ;

$1-[-(CH_2)_2C(O)](\text{piperidin-4-yl})(CH_2)_2-$ ;

10

$-(CH_2)_2NHC(O)(\text{trans-cyclohex-1,4-ylene})CH_2-$ ;

$-(CH_2)_2NHC(O)(\text{cis-cyclopent-1,3-ylene})-$ ;

$-(CH_2)_2NH(\text{phen-1,4-ylene})(CH_2)_2-$ ;

15

$1-[-(CH_2)_2NHC(O)](\text{piperidin-4-yl})(CH_2)_2-$ ;

$-CH_2(\text{phen-1,4-ylene})NH(\text{phen-1,4-ylene})CH_2-$ ;

20

$-(CH_2)_2C(O)NHCH_2(\text{phen-1,3-ylene})CH_2-$ ;

$-(CH_2)_2C(O)NHCH_2(\text{pyrid-2,6-ylene})CH_2-$ ;

$-(CH_2)_2C(O)NH(\text{cis-cyclohex-1,4-ylene})CH_2-$ ;

25

$-(CH_2)_2C(O)NH(\text{trans-cyclohex-1,4-ylene})CH_2-$ ;

$-(CH_2)_2NHC(O)(\text{cis-cyclopent-1,3-ylene})CH_2-$ ;

30

$-(CH_2)_2N(CH_3)C(O)(\text{phen-1,3-ylene})CH_2-$ ;

$-(CH_2)_2N(CH_3)C(O)(\text{trans-cyclohex-1,4-ylene})CH_2-$ ;

$-(CH_2)_2C(O)NH(\text{phen-1,4-ylene})CH_2-$ ;

35

$-(CH_2)_2C(O)NH(\text{phen-1,4-ylene})C^*H(CH_3)-((S)\text{-isomer})$ ;

$-(CH_2)_2C(O)NH(\text{phen-1,4-ylene})C^*H(CH_3)-((R)\text{-isomer})$ ;

40

$2-[(S)-(-CH_2-)](\text{pyrrolidin-1-yl})C(O)(CH_2)_4-$ ;

$2-[(S)-(-CH_2-)](\text{pyrrolidin-1-yl})C(O)(\text{phen-1,4-ylene})CH_2-$ ;

$-(CH_2)_2C(O)NH(4\text{-chlorophen-1,3-ylene})CH_2-$ ;

45

$-CH_2(2\text{-fluorophen-1,3-ylene})CH_2-$ ;

$-(CH_2)_2C(O)NH(4\text{-methylphen-1,3-ylene})CH_2-$ ;

50

$-(CH_2)_2C(O)NH(6\text{-chlorophen-1,3-ylene})CH_2-$ ;

$-(CH_2)_2C(O)NH(2\text{-chlorophen-1,4-ylene})CH_2-$ ;

$-(CH_2)_2C(O)NH(2,6\text{-dichlorophen-1,4-ylene})CH_2-$ ;

55

$-(CH_2)_2NHC(O)NHCH_2(\text{phen-1,3-ylene})CH_2-$ ;

$4-[-CH_2-](\text{piperidin-1-yl})C(O)(\text{phen-1,4-ylene})CH_2-$ ;

$-(CH_2)_2C(O)N(CH_2CH_3)(phen-1,4-ylene)CH_2-$ ;  
 $1-[-(CH_2)_2NHC(O)](piperidin-4-yl)-$ ;  
5  $-(CH_2)_2C(O)NH(phen-1,4-ylene)(CH_2)_2-$ ;  
 $-(CH_2)_2NHC(O)(thien-2,5-ylene)CH_2-$ ;  
10  $-(CH_2)_2N(CH_3)C(O)(3-nitrophen-1,4-ylene)CH_2-$ ;  
 $-(CH_2)_2N(CH_3)C(O)(trans-cyclohex-1,4-ylene)-$ ;  
 $1-[-CH_2(2-Quorophen-1,3-ylene)CH_2](piperidin-4-yl)-$ ;  
15  $5-[-(CH_2)_2NHC(O)](pyrid-2-yl)CH_2-$ ;  
 $-(CH_2)_2(phen-1,4-ylene)(CH_2)_2-$ ;  
20  $-(CH_2)_3(thien-2,5-ylene)(CH_2)_3-$ ;  
 $-(CH_2)_2(phen-1,4-ylene)NH(phen-1,4-ylene)(CH_2)_2-$ ;  
 $-CH_2(phen-1,2-ylene)NH(phen-1,4-ylene)(CH_2)_2-$ ;  
25  $1-[-CH_2(2-fluorophen-1,3-ylene)CH_2](piperidin-4-yl)(CH_2)_2-$ ;  
 $1-[-CH_2(2-fluorophen-1,3-ylene)CH_2](piperidin-4-yl)CH_2-$ ;  
30  $-(CH_2)_2C(O)NH(3-chlorophen-1,4-ylene)CH_2-$ ;  
 $-(CH_2)_2C(O)NH(2-(CF_3O-)phen-1,4-ylene)CH_2-$ ;  
 $-(CH_2)_3(phen-1,3-ylene)NH(phen-1,4-ylene)(CH_2)_2-$ ;  
35  $-(CH_2)_2S(O)_2NH(CH_2)_5-$ ;  
 $-CH_2(phen-1,3-ylene)NH(phen-1,4-ylene)(CH_2)_2-$ ;  
40  $-(CH_2)_2C(O)NH(2-iodophen-1,4-ylene)CH_2-$ ;  
 $-(CH_2)_2C(O)NH(2-chloro-5-methoxyphen-1,4-ylene)CH_2-$ ;  
 $-(CH_2)_2C(O)NH(2-chloro-6-methylphen-1,4-ylene)CH_2-$ ;  
45  $-(CH_2)_2C(O)NH(CH_2)_5-$ ;  
 $-(CH_2)_2N(CH_3)S(O)_2(phen-1,4-ylene)CH_2-$ ;  
50  $-(CH_2)_2C(O)NH(2-bromophen-1,4-ylene)CH_2-$ ;  
 $-(CH_2)_3(phen-1,4-ylene)NH(phen-1,4-ylene)(CH_2)_2-$ ;  
 $-(CH_2)_3(phen-1,2-ylene)NH(phen-1,4-ylene)(CH_2)_2-$ ;  
55  $1-[-CH_2(2-fluorophen-1,3-ylene)CH_2](piperidin-4-yl)(CH_2)_3-$ ;  
 $-(CH_2)_2C(O)NH(2-methoxyphen-1,4-ylene)CH_2-$ ;

EP 3 012 254 A1

$-(CH_2)_5NH(\text{phen-1,4-ylene})(CH_2)_2-$ ;  
 $4[-(CH_2)_2](\text{piperidin-1-yl})(\text{phen-1,4-ylene})(CH_2)_2-$ ;  
5  $-(CH_2)_2C(O)NH(\text{phen-1,4-ylene})CH(CH_3)CH_2-$ ;  
 $-(CH_2)_2-(\text{trans-cyclohex-1,4-ylene})NH(\text{phen-1,4-ylene})(CH_2)_2-$ ;  
10  $-(CH_2)_2C(O)NH(2\text{-fluorophen-1,4-ylene})CH_2-$ ;  
 $-(CH_2)_2(\text{phen-1,3-ylene})NH(\text{phen-1,4-ylene})(CH_2)_2-$ ;  
 $-(CH_2)_2C(O)NH(2,5\text{-difluorophen-1,4-ylene})CH_2-$ ;  
15  $-(CH_2)_2NHC(O)(\text{phen-1,4-ylene})(CH_2)_2-$ ;  
 $1[-CH_2(\text{pyrid-2,6-ylene})CH_2](\text{piperidin-4-yl})CH_2-$ ;  
20  $-(CH_2)_3NH(\text{phen-1,4-ylene})(CH_2)_2-$ ;  
 $-(CH_2)_2NH(\text{naphth-1,4-ylene})(CH_2)_2-$ ;  
 $-(CH_2)_3O(\text{phen-1,4-ylene})CH_2-$ ;  
25  $1[-(CH_2)_3](\text{piperidin-4-yl})CH_2-$ ;  
 $4[-(CH_2)_2](\text{piperidin-1-yl})C(O)(\text{phen-1,4-ylene})CH_2-$ ;  
30  $-(CH_2)_3(\text{phen-1,4-ylene})NHC(O)(CH_2)_2-$ ;  
 $-(CH_2)_3O(\text{phen-1,4-ylene})(CH_2)_2-$ ;  
 $2[-(CH_2)_2](\text{benzimidazol-5-yl})CH_2-$ ;  
35  $-(CH_2)_2-(\text{trans-cyclohex-1,4-ylene})NHC(O)(CH_2)_2-$ ;  
 $-(CH_2)_2-(\text{trans-cyclohex-1,4-ylene})NHC(O)(CH_2)_4-$ ;  
40  $-(CH_2)_2-(\text{trans-cyclohex-1,4-ylene})NHC(O)(CH_2)_5-$ ;  
 $4[-(CH_2)_2](\text{piperidin-1-yl})C(O)(CH_2)_2-$ ;  
 $-(CH_2)_2NHC(O)NH(\text{phen-1,4-ylene})CH_2-$ ;  
45  $-(CH_2)_2N(CH_3)(CH_2)_2(\text{cis-cyclohex-1,4-ylene})-$ ;  
 $-(CH_2)_2C(O)NH(2,3,5,6\text{-tetrafluorophen-1,4-ylene})CH_2-$ ;  
50  $-(CH_2)_2C(O)NH(2,6\text{-diiodophen-1,4-ylene})CH_2-$ ;  
 $4[-(CH_2)_2](\text{piperidin-1-yl})C(O)(CH_2)_3-$ ;  
 $4[-(CH_2)_2](\text{piperidin-1-yl})C(O)(CH_2)_4-$ ;  
55  $4[-(CH_2)_2](\text{piperidin-1-yl})C(O)(CH_2)_5-$ ;  
 $-(CH_2)_2C(O)NHCH_2(\text{phen-1,4-ylene})CH_2-$ ;

- $-(CH_2)_2NHC(O)NHCH_2(phen-1,4-ylene)CH_2-$ ;  
 $-(CH_2)_2C(O)NH(2-methylphen-1,4-ylene)CH_2-$ ;  
 5  $1-[-(CH_2)_3O(phen-1,4-ylene)(CH_2)_2](piperidin-4-yl)CH_2-$ ;  
 $-(CH_2)_2C(O)NHCH_2(phen-1,3-ylene)(CH_2)_2-$ ;  
 10  $-(CH_2)_2O(phen-1,3-ylene)CH_2-$ ;  
 $-(CH_2)_2N(CH_3)C(O)CH_2O(phen-1,4-ylene)CH_2-$ ;  
 $-(CH_2)_2N(CH_3)C(O)CH_2O(phen-1,3-ylene)CH_2-$ ;  
 15  $-(CH_2)_2N(CH_3)C(O)(fur-2,5-ylene)CH_2-$ ;  
 $-(CH_2)_2N(CH_3)C(O)(thien-2,5-ylene)CH_2-$ ;  
 $-(CH_2)_2O(phen-1,4-ylene)O(CH_2)_2-$ ;  
 20  $-(CH_2)_2(trans-cyclohex-1,4-ylene)NHC(O)(phen-1,4-ylene)CH_2-$ ;  
 $-(CH_2)_2(trans-cyclohex-1,4-ylene)NHC(O)CH_2O(phen-1,2-ylene)CH_2-$ ;  
 25  $-(CH_2)_2(trans-cyclohex-1,4-ylene)NHC(O)CH_2O(phen-1,3-ylene)CH_2-$ ;  
 $-(CH_2)_2(trans-cyclohex-1,4-ylene)NHC(O)CH_2O(phen-1,4-ylene)CH_2-$ ;  
 $-(CH_2)_2(trans-cyclohex-1,4-ylene)NHC(O)(fur-2,5-ylene)CH_2-$ ;  
 30  $-(CH_2)_2(trans-cyclohex-1,4-ylene)NHC(O)(thien-2,5-ylene)CH_2-$ ;  
 $4-[-(CH_2)_2](piperidin-1-yl)C(O)CH_2O(phen-1,2-ylene)CH_2-$ ;  
 35  $4-[-(CH_2)_2](piperidin-1-yl)C(O)CH_2O(phen-1,3-ylene)CH_2-$ ;  
 $4-[-(CH_2)_2](piperidin-1-yl)C(O)CH_2O(phen-1,4-ylene)CH_2-$ ;  
 $4-[-(CH_2)_2](piperidin-1-yl)C(O)(fur-2,5-ylene)CH_2-$ ;  
 40  $4-[-(CH_2)_2](piperidin-1-yl)C(O)(thien-2,5-ylene)CH_2-$ ;  
 $-(CH_2)_2(phen-1,4-ylene)NHC(O)(phen-1,3-ylene)CH_2-$ ;  
 45  $-(CH_2)_2(phen-1,4-ylene)NHC(O)(phen-1,4-ylene)CH_2-$ ;  
 $-(CH_2)_2(phen-1,4-ylene)NHC(O)CH_2O(phen-1,2-ylene)CH_2-$ ;  
 $-(CH_2)_2(phen-1,4-ylene)NHC(O)CH_2O(phen-1,3-ylene)CH_2-$ ;  
 50  $-(CH_2)_2(phen-1,4-ylene)NHC(O)CH_2O(phen-1,4-ylene)CH_2-$ ;  
 $-(CH_2)_2(phen-1,4-ylene)NHC(O)(fur-2,5-ylene)CH_2-$ ;  
 55  $-(CH_2)_2(phen-1,4-ylene)NHC(O)(thien-2,5-ylene)CH_2-$ ;  
 $-(CH_2)_2(trans-cyclohex-1,4-ylene)NHC(O)(phen-1,3-ylene)CH_2-$ ;

$-(CH_2)_3O(\text{phen-1,3-ylene})CH_2-$ ;  
 $-CH_2CH(OH)CH_2NH(\text{phen-1,4-ylene})(CH_2)_2-$ ;  
5  $-(CH_2)_4NH(\text{phen-1,4-ylene})(CH_2)_2-$ ;  
 $-(CH_2)_2C(O)NH(\text{phen-1,4-ylene})CH_2NHC(O)CH_2-$ ;  
 $-(CH_2)_2C(O)NH(\text{phen-1,4-ylene})(CH_2)_2NHC(O)CH_2-$ ;  
10  $-(CH_2)_2C(O)NHCH_2(\text{trans-cyclohex-1,4-ylene})CH_2-$ ;  
 $-(CH_2)_2NHC(O)(CH_2)_5-$ ;  
15  $-(CH_2)_2O(\text{phen-1,3-ylene})O(CH_2)_2-$ ;  
 $-(CH_2)_2O(\text{phen-1,2-ylene})O(CH_2)_2-$ ;  
 $-CH_2(\text{phen-1,2-ylene})O(\text{phen-1,2-ylene})CH_2-$ ;  
20  $-(CH_2)_2C(O)NH(CH_2)_6-$ ;  
 $-(CH_2)_3(\text{phen-1,4-ylene})(CH_2)_3-$ ;  
25  $-(CH_2)_3(\text{phen-1,4-ylene})(CH_2)_2-$ ;  
 $-(CH_2)_4(\text{phen-1,4-ylene})(CH_2)_2-$ ;  
 $-(CH_2)_3(\text{furan-2,5-ylene})(CH_2)_3-$ ;  
30  $-(CH_2)_2N(CH_3)C(O)NH(\text{phen-1,4-ylene})(CH_2)_2-$ ;  
 $4-[-(CH_2)_2(\text{piperidin-1-yl})C(O)NH(\text{phen-1,4-ylene})(CH_2)_2-$ ;  
35  $-(CH_2)_3(\text{phen-1,3-ylene})(CH_2)_3-$ ;  
 $-(CH_2)_3(\text{tetrahydrofuran-2,5-ylene})(CH_2)_3-$ ;  
and  
40  $-(CH_2)_2O(\text{phen-1,4-ylene})C(O)(CH_2)_2-$ .

#### Representative Subgeneric Groupings

45 **[0078]** The following subgeneric formulae and groupings are intended to provide representative examples of various aspects and embodiments of this invention and as such, they are not intended to exclude other embodiments or to limit the scope of this invention unless otherwise indicated.

50 **[0079]** A particular group of compounds of formula I are those disclosed in U.S. Provisional Application No. 60/447,843, filed on February 14, 2003. This group includes compounds of formula I; wherein:

a is 0 or an integer of from 1 to 3;

each  $R^1$  is independently selected from (1-4C)alkyl, (2-4C)alkenyl, (2-4C)alkynyl, (3-6C)cycloalkyl, cyano, halo,  $-OR^{1a}$ ,  $-C(O)OR^{1b}$ ,  $SR^{1c}$ ,  $-S(O)R^{1d}$ ,  $-S(O)_2R^{1e}$  and  $-NR^{1f}R^{1g}$ ;

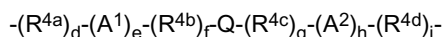
each of  $R^{1a}$ ,  $R^{1b}$ ,  $R^{1c}$ ,  $R^{1d}$ ,  $R^{1e}$ ,  $R^{1f}$  and  $R^{1g}$  is independently hydrogen or (1-4C)alkyl;

b is 0 or an integer of from 1 to 3;

each  $R^2$  is independently selected from (1-4C)alkyl, (2-4C)alkenyl, (2-4C)alkynyl, (3-6C)cycloalkyl, cyano, halo,  $-OR^{2a}$ ,  $-C(O)OR^{2b}$ ,  $SR^{2c}$ ,  $-S(O)R^{2d}$ ,  $-S(O)_2R^{2e}$  and  $-NR^{2f}R^{2g}$ ;



each of R<sup>2a</sup>, R<sup>2b</sup>, R<sup>2c</sup>, R<sup>2d</sup>, R<sup>2e</sup>, R<sup>2f</sup> and R<sup>2g</sup> is independently hydrogen or (1-4C)alkyl;  
 W is attached to the 3- or 4-position with respect to the nitrogen atom in the piperidine ring, and represents O or NW<sup>a</sup>;  
 W<sup>a</sup> is hydrogen or (1-4C)alkyl;  
 c is 0 or an integer of from 1 to 4;  
 each R<sup>3</sup> is a substituent on carbon independently selected from (1-4C)alkyl, (2-4C)alkenyl, (2-4C)alkynyl, (3-6C)cycloalkyl, cyano, halo, -OR<sup>3a</sup>, -C(O)OR<sup>3b</sup>, SR<sup>3c</sup>, -S(O)R<sup>3d</sup>, -S(O)<sub>2</sub>R<sup>3e</sup> and NR<sup>3f</sup>R<sup>3g</sup>;  
 each of R<sup>3a</sup>, R<sup>3b</sup>, R<sup>3c</sup>, R<sup>3d</sup>, R<sup>3e</sup>, R<sup>3f</sup> and R<sup>3g</sup> is independently hydrogen or (1-4C)alkyl;  
 R<sup>4</sup> is a divalent group of the formula:



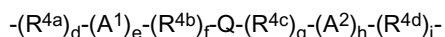
wherein

d, e, f, g, h and i are each independently selected from 0 and 1;  
 R<sup>4a</sup>, R<sup>4b</sup>, R<sup>4c</sup> and R<sup>4d</sup> are each independently selected from (1-10C)alkylene, (2-10C)alkenylene and (2-10C)alkynylene wherein each alkylene, alkenylene or alkynylene group is unsubstituted or substituted with from 1 to 5 substituents independently selected from (1-4C)alkyl, fluoro, hydroxy, phenyl and phenyl(1-4C)-alkyl;  
 A<sup>1</sup> and A<sup>2</sup> are each independently selected from (3-7C)cycloalkylene, (6-10C)arylene, (2-9C)heteroarylene and (3-6C)heterocyclene; wherein each cycloalkylene is unsubstituted or substituted with from 1 to 4 substituents selected independently from (1-4C)alkyl and each arylene, heteroarylene or heterocyclene group is unsubstituted or substituted with from 1 to 4 substituents independently selected from halo, (1-4C)alkyl and (1-4C)alkoxy;  
 Q is selected from a bond, -O-, -C(O)O-, -OC(O)-, -S-, -S(O)-, -S(O)<sub>2</sub>-, -N(Q<sup>a</sup>)C(O)-, -C(O)N(Q<sup>b</sup>)-, -N(Q<sup>c</sup>)S(O)<sub>2</sub>-, -S(O)<sub>2</sub>N(Q<sup>d</sup>)-, -N(Q<sup>e</sup>)C(O)N(Q<sup>f</sup>)-, -N(Q<sup>g</sup>)S(O)<sub>2</sub>N(Q<sup>h</sup>)-, -OC(O)N(Q<sup>i</sup>)- and -N(Q<sup>j</sup>)C(O)O-;  
 Q<sup>a</sup>, Q<sup>b</sup>, Q<sup>c</sup>, Q<sup>d</sup>, Q<sup>e</sup>, Q<sup>f</sup>, Q<sup>g</sup>, Q<sup>h</sup>, Q<sup>i</sup> and Q<sup>j</sup> are each independently selected from hydrogen, (1-6C)alkyl, A<sup>3</sup> and (1-4C)alkylene-A<sup>4</sup>; wherein the alkyl group is unsubstituted or substituted with from 1 to 3 substituents independently selected from fluoro, hydroxy and (1-4C)alkoxy; or together with the nitrogen atom and the group R<sup>4b</sup> or R<sup>4c</sup> to which they are attached, form a 4-6 membered azacycloalkylene group;  
 A<sup>3</sup> and A<sup>4</sup> are each independently selected from (3-6C)cycloalkyl, (6-10C)aryl, (2-9C)heteroaryl and (3-6C)heterocyclyl; wherein each cycloalkyl is unsubstituted or substituted with from 1 to 4 substituents selected independently from (1-4C)alkyl and each aryl, heteroaryl or heterocyclyl group is unsubstituted or substituted with from 1 to 4 substituents independently selected from halo, (1-4C)alkyl and (1-4C)alkoxy;  
 provided that the number of contiguous atoms in the shortest chain between the two nitrogen atoms to which R<sup>4</sup> is attached is in the range of from 8 to 14;  
 R<sup>5</sup> represents hydrogen or (1-4C)alkyl;  
 R<sup>6</sup> is -NR<sup>6a</sup>CR<sup>6b</sup>(O) and R<sup>7</sup> is hydrogen, or R<sup>6</sup> and R<sup>7</sup> together form -NR<sup>7a</sup>C(O)-CR<sup>7b</sup>=CR<sup>7c</sup>-, -CR<sup>7d</sup>=CR<sup>7e</sup>-C(O)-NR<sup>7f</sup>-, -NR<sup>7g</sup>C(O)-CR<sup>7h</sup>R<sup>7i</sup>-CR<sup>7j</sup>R<sup>7k</sup>- or -CR<sup>7l</sup>R<sup>7m</sup>-CR<sup>7n</sup>R<sup>7o</sup>-C(O)-NR<sup>7p</sup>-,  
 each of R<sup>6a</sup> and R<sup>6b</sup> is independently hydrogen or (1-4C)alkyl; and  
 each of R<sup>7a</sup>, R<sup>7b</sup>, R<sup>7c</sup>, R<sup>7d</sup>, R<sup>7e</sup>, R<sup>7f</sup>, R<sup>7g</sup>, R<sup>7h</sup>, R<sup>7i</sup>, R<sup>7j</sup>, R<sup>7k</sup>, R<sup>7l</sup>, R<sup>7m</sup>, R<sup>7n</sup>, R<sup>7o</sup> and R<sup>7p</sup> is independently hydrogen or (1-4C)alkyl;  
 or a pharmaceutically acceptable salt or solvate or stereoisomer thereof.

**[0080]** Another particular group of compounds of formula I are those disclosed in U.S. Provisional Application No. 60/467,035, filed on May 1, 2003. This group of compounds includes compounds of formula I; wherein:

a is 0 or an integer of from 1 to 3;  
 each R<sup>1</sup> is independently selected from (1-4C)alkyl, (2-4C)alkenyl, (2-4C)alkynyl, (3-6C)cycloalkyl, cyano, halo, -OR<sup>1a</sup>, -C(O)OR<sup>1b</sup>, SR<sup>1c</sup>, -S(O)R<sup>1d</sup>, -S(O)<sub>2</sub>R<sup>1e</sup>, and NR<sup>1f</sup>R<sup>1g</sup>;  
 each of R<sup>1a</sup>, R<sup>1b</sup>, R<sup>1c</sup>, R<sup>1d</sup>, R<sup>1e</sup>, R<sup>1f</sup> and R<sup>1g</sup> is independently hydrogen or (1-4C)alkyl;  
 b is 0 or an integer of from 1 to 3;  
 each R<sup>2</sup> is independently selected from (1-4C)alkyl, (2-4C)alkenyl, (2-4C)alkynyl, (3-6C)cycloalkyl, cyano, halo, -OR<sup>2a</sup>, -C(O)OR<sup>2b</sup>, SR<sup>2c</sup>, -S(O)R<sup>2d</sup>, -S(O)<sub>2</sub>R<sup>2e</sup>, and -NR<sup>2f</sup>R<sup>2g</sup>;  
 each of R<sup>2a</sup>, R<sup>2b</sup>, R<sup>2c</sup>, R<sup>2d</sup>, R<sup>2e</sup>, R<sup>2f</sup> and R<sup>2g</sup> is independently hydrogen or (1-4C)alkyl;  
 W is attached to the 3- or 4-position with respect to the nitrogen atom in the piperidine ring, and represents O or NW<sup>a</sup>;  
 W<sup>a</sup> is hydrogen or (1-4C)alkyl;  
 c is 0 or an integer of from 1 to 4;  
 each R<sup>3</sup> is a substituent on carbon independently selected from (1-4C)alkyl, (2-4C)alkenyl, (2-4C)alkynyl, (3-6C)cycloalkyl, cyano, halo, -OR<sup>3a</sup>, -C(O)OR<sup>3b</sup>, SR<sup>3c</sup>, -S(O)R<sup>3d</sup>, -S(O)<sub>2</sub>R<sup>3e</sup>, and NR<sup>3f</sup>R<sup>3g</sup>;

each of R<sup>3a</sup>, R<sup>3b</sup>, R<sup>3c</sup>, R<sup>3d</sup>, R<sup>3e</sup>, R<sup>3f</sup> and R<sup>3g</sup> is independently hydrogen or (1-4C)alkyl;  
R<sup>4</sup> is a divalent group of the formula:



wherein

d, e, f, g, h and i are each independently selected from 0 and 1;

R<sup>4a</sup>, R<sup>4b</sup>, R<sup>4c</sup> and R<sup>4d</sup> are each independently selected from (1-10C)alkylene, (2-10C)alkenylene and (2-10C)alkynylene wherein each alkylene, alkenylene or alkynylene group is unsubstituted or substituted with from 1 to 5 substituents independently selected from (1-4C)alkyl, fluoro, hydroxy, phenyl and phenyl(1-4C)-alkyl;

A<sup>1</sup> and A<sup>2</sup> are each independently selected from (3-7C)cycloalkylene, (6-10C)arylene, (2-9C)heteroarylene and (3-6C)heterocyclene; wherein each cycloalkylene is unsubstituted or substituted with from 1 to 4 substituents selected independently from (1-4C)alkyl and each arylene, heteroarylene or heterocyclene group is unsubstituted or substituted with from 1 to 4 substituents independently selected from halo, (1-4C)alkyl and (1-4C)alkoxy;

Q is selected from a bond, -O-, -C(O)O-, -OC(O)-, -S-, -S(O)-, -S(O)<sub>2</sub>-, -N(Q<sup>a</sup>)C(O)-, -C(O)N(Q<sup>b</sup>)-, -N(Q<sup>c</sup>)S(O)<sub>2</sub>-, -S(O)<sub>2</sub>N(Q<sup>d</sup>)-, -N(Q<sup>e</sup>)C(O)N(Q<sup>f</sup>)-, -N(Q<sup>g</sup>)S(O)<sub>2</sub>N(Q<sup>h</sup>)-, -OC(O)N(Q<sup>i</sup>)- and -N(Q<sup>j</sup>)C(O)O-;

Q<sup>a</sup>, Q<sup>b</sup>, Q<sup>c</sup>, Q<sup>d</sup>, Q<sup>e</sup>, Q<sup>f</sup>, Q<sup>g</sup>, Q<sup>h</sup>, Q<sup>i</sup> and Q<sup>j</sup> are each independently selected from hydrogen, (1-6C)alkyl, A<sup>3</sup> and (1-4C)alkylene-A<sup>4</sup>; wherein the alkyl group is unsubstituted or substituted with from 1 to 3 substituents independently selected from fluoro, hydroxy and (1-4C)alkoxy; or together with the nitrogen atom and the group R<sup>4b</sup> or R<sup>4c</sup> to which they are attached, form a 4-6 membered azacycloalkylene group;

A<sup>3</sup> and A<sup>4</sup> are each independently selected from (3-6C)cycloalkyl, (6-10C)aryl, (2-9C)heteroaryl and (3-6C)heterocyclyl; wherein each cycloalkyl is unsubstituted or substituted with from 1 to 4 substituents selected independently from (1-4C)alkyl and each aryl, heteroaryl or heterocyclyl group is unsubstituted or substituted with from 1 to 4 substituents independently selected from halo, (1-4C)alkyl and (1-4C)alkoxy;

provided that the number of contiguous atoms in the shortest chain between the two nitrogen atoms to which R<sup>4</sup> is attached is in the range of from 4 to 14;

R<sup>5</sup> represents hydrogen or (1-4C)alkyl;

R<sup>6</sup> is -NR<sup>6a</sup>CR<sup>6b</sup>(O) or CR<sup>6c</sup>R<sup>6d</sup>OR<sup>6e</sup> and R<sup>7</sup> is hydrogen, or R<sup>6</sup> and R<sup>7</sup> together form -NR<sup>7a</sup>C(O)-CR<sup>7b</sup>=CR<sup>7c</sup>-, -CR<sup>7d</sup>=CR<sup>7e</sup>-C(O)-NR<sup>7f</sup>-, -NR<sup>7g</sup>C(O)-CR<sup>7h</sup>R<sup>7i</sup>-CR<sup>7j</sup>R<sup>7k</sup>- or -CR<sup>7l</sup>R<sup>7m</sup>-CR<sup>7n</sup>R<sup>7o</sup>-C(O)-NR<sup>7p</sup>-;

each of R<sup>6a</sup>, R<sup>6b</sup>, R<sup>6c</sup>, R<sup>6d</sup> and R<sup>6e</sup> is independently hydrogen or (1-4C)alkyl; and

each of R<sup>7a</sup>, R<sup>7b</sup>, R<sup>7c</sup>, R<sup>7d</sup>, R<sup>7e</sup>, R<sup>7f</sup>, R<sup>7g</sup>, R<sup>7h</sup>, R<sup>7i</sup>, R<sup>7j</sup>, R<sup>7k</sup>, R<sup>7l</sup>, R<sup>7m</sup>, R<sup>7n</sup>, R<sup>7o</sup> and R<sup>7p</sup> is independently hydrogen or (1-4C)alkyl;

or a pharmaceutically acceptable salt or solvate or stereoisomer thereof.

**[0081]** Another particular group of compounds of formula I are those where: a is 0; b is 0; c is 0; W is O; W is attached at the 4-position of the piperidinyl ring; R<sup>5</sup> is hydrogen; and R<sup>4</sup>, R<sup>6</sup> and R<sup>7</sup> are as defined herein; or a pharmaceutically acceptable salt or solvate or stereoisomer thereof.

**[0082]** Still another particular group of compounds of formula I are those wherein: a is 0; b is 0; c is 0; W is NH; W is attached at the 4-position of the piperidinyl ring; R<sup>5</sup> is hydrogen; and R<sup>4</sup>, R<sup>6</sup> and R<sup>7</sup> are as defined herein; or a pharmaceutically acceptable salt or solvate or stereoisomer thereof.

**[0083]** Yet another particular group of compounds of formula I are those wherein: a is 0; b is 0; c is 0; W is O; W is attached at the 4-position of the piperidinyl ring; R<sup>4</sup> is -(CH<sub>2</sub>)<sub>j</sub>-where j is 8, 9 or 10; R<sup>5</sup> is hydrogen; and R<sup>6</sup> and R<sup>7</sup> are as defined herein; or a pharmaceutically acceptable salt or solvate or stereoisomer thereof.

**[0084]** Another particular group of compounds of formula I are those wherein: a is 0; b is 0; c is 0; W is NH; W is attached at the 4-position of the piperidinyl ring; R<sup>4</sup> is -(CH<sub>2</sub>)<sub>j</sub>-where j is 8, 9 or 10; R<sup>5</sup> is hydrogen; and R<sup>6</sup> and R<sup>7</sup> are as defined herein; or a pharmaceutically acceptable salt or solvate or stereoisomer thereof.

**[0085]** Yet another particular group of compounds of formula I are those wherein: a is 0; b is 0; c is 0; W is O; W is attached at the 4-position of the piperidinyl ring; R<sup>4</sup> is -(CH<sub>2</sub>)<sub>2</sub>-C(O)NH-(CH<sub>2</sub>)<sub>5</sub>-; R<sup>5</sup> is hydrogen; and R<sup>6</sup> and R<sup>7</sup> are as defined herein; or a pharmaceutically acceptable salt or solvate or stereoisomer thereof.

**[0086]** Another particular group of compounds of formula I are those wherein: a is 0; b is 0; c is 0; W is NH; W is attached at the 4-position of the piperidinyl ring; R<sup>4</sup> is -(CH<sub>2</sub>)<sub>2</sub>-C(O)NH-(CH<sub>2</sub>)<sub>5</sub>-; R<sup>5</sup> is hydrogen; and R<sup>6</sup> and R<sup>7</sup> are as defined herein; or a pharmaceutically acceptable salt or solvate or stereoisomer thereof.

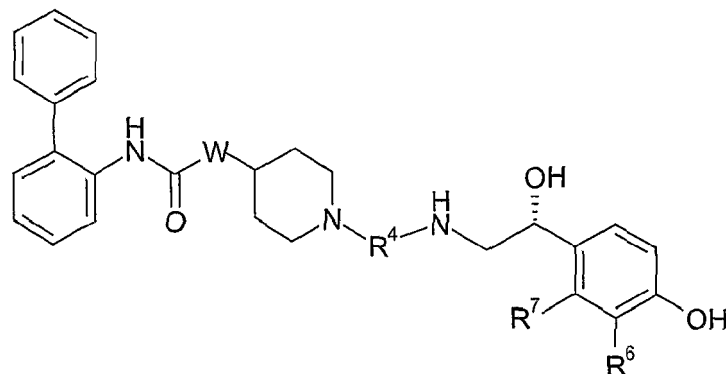
**[0087]** Another particular group of compounds of formula I are those of formula II as defined herein; or a pharmaceutically acceptable salt or solvate or stereoisomer thereof.

**[0088]** Another particular group of compounds of formula I are those of formula III as defined herein; or a pharmaceutically acceptable salt or solvate or stereoisomer thereof.

**[0089]** Another particular group of compounds of formula I are those of formula IV as defined herein; or a pharmaceutically acceptable salt or solvate or stereoisomer thereof.

**[0090]** Another particular group of compounds of formula I are those of formula II, III or IV as defined herein, wherein the piperidiny ring is substituted at the 4-position with a methyl group; or a pharmaceutically acceptable salt or solvate or stereoisomer thereof.

**[0091]** Another particular group of compounds of formula I are compounds of formula V:



V

wherein W, R<sup>4</sup>, R<sup>6</sup> and R<sup>7</sup> are as defined in Table I; or a pharmaceutically acceptable salt or solvate thereof

Table I

Ex.	W	R <sup>4</sup>	R <sup>6</sup>	R <sup>7</sup>
1	NH	-(CH <sub>2</sub> ) <sub>9</sub> - (racemic) <sup>1</sup>	-NHC(O)CH=CH- <sup>2</sup>	
2	O	-(CH <sub>2</sub> ) <sub>9</sub> - (racemic)	-NHC(O)CH=CH-	
3	O	-(CH <sub>2</sub> ) <sub>9</sub> -	-NHC(O)CH=CH-	
4	O	-(CH <sub>2</sub> ) <sub>9</sub> -	H	-NHC(O)H
5	O	-(CH <sub>2</sub> ) <sub>9</sub> -	-NHC(O)CH <sub>2</sub> CH <sub>2</sub> -	
6	O	-(CH <sub>2</sub> ) <sub>2</sub> C(O)NH(CH <sub>2</sub> ) <sub>5</sub> -	-NHC(O)CH=CH-	
7	O	-(CH <sub>2</sub> ) <sub>2</sub> N(CH <sub>3</sub> )C(O)(CH <sub>2</sub> ) <sub>5</sub> -	-NHC(O)CH=CH-	
8	O	-(CH <sub>2</sub> ) <sub>2</sub> C(O)NH(phen-1,4-ylene)CH <sub>2</sub> -	-NHC(O)CH=CH-	
9	O	-(CH <sub>2</sub> ) <sub>2</sub> NHC(O)(phen-1,4-ylene)CH <sub>2</sub> -	-NHC(O)CH=CH-	
10	O	-(CH <sub>2</sub> ) <sub>2</sub> NHC(O)NH(CH <sub>2</sub> ) <sub>5</sub> -	-NHC(O)CH=CH-	
11	O	-(CH <sub>2</sub> ) <sub>3</sub> NHC(O)NH(CH <sub>2</sub> ) <sub>5</sub> -	-NHC(O)CH=CH-	
12	O	-(CH <sub>2</sub> ) <sub>9</sub> -	H	-CH <sub>2</sub> OH
13	NH	-(CH <sub>2</sub> ) <sub>9</sub> -	H	-CH <sub>2</sub> OH
14	O	-(CH <sub>2</sub> ) <sub>2</sub> C(O)NHCH <sub>2</sub> (cyclohex-1,3-ylene)CH <sub>2</sub> -	-NHC(O)CH=CH-	
15	O	-(CH <sub>2</sub> ) <sub>2</sub> NHC(O)( <i>cis</i> -cyclopent-1,3-ylene)-	-NHC(O)CH <sub>2</sub> CH <sub>2</sub> -	
16	O	-(CH <sub>2</sub> ) <sub>2</sub> C(O)NH(2-chlorophen-1,4-ylene)CH <sub>2</sub> -	-NHC(O)CH=CH-	
17	O	-(CH <sub>2</sub> ) <sub>2</sub> S(O) <sub>2</sub> NH(CH <sub>2</sub> ) <sub>5</sub> -	-NHC(O)CH=CH-	
18	O	-(CH <sub>2</sub> ) <sub>2</sub> N(CH <sub>3</sub> )S(O) <sub>2</sub> (phen-1,4-ylene)CH <sub>2</sub> -	-NHC(O)CH=CH-	
19	O	-(CH <sub>2</sub> ) <sub>2</sub> NHC(O)NHCH <sub>2</sub> (phen-1,3-ylene)CH <sub>2</sub> -	-NHC(O)CH=CH-	
20	O	-(CH <sub>2</sub> ) <sub>3</sub> (phen-1,4-ylene)NH(phen-1,4-ylene)(CH <sub>2</sub> ) <sub>2</sub> -	-NHC(O)CH=CH-	
21	O	1-[CH <sub>2</sub> (2-fluorophen-1,3-ylene)CH <sub>2</sub> ](piperidin-4-yl)CH <sub>2</sub> -	-NHC(O)CH=CH-	

EP 3 012 254 A1

(continued)

	Ex.	W	R <sup>4</sup>	R <sup>6</sup>	R <sup>7</sup>
5	22	O	-(CH <sub>2</sub> ) <sub>3</sub> O(phen-1,4-ylene)(CH <sub>2</sub> ) <sub>2</sub> -	-NHC(O)CH=CH-	
	23	O	-(CH <sub>2</sub> ) <sub>2</sub> (phen-1,4-ylene)(CH <sub>2</sub> ) <sub>2</sub> -	-NHC(O)CH=CH-	
	24	O	-(CH <sub>2</sub> ) <sub>3</sub> (thien-2,5-ylene)(CH <sub>2</sub> ) <sub>3</sub> -	-NHC(O)CH=CH-	
10	25	O	-(CH <sub>2</sub> ) <sub>2</sub> C(O)NH(2-chloro-5-methoxyphen-1,4-ylene)CH <sub>2</sub> -	-NHC(O)CH=CH-	
	26	O	-(CH <sub>2</sub> ) <sub>7</sub> -	-NHC(O)CH=CH-	
	27	O	-(CH <sub>2</sub> ) <sub>8</sub> -	-NHC(O)CH=CH-	
15	28	O	-(CH <sub>2</sub> ) <sub>2</sub> NHC(O)NH(phen-1,4-ylene)(CH <sub>2</sub> ) <sub>2</sub> -	-NHC(O)CH=CH-	
	29	O	1-[-(CH <sub>2</sub> ) <sub>2</sub> C(O)](piperidin-4-yl)(CH <sub>2</sub> ) <sub>2</sub> -	-NHC(O)CH=CH-	
	30	O	-(CH <sub>2</sub> ) <sub>2</sub> NHC(O)( <i>trans</i> -cyclohex-1,4-ylene)CH <sub>2</sub> -	-NHC(O)CH=CH-	
20	31	O	-(CH <sub>2</sub> ) <sub>2</sub> NHC(O)( <i>cis</i> -cyclopent-1,3-ylene)-	-NHC(O)CH=CH-	
	32	O	-(CH <sub>2</sub> ) <sub>2</sub> NHC(O)NH(CH <sub>2</sub> ) <sub>5</sub> -	H	-NHC(O)H
	33	O	-(CH <sub>2</sub> ) <sub>2</sub> NH(phen-1,4-ylene)(CH <sub>2</sub> ) <sub>2</sub> -	-NHC(O)CH=CH-	
25	34	O	-(CH <sub>2</sub> ) <sub>3</sub> NHC(O)NH(CH <sub>2</sub> ) <sub>5</sub> -	H	-NHC(O)H
	35	O	1-[-(CH <sub>2</sub> ) <sub>2</sub> NHC(O)](piperidin-4-yl)(CH <sub>2</sub> ) <sub>2</sub> -	-NHC(O)CH=CH-	
	36	O	-CH <sub>2</sub> (phen-1,4-ylene)NH(phen-1,4-ylene)CH <sub>2</sub> -	-NHC(O)CH=CH-	
30	37	O	-(CH <sub>2</sub> ) <sub>2</sub> C(O)NHCH <sub>2</sub> (phen-1,3-ylene)CH <sub>2</sub> -	-NHC(O)CH=CH-	
	38	NH	-(CH <sub>2</sub> ) <sub>2</sub> C(O)NH(phen-1,4-ylene)CH <sub>2</sub> -	-NHC(O)CH=CH-	
	39	O	-(CH <sub>2</sub> ) <sub>2</sub> C(O)NHCH <sub>2</sub> (pyrid-2,6-ylene)CH <sub>2</sub> -	-NHC(O)CH=CH-	
35	40	O	-(CH <sub>2</sub> ) <sub>2</sub> C(O)NH( <i>cis</i> -cyclohex-1,4-ylene)CH <sub>2</sub> -	-NHC(O)CH=CH-	
	41	O	-(CH <sub>2</sub> ) <sub>2</sub> C(O)NH( <i>trans</i> -cyclohex-1,4-ylene)CH <sub>2</sub> -	-NHC(O)CH=CH-	
	42	O	-(CH <sub>2</sub> ) <sub>2</sub> NHC(O)( <i>cis</i> -cyclopent-1,3-ylene)CH <sub>2</sub> -	-NHC(O)CH=CH-	
40	43	O	-(CH <sub>2</sub> ) <sub>2</sub> N(CH <sub>3</sub> )C(O)(phen-1,3-ylene)CH <sub>2</sub> -	-NHC(O)CH=CH-	
	44	O	-(CH <sub>2</sub> ) <sub>2</sub> N(CH <sub>3</sub> )C(O)( <i>trans</i> -cyclohex-1,4-ylene)CH <sub>2</sub> -	-NHC(O)CH=CH-	
	45	O	-(CH <sub>2</sub> ) <sub>2</sub> C(O)NH(phen-1,4-ylene)CH <sub>2</sub> - (racemic)	-NHC(O)CH=CH-	
45	46	O	-(CH <sub>2</sub> ) <sub>2</sub> C(O)NH(phen-1,4-ylene)C*H(CH <sub>3</sub> )- (( <i>S</i> )-isomer)	-NHC(O)CH=CH-	
	47	O	-(CH <sub>2</sub> ) <sub>2</sub> C(O)NH(phen-1,4-ylene)C*H(CH <sub>3</sub> )- (( <i>R</i> )-isomer)	-NHC(O)CH=CH-	
	48	O	2-[( <i>S</i> )-(-CH <sub>2</sub> -)](pyrrolidin-1-yl)C(O)(CH <sub>2</sub> ) <sub>4</sub> -	-NHC(O)CH=CH-	
50	49	O	2-[( <i>S</i> )-(-CH <sub>2</sub> -)](pyrrolidin-1-yl)C(O)(phen-1,4-ylene)CH <sub>2</sub> -	-NHC(O)CH=CH-	
	50	O	-(CH <sub>2</sub> ) <sub>2</sub> C(O)NH(phen-1,4-ylene)CH <sub>2</sub> -	H	-NHC(O)H
	51	O	-(CH <sub>2</sub> ) <sub>2</sub> C(O)NH(phen-1,4-ylene)C*H(CH <sub>3</sub> )- (( <i>R</i> )-isomer)	H	-NHC(O)H
55	52	O	-(CH <sub>2</sub> ) <sub>2</sub> C(O)NH(4-chlorophen-1,3-ylene)CH <sub>2</sub> -	-NHC(O)CH=CH-	
	53	NH	-(CH <sub>2</sub> ) <sub>2</sub> C(O)NH(phen-1,4-ylene)CH <sub>2</sub> -	-NHC(O)CH=CH-	
	54	NH	1-[-(CH <sub>2</sub> ) <sub>2</sub> C(O)](piperidin-4-yl)(CH <sub>2</sub> ) <sub>2</sub> -	-NHC(O)CH=CH-	
55	55	NH	-(CH <sub>2</sub> ) <sub>2</sub> C(O)NHCH <sub>2</sub> (phen-1,3-ylene)CH <sub>2</sub> -	-NHC(O)CH=CH-	
	56	O	-CH <sub>2</sub> (2-fluorophen-1,3-ylene)CH <sub>2</sub> -	-NHC(O)CH=CH-	
	57	O	-(CH <sub>2</sub> ) <sub>2</sub> C(O)NH(4-methylphen-1,3-ylene)CH <sub>2</sub> -	-NHC(O)CH=CH-	
	58	O	-(CH <sub>2</sub> ) <sub>2</sub> C(O)NH(6-chlorophen-1,3-ylene)CH <sub>2</sub> -	-NHC(O)CH=CH-	
	59	O	-(CH <sub>2</sub> ) <sub>2</sub> C(O)NH(2,6-dichlorophen-1,4-ylene)CH <sub>2</sub> -	-NHC(O)CH=CH-	

EP 3 012 254 A1

(continued)

Ex.	W	R <sup>4</sup>	R <sup>6</sup>	R <sup>7</sup>
5	60	O	4-[-CH <sub>2</sub> -](piperidin-1-yl)C(O)(phen-1,4-ylene)CH <sub>2</sub> -	-NHC(O)CH=CH-
	61	O	-(CH <sub>2</sub> ) <sub>2</sub> NHC(O)(phen-1,4-ylene)CH <sub>2</sub> -	H -NHC(O)H
	62	O	-(CH <sub>2</sub> ) <sub>2</sub> C(O)N(CH <sub>2</sub> CH <sub>3</sub> )(phen-1,4-ylene)CH <sub>2</sub> -	-NHC(O)CH=CH-
	63	O	1-[-(CH <sub>2</sub> ) <sub>2</sub> NHC(O)](piperidin-4-yl)-	-NHC(O)CH=CH-
10	64	O	-(CH <sub>2</sub> ) <sub>2</sub> C(O)NH(phen-1,4-ylene)(CH <sub>2</sub> ) <sub>2</sub> -	-NHC(O)CH=CH-
	65	O	-(CH <sub>2</sub> ) <sub>2</sub> NHC(O)(thien-2,5-ylene)CH <sub>2</sub> -	-NHC(O)CH=CH-
	66	O	-(CH <sub>2</sub> ) <sub>2</sub> N(CH <sub>3</sub> )C(O)(3-nitrophen-1,4-ylene)CH <sub>2</sub> -	-NHC(O)CH=CH-
15	67	O	-(CH <sub>2</sub> ) <sub>2</sub> C(O)NH( <i>trans</i> -cyclohex-1,4-ylene)CH <sub>2</sub> -	H -NHC(O)H
	68	O	-(CH <sub>2</sub> ) <sub>2</sub> N(CH <sub>3</sub> )C(O)( <i>trans</i> -cyclohex-1,4-ylene)-	-NHC(O)CH=CH-
	69	O	1-[-CH <sub>2</sub> (2-fluorophen-1,3-ylene)CH <sub>2</sub> ](piperidin-4-yl)-	-NHC(O)CH=CH-
	70	O	5-[-(CH <sub>2</sub> ) <sub>2</sub> NHC(O)](pyrid-2-yl)CH <sub>2</sub> -	-NHC(O)CH=CH-
20	71	O	1-[-(CH <sub>2</sub> ) <sub>3</sub> ](piperidin-4-yl)CH <sub>2</sub> -	-NHC(O)CH=CH-
	72	O	-(CH <sub>2</sub> ) <sub>2</sub> C(O)NH(phen-1,4-ylene)(CH <sub>2</sub> ) <sub>2</sub> -	H -NHC(O)H
	73	O	-CH <sub>2</sub> (phen-1,2-ylene)NH(phen-1,4-ylene)(CH <sub>2</sub> ) <sub>2</sub> -	-NHC(O)CH=CH-
25	74	O	1-[-CH <sub>2</sub> (2-fluorophen-1,3-ylene)CH <sub>2</sub> ](piperidin-4-yl)(CH <sub>2</sub> ) <sub>2</sub> -	-NHC(O)CH=CH-
	75	O	-(CH <sub>2</sub> ) <sub>3</sub> NH(phen-1,4-ylene)(CH <sub>2</sub> ) <sub>2</sub> -	-NHC(O)CH=CH-
	76	O	-(CH <sub>2</sub> ) <sub>2</sub> C(O)NH(3-chlorophen-1,4-ylene)CH <sub>2</sub> -	-NHC(O)CH=CH-
	77	O	-(CH <sub>2</sub> ) <sub>2</sub> C(O)NH(2-(CF <sub>3</sub> O)-phen-1,4-ylene)CH <sub>2</sub> -	-NHC(O)CH=CH-
30	78	O	-(CH <sub>2</sub> ) <sub>3</sub> (phen-1,3-ylene)NH(phen-1,4-ylene)(CH <sub>2</sub> ) <sub>2</sub> -	-NHC(O)CH=CH-
	79	O	-CH <sub>2</sub> (phen-1,3-ylene)NH(phen-1,4-ylene)(CH <sub>2</sub> ) <sub>2</sub> -	-NHC(O)CH=CH-
	80	O	-(CH <sub>2</sub> ) <sub>2</sub> C(O)NH(2-iodophen-1,4-ylene)CH <sub>2</sub> -	-NHC(O)CH=CH-
35	81	O	-(CH <sub>2</sub> ) <sub>2</sub> C(O)NH(2-chloro-6-methylphen-1,4-ylene)CH <sub>2</sub> -	-NHC(O)CH=CH-
	82	O	-(CH <sub>2</sub> ) <sub>2</sub> C(O)NH(CH <sub>2</sub> ) <sub>5</sub> - (racemic)	-NHC(O)CH=CH-
	83	O	-(CH <sub>2</sub> ) <sub>2</sub> C(O)NH(2-bromophen-1,4-ylene)CH <sub>2</sub> -	-NHC(O)CH=CH-
	84	O	-(CH <sub>2</sub> ) <sub>3</sub> (phen-1,2-ylene)NH(phen-1,4-ylene)(CH <sub>2</sub> ) <sub>2</sub> -	-NHC(O)CH=CH-
40	85	O	1-[-CH <sub>2</sub> (2-fluorophen-1,3-ylene)CH <sub>2</sub> ](piperidin-4-yl)(CH <sub>2</sub> ) <sub>3</sub> -	-NHC(O)CH=CH-
	86	O	-(CH <sub>2</sub> ) <sub>2</sub> C(O)NH(2-methoxyphen-1,4-ylene)CH <sub>2</sub> -	-NHC(O)CH=CH-
	87	O	-(CH <sub>2</sub> ) <sub>5</sub> NH(phen-1,4-ylene)(CH <sub>2</sub> ) <sub>2</sub> -	-NHC(O)CH=CH-
45	88	O	4-[-(CH <sub>2</sub> ) <sub>2</sub> ](piperidin-1-yl)(phen-1,4-ylene)(CH <sub>2</sub> ) <sub>2</sub> -	-NHC(O)CH=CH-
	89	O	-(CH <sub>2</sub> ) <sub>2</sub> C(O)NH(phen-1,4-ylene)CH(CH <sub>3</sub> )CH <sub>2</sub> -	-NHC(O)CH=CH-
	90	O	-(CH <sub>2</sub> ) <sub>2</sub> -( <i>trans</i> -cyclohex-1,4-ylene)NH(phen-1,4-ylene)(CH <sub>2</sub> ) <sub>2</sub> -	-NHC(O)CH=CH-
	91	O	-(CH <sub>2</sub> ) <sub>2</sub> C(O)NH(2-fluorophen-1,4-ylene)CH <sub>2</sub> -	-NHC(O)CH=CH-
50	92	O	-(CH <sub>2</sub> ) <sub>2</sub> (phen-1,3-ylene)NH(phen-1,4-ylene)(CH <sub>2</sub> ) <sub>2</sub> -	-NHC(O)CH=CH-
	93	O	-(CH <sub>2</sub> ) <sub>2</sub> C(O)NH(2,5-difluorophen-1,4-ylene)CH <sub>2</sub> -	-NHC(O)CH=CH-
	94	O	-(CH <sub>2</sub> ) <sub>2</sub> NHC(O)(phen-1,4-ylene)(CH <sub>2</sub> ) <sub>2</sub> -	-NHC(O)CH=CH-
55	95	O	1-[-CH <sub>2</sub> (pyrid-2,6-ylene)CH <sub>2</sub> ](piperidin-4-yl)CH <sub>2</sub> -	-NHC(O)CH=CH-
	96	O	-(CH <sub>2</sub> ) <sub>2</sub> NH(naphth-1,4-ylene)(CH <sub>2</sub> ) <sub>2</sub> -	-NHC(O)CH=CH-
	97	O	4-[-(CH <sub>2</sub> ) <sub>2</sub> ](piperidin-1-yl)C(O)(phen-1,4-ylene)CH <sub>2</sub> -	-NHC(O)CH=CH-

EP 3 012 254 A1

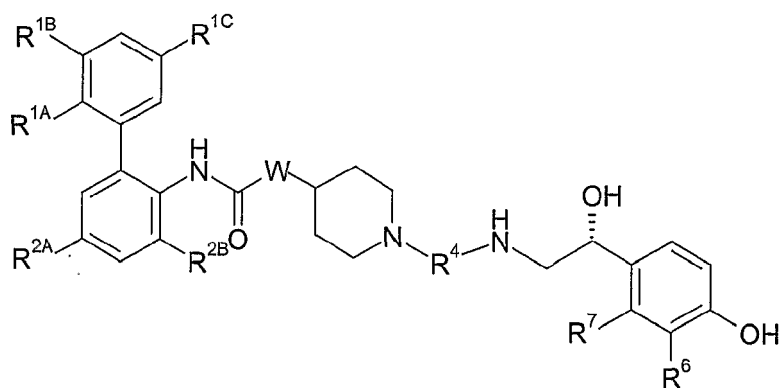
(continued)

Ex.	W	R <sup>4</sup>	R <sup>6</sup>	R <sup>7</sup>
5	98	O	-(CH <sub>2</sub> ) <sub>3</sub> (phen-1,4-ylene)NHC(O)(CH <sub>2</sub> ) <sub>2</sub> -	-NHC(O)CH=CH-
	99	O	-(CH <sub>2</sub> ) <sub>3</sub> O(phen-1,4-ylene)CH <sub>2</sub> -	-NHC(O)CH=CH-
	100	O	2-[-(CH <sub>2</sub> ) <sub>2</sub> ](benzimidazol-5-yl)CH <sub>2</sub> -	-NHC(O)CH=CH-
	101	O	-(CH <sub>2</sub> ) <sub>2</sub> -(trans-cyclohex-1,4-ylene)NHC(O)(CH <sub>2</sub> ) <sub>2</sub> -	-NHC(O)CH=CH-
10	102	O	-(CH <sub>2</sub> ) <sub>2</sub> -(trans-cyclohex-1,4-ylene)NHC(O)(CH <sub>2</sub> ) <sub>4</sub> -	-NHC(O)CH=CH-
	103	O	-(CH <sub>2</sub> ) <sub>2</sub> -(trans-cyclohex-1,4-ylene)NHC(O)(CH <sub>2</sub> ) <sub>5</sub> -	-NHC(O)CH=CH-
	104	O	4-[-(CH <sub>2</sub> ) <sub>2</sub> ](piperidin-1-yl)C(O)(CH <sub>2</sub> ) <sub>2</sub> -	-NHC(O)CH=CH-
15	105	O	-(CH <sub>2</sub> ) <sub>2</sub> NHC(O)NH(phen-1,4-ylene)CH <sub>2</sub> -	-NHC(O)CH=CH-
	106	O	-(CH <sub>2</sub> ) <sub>2</sub> N(CH <sub>3</sub> )(CH <sub>2</sub> ) <sub>2</sub> (cis-cyclohex-1,4-ylene)-	-NHC(O)CH=CH-
	107	O	-(CH <sub>2</sub> ) <sub>2</sub> C(O)NH(2,3,5,6-tetrafluorophen-1,4-ylene)CH <sub>2</sub> -	-NHC(O)CH=CH-
	108	O	-(CH <sub>2</sub> ) <sub>2</sub> C(O)NH(2,6-diiodophen-1,4-ylene)CH <sub>2</sub> -	-NHC(O)CH=CH-
20	109	O	4-[-(CH <sub>2</sub> ) <sub>2</sub> ](piperidin-1-yl)C(O)(CH <sub>2</sub> ) <sub>3</sub> -	-NHC(O)CH=CH-
	110	O	4-[-(CH <sub>2</sub> ) <sub>2</sub> ](piperidin-1-yl)C(O)(CH <sub>2</sub> ) <sub>4</sub> -	-NHC(O)CH=CH-
	111	O	4-[-(CH <sub>2</sub> ) <sub>2</sub> ](piperidin-1-yl)C(O)(CH <sub>2</sub> ) <sub>5</sub> -	-NHC(O)CH=CH-
25	112	O	-(CH <sub>2</sub> ) <sub>2</sub> C(O)NHCH <sub>2</sub> (phen-1,4-ylene)CH <sub>2</sub> -	-NHC(O)CH=CH-
	113	O	-(CH <sub>2</sub> ) <sub>2</sub> C(O)NHCH <sub>2</sub> (phen-1,4-ylene)CH <sub>2</sub> -	H -NHC(O)H
	114	O	-(CH <sub>2</sub> ) <sub>2</sub> NHC(O)NHCH <sub>2</sub> (phen-1,4-ylene)CH <sub>2</sub> -	-NHC(O)CH=CH-
	115	O	-(CH <sub>2</sub> ) <sub>2</sub> NHC(O)NHCH <sub>2</sub> (phen-1,4-ylene)CH <sub>2</sub> -	H -NHC(O)H
30	116	O	-(CH <sub>2</sub> ) <sub>2</sub> C(O)NH(2-methylphen-1,4-ylene)CH <sub>2</sub> -	-NHC(O)CH=CH-
	117	O	1-[-(CH <sub>2</sub> ) <sub>3</sub> O(phen-1,4-ylene)(CH <sub>2</sub> ) <sub>2</sub> ](piperidin-4-yl)CH <sub>2</sub> -	-NHC(O)CH=CH-
	118	O	-(CH <sub>2</sub> ) <sub>2</sub> C(O)NHCH <sub>2</sub> (phen-1,3-ylene)(CH <sub>2</sub> ) <sub>2</sub> -	-NHC(O)CH=CH-
35	119	O	-(CH <sub>2</sub> ) <sub>2</sub> O(phen-1,3-ylene)CH <sub>2</sub> -	-NHC(O)CH=CH-
	120	O	-(CH <sub>2</sub> ) <sub>2</sub> N(CH <sub>3</sub> )C(O)CH <sub>2</sub> O(phen-1,4-ylene)CH <sub>2</sub> -	-NHC(O)CH=CH-
	121	O	-(CH <sub>2</sub> ) <sub>2</sub> N(CH <sub>3</sub> )C(O)CH <sub>2</sub> O(phen-1,3-ylene)CH <sub>2</sub> -	-NHC(O)CH=CH-
	122	O	-(CH <sub>2</sub> ) <sub>2</sub> N(CH <sub>3</sub> )C(O)(fur-2,5-ylene)CH <sub>2</sub> -	-NHC(O)CH=CH-
40	123	O	-(CH <sub>2</sub> ) <sub>2</sub> N(CH <sub>3</sub> )C(O)(thien-2,5-ylene)CH <sub>2</sub> -	-NHC(O)CH=CH-
	124	O	-(CH <sub>2</sub> ) <sub>2</sub> O(phen-1,4-ylene)O(CH <sub>2</sub> ) <sub>2</sub> -	-NHC(O)CH=CH-
	125	O	-(CH <sub>2</sub> ) <sub>2</sub> (trans-cyclohex-1,4-ylene)NHC(O)(phen-1,4-ylene)CH <sub>2</sub> -	-NHC(O)CH=CH-
45	126	O	-(CH <sub>2</sub> ) <sub>2</sub> (trans-cyclohex-1,4-ylene)NHC(O)CH <sub>2</sub> O(phen-1,2-ylene)CH <sub>2</sub> -	-NHC(O)CH=CH-
	127	O	-(CH <sub>2</sub> ) <sub>2</sub> (trans-cyclohex-1,4-ylene)NHC(O)CH <sub>2</sub> O(phen-1,3-ylene)CH <sub>2</sub> -	-NHC(O)CH=CH-
	128	O	-(CH <sub>2</sub> ) <sub>2</sub> (trans-cyclohex-1,4-ylene)NHC(O)CH <sub>2</sub> O(phen-1,4-ylene)CH <sub>2</sub> -	-NHC(O)CH=CH-
	129	O	-(CH <sub>2</sub> ) <sub>2</sub> (trans-cyclohex-1,4-ylene)NHC(O)(fur-2,5-ylene)CH <sub>2</sub> -	-NHC(O)CH=CH-
50	130	O	-(CH <sub>2</sub> ) <sub>2</sub> (trans-cyclohex-1,4-ylene)NHC(O)(thien-2,5-ylene)CH <sub>2</sub> -	-NHC(O)CH=CH-
	131	O	4-[-(CH <sub>2</sub> ) <sub>2</sub> ](piperidin-1-yl)C(O)CH <sub>2</sub> O(phen-1,2-ylene)CH <sub>2</sub> -	-NHC(O)CH=CH-
	132	O	4-[-(CH <sub>2</sub> ) <sub>2</sub> ](piperidin-1-yl)C(O)CH <sub>2</sub> O(phen-1,3-ylene)CH <sub>2</sub> -	-NHC(O)CH=CH-
55	133	O	4-[-(CH <sub>2</sub> ) <sub>2</sub> ](piperidin-1-yl)C(O)CH <sub>2</sub> O(phen-1,4-ylene)CH <sub>2</sub> -	-NHC(O)CH=CH-
	134	O	4-[-(CH <sub>2</sub> ) <sub>2</sub> ](piperidin-1-yl)C(O)(fur-2,5-ylene)CH <sub>2</sub> -	-NHC(O)CH=CH-
	135	O	4-[-(CH <sub>2</sub> ) <sub>2</sub> ](piperidin-1-yl)C(O)(thien-2,5-ylene)CH <sub>2</sub> -	-NHC(O)CH=CH-

(continued)

Ex.	W	R <sup>4</sup>	R <sup>6</sup>	R <sup>7</sup>
136	O	-(CH <sub>2</sub> ) <sub>2</sub> (phen-1,4-ylene)NHC(O)(phen-1,3-ylene)CH <sub>2</sub> -	-NHC(O)CH=CH-	
137	O	-(CH <sub>2</sub> ) <sub>2</sub> (phen-1,4-ylene)NHC(O)(phen-1,4-ylene)CH <sub>2</sub> -	-NHC(O)CH=CH-	
138	O	-(CH <sub>2</sub> ) <sub>2</sub> (phen-1,4-ylene)NHC(O)CH <sub>2</sub> O(phen-1,2-ylene)CH <sub>2</sub> -	-NHC(O)CH=CH-	
139	O	-(CH <sub>2</sub> ) <sub>2</sub> (phen-1,4-ylene)NHC(O)CH <sub>2</sub> O(phen-1,3-ylene)CH <sub>2</sub> -	-NHC(O)CH=CH-	
140	O	-(CH <sub>2</sub> ) <sub>2</sub> (phen-1,4-ylene)NHC(O)CH <sub>2</sub> O(phen-1,4-ylene)CH <sub>2</sub> -	-NHC(O)CH=CH-	
141	O	-(CH <sub>2</sub> ) <sub>2</sub> (phen-1,4-ylene)NHC(O)(fur-2,5-ylene)CH <sub>2</sub> -	-NHC(O)CH=CH-	
142	O	-(CH <sub>2</sub> ) <sub>2</sub> (phen-1,4-ylene)NHC(O)(thien-2,5-ylene)CH <sub>2</sub> -	-NHC(O)CH=CH-	
143	O	-(CH <sub>2</sub> ) <sub>2</sub> ( <i>trans</i> -cyclohex-1,4-ylene)NHC(O)(phen-1,3-ylene)CH <sub>2</sub> -	-NHC(O)CH=CH-	
144	O	-(CH <sub>2</sub> ) <sub>3</sub> O(phen-1,3-ylene)CH <sub>2</sub> -	-NHC(O)CH=CH-	
145	O	-CH <sub>2</sub> CH(OH)CH <sub>2</sub> NH(phen-1,4-ylene)(CH <sub>2</sub> ) <sub>2</sub> -	-NHC(O)CH=CH-	
146	O	-(CH <sub>2</sub> ) <sub>4</sub> NH(phen-1,4-ylene)(CH <sub>2</sub> ) <sub>2</sub> -	-NHC(O)CH=CH-	
147	O	-(CH <sub>2</sub> ) <sub>2</sub> C(O)NH(phen-1,4-ylene)CH <sub>2</sub> NHC(O)CH <sub>2</sub> -	-NHC(O)CH=CH-	
148	O	-(CH <sub>2</sub> ) <sub>2</sub> C(O)NH(phen-1,4-ylene)(CH <sub>2</sub> ) <sub>2</sub> NHC(O)CH <sub>2</sub> -	-NHC(O)CH=CH-	
149	O	-(CH <sub>2</sub> ) <sub>2</sub> C(O)NHCH <sub>2</sub> ( <i>trans</i> -cyclohex-1,4-ylene)CH <sub>2</sub> -	-NHC(O)CH=CH-	
150	O	-(CH <sub>2</sub> ) <sub>2</sub> NHC(O)(CH <sub>2</sub> ) <sub>5</sub> -	-NHC(O)CH=CH-	
151	O	-(CH <sub>2</sub> ) <sub>2</sub> O(phen-1,3-ylene)O(CH <sub>2</sub> ) <sub>2</sub> -	-NHC(O)CH=CH-	
152	O	-(CH <sub>2</sub> ) <sub>2</sub> O(phen-1,2-ylene)O(CH <sub>2</sub> ) <sub>2</sub> -	-NHC(O)CH=CH-	
153	O	-CH <sub>2</sub> (phen-1,2-ylene)O(phen-1,2-ylene)CH <sub>2</sub> -	-NHC(O)CH=CH-	
154	O	-(CH <sub>2</sub> ) <sub>2</sub> C(O)NH(CH <sub>2</sub> ) <sub>6</sub> -	-NHC(O)CH=CH-	
155	O	-(CH <sub>2</sub> ) <sub>2</sub> NHC(O)( <i>cis</i> -cyclopent-1,3-ylene)-	-NHC(O)CH=CH-	
156	O	-(CH <sub>2</sub> ) <sub>3</sub> (phen-1,4-ylene)(CH <sub>2</sub> ) <sub>3</sub> -	-NHC(O)CH=CH-	
157	O	-(CH <sub>2</sub> ) <sub>3</sub> (phen-1,4-ylene)(CH <sub>2</sub> ) <sub>2</sub> -	-NHC(O)CH=CH-	
158	O	-(CH <sub>2</sub> ) <sub>4</sub> (phen-1,4-ylene)(CH <sub>2</sub> ) <sub>2</sub> -	-NHC(O)CH=CH-	
159	O	-(CH <sub>2</sub> ) <sub>3</sub> (furan-2,5-ylene)(CH <sub>2</sub> ) <sub>3</sub> -	-NHC(O)CH=CH-	
160	O	-(CH <sub>2</sub> ) <sub>2</sub> N(CH <sub>3</sub> )C(O)NH(phen-1,4-ylene)(CH <sub>2</sub> ) <sub>2</sub> -	-NHC(O)CH=CH-	
161	O	4-[-(CH <sub>2</sub> ) <sub>2</sub> ](piperidin-1-yl)C(O)NH(phen-1,4-ylene)(CH <sub>2</sub> ) <sub>2</sub> -	-NHC(O)CH=CH-	
162	O	-(CH <sub>2</sub> ) <sub>3</sub> (phen-1,3-ylene)(CH <sub>2</sub> ) <sub>3</sub> -	-NHC(O)CH=CH-	
163	O	-(CH <sub>2</sub> ) <sub>3</sub> (tetrahydrofuran-2,5-ylene)(CH <sub>2</sub> ) <sub>3</sub> -	-NHC(O)CH=CH-	
164	O	-(CH <sub>2</sub> ) <sub>2</sub> O(phen-1,4-ylene)C(O)(CH <sub>2</sub> ) <sub>2</sub> -	-NHC(O)CH=CH-	
<sup>1</sup> In Tables I-III, "(racemic)" means the compound is racemic at the chiral carbon bearing the hydroxyl group in formula V, VI or VII. <sup>2</sup> For this group, the nitrogen atom is attached at R <sup>6</sup> and carbon atom is attached at R <sup>7</sup> .				

**[0092]** Another particular group of compounds of formula I are compounds of formula VI:



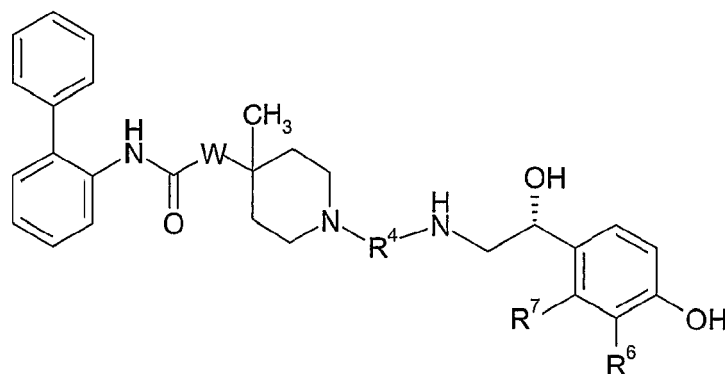
VI

wherein W, R<sup>1A</sup>, R<sup>1B</sup>, R<sup>1C</sup>, R<sup>2A</sup>, R<sup>2B</sup>, R<sup>4</sup>, R<sup>6</sup> and R<sup>7</sup> are as defined in Table II; or a pharmaceutically acceptable salt or solvate thereof.

Table II

Ex.	W	R <sup>1A</sup>	R <sup>1B</sup>	R <sup>1C</sup>	R <sup>2A</sup>	R <sup>2B</sup>	R <sup>4</sup>	R <sup>6</sup>	R <sup>7</sup>
165	O	H	H	H	Br	H	-(CH <sub>2</sub> ) <sub>9</sub> - (racemic)	-NHC(O)CH=CH-	
166	O	F	H	H	H	H	-(CH <sub>2</sub> ) <sub>9</sub> -	-NHC(O)CH=CH-	
167	O	H	Cl	H	F	F	-(CH <sub>2</sub> ) <sub>9</sub> -	-NHC(O)CH=CH-	
168	O	H	Cl	Cl	F	F	-(CH <sub>2</sub> ) <sub>9</sub> -	-NHC(O)CH=CH-	
169	O	H	H	H	F	F	-(CH <sub>2</sub> ) <sub>9</sub> -	-NHC(O)CH=CH-	

**[0093]** Another particular group of compounds of formula I are compounds of formula VII:



VII

wherein W, R<sup>4</sup>, R<sup>6</sup> and R<sup>7</sup> are as defined in Table III; or a pharmaceutically acceptable salt or solvate thereof.

Table III

Ex.	W	R <sup>4</sup>	R <sup>6</sup>	R <sup>7</sup>
170	O	-(CH <sub>2</sub> ) <sub>2</sub> C(O)NH(phen-1,4-ylene)CH <sub>2</sub> -	-NHC(O)CH=CH-	
171	O	-(CH <sub>2</sub> ) <sub>2</sub> C(O)NH(phen-1,4-ylene)CH <sub>2</sub> -	H	-NHC(O)H
172	O	-(CH <sub>2</sub> ) <sub>9</sub> -	-NHC(O)CH=CH-	
173	O	-(CH <sub>2</sub> ) <sub>9</sub> -	H	-NHC(O)H



(continued)

Ex.	W	R <sup>4</sup>	R <sup>6</sup>	R <sup>7</sup>
174	O	-(CH <sub>2</sub> ) <sub>2</sub> C(O)NH(CH <sub>2</sub> ) <sub>5</sub> -	-NHC(O)CH <sub>2</sub> CH <sub>2</sub> -	
175	O	-(CH <sub>2</sub> ) <sub>2</sub> C(O)NH(CH <sub>2</sub> ) <sub>5</sub> -	H	-NHC(O)H
176	O	-(CH <sub>2</sub> ) <sub>2</sub> NHC(O)(CH <sub>2</sub> ) <sub>5</sub> -	-NHC(O)CH=CH-	
177	O	-(CH <sub>2</sub> ) <sub>2</sub> NHC(O)(CH <sub>2</sub> ) <sub>5</sub> -	H	-NHC(O)H
178	O	-(CH <sub>2</sub> ) <sub>2</sub> NHC(O)(phen-1,4-ylene)CH <sub>2</sub> -	-NHC(O)CH=CH-	
179	O	-(CH <sub>2</sub> ) <sub>2</sub> NHC(O)(phen-1,4-ylene)CH <sub>2</sub> -	H	-NHC(O)H
180	O	-(CH <sub>2</sub> ) <sub>3</sub> (phen-1,4-ylene)NH(phen-1,4-ylene)(CH <sub>2</sub> ) <sub>2</sub> -	-NHC(O)CH=CH-	
181	O	-(CH <sub>2</sub> ) <sub>2</sub> NHC(O)(2-chlorophen-1,4-ylene)CH <sub>2</sub> -	-NHC(O)CH=CH-	
182	O	-(CH <sub>2</sub> ) <sub>2</sub> NHC(O)(2-chloro-5-methoxyphen-1,4-ylene)CH <sub>2</sub> -	-NHC(O)CH=CH-	

### Definitions

**[0094]** When describing the compounds, compositions, methods and processes of this invention, the following terms have the following meanings unless otherwise indicated.

**[0095]** The term "alkyl" means a monovalent saturated hydrocarbon group which may be linear or branched. Unless otherwise defined, such alkyl groups typically contain from 1 to 10 carbon atoms. Representative alkyl groups include, by way of example, methyl, ethyl, *n*-propyl, isopropyl, *n*-butyl, *sec*-butyl, isobutyl, *tert*-butyl, *n*-pentyl, *n*-hexyl, *n*-heptyl, *n*-octyl, *n*-nonyl, *n*-decyl and the like.

**[0096]** The term "alkylene" means a divalent saturated hydrocarbon group which may be linear or branched. Unless otherwise defined, such alkylene groups typically contain from 1 to 10 carbon atoms. Representative alkylene groups include, by way of example, methylene, ethane-1,2-diyl ("ethylene"), propane-1,2-diyl, propane-1,3-diyl, butane-1,4-diyl, pentane-1,5-diyl and the like.

**[0097]** The term "alkoxy" means a monovalent group of the formula (alkyl)-O-, where alkyl is as defined herein. Representative alkoxy groups include, by way of example, methoxy, ethoxy, *n*-propoxy, isopropoxy, *n*-butoxy, *sec*-butoxy, isobutoxy, *tert*-butoxy and the like.

**[0098]** The term "alkenyl" means a monovalent unsaturated hydrocarbon group which may be linear or branched and which has at least one, and typically 1, 2 or 3, carbon-carbon double bonds. Unless otherwise defined, such alkenyl groups typically contain from 2 to 10 carbon atoms. Representative alkenyl groups include, by way of example, ethenyl, *n*-propenyl, isopropenyl, *n*-but-2-enyl, *n*-hex-3-enyl and the like. The term "alkynylene" means a divalent alkenyl group.

**[0099]** The term "alkynyl" means a monovalent unsaturated hydrocarbon group which may be linear or branched and which has at least one, and typically 1, 2 or 3, carbon-carbon triple bonds. Unless otherwise defined, such alkynyl groups typically contain from 2 to 10 carbon atoms. Representative alkynyl groups include, by way of example, ethynyl, *n*-propynyl, *n*-but-2-ynyl, *n*-hex-3-ynyl and the like. The term "alkynylene" means a divalent alkynyl group.

**[0100]** The term "aryl" means a monovalent aromatic hydrocarbon having a single ring (i.e., phenyl) or fused rings (i.e., naphthalene). Unless otherwise defined, such aryl groups typically contain from 6 to 10 carbon ring atoms. Representative aryl groups include, by way of example, phenyl and naphthalene-1-yl, naphthalene-2-yl, and the like. The term "arylene" means a divalent aryl group.

**[0101]** The term "azacycloalkyl" means a monovalent heterocyclic ring containing one nitrogen atom, i.e., a cycloalkyl group in which one carbon atom has been replaced with a nitrogen atom. Unless otherwise defined, such azacycloalkyl groups typically contain from 2 to 9 carbon atoms. Representative examples of an azacycloalkyl group are pyrrolidinyl and piperidinyl groups. The term "azacycloalkylene" means a divalent azacycloalkyl group. Representative examples of an azacycloalkylene group are pyrrolidinylene and piperidinylene groups.

**[0102]** The term "cycloalkyl" means a monovalent saturated carbocyclic hydrocarbon group. Unless otherwise defined, such cycloalkyl groups typically contain from 3 to 10 carbon atoms. Representative cycloalkyl groups include, by way of example, cyclopropyl, cyclobutyl, cyclopentyl, cyclohexyl and the like. The term "cycloalkylene" means a divalent cycloalkyl group.

**[0103]** The term "halo" means fluoro, chloro, bromo and iodo.

**[0104]** The term "heteroaryl" means a monovalent aromatic group having a single ring or two fused rings and containing in the ring at least one heteroatom (typically 1 to 3 heteroatoms) selected from nitrogen, oxygen or sulfur. Unless otherwise defined, such heteroaryl groups typically contain from 5 to 10 total ring atoms. Representative heteroaryl groups include,

by way of example, monovalent species of pyrrole, imidazole, thiazole, oxazole, furan, thiophene, triazole, pyrazole, isoxazole, isothiazole, pyridine, pyrazine, pyridazine, pyrimidine, triazine, indole, benzofuran, benzothiophene, benzimidazole, benzthiazole, quinoline, isoquinoline, quinazoline, quinoxaline and the like, where the point of attachment is at any available carbon or nitrogen ring atom. The term "heteroarylene" means a divalent heteroaryl group.

**[0105]** The term "heterocyclyl" or "heterocyclic" means a monovalent saturated or unsaturated (non-aromatic) group having a single ring or multiple condensed rings and containing in the ring at least one heteroatom (typically 1 to 3 heteroatoms) selected from nitrogen, oxygen or sulfur. Unless otherwise defined, such heterocyclic groups typically contain from 2 to 9 total ring carbon atoms. Representative heterocyclic groups include, by way of example, monovalent species of pyrrolidine, imidazolidine, pyrazolidine, piperidine, 1,4-dioxane, morpholine, thiomorpholine, piperazine, 3-pyrroline and the like, where the point of attachment is at any available carbon or nitrogen ring atom. The term "heterocyclene" means a divalent heterocyclyl or heterocyclic group.

**[0106]** When a specific number of carbon atoms is intended for a particular term used herein, the number of carbon atoms is shown in parentheses preceding the term. For example, the term "(1-4C)alkyl" means an alkyl group having from 1 to 4 carbon atoms.

**[0107]** The term "pharmaceutically acceptable salt" means a salt which is acceptable for administration to a patient, such as a mammal (e.g., salts having acceptable mammalian safety for a given dosage regime). Such salts can be derived from pharmaceutically acceptable inorganic or organic bases and from pharmaceutically acceptable inorganic or organic acids. Salts derived from pharmaceutically acceptable inorganic bases include ammonium, calcium, copper, ferric, ferrous, lithium, magnesium, manganic, manganous, potassium, sodium, zinc and the like. Particularly preferred are ammonium, calcium, magnesium, potassium and sodium salts. Salts derived from pharmaceutically acceptable organic bases include salts of primary, secondary and tertiary amines, including substituted amines, cyclic amines, naturally-occurring amines and the like, such as arginine, betaine, caffeine, choline, N,N'-dibenzylethylenediamine, diethylamine, 2-diethylaminoethanol, 2-dimethylaminoethanol, ethanolamine, ethylenediamine, N-ethylmorpholine, N-ethylpiperidine, glucamine, glucosamine, histidine, hydrabamine, isopropylamine, lysine, methylglucamine, morpholine, piperazine, piperadine, polyamine resins, procaine, purines, theobromine, triethylamine, trimethylamine, tripropylamine, tromethamine and the like. Salts derived from pharmaceutically acceptable acids include acetic, ascorbic, benzenesulfonic, benzoic, camphosulfonic, citric, ethanesulfonic, edisyllic, fumaric, gentisic, gluconic, glucuronic, glutamic, hippuric, hydrobromic, hydrochloric, isethionic, lactic, lactobionic, maleic, malic, mandelic, methanesulfonic, mucic, naphthalenesulfonic, naphthalene-1,5-disulfonic, naphthalene-2,6-disulfonic, nicotinic, nitric, orotic, pamoic, pantothenic, phosphoric, succinic, sulfuric, tartaric, p-toluenesulfonic, xinafoic and the like. Particularly preferred are citric, hydrobromic, hydrochloric, isethionic, maleic, naphthalene-1,5-disulfonic, phosphoric, sulfuric and tartaric acids.

**[0108]** The term "salt thereof" means a compound formed when the hydrogen of an acid is replaced by a cation, such as a metal cation or an organic cation and the like. Preferably, the salt is a pharmaceutically acceptable salt, although this is not required for salts of intermediate compounds that are not intended for administration to a patient.

**[0109]** The term "solvate" means a complex or aggregate formed by one or more molecules of a solute, i.e. a compound of formula I or a pharmaceutically acceptable salt thereof, and one or more molecules of a solvent. Such solvates are typically crystalline solids having a substantially fixed molar ratio of solute and solvent. Representative solvents include, by way of example, water, methanol, ethanol, isopropanol, acetic acid and the like. When the solvent is water, the solvate formed is a hydrate.

**[0110]** It will be appreciated that the term "or a pharmaceutically acceptable salt or solvate or stereoisomer thereof" is intended to include all permutations of salts, solvates and stereoisomers, such as a solvate of a pharmaceutically acceptable salt of a stereoisomer of a compound of formula I.

**[0111]** The term "therapeutically effective amount" means an amount sufficient to effect treatment when administered to a patient in need of treatment.

**[0112]** The term "treating" or "treatment" as used herein means the treating or treatment of a disease or medical condition (such as COPD) in a patient, such as a mammal (particularly a human) that includes:

- (a) preventing the disease or medical condition from occurring, i.e., prophylactic treatment of a patient;
- (b) ameliorating the disease or medical condition, i.e., eliminating or causing regression of the disease or medical condition in a patient;
- (c) suppressing the disease or medical condition, i.e., slowing or arresting the development of the disease or medical condition in a patient; or
- (d) alleviating the symptoms of the disease or medical condition in a patient.

**[0113]** The term "leaving group" means a functional group or atom which can be displaced by another functional group or atom in a substitution reaction, such as a nucleophilic substitution reaction. By way of example, representative leaving groups include chloro, bromo and iodo groups; sulfonic ester groups, such as mesylate, tosylate, brosylate, nosylate and the like; and acyloxy groups, such as acetoxy, trifluoroacetoxy and the like.

**[0114]** The term "protected derivatives thereof" means a derivative of the specified compound in which one or more functional groups of the compound are protected from undesired reactions with a protecting or blocking group. Functional groups which may be protected include, by way of example, carboxylic acid groups, amino groups, hydroxyl groups, thiol groups, carbonyl groups and the like. Representative protecting groups for carboxylic acids include esters (such as a *p*-methoxybenzyl ester), amides and hydrazides; for amino groups, carbamates (such as *tert*-butoxycarbonyl) and amides; for hydroxyl groups, ethers and esters; for thiol groups, thioethers and thioesters; for carbonyl groups, acetals and ketals; and the like. Such protecting groups are well-known to those skilled in the art and are described, for example, in T. W. Greene and G. M. Wuts, *Protecting Groups in Organic Synthesis*, Third Edition, Wiley, New York, 1999, and references cited therein.

**[0115]** The term "amino-protecting group" means a protecting group suitable for preventing undesired reactions at an amino group. Representative amino-protecting groups include, but are not limited to, *tert*-butoxycarbonyl (BOC), trityl (Tr), benzyloxycarbonyl (Cbz), 9-fluorenylmethoxycarbonyl (Fmoc), formyl, trimethylsilyl (TMS), *tert*-butyldimethylsilyl (TBS), and the like.

**[0116]** The term "carboxy-protecting group" means a protecting group suitable for preventing undesired reactions at a carboxy group. Representative carboxy-protecting groups include, but are not limited to, esters, such as methyl, ethyl, *tert*-butyl, benzyl (Bn), *p*-methoxybenzyl (PMB), 9-fluorenylmethyl (Fm), trimethylsilyl (TMS), *tert*-butyldimethylsilyl (TBS), diphenylmethyl (benzhydryl, DPM) and the like.

**[0117]** The term "hydroxyl-protecting group" means a protecting group suitable for preventing undesirable reactions at a hydroxyl group. Representative hydroxyl-protecting groups include, but are not limited to, silyl groups including tri(1-6C)alkylsilyl groups, such as trimethylsilyl (TMS), triethylsilyl (TES), *tert*-butyldimethylsilyl (TBS) and the like; esters (acyl groups) including (1-6C)alkanoyl groups, such as formyl, acetyl and the like; arylmethyl groups, such as benzyl (Bn), *p*-methoxybenzyl (PMB), 9-fluorenylmethyl (Fm), diphenylmethyl (benzhydryl, DPM) and the like. Additionally, two hydroxyl groups can also be protected as an alkylidene group, such as prop-2-ylidene, formed, for example, by reaction with a ketone, such as acetone.

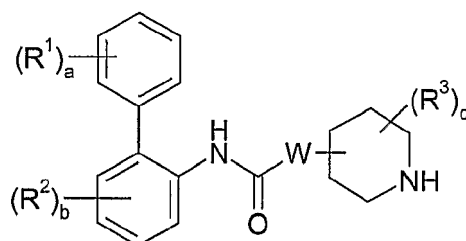
#### General Synthetic Procedures

**[0118]** The biphenyl derivatives of this invention can be prepared from readily available starting materials using the following general methods and procedures or by using other information readily available to those of ordinary skill in the art. Although a particular embodiment of the present invention may be shown or described herein, those skilled in the art will recognize that all embodiments or aspects of the present invention can be prepared using the methods described herein or by using other methods, reagents and starting materials known to those skilled in the art. It will also be appreciated that where typical or preferred process conditions (i.e., reaction temperatures, times, mole ratios of reactants, solvents, pressures, etc.) are given, other process conditions can also be used unless otherwise stated. While the optimum reaction conditions may vary depending on the particular reactants or solvent used, such conditions can be readily determined by one skilled in the art by routine optimization procedures.

**[0119]** Additionally, as will be apparent to those skilled in the art, conventional protecting groups may be necessary or desired to prevent certain functional groups from undergoing undesired reactions. The choice of a suitable protecting group for a particular functional group as well as suitable conditions for protection and deprotection of such functional groups are well-known in the art. Protecting groups other than those illustrated in the procedures described herein may be used, if desired. For example, numerous protecting groups, and their introduction and removal, are described in T. W. Greene and G. M. Wuts, *Protecting Groups in Organic Synthesis*, Third Edition, Wiley, New York, 1999, and references cited therein.

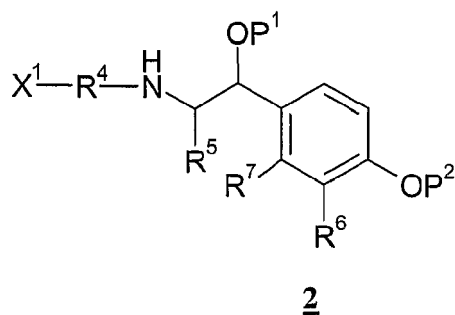
**[0120]** By way of illustration, the biphenyl derivatives of this invention can be prepared by a process comprising:

(a) reacting a compound of formula 1:

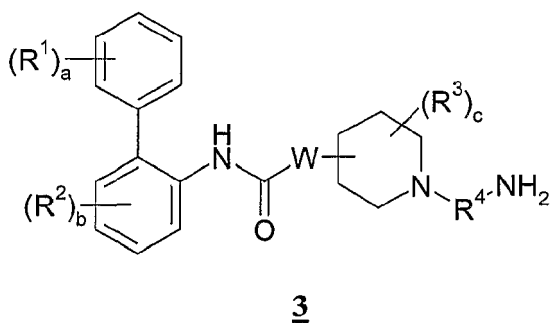


1

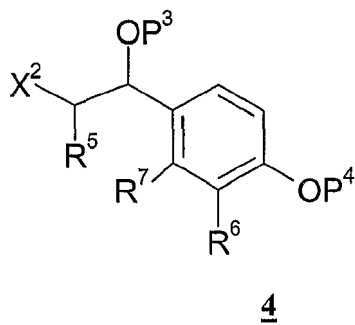
or a salt thereof; with a compound of formula 2:



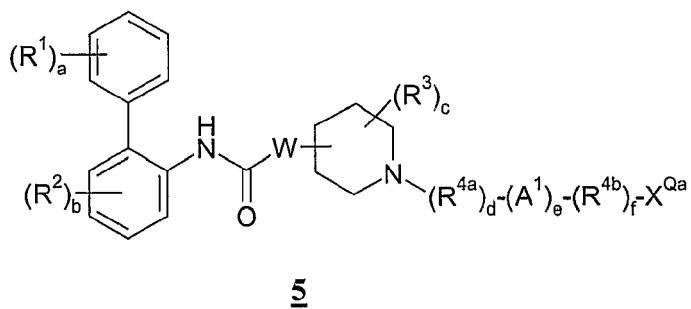
wherein X<sup>1</sup> represents a leaving group, and P<sup>1</sup> and P<sup>2</sup> each independently represent a hydrogen atom or a hydroxyl-protecting group;  
(b) reacting a compound of formula 3:



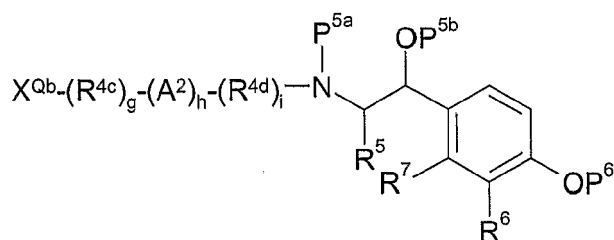
or salt thereof; with a compound of formula 4:



wherein X<sup>2</sup> represents a leaving group, and P<sup>3</sup> and P<sup>4</sup> each independently represent a hydrogen atom or a hydroxyl-protecting group;  
(c) coupling a compound of formula 5:



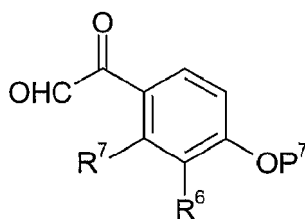
with a compound of formula 6:



6

wherein  $X^{Qa}$  and  $X^{Qb}$  each independently represent functional groups that couple to form a group Q,  $P^{5a}$  represents a hydrogen atom or an amino-protecting group; and  $P^{5b}$  and  $P^6$  each independently represent a hydrogen atom or a hydroxyl-protecting group;

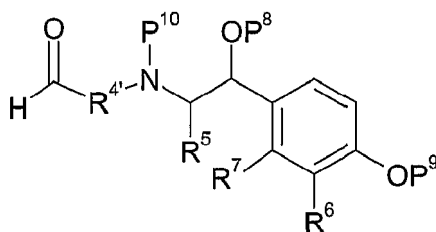
(d) for a compound of formula I wherein  $R^5$  represents a hydrogen atom, reacting a compound of formula 3 with a compound of formula 7:



7

or a hydrate thereof (e.g., a glyoxal), in the presence of a reducing agent, wherein  $P^7$  represents a hydrogen atom or a hydroxyl-protecting group;

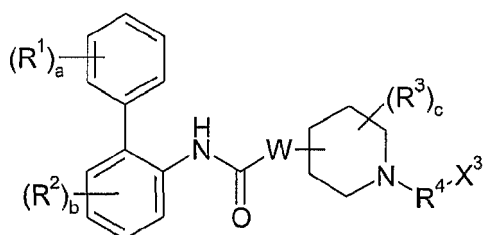
(e) reacting a compound of formula 1 with a compound of formula 8:



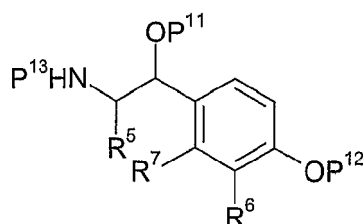
8

or a hydrate thereof, in the presence of a reducing agent, wherein  $P^8$  and  $P^9$  each independently represent a hydrogen atom or a hydroxyl-protecting group,  $P^{10}$  represents a hydrogen atom or an amino-protecting group, and  $R^{4'}$  represents a residue that, together with the carbon to which it is attached, affords a group  $R^4$  upon completion of the reaction;

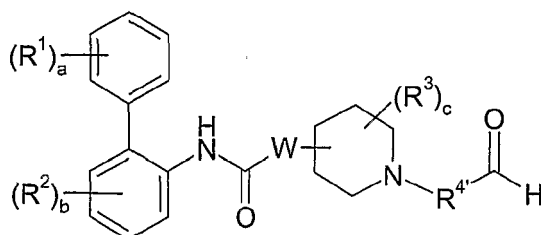
(f) reacting a compound of formula 9:

**9**

wherein X<sup>3</sup> represents a leaving group, with a compound of formula **10**:

**10**

wherein P<sup>11</sup> and P<sup>12</sup> each independently represent a hydrogen atom or a hydroxyl-protecting group, and P<sup>13</sup> represents a hydrogen atom or an amino-protecting group; or (g) reacting a compound of formula **11**:

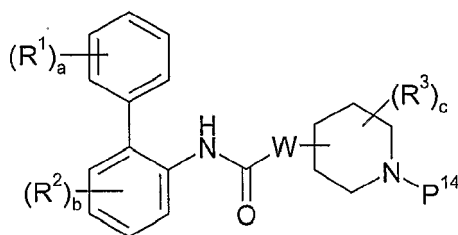
**11**

or a hydrate thereof; wherein R<sup>4'</sup> represents a residue that, together with the carbon to which it is attached, affords a group R<sup>4</sup> upon completion of the reaction; with a compound of formula **10** in the presence of a reducing agent; and then removing any protecting group P<sup>1</sup>, P<sup>2</sup>, P<sup>3</sup>, P<sup>4</sup>, P<sup>5a</sup>, P<sup>5b</sup>, P<sup>6</sup>, P<sup>7</sup>, P<sup>8</sup>, P<sup>9</sup>, P<sup>10</sup>, P<sup>11</sup>, P<sup>12</sup> or P<sup>13</sup> to provide a compound of formula I; and optionally, forming a pharmaceutically acceptable salt thereof.

**[0121]** Generally, if a salt of one of the starting materials is used in the processes described above, such as an acid addition salt, the salt is typically neutralized before or during the reaction process. This neutralization reaction is typically accomplished by contacting the salt with one molar equivalent of a base for each molar equivalent of acid addition salt.

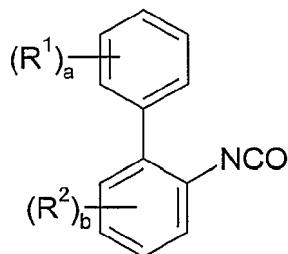
**[0122]** In process (a), i.e., the reaction between the compounds of formula **1** and **2**, the leaving group represented by X<sup>1</sup> can be, for example, halo, such as chloro, bromo or iodo, or a sulfonic ester group, such as mesylate or tosylate. The groups P<sup>1</sup> and P<sup>2</sup> can be, for example, trimethylsilyl and benzyl, respectively. This reaction is typically conducted in an inert diluent, such as acetonitrile, in the presence of a base. For example, this reaction can be conducted in the presence of a tertiary amine, such as diisopropylethylamine. Generally, this reaction is conducted at a temperature in the range of from 0 °C to 100 °C until the reaction is substantially complete. The reaction product is then isolated using conventional procedures, such as extraction, recrystallization, chromatography and the like.

**[0123]** Compounds of formula **1** are generally known in the art or can be prepared from commercially available starting materials and reagents using well-known procedures. For example, compounds of formula **1** can be prepared by deprotecting a compound of formula **12**:

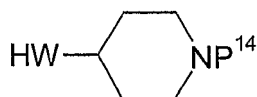
**12**

wherein P<sup>14</sup> represents an amino-protecting group, such as a benzyl group. By way of illustration, a benzyl group can be readily removed by reduction using, for example, hydrogen or ammonium formate and a group VIII metal catalyst, such as palladium on carbon. When W represents NW<sup>a</sup>, the hydrogenation reaction is conveniently performed using Pearlman's catalyst (i.e., Pd(OH)<sub>2</sub>).

**[0124]** Compounds of formula **12** can be prepared by reacting an isocyanate compound of formula **13**:

**13**

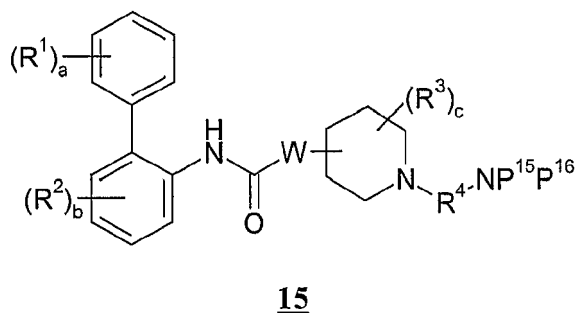
with a compound of formula **14**:

**14**

**[0125]** Compounds of formula **2** can be prepared by various procedures described herein or by procedures that are well-known to those skilled in the art. For example, the hydroxyl group of a compound of formula **23** below, can be readily converted into a leaving group using well-known reagents and procedures. By way of illustration, a hydroxyl group can be converted into a halo group using an inorganic acid halide, such as thionyl chloride, phosphorous trichloride, phosphorous tribromide, phosphorous oxychloride and the like, or a halogen acid, such as a hydrogen bromide.

**[0126]** In process (b), i.e., the reaction of a compound of formula **3** with a compound of formula **4**, the leaving represented by X<sup>2</sup> can be, for example, halo, such as chloro, bromo or iodo, or a sulfonic ester group, such as mesylate or tosylate. The groups P<sup>3</sup> and P<sup>4</sup> can be, for example, *tert*-butyldimethylsilyl and benzyl, respectively. This reaction is typically conducted in the presence of a base, such as sodium bicarbonate, and an alkali metal iodide, such as sodium iodide. Generally, this reaction is conducted in an inert diluent, such as tetrahydrofuran, at a temperature ranging from 25 °C to 100 °C until the reaction is substantially complete. The reaction product is then isolated using conventional procedures, such as extraction, recrystallization, chromatography and the like.

**[0127]** Compounds of formula **3** can be prepared by deprotecting a compound of formula **15**:



wherein one or both of P<sup>15</sup> and P<sup>16</sup> independently represents a protecting group, such as *tert*-butoxycarbonyl, and any remainder represents a hydrogen atom. For example, a *tert*-butoxycarbonyl group can be removed by treating the

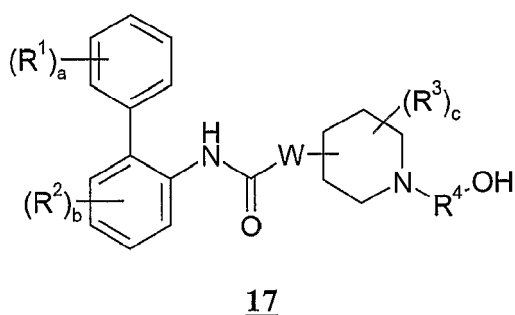
**[0128]** Compounds of formula **15** can be prepared by reacting a compound of formula **1** with a compound of formula **16**:



wherein X<sup>3</sup> represents a leaving group such as halo, such as chloro, bromo or iodo, or sulfonic ester group, such as mesylate or tosylate. This reaction is typically conducted by contacting a compound of formula **1** with a compound of formula **16** in an inert diluent, such as acetonitrile, DMF or mixtures thereof, at a temperature ranging from about 0 °C to about 100 °C until the reaction is substantially complete.

**[0129]** Alternatively, compounds of formula **3** can be obtained by reductive amination of a compound of formula **11**. The reductive amination can be performed by reacting the compound of formula **11** with, for example, benzylamine and hydrogen in the presence of palladium on carbon.

**[0130]** Compounds of formula **11** may be prepared by oxidizing the corresponding alcohol of formula **17**:



using a suitable oxidizing agent, such as sulfur trioxide pyridine complex and dimethyl sulfoxide. This oxidation reaction is typically conducted in an inert diluent, such as dichloromethane, the presence of a tertiary amine, such as diisopropylethylamine, at a temperature ranging from about -20 °C to about 25 °C.

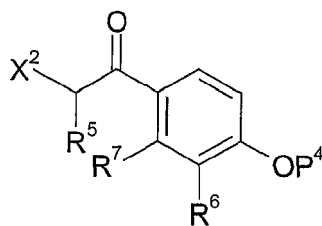
**[0131]** Compounds of formula **17** can be prepared by reacting a compound of formula **1** with a compound of formula **18**:



wherein X<sup>4</sup> represents a leaving group such as halo, such as chloro, bromo or iodo, or a sulfonic ester group, such as mesylate or tosylate.

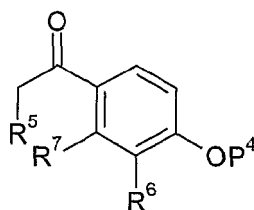
**[0132]** Compounds of formula **4** can be prepared by reacting a compound of formula **19**:



**19**

with a reducing agent, such as borane. If desired, such a reduction can be performed in the presence of a chiral catalyst to provide compounds of formula **4** in chiral form. For example, compounds of formula **19** can be reduced in the presence of a chiral catalyst formed from (*R*)-(+)- $\alpha,\alpha$ -diphenyl-2-pyrrolidinemethanol and trimethylboroxine; or alternatively, from (*S*)-(-)- $\alpha,\alpha$ -diphenyl-2-pyrrolidinemethanol and trimethylboroxine. The resulting hydroxyl group can then be protected with a hydroxyl-protecting group,  $P^3$ , by reaction with, for example, *tert*-butyldimethylsilyl trifluoromethanesulfonate.

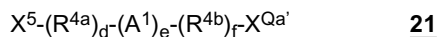
**[0133]** Compounds of formula **19** in which  $X^2$  represents a bromine atom can be prepared by reacting a compound of formula **20**:

**20**

with bromine in the presence of a Lewis acid, such as boron trifluoride diethyl etherate. Compounds of formula **20** are well-known in the art or can be prepared by well-known procedures using commercially available starting materials and reagents.

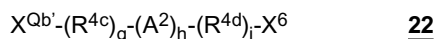
**[0134]** Referring to process (c), i.e., the reaction of a compound of formula **5** with a compound of formula **6**, it will be appreciated that the groups  $X^{Qa}$  and  $X^{Qb}$  should be selected so as to afford the desired group Q upon completion of the reaction. For example, when the desired group Q is an amide group, i.e.,  $-N(Q^a)C(O)-$  or  $-C(O)N(Q^b)$ , one of  $X^{Qa}$  and  $X^{Qb}$  can be an amine group (i.e.,  $-NHQ^a$  or  $-NHQ^b$ ) and the other can be a carboxyl group (i.e.,  $-COOH$ ) or a reactive derivative thereof (such as acyl halide, such as an acyl chloride or acyl bromide). The groups  $P^{5a}$ ,  $P^{5b}$  and  $P^6$  can be, for example, benzyl, trimethylsilyl and benzyl, respectively. When Q is an amide group, the reaction can be performed under conventional amide coupling conditions. Similarly, when the desired group Q is a sulfonamide, i.e.,  $-N(Q^c)S(O)_2-$  or  $-S(O)_2N(Q^d)-$ , one of  $X^{Qa}$  and  $X^{Qb}$  can be an amine group,  $-NHQ^c$  or  $-NHQ^d$  and the other can be a sulfonyl halide group (such as sulfonyl chloride or sulfonyl bromide).

**[0135]** Compounds of formula **5** can be prepared by reacting a compound of formula **1** with a compound of formula **21**:



wherein  $X^5$  represents a leaving group including halo, such as chloro, bromo or iodo, and a sulfonic ester group, such as mesylate or tosylate; and  $X^{Qa'}$  represents  $X^{Qa}$ , such as a carboxyl group or an amino group  $NHQ^a$ , or a protected derivative thereof, such as a (1-6C)alkoxycarbonylamino group or a *tert*-butoxycarbonylamino group. This reaction is typically conducted by a method analogous to that used to prepare compounds of formula **3**, followed by removing any protecting group in  $X^{Qa'}$ .

**[0136]** Compounds of formula **6** can be prepared by reacting a compound of formula **4** with a compound of formula **22**:



wherein  $X^6$  represents a leaving group including halo, such as chloro, bromo or iodo, and a sulfonic ester group, such as mesylate or tosylate; and  $X^{Qb'}$  represents  $X^{Qb}$ , such as a carboxyl group or an amino group  $NHQ^b$ , or a protected derivative thereof, such as a (1-6C)alkoxycarbonyl group or a *tert*-butoxycarbonylamino group. This reaction is typically conducted by a method analogous to that used to prepare compounds of formula **3**, followed by removing any protecting

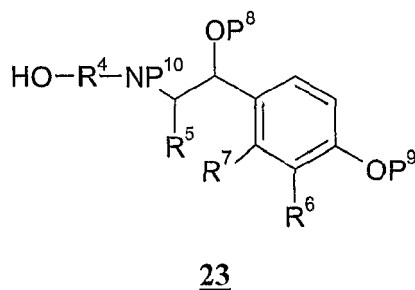
group in  $X^{Qb'}$ .

[0137] Referring to process (d), i.e., the reaction of a compound of formula 3 with a compound of formula 7, any suitable reducing agent may be used in this reaction. For example, the reducing agent can be hydrogen in the presence of a Group VIII metal catalyst, such as palladium on carbon; or a metal hydride reagent, such as sodium triacetoxyborohydride. The group  $P^7$  can be, for example, benzyl. This reaction is typically conducted in an inert diluent and a protic solvent, such as a mixture of dichloroethane and methanol, at a temperature in the range of from 0 °C to 100 °C until the reaction is substantially complete.

[0138] Compounds of formula 7 in the form of a hydrate can be prepared by conventional procedures, for example, by dibrominating a compound of formula 19 (where  $X^2$  in this case can also be hydrogen), and then hydrolyzing the resulting dibromide to form a glyoxal or a hydrate thereof. For example, a compound of formula 19 can be reacted with hydrogen bromide and then hydrolyzed with water to form the corresponding glyoxal hydrate.

[0139] Referring to process (e), i.e., the reaction of a compound of formula 1 with a compound of formula 8, any suitable reducing agent may be used in this reaction. For example, the reducing agent may be hydrogen in the presence of a Group VIII metal catalyst, such as palladium on carbon; or a metal hydride reagent, such as sodium triacetoxyborohydride. The groups  $P^8$ ,  $P^9$  and  $P^{10}$  can be, for example, trimethylsilyl, benzyl and benzyl, respectively. Typically, this reduction reaction is conducted in an inert diluent and a protic solvent, such as dichloroethane and methanol, at a temperature in the range of from 0 °C to 100 °C until the reaction is substantially complete.

[0140] Compounds of formula 8 may be prepared by oxidizing a compound of formula 23:



using any suitable oxidizing agent, such as sulfur trioxide pyridine complex and dimethyl sulfoxide. This reaction is typically conducted in the presence of a tertiary amine, such as diisopropylethylamine, at a temperature in the range of from about -20 °C to about 25 °C until the oxidation is substantially complete.

[0141] Compounds of formula 23 can be prepared by reacting a compound of formula 10 with a compound of formula 24:



wherein  $X^7$  represents a leaving group including halo, such as chloro, bromo or iodo, and a sulfonic ester group, such as mesylate or tosylate.

[0142] Referring to process (f), i.e., the reaction of a compound of formula 9 with a compound of formula 10, the leaving group represented by  $X^3$  can be, for example, halo, such as chloro, bromo or iodo, or a sulfonic ester group, such as mesylate or tosylate. The groups  $P^{11}$ ,  $P^{12}$  and  $P^{13}$  can be, for example, trimethylsilyl, benzyl and benzyl, respectively. This reaction is typically conducted in an inert diluent, such as acetonitrile, in the presence of a suitable base. For example, this reaction can be conducted in the presence of a tertiary amine, such as diisopropylethylamine. Generally, this reaction is conducted at a temperature in the range of from 0 °C to 100 °C until the reaction is substantially complete.

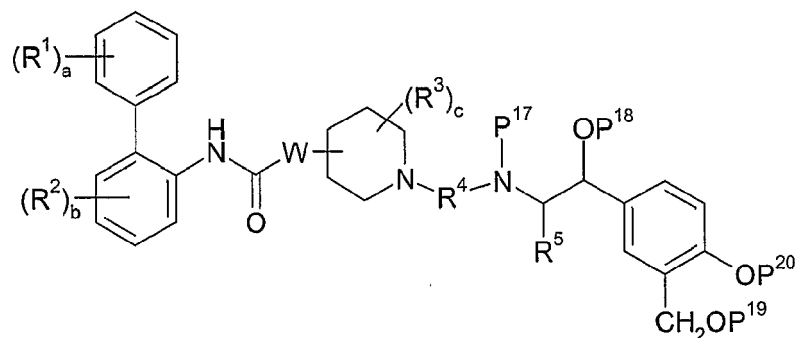
[0143] Compounds of formula 9 can be prepared by steps analogous to those of methods (a) to (e) herein, starting from a compound of formula 1. Additionally, compounds of formula 10 can be prepared from compounds of formula 4 by reaction with an amine of formula  $P^{13}NH_2$ .

[0144] Referring to process (g), i.e., the reaction of a compound of formula 11 with a compound of formula 10, any suitable reducing agent may be used in this reaction. For example, the reducing agent may be hydrogen in the presence of a Group VIII metal catalyst, such as palladium on carbon; or a metal hydride reagent, such as sodium triacetoxyborohydride. The groups  $P^{11}$ ,  $P^{12}$  and  $P^{13}$  can be, for example, *tert*-butyldimethylsilyl, benzyl and benzyl, respectively. Typically, this reduction reaction is conducted in an inert diluent and a protic solvent, such as dichloroethane and methanol, at a temperature in the range of from 0 °C to 100 °C until the reaction is substantially complete.

[0145] Compounds of formula 11 are readily prepared by oxidation of the corresponding alcohol or by hydrolysis of the corresponding acetal. Any suitable oxidizing agent may be employed in this reaction to provide the aldehyde, such as sulfur trioxide pyridine complex and dimethyl sulfoxide. The acetal may be hydrolyzed under conventional conditions using aqueous acid to provide the aldehyde.

[0146] In a particular embodiment, certain compounds of formula I are prepared by a process comprising:

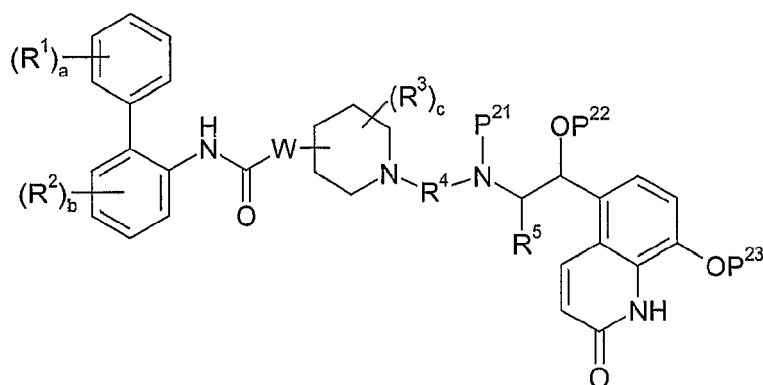
(h) deprotecting a compound of formula 25:



25

wherein P<sup>17</sup> represents a hydrogen atom or an amino-protecting group; and each of P<sup>18</sup>, P<sup>19</sup> and P<sup>20</sup> independently represent a hydrogen atom or a hydroxyl-protecting group; provided that at least one of P<sup>17</sup>, P<sup>18</sup>, P<sup>19</sup> or P<sup>20</sup> is a protecting group;

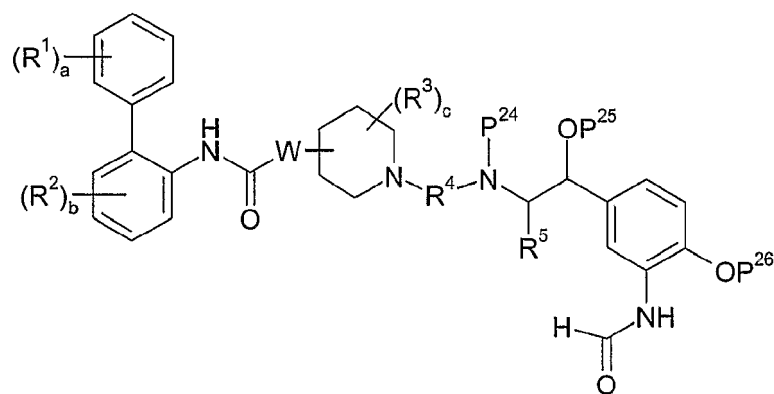
(i) deprotecting a compound of formula 26:



26

wherein P<sup>21</sup> represents a hydrogen atom or an amino-protecting group; and each of P<sup>22</sup> and P<sup>23</sup> independently represent a hydrogen atom or a hydroxyl-protecting group; provided that at least one of P<sup>21</sup>, P<sup>22</sup> or P<sup>23</sup> is a protecting group; or

(j) deprotecting a compound of formula 27:

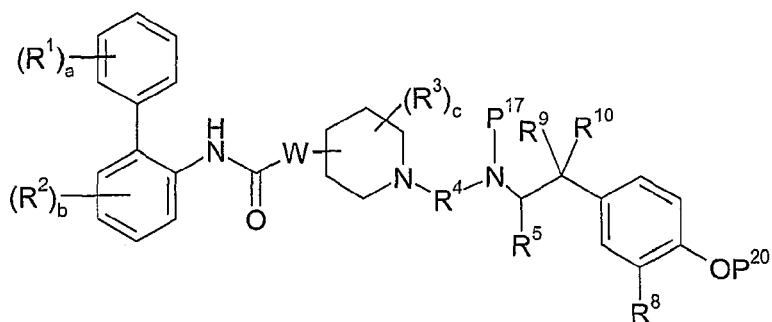
27

wherein  $P^{24}$  represents a hydrogen atom or an amino-protecting group; and each of  $P^{25}$  and  $P^{26}$  independently represent a hydrogen atom or a hydroxyl-protecting group; provided that at least one of  $P^{24}$ ,  $P^{25}$  or  $P^{26}$  is a protecting group.

to provide a compound of formula I and, optionally, forming a pharmaceutically acceptable salt of the compound of formula I.

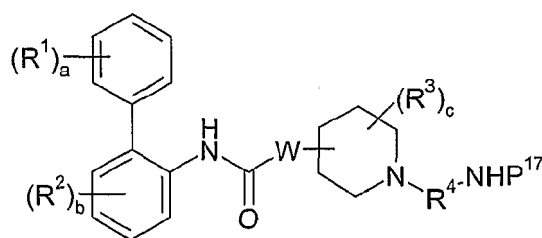
**[0147]** Referring to process (h), examples of particular values for  $P^{17}$ ,  $P^{18}$ ,  $P^{19}$  and  $P^{20}$  are: for  $P^{17}$ , hydrogen or benzyl; for  $P^{18}$  hydrogen or *tert*-butyldimethylsilyl; and for  $P^{19}$  and  $P^{20}$  hydrogen or benzyl, or together propylidene. In this process, benzyl protecting groups are conveniently removed by catalytic hydrogenation in the presence of a Group VIII metal catalyst, such as palladium on carbon; a *tert*-butyldimethylsilyl group is conveniently removed by treatment with hydrogen fluoride, such as triethylamine trihydrofluoride; and a propylidene group is conveniently removed by treatment with an acid, such as trifluoroacetic acid.

**[0148]** Compounds of formula 25 can be prepared by the methods described herein, such as by processes (a) to (g). Alternatively, compounds of formula 25 can be prepared by reacting a compound of formula 28:

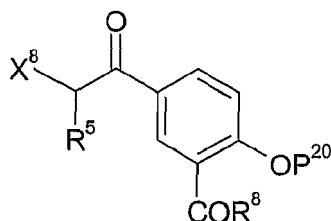
28

wherein  $R^8$  represents  $-CH_2OP^{19}$ ,  $-CHO$ ,  $-COOH$  or  $-C(O)O(1-6C)alkoxy$ , such as carbomethoxy,  $R^9$  represents  $-OP^{18}$  and  $R^{10}$  represents a hydrogen atom, or  $R^9$  and  $R^{10}$  together represent  $=O$ , with a reducing agent. Any suitable reducing agent may be used in this reaction including, by way of example, metal hydride reducing agents, such as sodium borohydride, lithium aluminum hydride and the like.

**[0149]** Compounds of formula 28 in which  $R^9$  and  $R^{10}$  together represent a  $=O$  group can be readily prepared by reacting a compound of formula 29:

29

or a salt thereof, with a compound of formula 30:

30

wherein X<sup>8</sup> represents a leaving group, such as a bromo.

**[0150]** Referring to process (i), examples of particular values for P<sup>21</sup>, P<sup>22</sup> and P<sup>23</sup> are: for P<sup>21</sup>, hydrogen or benzyl; for P<sup>22</sup> hydrogen or *tert*-butyldimethylsilyl; and for P<sup>23</sup> hydrogen or benzyl. In this process, benzyl protecting groups are conveniently removed by catalytic hydrogenation in the presence of a Group VIII metal catalyst, such as palladium on carbon; and a *tert*-butyldimethylsilyl group is conveniently removed by treatment with hydrogen fluoride, such as triethylamine trihydrofluoride. Compounds of formula 26 can be prepared by the methods described herein, such as by processes (a) to (g).

**[0151]** Referring to process (j), examples of particular values for P<sup>24</sup>, P<sup>25</sup> and P<sup>26</sup> are: for P<sup>24</sup>, hydrogen or benzyl; for P<sup>25</sup> hydrogen or *tert*-butyldimethylsilyl; and for P<sup>26</sup> hydrogen or benzyl. In this process, benzyl protecting groups are conveniently removed by catalytic hydrogenation in the presence of a Group VIII metal catalyst, such as palladium on carbon; and a *tert*-butyldimethylsilyl group is conveniently removed by treatment with hydrogen fluoride, such as triethylamine trihydrofluoride. Compounds of formula 27 can be prepared by the methods described herein, such as by processes (a) to (g).

**[0152]** Additionally, compounds of formula I in which R<sup>6</sup> and R<sup>7</sup> together form -NR<sup>7g</sup>C(O)-CR<sup>7h</sup>R<sup>7i</sup>-CR<sup>7j</sup>R<sup>7k</sup>- or -CR<sup>7l</sup>R<sup>7m</sup>-CR<sup>7n</sup>R<sup>7o</sup>-C(O)-NR<sup>7p</sup>- may be prepared by reducing a corresponding compound of formula I in which R<sup>6</sup> and R<sup>7</sup> together form -NR<sup>7a</sup>C(O)-CR<sup>7b</sup>=CR<sup>7c</sup>- or -CR<sup>7d</sup>=CR<sup>7e</sup>-C(O)-NR<sup>7f</sup>-, for example by catalytic hydrogenation as described in Example 6 hereinafter.

**[0153]** Further details regarding specific reaction conditions and other procedures for preparing representative compounds of this invention or intermediates thereof are described in the Examples set forth below.

#### Pharmaceutical Compositions and Formulations

**[0154]** The biphenyl derivatives of this invention are typically administered to a patient in the form of a pharmaceutical composition or formulation. Such pharmaceutical compositions may be administered to the patient by any acceptable route of administration including, but not limited to, inhaled, oral, nasal, topical (including transdermal) and parenteral modes of administration. It will be understood that any form of the compounds of this invention, (i.e., free base, pharmaceutically acceptable salt, solvate, etc.) that is suitable for the particular mode of administration can be used in the pharmaceutical compositions discussed herein.

**[0155]** Accordingly, in one of its compositions aspects, this invention is directed to a pharmaceutical composition comprising a pharmaceutically acceptable carrier or excipient and a therapeutically effective amount of a compound of formula I, or a pharmaceutically acceptable salt thereof. Optionally, such pharmaceutical compositions may contain other therapeutic and/or formulating agents if desired.

**[0156]** The pharmaceutical compositions of this invention typically contain a therapeutically effective amount of a compound of the present invention or a pharmaceutically acceptable salt thereof. Typically, such pharmaceutical compositions will contain from about 0.01 to about 95% by weight of the active agent; including, from about 0.01 to about 30% by weight; such as from about 0.01 to about 10% by weight of the active agent.

**[0157]** Any conventional carrier or excipient may be used in the pharmaceutical compositions of this invention. The choice of a particular carrier or excipient, or combinations of carriers or excipients, will depend on the mode of administration being used to treat a particular patient or type of medical condition or disease state. In this regard, the preparation of a suitable pharmaceutical composition for a particular mode of administration is well within the scope of those skilled in the pharmaceutical arts. Additionally, the ingredients for such compositions are commercially available from, for example, Sigma, P.O. Box 14508, St. Louis, MO 63178. By way of further illustration, conventional formulation techniques are described in Remington: The Science and Practice of Pharmacy, 20th Edition, Lippincott Williams & White, Baltimore, Maryland (2000); and H.C. Ansel et al., Pharmaceutical Dosage Forms and Drug Delivery Systems, 7th Edition, Lippincott Williams & White, Baltimore, Maryland (1999).

**[0158]** Representative examples of materials which can serve as pharmaceutically acceptable carriers include, but are not limited to, the following: (1) sugars, such as lactose, glucose and sucrose; (2) starches, such as corn starch and potato starch; (3) cellulose, and its derivatives, such as sodium carboxymethyl cellulose, ethyl cellulose and cellulose acetate; (4) powdered tragacanth; (5) malt; (6) gelatin; (7) talc; (8) excipients, such as cocoa butter and suppository waxes; (9) oils, such as peanut oil, cottonseed oil, safflower oil, sesame oil, olive oil, corn oil and soybean oil; (10) glycols, such as propylene glycol; (11) polyols, such as glycerin, sorbitol, mannitol and polyethylene glycol; (12) esters, such as ethyl oleate and ethyl laurate; (13) agar; (14) buffering agents, such as magnesium hydroxide and aluminum hydroxide; (15) alginic acid; (16) pyrogen-free water; (17) isotonic saline; (18) Ringer's solution; (19) ethyl alcohol; (20) phosphate buffer solutions; (21) compressed propellant gases, such as chlorofluorocarbons and hydrofluorocarbons; and (22) other non-toxic compatible substances employed in pharmaceutical compositions.

**[0159]** The pharmaceutical compositions of this invention are typically prepared by thoroughly and intimately mixing or blending a compound of the invention with a pharmaceutically acceptable carrier and one or more optional ingredients. If necessary or desired, the resulting uniformly blended mixture can then be shaped or loaded into tablets, capsules, pills, canisters, cartridges, dispensers and the like using conventional procedures and equipment.

**[0160]** In one embodiment, the pharmaceutical compositions of this invention are suitable for inhaled administration. Suitable pharmaceutical compositions for inhaled administration will typically be in the form of an aerosol or a powder. Such compositions are generally administered using well-known delivery devices, such as a nebulizer inhaler, a metered-dose inhaler (MDI), a dry powder inhaler (DPI) or a similar delivery device.

**[0161]** In a specific embodiment of this invention, the pharmaceutical composition comprising the active agent is administered by inhalation using a nebulizer inhaler. Such nebulizer devices typically produce a stream of high velocity air that causes the pharmaceutical composition comprising the active agent to spray as a mist that is carried into the patient's respiratory tract. Accordingly, when formulated for use in a nebulizer inhaler, the active agent is typically dissolved in a suitable carrier to form a solution. Alternatively, the active agent can be micronized and combined with a suitable carrier to form a suspension of micronized particles of respirable size, where micronized is typically defined as having about 90% or more of the particles with a diameter of less than about 10  $\mu\text{m}$ . Suitable nebulizer devices are provided commercially, for example, by PARI GmbH (Starnberg, German). Other nebulizer devices include Respimat (Boehringer Ingelheim) and those disclosed, for example, in U.S. Patent No. 6,123,068 and WO 97/12687.

**[0162]** A representative pharmaceutical composition for use in a nebulizer inhaler comprises an isotonic aqueous solution comprising from about 0.05  $\mu\text{g/mL}$  to about 10  $\text{mg/mL}$  of a compound of formula I or a pharmaceutically acceptable salt or solvate or stereoisomer thereof.

**[0163]** In another specific embodiment of this invention, the pharmaceutical composition comprising the active agent is administered by inhalation using a dry powder inhaler. Such dry powder inhalers typically administer the active agent as a free-flowing powder that is dispersed in a patient's air-stream during inspiration. In order to achieve a free flowing powder, the active agent is typically formulated with a suitable excipient such as lactose or starch.

**[0164]** A representative pharmaceutical composition for use in a dry powder inhaler comprises dry lactose having a particle size between about 1  $\mu\text{m}$  and about 100  $\mu\text{m}$  and micronized particles of a compound of formula I, or a pharmaceutically acceptable salt or solvate or stereoisomer thereof.

**[0165]** Such a dry powder formulation can be made, for example, by combining the lactose with the active agent and then dry blending the components. Alternatively, if desired, the active agent can be formulated without an excipient. The pharmaceutical composition is then typically loaded into a dry powder dispenser, or into inhalation cartridges or capsules for use with a dry powder delivery device.

**[0166]** Examples of dry powder inhaler delivery devices include Diskhaler (GlaxoSmithKline, Research Triangle Park, NC) (see, e.g., U.S. Patent No. 5,035,237); Diskus (GlaxoSmithKline) (see, e.g., U.S. Patent No. 6,378,519; Turbuhaler (AstraZeneca, Wilmington, DE) (see, e.g., U.S. Patent No. 4,524,769); Rotahaler (GlaxoSmithKline) (see, e.g., U.S. Patent No. 4,353,365) and Handihaler (Boehringer Ingelheim). Further examples of suitable DPI devices are described

in U.S. Patent Nos. 5,415,162, 5,239,993, and 5,715,810 and references cited therein.

**[0167]** In yet another specific embodiment of this invention, the pharmaceutical composition comprising the active agent is administered by inhalation using a metered-dose inhaler. Such metered-dose inhalers typically discharge a measured amount of the active agent or a pharmaceutically acceptable salt thereof using compressed propellant gas. Accordingly, pharmaceutical compositions administered using a metered-dose inhaler typically comprise a solution or suspension of the active agent in a liquefied propellant. Any suitable liquefied propellant may be employed including chlorofluorocarbons, such as CCl<sub>3</sub>F, and hydrofluoroalkanes (HFAs), such as 1,1,1,2-tetrafluoroethane (HFA 134a) and 1,1,1,2,3,3,3-heptafluoro-*n*-propane, (HFA 227). Due to concerns about chlorofluorocarbons affecting the ozone layer, formulations containing HFAs are generally preferred. Additional optional components of HFA formulations include co-solvents, such as ethanol or pentane, and surfactants, such as sorbitan trioleate, oleic acid, lecithin, and glycerin. See, for example, U.S. Patent No. 5,225,183, EP 0717987 A2, and WO 92/22286.

**[0168]** A representative pharmaceutical composition for use in a metered-dose inhaler comprises from about 0.01 % to about 5 % by weight of a compound of formula I, or a pharmaceutically acceptable salt or solvate or stereoisomer thereof; from about 0 % to about 20 % by weight ethanol; and from about 0 % to about 5 % by weight surfactant; with the remainder being an HFA propellant.

**[0169]** Such compositions are typically prepared by adding chilled or pressurized hydrofluoroalkane to a suitable container containing the active agent, ethanol (if present) and the surfactant (if present). To prepare a suspension, the active agent is micronized and then combined with the propellant. The formulation is then loaded into an aerosol canister, which forms a portion of a metered-dose inhaler device. Examples of metered-dose inhaler devices developed specifically for use with HFA propellants are provided in U.S. Patent Nos. 6,006,745 and 6,143,277. Alternatively, a suspension formulation can be prepared by spray drying a coating of surfactant on micronized particles of the active agent. See, for example, WO 99/53901 and WO 00/61108.

**[0170]** For additional examples of processes of preparing respirable particles, and formulations and devices suitable for inhalation dosing see U.S. Patent Nos. 6,268,533, 5,983,956, 5,874,063, and 6,221,398, and WO 99/55319 and WO 00/30614.

**[0171]** In another embodiment, the pharmaceutical compositions of this invention are suitable for oral administration. Suitable pharmaceutical compositions for oral administration may be in the form of capsules, tablets, pills, lozenges, cachets, dragees, powders, granules; or as a solution or a suspension in an aqueous or non-aqueous liquid; or as an oil-in-water or water-in-oil liquid emulsion; or as an elixir or syrup; and the like; each containing a predetermined amount of a compound of the present invention as an active ingredient.

**[0172]** When intended for oral administration in a solid dosage form (i.e., as capsules, tablets, pills and the like), the pharmaceutical compositions of this invention will typically comprise a compound of the present invention as the active ingredient and one or more pharmaceutically acceptable carriers, such as sodium citrate or dicalcium phosphate. Optionally or alternatively, such solid dosage forms may also comprise: (1) fillers or extenders, such as starches, lactose, sucrose, glucose, mannitol, and/or silicic acid; (2) binders, such as carboxymethylcellulose, alginates, gelatin, polyvinyl pyrrolidone, sucrose and/or acacia; (3) humectants, such as glycerol; (4) disintegrating agents, such as agar-agar, calcium carbonate, potato or tapioca starch, alginic acid, certain silicates, and/or sodium carbonate; (5) solution retarding agents, such as paraffin; (6) absorption accelerators, such as quaternary ammonium compounds; (7) wetting agents, such as cetyl alcohol and/or glycerol monostearate; (8) absorbents, such as kaolin and/or bentonite clay; (9) lubricants, such as talc, calcium stearate, magnesium stearate, solid polyethylene glycols, sodium lauryl sulfate, and/or mixtures thereof; (10) coloring agents; and (11) buffering agents.

**[0173]** Release agents, wetting agents, coating agents, sweetening, flavoring and perfuming agents, preservatives and antioxidants can also be present in the pharmaceutical compositions of this invention. Examples of pharmaceutically acceptable antioxidants include: (1) water-soluble antioxidants, such as ascorbic acid, cysteine hydrochloride, sodium bisulfate, sodium metabisulfate sodium sulfite and the like; (2) oil-soluble antioxidants, such as ascorbyl palmitate, butylated hydroxyanisole (BHA), butylated hydroxytoluene (BHT), lecithin, propyl gallate, alpha-tocopherol, and the like; and (3) metal-chelating agents, such as citric acid, ethylenediamine tetraacetic acid (EDTA), sorbitol, tartaric acid, phosphoric acid, and the like. Coating agents for tablets, capsules, pills and like, include those used for enteric coatings, such as cellulose acetate phthalate (CAP), polyvinyl acetate phthalate (PVAP), hydroxypropyl methylcellulose phthalate, methacrylic acid-methacrylic acid ester copolymers, cellulose acetate trimellitate (CAT), carboxymethyl ethyl cellulose (CMEC), hydroxypropyl methyl cellulose acetate succinate (HPMCAS), and the like.

**[0174]** If desired, the pharmaceutical compositions of the present invention may also be formulated to provide slow or controlled release of the active ingredient using, by way of example, hydroxypropyl methyl cellulose in varying proportions; or other polymer matrices, liposomes and/or microspheres.

**[0175]** In addition, the pharmaceutical compositions of the present invention may optionally contain opacifying agents and may be formulated so that they release the active ingredient only, or preferentially, in a certain portion of the gastrointestinal tract, optionally, in a delayed manner. Examples of embedding compositions which can be used include polymeric substances and waxes. The active ingredient can also be in micro-encapsulated form, if appropriate, with one

or more of the above-described excipients.

**[0176]** Suitable liquid dosage forms for oral administration include, by way of illustration, pharmaceutically acceptable emulsions, microemulsions, solutions, suspensions, syrups and elixirs. Such liquid dosage forms typically comprise the active ingredient and an inert diluent, such as, for example, water or other solvents, solubilizing agents and emulsifiers, such as ethyl alcohol, isopropyl alcohol, ethyl carbonate, ethyl acetate, benzyl alcohol, benzyl benzoate, propylene glycol, 1,3-butylene glycol, oils (esp., cottonseed, groundnut, corn, germ, olive, castor and sesame oils), glycerol, tetrahydrofuryl alcohol, polyethylene glycols and fatty acid esters of sorbitan, and mixtures thereof. Suspensions, in addition to the active ingredient, may contain suspending agents such as, for example, ethoxylated isostearyl alcohols, polyoxyethylene sorbitol and sorbitan esters, microcrystalline cellulose, aluminium metahydroxide, bentonite, agar-agar and tragacanth, and mixtures thereof.

**[0177]** When intended for oral administration, the pharmaceutical compositions of this invention are preferably packaged in a unit dosage form. The term "unit dosage form" means a physically discrete unit suitable for dosing a patient, i.e., each unit containing a predetermined quantity of active agent calculated to produce the desired therapeutic effect either alone or in combination with one or more additional units. For example, such unit dosage forms may be capsules, tablets, pills, and the like.

**[0178]** The compounds of this invention can also be administered transdermally using known transdermal delivery systems and excipients. For example, a compound of this invention can be admixed with permeation enhancers, such as propylene glycol, polyethylene glycol monolaurate, azacycloalkan-2-ones and the like, and incorporated into a patch or similar delivery system. Additional excipients including gelling agents, emulsifiers and buffers, may be used in such transdermal compositions if desired.

**[0179]** The pharmaceutical compositions of this invention may also contain other therapeutic agents that are co-administered with a compound of formula I, or pharmaceutically acceptable salt or solvate or stereoisomer thereof. For example, the pharmaceutical compositions of this invention may further comprise one or more therapeutic agents selected from other bronchodilators (e.g., PDE<sub>3</sub> inhibitors, adenosine 2b modulators and  $\beta_2$  adrenergic receptor agonists); anti-inflammatory agents (e.g. steroidal anti-inflammatory agents, such as corticosteroids; non-steroidal anti-inflammatory agents (NSAIDs), and PDE<sub>4</sub> inhibitors); other muscarinic receptor antagonists (i.e., anticholinergic agents); anti-infective agents (e.g. Gram positive and Gram negative antibiotics or antivirals); antihistamines; protease inhibitors; and afferent blockers (e.g., D<sub>2</sub> agonists and neurokinin modulators). The other therapeutic agents can be used in the form of pharmaceutically acceptable salts or solvates. Additionally, if appropriate, the other therapeutic agents can be used as optically pure stereoisomers.

**[0180]** Representative  $\beta_2$  adrenergic receptor agonists that can be used in combination with, and in addition to, the compounds of this invention include, but are not limited to, salmeterol, salbutamol, formoterol, salmefamol, fenoterol, terbutaline, albuterol, isoetharine, metaproterenol, bitolterol, pirbuterol, levalbuterol and the like, or pharmaceutically acceptable salts thereof. Other  $\beta_2$  adrenergic receptor agonists that can be used in combination with the compounds of this invention include, but are not limited to, 3-(4-[[6-((2R)-2-hydroxy-2-[4-hydroxy-3-(hydroxymethyl)-phenyl]ethyl)amino]-hexyl]oxy)butyl)benzenesulfonamide and 3-(-3-[[7-((2R)-2-hydroxy-2-[4-hydroxy-3-(hydroxymethyl)phenyl]ethyl)-amino]heptyl]oxy)-propyl)benzenesulfonamide and related compounds disclosed in WO 02/066422, published on August 29, 2002; 3-[3-(4-[[6-((2R)-2-hydroxy-2-[4-hydroxy-3-(hydroxymethyl)phenyl]ethyl)amino]hexyl]oxy)butyl)-phenyl]imidazolidine-2,4-dione and related compounds disclosed in WO 02/070490, published September 12, 2002; 3-(4-[[6-((2R)-2-[3-(formylamino)-4-hydroxyphenyl]-2-hydroxyethyl)amino]hexyl]oxy)butyl)-benzenesulfonamide, 3-(4-[[6-((2S)-2-[3-(formylamino)-4-hydroxyphenyl]-2-hydroxyethyl)amino]hexyl]oxy)butyl)-benzenesulfonamide, 3-(4-[[6-((2R/S)-2-[3-(formylamino)-4-hydroxyphenyl]-2-hydroxyethyl)amino]hexyl]oxy)butyl)-benzenesulfonamide, *N*-(*tert*-butyl)-3-(4-[[6-((2R)-2-[3-(formylamino)-4-hydroxyphenyl]-2-hydroxyethyl)amino]hexyl]oxy)butyl)benzenesulfonamide, *N*-(*tert*-butyl)-3-(4-[[6-((2S)-2-[3-(formylamino)-4-hydroxyphenyl]-2-hydroxyethyl)amino]hexyl]oxy)butyl)-benzenesulfonamide, *N*-(*tert*-butyl)-3-(4-[[6-((2R/S)-2-[3-(formylamino)-4-hydroxyphenyl]-2-hydroxyethyl)amino]hexyl]oxy)butyl)benzenesulfonamide and related compounds disclosed in WO 02/076933, published on October 3, 2002; 4-((1R)-2-[(6-{2-[(2,6-dichlorobenzyl)oxy]ethoxy}hexyl)amino]-1-hydroxyethyl)-2-(hydroxymethyl)phenol and related compounds disclosed in WO 03/024439, published on March 27, 2003; and pharmaceutically acceptable salts thereof. When employed, the  $\beta_2$ -adrenoreceptor agonist will be present in the pharmaceutical composition in a therapeutically effective amount. Typically, the  $\beta_2$ -adrenoreceptor agonist will be present in an amount sufficient to provide from about 0.05  $\mu$ g to about 500  $\mu$ g per dose.

**[0181]** Representative steroidal anti-inflammatory agents that can be used in combination with the compounds of this invention include, but are not limited to, methyl prednisolone, prednisolone, dexamethasone, fluticasone propionate, 6,9-difluoro-17-[(2-furanylcarbonyl)oxy]-11-hydroxy-16-methyl-3-oxoandrost-1,4-diene-17-carbothioic acid *S*-fluoromethyl ester, 6,9-difluoro-11-hydroxy-16-methyl-3-oxo-17-propionyloxy-androst-1,4-diene-17-carbothioic acid *S*-(2-oxo-tetrahydrofuran-3S-yl) ester, beclomethasone esters (e.g. the 17-propionate ester or the 17,21-dipropionate ester), budesonide, flunisolide, mometasone esters (e.g. the furoate ester), triamcinolone acetonide, rofleponide, ciclesonide, butixocort propionate, RPR-106541, ST-126 and the like, or pharmaceutically-acceptable salts thereof. When employed,



the steroidal anti-inflammatory agent will be present in the pharmaceutical composition in a therapeutically effective amount. Typically, the steroidal anti-inflammatory agent will be present in an amount sufficient to provide from about 0.05 µg to about 500 µg per dose.

**[0182]** Other suitable combinations include, for example, other anti-inflammatory agents, e.g., NSAIDs (such as sodium cromoglycate; nedocromil sodium; phosphodiesterase (PDE) inhibitors (e.g. theophylline, PDE4 inhibitors or mixed PDE3/PDE4 inhibitors); leukotriene antagonists (e.g. monteleukast); inhibitors of leukotriene synthesis; iNOS inhibitors; protease inhibitors, such as tryptase and elastase inhibitors; beta-2 integrin antagonists and adenosine receptor agonists or antagonists (e.g. adenosine 2a agonists); cytokine antagonists (e.g. chemokine antagonists such as, an interleukin antibody (IL antibody), specifically, an IL-4 therapy, an IL-13 therapy, or a combination thereof); or inhibitors of cytokine synthesis.

**[0183]** For example, representative phosphodiesterase-4 (PDE4) inhibitors or mixed PDE3/PDE4 inhibitors that can be used in combination with the compounds of this invention include, but are not limited to *cis* 4-cyano-4-(3-cyclopentyloxy-4-methoxyphenyl)cyclohexan-1-carboxylic acid, 2-carbomethoxy-4-eyano-4-(3-cyclopropylmethoxy-4-difluoromethoxyphenyl)cyclohexan-1-one; *cis*-[4-cyano-4-(3-cyclopropylmethoxy-4-difluoromethoxyphenyl)cyclohexan-1-ol]; *cis*-4-cyano-4-[3-(cyclopentyloxy)-4-methoxyphenyl]cyclohexane-1-carboxylic acid and the like, or pharmaceutically acceptable salts thereof. Other representative PDE4 or mixed PDE4/PDE3 inhibitors include AWD-12-281 (elbion); NCS-613 (IN-SERM); D-4418 (Chiroscience and Schering-Plough); CI-1018 or PD-168787 (Pfizer); benzodioxole compounds disclosed in WO99/16766 (Kyowa Hakko); K-34 (Kyowa Hakko); V-11294A (Napp); roflumilast (Byk-Gulden); pthalazinone compounds disclosed in WO99/47505 (Byk-Gulden); Pumafentrine (Byk-Gulden, now Altana); arofylline (Almirall-Prodesfarma); VM554/UM565 (Vernalis); T-440 (Tanabe Seiyaku); and T2585 (Tanabe Seiyaku).

**[0184]** Representative muscarinic antagonists (i.e., anticholinergic agents) that can be used in combination with, and in addition to, the compounds of this invention include, but are not limited to, atropine, atropine sulfate, atropine oxide, methylatropine nitrate, homatropine hydrobromide, hyoscyamine (*d, l*) hydrobromide, scopolamine hydrobromide, ipratropium bromide, oxitropium bromide, tiotropium bromide, methantheline, propantheline bromide, anisotropine methyl bromide, clidinium bromide, copyrrolate (Robinul), isopropamide iodide, mepenzolate bromide, tridihexethyl chloride (Pathilone), hexocyclium methylsulfate, cyclopentolate hydrochloride, tropicamide, trihexyphenidyl hydrochloride, pirenzepine, telenzepine, AF-DX 116 and methoctramine and the like, or a pharmaceutically acceptable salt thereof; or, for those compounds listed as a salt, alternate pharmaceutically acceptable salt thereof.

**[0185]** Representative antihistamines (i.e., H<sub>1</sub>-receptor antagonists) that can be used in combination with the compounds of this invention include, but are not limited to, ethanolamines, such as carbinoxamine maleate, clemastine fumarate, diphenylhydramine hydrochloride and dimenhydrinate; ethylenediamines, such as pyrillamine amleate, tripeleennamine hydrochloride and tripelennamine citrate; alkylamines, such as chlorpheniramine and acrivastine; piperazines, such as hydroxyzine hydrochloride, hydroxyzine pamoate, cyclizine hydrochloride, cyclizine lactate, meclizine hydrochloride and cetirizine hydrochloride; piperidines, such as astemizole, levocabastine hydrochloride, loratadine or its descarboethoxy analogue, terfenadine and fexofenadine hydrochloride; azelastine hydrochloride; and the like, or a pharmaceutically acceptable salt thereof; or, for those compounds listed as a salt, alternate pharmaceutically acceptable salt thereof.

**[0186]** Suitable doses for the other therapeutic agents administered in combination with a compound of the invention are in the range of about 0.05 g/day to about 100 mg/day.

**[0187]** The following formulations illustrate representative pharmaceutical compositions of the present invention:

#### Formulation Example A

**[0188]** A dry powder for administration by inhalation is prepared as follows:

Ingredients	Amount
Compound of the invention	0.2 mg
Lactose	25 mg

**[0189]** Representative Procedure: The compound of the invention is micronized and then blended with lactose. This blended mixture is then loaded into a gelatin inhalation cartridge. The contents of the cartridge are administered using a powder inhaler.

#### Formulation Example B

**[0190]** A dry powder formulation for use in a dry powder inhalation device is prepared as follows:

Representative Procedure: A pharmaceutical composition is prepared having a bulk formulation ratio of micronized compound of the invention to lactose of 1:200. The composition is packed into a dry powder inhalation device capable of delivering between about 10 µg and about 100 µg of the compound of the invention per dose.

#### 5 Formulation Example C

**[0191]** A dry powder for administration by inhalation in a metered dose inhaler is prepared as follows:

Representative Procedure: A suspension containing 5 wt. % of a compound of the invention and 0.1 wt. % lecithin is prepared by dispersing 10 g of the compound of the invention as micronized particles with mean size less than 10 µm in a solution formed from 0.2 g of lecithin dissolved in 200 mL of demineralized water. The suspension is spray dried and the resulting material is micronized to particles having a mean diameter less than 1.5 µm. The particles are loaded into cartridges with pressurized 1,1,1,2-tetrafluoroethane.

#### 15 Formulation Example D

**[0192]** A pharmaceutical composition for use in a metered dose inhaler is prepared as follows:

Representative Procedure: A suspension containing 5 % compound of the invention, 0.5 % lecithin, and 0.5 % trehalose is prepared by dispersing 5 g of active ingredient as micronized particles with mean size less than 10 µm in a colloidal solution formed from 0.5 g of trehalose and 0.5 g of lecithin dissolved in 100 mL of demineralized water. The suspension is spray dried and the resulting material is micronized to particles having a mean diameter less than 1.5 µm. The particles are loaded into canisters with pressurized 1,1,1,2-tetrafluoroethane.

#### 25 Formulation Example E

**[0193]** A pharmaceutical composition for use in a nebulizer inhaler is prepared as follows:

Representative Procedure: An aqueous aerosol formulation for use in a nebulizer is prepared by dissolving 0.1 mg of the compound of the invention in 1 mL of a 0.9 % sodium chloride solution acidified with citric acid. The mixture is stirred and sonicated until the active ingredient is dissolved. The pH of the solution is adjusted to a value in the range of from 3 to 8 by the slow addition of NaOH.

#### 35 Formulation Example F

**[0194]** Hard gelatin capsules for oral administration are prepared as follows:

Ingredients	Amount
Compound of the invention	250 mg
Lactose (spray-dried)	200 mg
Magnesium stearate	10 mg

**[0195]** Representative Procedure: The ingredients are thoroughly blended and then loaded into a hard gelatin capsule (460 mg of composition per capsule).

#### 45 Formulation Example G

**[0196]** A suspension for oral administration is prepared as follows:

Ingredients	Amount
Compound of the invention	1.0 g
Fumaric acid	0.5 g
Sodium chloride	2.0 g
Methyl paraben	0.15 g
Propyl paraben	0.05 g

(continued)

Ingredients	Amount
Granulated sugar	25.5 g
Sorbitol (70% solution)	12.85 g
Veegum k (Vanderbilt Co.)	1.0 g
Flavoring	0.035 mL
Colorings	0.5 mg
Distilled water	q.s. to 100 mL

**[0197]** Representative Procedure: The ingredients are mixed to form a suspension containing 100 mg of active ingredient per 10 mL of suspension.

#### Formulation Example H

**[0198]** An injectable formulation is prepared as follows:

Ingredients	Amount
Compound of the invention	0.2 g
Sodium acetate buffer solution (0.4 M)	2.0 mL
HCl (0.5 N) or NaOH (0.5 N)	q.s. to pH 4
Water (distilled, sterile)	q.s. to 20 mL

**[0199]** Representative Procedure: The above ingredients are blended and the pH is adjusted to  $4 \pm 0.5$  using 0.5 N HCl or 0.5 N NaOH.

#### Utility

**[0200]** The biphenyl derivatives of this invention possess both  $\beta_2$  adrenergic receptor agonist and muscarinic receptor antagonist activity and therefore, such compounds are useful for treating medical conditions mediated by  $\beta_2$  adrenergic receptors or muscarinic receptors, i.e., medical conditions that are ameliorated by treatment with a  $\beta_2$  adrenergic receptor agonist or a muscarinic receptor antagonist. Such medical conditions include, by way of example, pulmonary disorders or diseases associated with reversible airway obstruction, such as chronic obstructive pulmonary disease (e.g., chronic and wheezy bronchitis and emphysema), asthma, pulmonary fibrosis and the like. Other conditions which may be treated include premature labor, depression, congestive heart failure, skin diseases (e.g., inflammatory, allergic, psoriatic and proliferative skin diseases, conditions where lowering peptic acidity is desirable (e.g., peptic and gastric ulceration) and muscle wasting disease.

**[0201]** Accordingly, in one embodiment, this invention is directed to a method for treating a pulmonary disorder, the method comprising administering to a patient in need of treatment a therapeutically effective amount of a compound of formula I or a pharmaceutically acceptable salt or solvate or stereoisomer thereof. When used to treat a pulmonary disorder, the compounds of this invention will typically be administered by inhalation in multiple doses per day, in a single daily dose or a single weekly dose. Generally, the dose for treating a pulmonary disorder will range from about 10  $\mu\text{g/day}$  to about 200  $\mu\text{g/day}$ .

**[0202]** When administered by inhalation, the compounds of this invention typically have the effect of providing bronchodilation. Accordingly, in another of its method aspects, this invention is directed to a method of providing bronchodilation in a patient, the method comprising administering to a patient requiring bronchodilation a therapeutically effective amount of a compound of formula I or a pharmaceutically acceptable salt or solvate or stereoisomer thereof. Generally, the dose for providing bronchodilation will range from about 10  $\mu\text{g/day}$  to about 200  $\mu\text{g/day}$ .

**[0203]** In one embodiment, this invention is directed to a method of treating chronic obstructive pulmonary disease or asthma, the method comprising administering to a patient in need of treatment a therapeutically effective amount of a compound of formula I or a pharmaceutically acceptable salt or solvate or stereoisomer thereof. When used to treat a COPD or asthma, the compounds of this invention will typically be administered by inhalation in multiple doses per day or in a single daily dose. Generally, the dose for treating COPD or asthma will range from about 10  $\mu\text{g/day}$  to about 200  $\mu\text{g/day}$ .

**[0204]** As used herein, COPD includes chronic obstructive bronchitis and emphysema (see, for example, Barnes, Chronic Obstructive Pulmonary Disease, N Engl J Med 2000: 343:269-78).

**[0205]** When used to treat a pulmonary disorder, the compounds of this invention are optionally administered in combination with other therapeutic agents. In particular, by combining the compounds of this invention with a steroidal anti-inflammatory agent (e.g. a corticosteroid), the pharmaceutical compositions of this invention can provide triple therapy, i.e.,  $\beta_2$  adrenergic receptor agonist, muscarinic receptor antagonist and anti-inflammatory activity, using only two active components. Since pharmaceutical compositions containing two active components are typically easier to formulate compared to compositions containing three active components, such two component compositions provide a significant advantage over compositions containing three active components. Accordingly, in a particular embodiment, the pharmaceutical compositions and methods of this invention further comprise a therapeutically effective amount of a steroidal anti-inflammatory agent.

**[0206]** Compounds of this invention exhibit both muscarinic receptor antagonist and  $\beta_2$  adrenergic receptor agonist activity. Accordingly, among other properties, compounds of particular interest are those that demonstrate an inhibitory constant  $K_i$  value for binding at the  $M_3$  muscarinic receptor and an  $EC_{50}$  value for  $\beta_2$  adrenergic receptor agonist activity of less than about 100 nM; particularly less than 10 nM. Among these compounds, compounds of special interest include those having muscarinic activity, expressed in terms of the inhibitory constant  $K_i$  for binding at the  $M_3$  muscarinic receptor, that is about equal to the compound's  $\beta_2$  adrenergic agonist activity, expressed in terms of the half maximal effective concentration  $EC_{50}$ , as determined in the *in vitro* assays described herein, or in similar assays. For example, compounds of particular interest are those having a ratio of the inhibitory constant  $K_i$  for the  $M_3$  muscarinic receptor to the  $EC_{50}$  for the  $\beta_2$  adrenergic receptor ranging from about 30:1 to about 1:30; including about 20:1 to about 1:20; such as about 10:1 to about 1:10.

**[0207]** In one of its method aspects, the present invention also provides a method for treating a pulmonary disorder, the method comprising administering to a patient in need of treatment a therapeutically effective amount of a compound having both muscarinic receptor antagonist and  $\beta_2$  adrenergic receptor agonist activity. In a particular embodiment of this method, the compound administered has an inhibitory constant  $K_i$  for the  $M_3$  muscarinic receptor that is less than about 100 nM and a half maximal effective concentration  $EC_{50}$  for agonism at the  $\beta_2$  adrenergic receptor that is less than about 100 nM. In another embodiment, the method for treating a pulmonary disorder comprises administering a therapeutically effective amount of a compound for which the ratio of the inhibitory constant  $K_i$  for the  $M_3$  muscarinic receptor to the  $EC_{50}$  for agonism of the  $\beta_2$  adrenergic receptor is between about 30:1 and about 1:30.

**[0208]** Since compounds of this invention possess both  $\beta_2$  adrenergic agonist activity and muscarinic receptor antagonist activity, such compounds are also useful as research tools for investigating or studying biological systems or samples having  $\beta_2$  adrenergic receptors or muscarinic receptors, or for discovering new compounds having both  $\beta_2$  adrenergic agonist activity and muscarinic receptor antagonist activity. Such biological systems or samples may comprise  $\beta_2$  adrenergic receptors and/or muscarinic receptors. Any suitable biological system or sample having  $\beta_2$  adrenergic and/or muscarinic receptors may be employed in such studies which may be conducted either *in vitro* or *in vivo*. Representative biological systems or samples suitable for such studies include, but are not limited to, cells, cellular extracts, plasma membranes, tissue samples, mammals (such as mice, rats; guinea pigs, rabbits, dogs, pigs, etc.), and the like.

**[0209]** In this embodiment, a biological system or sample comprising a  $\beta_2$  adrenergic receptor or a muscarinic receptor is contacted with a  $\beta_2$  adrenergic receptor-agonizing or muscarinic receptor-antagonizing amount of a compound of this invention. The effects are then determined using conventional procedures and equipment, such as radioligand binding assays and functional assays. Such functional assays include ligand-mediated changes in intracellular cyclic adenosine monophosphate (cAMP), ligand-mediated changes in activity of the enzyme adenylyl cyclase (which synthesizes cAMP), ligand-mediated changes in incorporation of guanosine 5'-O-( $\gamma$ -thio)triphosphate ( $[^{35}S]$ GTP S) into isolated membranes via receptor catalyzed exchange of  $[^{35}S]$ GTP S for GDP, ligand-mediated changes in free intracellular calcium ions (measured, for example, with a fluorescence-linked imaging plate reader or FLIPR<sup>®</sup> from Molecular Devices, Inc.). A compound of this invention will agonize or cause activation of a  $\beta_2$  adrenergic receptor and antagonize or decrease the activation of muscarinic receptors in any of the functional assays listed above, or assays of a similar nature. The amount of compound used in these studies will typically range from about 0.1 nanomolar to about 100 nanomolar.

**[0210]** Additionally, the compounds of this invention can be used as research tools for discovering new compounds that have both a  $\beta_2$  adrenergic receptor agonist and muscarinic receptor antagonist activity. In this embodiment, a  $\beta_2$  adrenergic receptor and muscarinic receptor binding data (for example, as determined by *in vitro* radioligand displacement assays) for a test compound or a group of test compounds is compared to the  $\beta_2$  adrenergic receptor and muscarinic receptor binding data for a compound of this invention to identify those test compounds that have about equal or superior  $\beta_2$  adrenergic receptor and/or muscarinic receptor binding, if any. This aspect of the invention includes, as separate embodiments, both the generation of comparison data (using the appropriate assays) and the analysis of the test data to identify test compounds of interest.

**[0211]** In some cases, compounds of this invention may possess either weak muscarinic receptor antagonist activity or weak  $\beta_2$  adrenergic receptor agonist activity. In these cases, those of ordinary skill in the art will recognize that such compounds still have utility as primarily either a  $\beta_2$  adrenergic receptor agonist or a muscarinic receptor antagonist, respectively.

**[0212]** The properties and utility of the compounds of this invention can be demonstrated using various *in vitro* and *in vivo* assays well-known to those skilled in the art. For example, representative assays are described in further detail in the following Examples.

## 5 EXAMPLES

**[0213]** The following Preparations and Examples are provided to illustrate specific embodiments of this invention. These specific embodiments, however, are not intended to limit the scope of this invention in any way unless specifically indicated.

**[0214]** The following abbreviations have the following meanings unless otherwise indicated and any other abbreviations used herein and not defined have their standard meaning:

AC	adenylyl cyclase
Ach	acetylcholine
15 ATCC	American Type Culture Collection
BSA	bovine serum albumin
cAMP	3'-5' cyclic adenosine monophosphate
CHO	Chinese hamster ovary
cM <sub>5</sub>	cloned chimpanzee M <sub>5</sub> receptor
20 DCM	dichloromethane (i.e., methylene chloride)
DIPEA	<i>N,N</i> -diisopropylethylamine
dPBS	Dulbecco's phosphate buffered saline
DMEM	Dulbecco's Modified Eagle's Medium
DMSO	dimethyl sulfoxide
25 EDTA	ethylenediaminetetraacetic acid
E <sub>max</sub>	maximal efficacy
EtOAc	ethyl acetate
EtOH	ethanol
FBS	fetal bovine serum
30 FLIPR	fluorometric imaging plate reader
Gly	glycine
HATU	<i>O</i> -(7-azabenzotriazol-1-yl- <i>N,N,N',N'</i> -tetramethyluronium hexafluorophosphate
HBSS	Hank's buffered salt solution
HEK	human embryonic kidney cells
35 HEPES	4-(2-hydroxyethyl)-1-piperazineethanesulfonic acid
hM <sub>1</sub>	cloned human M <sub>1</sub> receptor
hM <sub>2</sub>	cloned human M <sub>2</sub> receptor
hM <sub>3</sub>	cloned human M <sub>3</sub> receptor
hM <sub>4</sub>	cloned human M <sub>4</sub> receptor
40 hM <sub>5</sub>	cloned human M <sub>5</sub> receptor
HPLC	high-performance liquid chromatography
IBMX	3-isobutyl-1-methylxanthine
%Eff	% efficacy
PBS	phosphate buffered saline
45 PyBOP	benzotriazol-1-yloxytripyrrolidinophosphonium hexafluorophosphate
rpm	rotations per minute
TFA	trifluoroacetic acid
THF	tetrahydrofuran
Tris	tris(hydroxymethyl)aminomethane

**[0215]** Unless noted otherwise, reagents, starting materials and solvents were purchased from commercial suppliers (such as Aldrich, Fluka, Sigma and the like) and were used without further purification.

**[0216]** In the examples described below, HPLC analysis was conducted using an Agilent (Palo Alto, CA) Series 1100 instrument with Zorbax Bonus RP 2.1 x 50 mm columns, supplied by Agilent, (a C14 column), having a 3.5 micron particle size. Detection was by UV absorbance at 214 nm. HPLC 10-70 data was obtained with a flow rate of 0.5 mL/minute of 10%-70% B over 6 minutes. Mobile phase A was 2 % - 98 % - 0.1 % ACN-H<sub>2</sub>O-TFA; and mobile phase B was 90% - 10 % - 0.1 % ACN-H<sub>2</sub>O-TFA. Using the mobile phases A and B described above, HPLC 5-35 data and HPLC 10-90 data were obtained with a 5 minute gradient.

[0217] Liquid chromatography mass spectrometry (LCMS) data were obtained with an Applied Biosystems (Foster City, CA) model API-150EX instrument. LCMS 10-90 data was obtained with a 10 % - 90 % mobile phase B over a 5 minute gradient.

[0218] Small scale purification was conducted using an API 150EX Prep Workstation system from Applied Biosystems. The mobile phase was A: water + 0.05% v/v TFA; and B: acetonitrile + 0.05% v/v TFA. For arrays (typically about 3 to 50 mg recovered sample size) the following conditions were used: 20 mL/min flow rate; 15 min gradients and a 20 mm x 50 mm Prism RP column with 5 micron particles (Thermo Hypersil-Keystone, Bellefonte, PA). For larger scale purifications (typically greater than 100 mg crude sample), the following conditions were used: 60 mL/min flow rate; 30 min gradients and a 41.4 mm x 250 mm Microsorb BDS column with 10 micron particles (Varian, Palo Alto, CA).

[0219] The specific rotation for chiral compounds (indicated as  $[\alpha]^{20}_D$ ) was measured using a Jasco Polarimeter (Model P-1010) with a tungsten halogen light source and a 589 nm filter at 20°C. Samples of test compounds were typically measured at 1 mg/mL water.

### Preparation 1

#### *N*-1,1'-Biphenyl-2-yl-*N'*-4-(1-benzyl)piperidinylurea

[0220] Biphenyl-2-isocyanate (50 g, 256 mmol) was dissolved in acetonitrile (400 mL) at ambient temperature. After cooling to 0°C, a solution of 4-amino-*N*-benzylpiperidine (48.8 g, 256 mmol) in acetonitrile (400 mL) was added over 5 min. A precipitate was observed immediately. After 15 min, acetonitrile (600 mL) was added, and the resultant viscous mixture was stirred for 12 h at 35°C. The solids were then filtered off and washed with cold acetonitrile, then dried under vacuum, yielding the title compound (100 g, 98% yield). MS *m/z*: [M + H<sup>+</sup>] calcd for C<sub>25</sub>H<sub>27</sub>N<sub>3</sub>O 386.22; found 386.3.

### Preparation 2

#### *N*-1,1'-Biphenyl-2-yl-*N'*-4-piperidinylurea

[0221] The product of Preparation 1 (20 g, 52 mmol) was dissolved in a mixture of anhydrous methanol and anhydrous DMF (3:1, 800 mL). Aqueous hydrochloric acid (0.75 mL of 37% conc. solution, 7.6 mmol) was added and nitrogen gas was bubbled through the solution vigorously for 20 min. Pearlman's catalyst (Pd(OH)<sub>2</sub>, 5 g) was added under a stream of nitrogen, before placing the reaction mixture under a hydrogen atmosphere (balloon). The reaction mixture was allowed to stir for 4 days and was then passed twice through pads of Celite to remove the catalyst. The solvent was then removed under reduced pressure to yield the title compound (13 g, 85% yield). MS *m/z*: [M + H<sup>+</sup>] calcd for C<sub>18</sub>H<sub>21</sub>N<sub>3</sub>O 296.17; found 296.0.

[0222] Alternatively, *N*-1,1'-biphenyl-2-yl-*N'*-4-piperidinylurea was synthesized by heating together biphenyl-2-isocyanate (50 g, 256 mmol) and 4-amino-*N*-benzylpiperidine (51.1 g, 269 mmol) at 70 °C for 12 h (the reaction was monitored by LCMS). The reaction mixture was cooled to 50 °C and ethanol (500 mL) added, followed by slow addition of 6M hydrochloric acid (95 mL). The reaction mixture was cooled to room temperature. Ammonium formate (48.4 g, 768 mmol) was added to the reaction mixture and nitrogen gas bubbled through the solution vigorously for 20 min, before adding palladium (10 wt. % (dry basis) on activated carbon) (10 g). The reaction mixture was heated at 40 °C for 12 h, and then filtered through a pad of Celite and the solvent was removed under reduced pressure. To the crude residue was added 1M hydrochloric acid (20 mL) and 10N sodium hydroxide was added to adjust the pH to 12. The aqueous layer was extracted with ethyl acetate (2 x 80 mL), dried (magnesium sulfate) and solvent removed under reduced pressure to give the title compound as a solid (71.7 g, 95% yield). MS *m/z*: [M + H<sup>+</sup>] calcd for C<sub>18</sub>H<sub>21</sub>N<sub>3</sub>O 296.17; found 296.0.

### Preparation 3

#### *N*-1,1'-Biphenyl-2-yl-*N'*-4-[1-(9-hydroxynonyl)]piperidinylurea

[0223] 9-Bromo-1-nonanol (4.84 g, 21.7 mmol) was added to a stirred solution of the product of Preparation 2 (5.8 g, 19.7 mmol) and diisopropylethylamine (10.29 mL, 59.1 mmol) in acetonitrile (99 mL) at 50°C. The reaction mixture was heated at 50 °C for 8 h. The reaction mixture was then allowed to cool and the solvent was removed under reduced pressure. The residue was dissolved in dichloromethane (100 mL), washed with saturated aqueous sodium bicarbonate (2 x 50 mL) and dried (magnesium sulfate). The solvent was removed under reduced pressure. The crude product was purified by flash chromatography (dichloromethane:methanol:ammonia system) to yield the title compound (7.1 g, 16.2 mmol, 82% yield).

**Preparation 4*****N*-1,1'-Biphenyl-2-yl-*N'*-4-[1-(9-oxononyl)]piperidinylurea**

**[0224]** Dimethyl sulfoxide (490  $\mu$ L, 6.9 mmol), followed by diisopropylethylamine (324  $\mu$ L, 3.45 mmol) was added to a solution of the product of Preparation 3 (500 mg, 1.15 mmol) in dichloromethane (11.5 mL) at -10 °C under an atmosphere of nitrogen. The reaction mixture was stirred at -15 °C for 15 min, and then sulfur trioxide pyridine complex was added portionwise (549 mg, 3.45 mmol). The reaction mixture was stirred at -15 °C for 1 h, and then water (10 mL) was added. The organic phase was then separated, washed with water (10 mL), and dried (sodium sulfate). The solvent was removed under reduced pressure to give the title compound (475 mg, 1.09 mmol, 95% yield). HPLC (10-70)  $R_t$  = 3.39.

**Preparation 5*****N*-1,1'-Biphenyl-2-yl-*N'*-4-[1-(9-aminononyl)]piperidinylurea**

**[0225]** Palladium (10 wt. % (dry basis) on activated carbon) (1.5 g) was added to a stirred solution of the product of Preparation 4 (1.58 g, 3.63 mmol) and benzylamine (516  $\mu$ L, 4.72 mmol) in methanol (36.3 mL). The reaction mixture was placed under an atmosphere of hydrogen. After stirring for 12 h, the reaction mixture was filtered through a pad of Celite and washed with methanol (10 mL). The solvent was removed under reduced pressure to give the title compound (1.50 g, 3.45 mmol, 95% yield). HPLC (10-70)  $R_t$  = 2.35; MS  $m/z$ :  $[M + H^+]$  calcd for  $C_{27}H_{40}N_4O_1$  437.06; found 437.5.

**Preparation 6****8-Benzyloxy-5-(2,2-dihydroxyacetyl)-1*H*-quinolin-2-one****(a) 8-Acetoxy-1*H*-quinolin-2-one**

**[0226]** 8-Hydroxyquinoline-*N*-oxide (160.0 g, 1.0 mol), commercially-available from Aldrich, Milwaukee, WI, and acetic anhydride (800 mL, 8.4 mol) were heated at 100 °C for 3 h and then cooled in ice. The product was collected on a Buchner funnel, washed with acetic anhydride (2x100mL) and dried under reduced pressure to give 8-acetoxy-1*H*-quinolin-2-one (144 g) as a solid.

**(b) 5-Acetyl-8-hydroxy-1*H*-quinolin-2-one**

**[0227]** A slurry of aluminum chloride (85.7 g, 640 mmol) in 1,2-dichloroethane (280 mL) was cooled in ice, and the product of step (a) (56.8 g, 280 mmol) was added. The mixture was warmed to room temperature and then heated at 85°C. After 30 min, acetyl chloride (1.5 mL, 21 mmol) was added and the mixture was heated an additional 60 min. The reaction mixture was then cooled and added to 1N hydrochloric acid (3 L) at 0 °C with good stirring. After stirring for 2 h, the solids were collected on a Buchner funnel, washed with water (3 x 250 mL) and dried under reduced pressure. The crude product isolated from several batches (135 g) was combined and triturated with dichloromethane (4 L) for 6 h. The product was collected on a Buchner funnel and dried under reduced pressure to give 5-acetyl-8-hydroxy-2(1*H*)-quinolinone (121 g).

**(c) 5-Acetyl-8-benzyloxy-1*H*-quinolin-2-one**

**[0228]** To the product of step (b) (37.7 g, 186 mmol) was added *N,N*-dimethylformamide (200 mL) and potassium carbonate (34.5 g, 250 mmol) followed by benzyl bromide (31.8 g, 186 mmol). The mixture was stirred at room temperature for 2.25 hour and then poured into saturated sodium chloride (3.5 L) at 0 °C and stirred for 1 hour. The product was collected and dried on a Buchner funnel for 1 hour, and the resulting solids were dissolved in dichloromethane (2 L) and this mixture was dried over sodium sulfate. The solution was filtered through a pad of Celite which was then washed with dichloromethane (5 x 200 mL). The combined filtrate was then concentrated to dryness and the resulting solids were triturated with ether (500 mL) for 2 h. The product was collected on a Buchner funnel, washed with ether (2 x 250 mL) and dried under reduced pressure to give 5-acetyl-8-benzyloxy-1*H*-quinolin-2-one (44 g) as a powder.

**(d) 8-Benzyloxy-5-(2,2-dihydroxyacetyl)-1*H*-quinolin-2-one**

**[0229]** To a slurry of the product of step (c) (10.0 g, 34.1 mmol) in DMSO (60 mL) was added a 48% w/w hydrobromic acid solution (11.8 mL, 102.3 mmol). The mixture was warmed to 60 °C for 16 h then allowed to cool to room temperature.

Water (100 mL) was added and the resulting slurry stirred at room temperature for 0.5 h before being cooled to 0 °C. The product was collected on a Buchner funnel then dried under reduced pressure to give 8-benzyloxy-5-(2,2-dihydroxyacetyl)-1*H*-quinolin-2-one (12.2 g) as a solid.

## Preparation 7

### 1-(1-{9-[2-(8-Benzyloxy-2-oxo-1,2-dihydroquinolin-5-yl)-2-hydroxyethylamino]nonyl}piperidin-4-yl)-3-biphenyl-2-ylurea

**[0230]** The products of Preparation 5 (183 mg, 0.42 mmol) and Preparation 6 (149 mg, 0.46 mmol) were stirred in dichloroethane (4.2 mL) at ambient temperature for 2 h. Sodium triacetoxymethylborohydride (267 mg, 1.26 mmol) was then added and the reaction mixture was stirred for a further 12 h. The reaction mixture was then diluted with dichloromethane (10 mL), washed with saturated aqueous sodium bicarbonate (10 mL), dried (magnesium sulfate) and the solvent was removed under reduced pressure. The crude reaction mixture was purified by flash chromatography (5-10% methanol in dichloromethane, 0.5% ammonium hydroxide) to give the title compound (144 mg, 0.20 mmol, 48% yield). HPLC (10-70)  $R_t = 3.48$ ; MS  $m/z$ :  $[M + H^+]$  calcd for  $C_{45}H_{55}N_5O_4$  730.4; found 730.7.

## Example 1

### 1-Biphenyl-2-yl-3-(1-{9-[2-hydroxy-2-(8-hydroxy-2-oxo-1,2-dihydroquinolin-5-yl)ethylamino]nonyl}piperidin-4-yl)urea

**[0231]** Palladium (10 wt. % (dry basis) on activated carbon) (63 mg) was added to a stirred solution of the product of Preparation 7 (144 mg, 0.20 mmol) in methanol (2 mL) and the reaction mixture was placed under an atmosphere of hydrogen. After 12 h stirring, the reaction mixture was filtered through a pad of Celite, washed with methanol (2 mL) and then the solvent was removed under reduced pressure. The resulting residue was purified by preparative HPLC to give the title compound (10 mg). HPLC (10-70)  $R_t = 2.8$ ; MS  $m/z$ :  $[M + H^+]$  calcd for  $C_{38}H_{49}N_5O_4$  640.3; found 640.5.

## Preparation 8

### Biphenyl-2-ylcarbamic Acid Piperidin-4-yl Ester

**[0232]** Biphenyl-2-isocyanate (97.5 g, 521 mmol) and 4-hydroxy-1-benzylpiperidine (105 g, 549 mmol), both commercially-available from Aldrich, Milwaukee, WI, were heated together at 70 °C for 12 h, during which time the formation of biphenyl-2-ylcarbamic acid 1-benzylpiperidin-4-yl ester was monitored by LCMS. The reaction mixture was then cooled to 50 °C and ethanol (1 L) was added, and then 6M hydrochloric acid (191 mL) was added slowly. The reaction mixture was then cooled to ambient temperature and ammonium formate (98.5 g, 1.56 mol) was added and nitrogen gas was bubbled through the solution vigorously for 20 min. Palladium (10 wt. % (dry basis) on activated carbon) (20 g) was then added. The reaction mixture was heated at 40 °C for 12 h and then filtered through a pad of Celite. The solvent was then removed under reduced pressure and 1M hydrochloric acid (40 mL) was added to the crude residue. Sodium hydroxide (10N) was then added to adjust the pH to 12. The aqueous layer was extracted with ethyl acetate (2 x 150 mL) and dried (magnesium sulfate), and then the solvent was removed under reduced pressure to give the title compound (155 g, 100%). HPLC (10-70)  $R_t = 2.52$ ; MS  $m/z$ :  $[M + H^+]$  calcd for  $C_{18}H_{20}N_2O_2$  297.15; found 297.3.

## Preparation 9

### *N,N*-(Di-*tert*-butoxycarbonyl)-9-bromononylamine

**[0233]** A solution of di-*tert*-butoxycarbonylamine (3.15 g, 14.5 mmol) in *N,N*-dimethylformamide (0.28 mL) was cooled to 0 °C for about 10 min. Sodium hydride, 60% in mineral oil (0.58 g, 14.5 mmol) was added and the reaction mixture was stirred at 0 °C for 10 min. The reaction mixture was removed from the ice bath and allowed to warm to room temperature for about 30 min. The reaction mixture was then cooled back down to 0 °C and a solution of 1,9-dibromononane (2.46 mL, 12.1 mmol) in dimethylformamide (100 mL) was added. The reaction mixture was stirred overnight at room temperature. After 24 h, MS analysis showed that the reaction was completed. The reaction mixture was concentrated to dryness and diluted with ethyl acetate (100 mL). The organic layer was washed with saturated sodium bicarbonate (2 x 100 mL), brine (100 mL), dried (magnesium sulfate) and concentrated under reduced pressure to yield the crude product, which was purified by chromatography on silica gel using 5% ethyl acetate in hexanes to afford the title compound. MS  $m/z$ :  $[M + H^+]$  calcd for  $C_{19}H_{36}N_1O_4Br$  423.18; found 423.



**Preparation 10****Biphenyl-2-ylcarbamic Acid 1-(9-Di-*tert*-butoxycarbonylamino)nonylpiperidin-4-yl Ester**

**[0234]** A mixture of 1:1 acetonitrile and *N,N*-dimethylformamide (50 mL) was added to the products of Preparation 8 (3.0 g, 10.1 mmol) and Preparation 9 (5.1 g, 12.2 mmol) and triethylamine (1.42 mL, 10.1 mmol). The reaction mixture was stirred at ambient temperature for 24 h and was monitored by LCMS analysis. The reaction mixture was then concentrated and diluted with ethyl acetate (50 mL). The organic layer was washed with saturated sodium bicarbonate (2 x 50 mL) and brine (50 mL). The organic phase was then dried over magnesium sulfate and concentrated to yield 6.5 g of crude oil. The oil was purified by chromatography on silica gel using 1:1 hexanes/ethyl acetate to provide the title compound (3 g). MS *m/z*: [M + H<sup>+</sup>] calcd for C<sub>37</sub>H<sub>55</sub>N<sub>3</sub>O<sub>6</sub> 638.41; found 639.

**Preparation 11****Biphenyl-2-ylcarbamic Acid 1-(9-Aminononyl)piperidin-4-yl Ester**

**[0235]** Trifluoroacetic acid (11 mL) was added to a solution of the product of Preparation 10 (7.2 g, 11.3 mmol) in dichloromethane (56 mL). After 2 h, LCMS analysis showed that the reaction was completed. The reaction mixture was then concentrated to dryness and diluted with ethyl acetate (75 mL). Sodium hydroxide (1N) was then added until the pH of the mixture reached 14. The organic phase was then collected and washed with saturated sodium bicarbonate (2 x 50 mL) and brine (50 mL). The organic phase was then dried over magnesium sulfate and concentrated to provide the title compound (5.5 g). MS *m/z*: [M + H<sup>+</sup>] calcd for C<sub>27</sub>H<sub>39</sub>N<sub>3</sub>O<sub>2</sub> 438.30; found 439.

**Preparation 12****Biphenyl-2-ylcarbamic Acid 1-{9-[2-(8-Benzyloxy-2-oxo-1,2-dihydroquinolin-5-yl)-2-hydroxyethylamino]nonyl}piperidin-4-yl Ester**

**[0236]** The product of Preparation 11 (196 mg, 0.43 mmol) was dissolved in dichloroethane (4 mL) and sodium triacetoxyborohydride (101 mg, 0.48 mmol) was added. The reaction mixture was stirred at ambient temperature for about 10 min. and then 8-benzyloxy-5-(2,2-dihydroxyacetyl)-1*H*-quinolin-2-one (Preparation 6) (141 mg, 0.43 mmol) was added. LCMS analysis showed that the reaction was completed after 2 h. Methanol (1 mL) was added to the reaction mixture and then sodium borohydride (18 mg, 0.48 mmol) was added slowly. After 1 hour, LCMS analysis showed that the reaction was completed. The reaction mixture was then quenched with aqueous ammonium chloride and this mixture was extracted with dichloromethane. The organic phase was washed with saturated sodium bicarbonate (2 x 50 mL) and brine (10 mL). The organic phase was then dried over magnesium sulfate and concentrated to provide 315 mg of a yellow solid. The solid was purified by silica gel chromatography using 10% methanol in dichloromethane to afford the title compound (64 mg). MS *m/z*: [M + H<sup>+</sup>] calcd for C<sub>43</sub>H<sub>55</sub>N<sub>4</sub>O<sub>5</sub> 730.40; found 731.

**Example 2****Biphenyl-2-ylcarbamic Acid 1-{9-[2-Hydroxy-2-(8-hydroxy-2-oxo-1,2-dihydroquinolin-5-yl)ethylamino]nonyl}piperidin-4-yl Ester Ditrifluoroacetate**

**[0237]** A solution of the product of Preparation 12 (64 mg, 0.09 mmol) in methanol (450 mL) was flushed with nitrogen. Palladium on carbon (10%, 10 mg) was then added and the reaction mixture was placed under a balloon containing hydrogen and stirred. LCMS analysis showed that the reaction was completed after 9 h. The reaction mixture was then filtered and the filtrate was concentrated to provide a yellow crispy solid. The solid was purified by preparative HPLC (5-35 over 60 min) to afford the title compound (19 mg). MS *m/z*: [M + H<sup>+</sup>] calcd for C<sub>38</sub>H<sub>48</sub>N<sub>4</sub>O<sub>5</sub> 641.36; found 641.

**Preparation 13****8-Benzyloxy-5-[(R)-2-bromo-1-(*tert*-butyldimethylsilyloxy)ethyl]-1*H*-quinolin-2-one****(a) 8-Benzyloxy-5-(2-Bromoacetyl)-1*H*-quinolin-2-one**

**[0238]** 5-Acetyl-8-benzyloxy-1*H*-quinolin-2-one (Preparation 6) (20.0 g, 68.2 mmol) was dissolved in dichloromethane (200 mL) and cooled to 0°C. Boron trifluoride diethyl etherate (10.4 mL, 82.0 mmol) was added via syringe and the

mixture was warmed to room temperature to give a thick suspension. The suspension was heated at 45 °C (oil bath) and a solution of bromine (11.5 g, 72.0 mmol) in dichloromethane (100 mL) was added over 40 min. The mixture was kept at 45 °C for an additional 15 min and then cooled to room temperature. The mixture was concentrated under reduced pressure and then triturated with 10% aqueous sodium carbonate (200 mL) for 1 hour. The solids were collected on a Buchner funnel, washed with water (4 x 100 mL) and dried under reduced pressure. The product of two runs was combined for purification. The crude product (52 g) was triturated with 50% methanol in chloroform (500 mL) for 1 hour. The product was collected on a Buchner funnel and washed with 50% methanol in chloroform (2 x 50 mL) and methanol (2 x 50 mL). The solid was dried under reduced pressure to give the title compound (34.1 g) as a powder.

#### (b) 8-Benzyloxy-5-((R)-2-bromo-1-hydroxyethyl)-1H-quinolin-2-one

[0239] (R)-(+)- $\alpha,\alpha$ -Diphenylprolinol (30.0 g, 117 mmol) and trimethylboroxine (11.1 mL, 78 mmol) were combined in toluene (300 mL) and stirred at room temperature for 30 min. The mixture was placed in a 150 °C oil bath and liquid was distilled off. Toluene was added in 20 mL aliquots and distillation was continued for 4 h. A total of 300 mL toluene was added. The mixture was then cooled to room temperature. A 500  $\mu$ L aliquot was evaporated to dryness and weighed (246 mg) to determine that the concentration of catalyst was 1.8 M.

[0240] 8-Benzyloxy 5-(2-bromoacetyl)-1H-quinolin-2-one (90.0 g, 243 mmol) was placed under nitrogen and tetrahydrofuran (900 mL) was added followed by the catalyst described above (1.8 M in toluene, 15 mL, 27 mmol). The suspension was cooled to  $-10 \pm 5$  °C in an ice/isopropanol bath. Borane (1.0 M in THF, 294 mL, 294 mmol) was added over 4 h. The reaction was then stirred an additional 45 min at  $-10$  °C and then methanol (250 mL) was added slowly. The mixture was concentrated under vacuum and the residue was dissolved in boiling acetonitrile (1.3 L), filtered while hot and then cooled to room temperature. The crystals were filtered, washed with acetonitrile and dried under vacuum to give the title compound (72.5 g, 196 mmol, 81% yield, 95% ee, 95% pure by HPLC).

#### (c) 8-Benzyloxy-5-[(R)-2-bromo-1-(tert-butyldimethylsilyloxy)ethyl]-1H-quinolin-2-one

[0241] To the product of step (b) (70.2 g, 189 mmol) was added *N,N*-dimethylformamide (260 mL) and this mixture was cooled in an ice bath under nitrogen. 2,6-Lutidine (40.3 g, 376 mmol) was added over 5 min and then *tert*-butyldimethylsilyl trifluoromethanesulfonate (99.8 g, 378 mmol) was added slowly while maintaining the temperature below 20 °C. The mixture was allowed to warm to room temperature for 45 min. Methanol (45 mL) was added to the mixture dropwise over 10 min and the mixture was partitioned between ethyl acetate/cyclohexane (1:1, 500 mL) and water/brine (1:1, 500 mL). The organics were washed twice more with water/brine (1:1, 500 mL each). The combined organics were evaporated under reduced pressure to give a light yellow oil. Two separate portions of cyclohexane (400 mL) were added to the oil and distillation continued until a thick white slurry was formed. Cyclohexane (300 mL) was added to the slurry and the resulting white crystals were filtered, washed with cyclohexane (300 mL) and dried under reduced pressure to give the title compound (75.4 g, 151 mmol, 80% yield, 98.6 % ee).

### Preparation 14

#### Biphenyl-2-ylcarbamic Acid 1-{9-[(R)-2-(8-benzyloxy-2-oxo-1,2-dihydroquinolin-5-yl)-2-(tert-butyldimethylsilyloxy)ethylamino]nonyl}piperidin-4-yl Ester

[0242] The product of Preparation 13 (3.9 g, 8.17 mmol) was added to a solution of the product of Preparation 11 (5.0 g, 11.4 mmol) in THF (20 mL), followed by sodium bicarbonate (2.0 g, 24.5 mmol) and sodium iodide (1.8 g, 12.2 mmol). The reaction mixture was heated to 80 °C for 72 h. The reaction mixture was then cooled, diluted with dichloromethane (20 mL) and the organic phase was washed with saturated sodium bicarbonate (2 x 50 mL) and brine (50 mL). The organic phase was then dried (magnesium sulfate) and concentrated to give 6.5 g of a crude product. The crude product was purified by chromatography on silica gel eluting with 3% methanol in dichloromethane to provide the title compound (1.4 g, 21% yield).

### Preparation 15

#### Biphenyl-2-ylcarbamic Acid 1-{9-[(R)-2-(8-benzyloxy-2-oxo-1,2-dihydroquinolin-5-yl)-2-hydroxyethylamino]nonyl}piperidin-4-yl Ester

[0243] Triethylamine hydrogen fluoride (376  $\mu$ L, 2.3 mmol) was added to a solution of the product of Preparation 14 (1.3 g, 1.5 mmol) in THF (8 mL) and the reaction mixture was stirred at ambient temperature. After 5 h, the reaction was complete as determined by LCMS analysis. The reaction mixture was then quenched with 1N NaOH until the pH was

14 and then diluted with ethyl acetate (20 mL) and washed with 1N NaOH (20 mL) and brine (20 mL). The organic phase was then separated, dried over magnesium sulfate, and concentrated to yield the title compound (1.1 g).

### Example 3

#### Biphenyl-2-ylcarbamic Acid 1-{9-[(R)-2-hydroxy-2-(8-hydroxy-2-oxo-1,2-dihydro-quinolin-5-yl)ethylamino]nonyl}piperidin-4-yl Ester Ditrifluoroacetate

[0244] A solution of the product of Preparation 15 (1.1 g, 1.5 mmol) was flushed with nitrogen and palladium on carbon (10%, 110 mg) was added. The reaction mixture was stirred under hydrogen at balloon pressure. Analysis by LCMS showed that the reaction was completed after 9 h. The reaction mixture was then filtered and concentrated to yield a yellow solid. The solid was purified by preparative HPLC (5-30 over 60 min) to afford the title compound (510 mg). MS  $m/z$ : [M + H<sup>+</sup>] calcd for C<sub>38</sub>H<sub>48</sub>N<sub>4</sub>O<sub>5</sub> 641.36; found 641. HPLC method 10-70: 3.207. [ $\alpha$ ]<sub>D</sub><sup>20</sup> = -23.6 (c = 1.0 mg/mL, water).

### Example 3A

#### Biphenyl-2-ylcarbamic Acid 1-{9-[(R)-2-hydroxy-2-(8-hydroxy-2-oxo-1,2-dihydro-quinolin-5-yl)ethylamino]nonyl}piperidin-4-yl Ester Ditrifluoroacetate

[0245] Alternatively, the title compound was prepared as follows:

##### (a) 9-Bromononanal

[0246] To a 100-mL round-bottomed flask equipped with a magnetic stirrer, addition funnel and temperature controller, under nitrogen, was added 9-bromononanol (8.92 g, 40 mmol) and dichloromethane (30 mL). The resulting mixture was cooled to 5 °C and a solution of sodium bicarbonate (0.47 g, 5.6 mmol) and potassium bromide (0.48 g, 4 mmol) in water (10 mL) was added. 2,2,6,6-Tetramethyl-1-piperidinyloxy free radical (TEMPO) (63 mg, 0.4 mmol) was added and then a 10 to 13% bleach solution (27 mL) was added dropwise through the addition funnel at a rate such that the temperature was maintained at about 8 °C (+/- 2 °C) with an ice cold bath (over about 40 min.). After addition of the bleach was complete, the mixture was stirred for 30 min. while maintaining the temperature at about 0°C. A solution of sodium bisulfite (1.54 g) in water (10 mL) was added and the resulting mixture was stirred at room temperature for 30 min. The layers of the mixture were then separated, and the milky aqueous layer was extracted with dichloromethane (1 x 20 mL). The combined dichloromethane layers were then washed with water (1 x 30 mL), dried (MgSO<sub>4</sub>), filtered and concentrated under reduced pressure to afford the title intermediate (8.3 g, 94% yield), which was used without further purification in the next step.

##### (b) 9-Bromo-1,1-dimethoxynonane

[0247] To a 100 mL round-bottomed flask was added 9-bromononanal (7.2 g, 32.5 mmol), methanol (30 mL) and trimethylorthoformate (4 mL, 36.5 mmol). A solution of 4 N hydrochloric acid in dioxane (0.2 mL, 0.8 mmol) was added and the resulting mixture was refluxed for 3 h. The reaction mixture was then cooled to room temperature and solid sodium bicarbonate (100 mg, 1.2 mmol) was added. The resulting mixture was concentrated to one-fourth its original volume under reduced pressure and then ethyl acetate (50 mL) was added. The organic layer was washed with water (2 x 40 mL), dried (MgSO<sub>4</sub>), filtered and concentrated under reduced pressure to afford the title intermediate (8.44 g, 97 % yield) as a liquid, which as used in the next step without further purification.

##### (c) Biphenyl-2-ylcarbamic Acid 1-(9,9-Dimethoxynonyl)piperidin-4-yl Ester

[0248] To a 50 mL three-necked, round-bottomed flask was added biphenyl-2-ylcarbamic acid piperidin-4-yl ester (1 g, 3.38 mmol) and acetonitrile (10 mL) to form a slurry. To this slurry was added 9-bromo-1,1-dimethoxynonane (1.1g, 1.3 mmol) and triethylamine (0.57 g, 4.1 mmol) and the resulting mixture was heated at 65 °C for 6 h (the reaction was monitored by HPLC until starting material is < 5 %). The reaction mixture was then cooled to room temperature at which time the mixture formed a thick slurry. Water (5 mL) was added and the mixture was filtered to collect the solid on a coarse fritted glass filter. The solid was washed with pre-mixed solution of acetonitrile (10 mL) and water (5 mL) and then with another pre-mixed solution of acetonitrile (10 mL) and water (2 mL). The resulting solid was air dried to afford the title intermediate (1.37 g, 84 %, purity >96 % by LC, 1H NMR) as a white solid.

**(d) Biphenyl-2-ylcarbamic Acid 1-(9-Oxononyl)piperidin-4-yl Ester**

**[0249]** To a 500 mL round-bottomed flask with a magnetic stirrer was added biphenyl-2-ylcarbamic acid 1-(9,9-dimethoxynonyl)piperidin-4-yl ester (7.7 g, 15.9 mmol) and then acetonitrile (70 mL) and aqueous 1M hydrochloric acid (70 mL). The resulting mixture was stirred at room temperature for 1 h and then dichloromethane (200 mL) was added. This mixture was stirred for 15 min. and then the layers were separated. The organic layer was dried (MgSO<sub>4</sub>), filtered and concentrated under reduced pressure to afford the title intermediate (6.8 g), which was used in the next step without further purification.

**(e) Biphenyl-2-ylcarbamic Acid 1-(9-{Benzyl-[(R)-2-(8-benzyloxy-2-oxo-1,2-dihydroquinolin-5-yl)-2-(tert-butyl-dimethylsilyloxy)ethyl]amino}nonyl)-piperidin-4-yl Ester**

**[0250]** To a 300 mL round-bottomed flask was added 5-[(R)-2-benzylamino-1-(tert-butyl-dimethylsilyloxy)ethyl]-8-benzyloxy-1H-quinolin-2-one (5 g, 9.73 mmol), dichloromethane (100 mL) and glacial acetic acid (0.6 mL, 10 mmol). This mixture was cooled to 0 °C using an ice bath and biphenyl-2-ylcarbamic acid 1-(9-oxononyl)piperidin-4-yl ester (4.6 g, 9.73 mmol) was added with stirring. This mixture was stirred at 0 °C for 30 minutes and then sodium triacetoxyborohydride (6.15 g, 29 mmol) was added in portions over 15 minutes. The reaction mixture was stirred at 0° to 10 °C for 2 hours and then aqueous saturated sodium bicarbonate solution (50 mL) was added and this mixture was stirred for 15 minutes. The layers were then separated and the organic layer was washed with 5% aqueous sodium chloride solution (50 mL), dried (MgSO<sub>4</sub>), filtered and concentrated under reduced pressure to afford the title intermediate (8.5 g, 80% purity by HPLC), which was used without further purification.

**(f) Biphenyl-2-ylcarbamic Acid 1-{9-[(R)-2-(tert-Butyldimethylsilyloxy)-2-(8-hydroxy-2-oxo-1,2-dihydroquinolin-5-yl)ethylamino]nonyl}piperidin-4-yl Ester**

**[0251]** To a 200 mL round-bottomed flask was added the intermediate from Step E (8.5 g, 9 mmol), ethanol (100 mL) and glacial acetic acid (0.54 mL, 18 mmol) and this mixture was stirred until the solid dissolved. The reaction mixture was purged with hydrogen for 5 min. and then 10% palladium on carbon (1.7 g) was added. This mixture was stirred at room temperature while hydrogen was slowly bubbling through the reaction mixture until >95% conversion was observed by HPLC (about 8-9 h). The mixture was then filtered through a Celite pad and the solvent was removed under reduced pressure. The residue was purified by silica gel chromatography (15g silica/1g crude) using 5% MeOH in DCM/0.5% NH<sub>4</sub>OH (10 x 150 mL), 8% MeOH in DCM/0.5% NH<sub>4</sub>OH (10 x 150 mL) and 10% MeOH in DCM/0.5% NH<sub>4</sub>OH (10 x 150 mL). The appropriate fractions were combined and the solvent was removed under reduced pressure while maintaining the temperature <35 °C to give the title intermediate (4.05 g, 97% purity).

**(g) Biphenyl-2-ylcarbamic Acid 1-{9-[(R)-2-Hydroxy-2-(8-hydroxy-2-oxo-1,2-dihydroquinolin-5-yl)ethylamino]nonyl}piperidin-4-yl Ester**

**[0252]** To a 200 mL round-bottomed flask was added the intermediate from Step F (4.05 g, 5.36 mmol) and dichloromethane (80 mL) and the resulting mixture was stirred until the solid dissolved. Triethylamine trihydrofluoride (2.6 mL, 16 mmol) was added and stirring was continued under nitrogen for 18 to 20 h. Methanol (20 mL) was added and then saturated aqueous sodium bicarbonate (50 mL) was added slowly and the mixture was stirred for 15 min. The layers were then separated and the organic layer was washed with saturated aqueous sodium chloride solution (20 mL), dried (MgSO<sub>4</sub>), filtered and concentrated under reduced pressure to afford the title compound (3.5g, 98% purity by HPLC) as a yellow solid.

**Example 3B****Biphenyl-2-ylcarbamic Acid 1-{9-[(R)-2-Hydroxy-2-(8-Hydroxy-2-oxo-1,2-dihydroquinolin-5-yl)ethylamino]nonyl}piperidin-4-yl Ester Naphthalene-1,5-disulfonic Acid Salt**

**[0253]** Biphenyl-2-ylcarbamic acid 1-{9-[(R)-2-hydroxy-2-(8-hydroxy-2-oxo-1,2-dihydroquinolin-5-yl)ethylamino]nonyl}piperidin-4-yl ester (1.0 g, 1.56 mmol, free base) was dissolved in methanol (10 mL; low water content). A solution of naphthalene-1,5-disulfonic acid (0.45 g, 1.56 mmol) in methanol (5 mL; low water content) was added and the reaction mixture was stirred at 30 °C for two hours and then at room temperature overnight (18 h). The resulting thick slurry was filtered and the filtrate cake was washed with methanol (5 mL) and then dried to give the title compound (1.16 g, 80% yield) as off-white crystalline solid.

**Preparation 16*****N*-{2-Benzyloxy-5-[(*R*)-2-bromo-1-(*tert*-butyldimethylsilyloxy)ethyl]phenyl}-formamide**

[0254] (*R*)-2-Bromo-1-(3-formamido-4-benzyloxyphenyl)ethanol (9.9 g, 28 mmol) was dissolved in dimethylformamide (36 mL). Imidazole (2.3 g, 34 mmol) and *tert*-butyldimethylsilyl chloride (4.7 g, 31 mmol) were added. The solution was stirred under nitrogen atmosphere for 72 h. Additional imidazole (0.39 g, 5.7 mmol) and *tert*-butyldimethylsilyl chloride (0.64 g, 4.3 mmol) were added and the reaction was stirred for an additional 20 h. The reaction mixture was then diluted with a mixture of isopropyl acetate (53 mL) and hexanes (27 mL) and transferred to a separatory funnel. The organic layer was washed twice with a mixture of water (27 mL) and saturated aqueous sodium chloride (27 mL) followed by a final wash with saturated aqueous sodium chloride (27 mL). The organic layer was dried over sodium sulfate. Silica gel (23.6 g) and hexanes (27 mL) were added and the suspension was stirred for 10 min. The solids were removed by filtration and the filtrate concentrated under vacuum. The residue was crystallized from hexanes (45 mL) to afford 8.85 g (19 mmol, 68 %) of the title compound as a solid. MS *m/z*: [M + H<sup>+</sup>] calcd for C<sub>22</sub>H<sub>30</sub>NO<sub>3</sub>SiBr 464.1; found 464.2.

[0255] The starting material, (*R*)-2-bromo-1-(3-formamido-4-benzyloxyphenyl)ethanol, can be prepared as described in U.S. Patent No. 6,268,533 B1; or R. Hett et al., Organic Process Research and Development, 1998, 2:96-99; or using procedures similar to those described in Hong et al., Tetrahedron Lett., 1994, 35:6631; or similar to those described in U.S. Patent No. 5,495,054.

**Preparation 17****Biphenyl-2-ylcarbamic Acid 1-{9-[(*R*)-2-(4-Benzyloxy-3-formylaminophenyl)-2-(*tert*-butyldimethylsilyloxy)ethylamino]nonyl}piperidin-4-yl Ester**

[0256] The product of Preparation 16 (500 mg, 1.008 mmol) and sodium iodide (243 mg, 1.62 mmol) were stirred in tetrahydrofuran (0.5 mL) for 15 min at ambient temperature. The product of Preparation 11, (564 mg, 1.29 mmol) and sodium bicarbonate (272 mg, 3.24 mmol) were then added and the reaction mixture was heated at 80 °C for 24 h. The reaction mixture was then allowed to cool. Water (2 mL) was then added and the mixture was extracted with dichloromethane (2 x 2 mL). The combined organic extracts were washed with 1M hydrochloric acid (2 x 1 mL), dried (magnesium sulfate) and the solvent was removed under reduced pressure. The crude residue was purified by flash chromatography (5-10% methanol/dichloromethane) to give the title compound (360 mg, 0.44 mmol, 41% yield). HPLC (10-70) R<sub>t</sub> = 4.96; MS *m/z*: [M + H<sup>+</sup>] calcd for C<sub>49</sub>H<sub>68</sub>N<sub>4</sub>O<sub>5</sub> 821.51; found 821.9.

**Preparation 18****Biphenyl-2-ylcarbamic Acid 1-{9-[(*R*)-2-(4-Benzyloxy-3-formylaminophenyl)-2-hydroxyethylamino]nonyl}piperidin-4-yl Ester**

[0257] To a stirred solution of the product of Preparation 17 (360 mg, 0.44 mmol) in tetrahydrofuran (2.2 mL) at ambient temperature was added triethylamine trihydrofluoride (108 μL, 0.66 mmol). The reaction mixture was stirred for 24 h and then diluted with dichloromethane (5 mL) and washed with 1M hydrochloric acid (2 mL) and saturated aqueous sodium bicarbonate (2 mL). The organic phase was dried (magnesium sulfate) and the solvent was removed under reduced pressure. The crude title compound was used directly in the next step without further purification. HPLC (10-70) R<sub>t</sub> = 4.6; MS *m/z*: [M + H<sup>+</sup>] calcd for C<sub>43</sub>H<sub>54</sub>N<sub>4</sub>O<sub>5</sub> 707.43; found 707.8.

**Example 4****Biphenyl-2-ylcarbamic Acid 1-{9-[(*R*)-2-(3-Formylamino-4-hydroxyphenyl)-2-hydroxyethylamino]nonyl}piperidin-4-yl Ester Ditrifluoroacetate**

[0258] Palladium (10 wt. % (dry basis) on activated carbon) (124 mg) was added to a stirred solution of the product of Preparation 18 (311 mg, 0.44 mmol) in ethanol (4 mL) and the reaction mixture was placed under an atmosphere of hydrogen. After stirring for 12 h, the reaction mixture was filtered through a pad of Celite, washed with methanol (2 mL) and the solvent was removed under reduced pressure. The resulting residue was purified by preparative HPLC to give the title compound (41 mg). HPLC (10-70) R<sub>t</sub> = 3.0; MS *m/z*: [M + H<sup>+</sup>] calcd for C<sub>36</sub>H<sub>48</sub>N<sub>4</sub>O<sub>5</sub> 617.39; found 617.5.

## Example 5

**Biphenyl-2-ylcarbamic Acid 1-{9-[(*R*)-2-Hydroxy-2-(8-hydroxy-2-oxo-1,2,3,4-tetrahydroquinolin-5-yl)ethylamino]nonyl}piperidin-4-yl Ester Ditrifluoroacetate**

**[0259]** Palladium (10 wt. % (dry basis) on activated carbon) (80 mg) was added to a stirred solution of the product of Example 3 (80 mg, 0.11 mmol) in ethanol (1.1 mL) and the reaction mixture was placed under an atmosphere of hydrogen. The reaction mixture was stirred for 12 h, and then filtered through a pad of Celite, washed with methanol (2 mL) and the solvent removed under reduced pressure. The crude material was resubjected to the above conditions to ensure complete reaction. The resulting residue was purified by preparative HPLC to yield the title compound (6 mg). HPLC (10-70)  $R_t = 3.23$ ; MS  $m/z$ :  $[M + H^+]$  calcd for  $C_{38}H_{50}N_4O_5$  643.39; found 643.7.

**Preparation 19****3-[4-(Biphenyl-2-ylcarbamoxyloxy)piperidin-1-yl]propionic Acid Methyl Ester**

**[0260]** Methyl 3-bromopropionate (553  $\mu$ L, 5.07 mmol) was added to a stirred solution of the product of Preparation 8 (1.00 g, 3.38 mmol) and DIPEA (1.76 mL, 10.1 mmol) in acetonitrile (34 mL) at 50 °C and the reaction mixture was heated at 50 °C overnight. The solvent was then removed under reduced pressure and the residue was dissolved in dichloromethane (30 mL). The resulting solution was washed with saturated aqueous sodium bicarbonate solution (10 mL), dried (magnesium sulfate) and the solvent was removed under reduced pressure. The crude residue was purified by column chromatography (5-10% MeOH/DCM) to give the title compound (905 mg, 70%).

**Preparation 20****3-[4-(Biphenyl-2-ylcarbamoxyloxy)piperidin-1-yl]propionic Acid**

**[0261]** A stirred solution of the product of Preparation 19 (902 mg, 2.37 mmol) and lithium hydroxide (171 mg, 7.11 mmol) in 50% THF/H<sub>2</sub>O (24 mL) was heated at 30 °C overnight, and then acidified with concentrated hydrochloric acid and lyophilized to give the title compound (~ 100% yield, also contains LiCl salts).

**Preparation 21****{5-[(*R*)-2-(8-Benzyloxy-2-oxo-1,2-dihydroquinolin-5-yl)-2-(*tert*-butyldimethyl-silanyloxy)ethylamino]pentyl}carbamic Acid *tert*-Butyl Ester**

**[0262]** The product of Preparation 13 (600 mg, 1.23 mmol) and *N-tert*-butoxycarbonyl-1,5-diaminopentane (622 mg, 3.07 mmol) were dissolved in dimethyl sulfoxide (1.23 mL) and heated to 105 °C for 6 h. The reaction mixture was then cooled and diluted with ethyl acetate (10 mL) and washed with saturated aqueous sodium bicarbonate solution (4 mL). The organic phase was dried (magnesium sulfate) and the solvent was removed under reduced pressure. The crude residue was purified by column chromatography (5-10% methanol/dichloromethane) to give the title compound (~100% yield).

**Preparation 22****5-[(*R*)-2-(5-Aminopentylamino)-1-(*tert*-butyldimethylsilanyloxy)ethyl]-8-benzyloxy-1H-quinolin-2-one**

**[0263]** A solution of the product of Preparation 21 (800 mg, 1.31 mmol) in trifluoroacetic acid/dichloromethane (25%, 12 mL) was stirred at ambient temperature for 1 hour. The solvent was then removed under reduced pressure and the crude residue was dissolved in dichloromethane (15 mL) and washed with 1N sodium hydroxide (8 mL). The organic phase was separated, dried (magnesium sulfate) and the solvent was removed under reduced pressure to give the title compound (509 mg, 81% yield over 2 steps).

**Preparation 23****Biphenyl-2-ylcarbamic Acid 1-(2-{5-[(*R*)-2-(8-Benzyloxy-2-oxo-1,2-dihydroquinolin-5-yl)-2-(*tert*-butyldimethylsilyloxy)ethylamino]pentylcarbamoyl}ethyl)piperidin-4-yl Ester**

[0264] To the product of Preparation 20 (417 mg, 1.13 mmol) and HATU (430 mg, 1.13 mmol) was added the product of Preparation 22 (458 mg, 0.90 mmol) in DMF (1.8 mL), followed by DIPEA (204  $\mu$ L, 1.17 mmol). The reaction mixture was stirred at 50 °C for 12 h, and then the solvent was removed under reduced pressure. The crude residue was dissolved in dichloromethane (10 mL). The resulting solution was washed with saturated aqueous sodium bicarbonate solution (4 mL), dried (magnesium sulfate) and the solvent was removed under reduced pressure. The crude residue was purified by column chromatography (5-10% methanol/dichloromethane and 0.5%  $\text{NH}_4\text{OH}$ ) to give the title compound (240 mg, 31% yield).

**Preparation 24****Biphenyl-2-ylcarbamic Acid 1-(2-{5-[(*R*)-2-(8-Benzyloxy-2-oxo-1,2-dihydroquinolin-5-yl)-2-hydroxyethylamino]pentylcarbamoyl}ethyl)piperidin-4-yl Ester**

[0265] To a stirred solution of the product of Preparation 23 (240 mg, 0.28 mmol) in dichloromethane (2.8 mL) was added triethylamine trihydrofluoride (91  $\mu$ L, 0.56 mmol). The reaction mixture was stirred for 10 h, and then diluted with dichloromethane (10 mL). The resulting solution was then washed with saturated aqueous sodium bicarbonate solution (5 mL), and then the organic phase was dried (magnesium sulfate) and the solvent was removed under reduced pressure to give the title compound (209 mg, 100% yield).

**Example 6****Biphenyl-2-ylcarbamic Acid 1-(2-{5-[(*R*)-2-Hydroxy-2-(8-hydroxy-2-oxo-1,2-dihydroquinolin-5-yl)ethylamino]pentylcarbamoyl}ethyl)piperidin-4-yl Ester, Ditrifluoroacetate**

[0266] To a stirred solution of the product of Preparation 24 (209 mg, 0.28 mmol) in ethanol (2.8 mL) was added palladium (10 wt. % (dry basis) on activated carbon) (81 mg) and the reaction mixture was placed under an atmosphere of hydrogen and stirred overnight. The reaction mixture was then filtered and solvent was removed under reduced pressure. The crude residue was purified by preparative HPLC to give the title compound (58 mg). HPLC (10-70)  $R_t$  = 2.30; MS  $m/z$ :  $[M + H^+]$  calcd for  $\text{C}_{37}\text{H}_{45}\text{N}_5\text{O}_6$  656.34; found 656.6;  $[\alpha]^{20}_D$  = -6.5 ( $c$ =1.0mg/mL, water).

**Example 6A****Biphenyl-2-ylcarbamic Acid 1-(2-{5-[(*R*)-2-Hydroxy-2-(8-hydroxy-2-oxo-1,2-dihydroquinolin-5-yl)ethylamino]pentylcarbamoyl}ethyl)piperidin-4-yl Ester**

[0267] Alternatively, the title compound can be prepared as follows:

**(a) 5-Chloropentanal**

[0268] To a 2 L three-necked round-bottomed flask, equipped with a magnetic stirrer, addition funnel and temperature controller under nitrogen, was added 5-chloropentanol (53 g, 0.433 mol) and dichloromethane (300 mL). This mixture was cooled to 5 °C and a solution of sodium bicarbonate (5 g, 0.059 mol) and potassium bromide (5.1 g, 0.043 mol) in water (225 mL) was added. 2,2,6,6-Tetramethyl-1-piperidinyloxy free radical (TEMPO) (63 mg, 0.4 mmol) was added and then a 10 to 13% bleach solution (275 mL) was added dropwise through the addition funnel at a rate such that the temperature was maintained at about 8 °C ( $\pm$  2 °C) with an ice cold bath (over about 45 min.). After addition of the bleach was complete, the mixture was stirred for 30 min. while maintaining the temperature at about 5°C. A solution of sodium bisulfite (4 g) in water (30 mL) was added and the resulting mixture was stirred at room temperature for 30 min. The layers of the mixture were then separated, and the aqueous layer was extracted with dichloromethane (1 x 50 mL). The combined dichloromethane layers were then washed with water (1 x 50 mL), dried ( $\text{MgSO}_4$ ), filtered and concentrated under reduced pressure to afford the title compound (53 g). The product was distilled at 65°C/8 torr to afford the title compound (31.16 g) as an orange oil (GC purity was 70 to 80 %).

[0269] The product was further purified by adding the crude material (4 g) to a mixture of ethanol (920 mL), ethyl acetate (12 mL) and water (4 mL). Sodium bisulfite (4g) was added and the mixture was heated to reflux for 4 h and

then cooled to room temperature and stirred for 14 h at room temperature to form a very thick slurry. The solids were filtered on a coarse fritted filter, washed with the solvent mixture (5 mL) and the solids were dried on the filter to afford 8.4 g of the bisulfite adduct. This material was then added to MTBE (20 mL) and aqueous 1 N sodium hydroxide (45 mL) was added with vigorous stirring. The resulting biphasic mixture was stirred vigorously until all the solids had dissolved (about 15 min) and then the layers were separated. The aqueous layer was extracted with MTBE (20 mL) and the combined MTBE layers were dried (MgSO<sub>4</sub>), filtered and concentrated to afford 3.46 g of the title compound as a colorless liquid (GC purity >90 %).

**(b) 5-[(R)-2-[Benzyl-(5-chloropentyl)amino]-1-(*tert*-butyldimethylsilyloxy)ethyl]-8-benzyloxy-1H-quinolin-2-one**

**[0270]** To a 1 L three-necked round-bottomed flask was added the product of Preparation 28 (48.4 g, 94 mmol), dichloromethane (400 mL) and glacial acetic acid (11.3 mL). This mixture was stirred at 0 °C (ice bath) and the product from step (a) (12.5 g, 103.6 mmol) was added and stirring was continued for 15 min. Sodium triacetoxymethylborohydride (59.8 g, 282 mmol) was then added in portions over a 15 min. period and the resulting mixture was stirred at 0 °C to 10 °C for 2 h. Aqueous saturated sodium bicarbonate solution (200 mL) was then added slowly (gas evolution) and stirring was continued for 15 min. The pH of the solution was then adjusted with solid sodium carbonate to a pH of about 9 and the layers were separated. The organic layer was washed with aqueous 5% sodium chloride solution (200 mL), dried (MgSO<sub>4</sub>), filtered and concentrated under reduced pressure to afford the title compound (53 g).

**(c) 5-[(R)-2-[(5-*N,N*-Diformylaminopentyl)benzylamino]-1-(*tert*-butyldimethylsilyloxy)ethyl]-8-benzyloxy-1H-quinolin-2-one**

**[0271]** To a stirred solution of the product of step (b) (26.5 g, 42.8 mmol) in 1-methyl-2-pyrrolidinone (175 mL) was added sodium diformylamide (6.1 g, 64.2 mmol) and sodium iodide (2.13 g, 14.3 mmol). The reaction flask was flushed with nitrogen and then the mixture was heated at 65 °C for 8 h. The mixture was then cooled to room temperature and water (300 mL) and ethyl acetate (100 mL) were added. This mixture was stirred for 10 min. and then the layers were separated. The aqueous layer was extracted with ethyl acetate (150 mL) and the combined organic layers were washed with water (300 mL), aqueous 50 % brine solution (300 mL), water (300 mL), dried (MgSO<sub>4</sub>) filtered and concentrate to afford the title compound (23.3 g).

**(d) 5-[(R)-2-[(5-Aminopentyl)benzylamino]-1-(*tert*-butyldimethylsilyloxy)ethyl]-8-benzyloxy-1H-quinolin-2-one**

**[0272]** To a stirred solution of the product from step (c) (10.5 g, 16 mmol) in methanol (75 mL) was added *p*-toluenesulfonic acid (7.42 g, 39 mmol). The resulting mixture was heated at 40 °C for 15 h and then concentrated under reduced pressure to about half its volume. Methanol (70 mL) was added and the mixture was heated at 50 °C for 2 h and then concentrated under reduced pressure. Water (100 mL), methanol (50 mL) and MTBE (100 mL) were added and this mixture was stirred for 15 min and then the layers were separated. To the aqueous layer was added aqueous 1 N sodium hydroxide (45 mL) and MTBE (100 mL), and this mixture was stirred for 15 min. The layers were then separated and the aqueous layer was extracted with MTBE (100 mL). The combined MTBE layers were dried (MgSO<sub>4</sub>), filtered and concentrated to afford the title compound as a yellow oil (7.3 g). This material contained about 13 % (by HPLC) of the corresponding des-*tert*-butyldimethylsilyl compound.

**(e) 3-[4-(Biphenyl-2-ylcarbamoxyloxy)piperidin-1-yl]propionic Acid**

**[0273]** To a solution of the product of Preparation 8 (50 g, 67.6 mmol) in dichloromethane (500 mL) was added acrylic acid (15.05 mL, 100 mmol). The resulting mixture was heated at 50 °C under reflux for 18 h and then the solvent was removed. Methanol (600 mL) was added and this mixture was heated at 75 °C for 2 h and then cooled to room temperature to form a thick slurry. The solid was collected by filtration, washed with methanol (50 mL) and air dried to afford the title compound (61g, >96% purity) as white powder.

**(f) Biphenyl-2-ylcarbamic Acid 1-[2-(5-{Benzyl-[(R)-2-(8-benzyloxy-2-oxo-1,2-dihydroquinolin-5-yl)-2-(*tert*-butyldimethylsilyloxy)ethyl]amino}-pentylcarbamoxy)ethyl]piperidin-4-yl Ester**

**[0274]** A mixture of the product of step (e) (3.68 g, 10 mmol) and *N,N*-dimethylformamide (50 mL) was heated at 60 °C until the solid completely dissolved and then cooled to room temperature. The product of step (d) (6 g, 10 mmol) and diisopropylethylamine (3.5 mL) was added and the reaction mixture was cooled to 0°C. PyBOP (6.25 g, 12 mmol) was



added in one portion and the reaction mixture was stirred at 0 °C to room temperature for 2 hours. The reaction mixture was then poured into cold water (500 mL) with stirring and the pH of the resulting mixture was adjusted to about 2 using aqueous 1 M hydrochloric acid. This mixture was stirred for 15 min and then filtered to collect the solid, which was washed with water (100 mL) and dried to afford the title compound (8.7 g, HPLC purity >95%) as an off-white solid.

**(g) Biphenyl-2-ylcarbamic Acid 1-(2-{5-[(*R*)-2-Hydroxy-2-(8-hydroxy-2-oxo-1,2-dihydroquinolin-5-yl)ethylamino]pentylcarbamoyl}ethyl)piperidin-4-yl Ester**

**[0275]** The product of step (f) can be deprotected using essentially the same procedures as those described in Preparation 24 and Example 6 to afford the title compound.

**Preparation 25**

**2-(*N*-Benzyloxycarbonyl-*N*-methylamino)ethanal**

**(a) 2-(*N*-Benzyloxycarbonyl-*N*-methylamino)ethanol**

**[0276]** Benzyl chloroformate (19 g, 111.1 mmol) in THF (20 mL) was added dropwise over 15 min to a stirred solution of 2-(methylamino)ethanol (10 g, 133.3 mmol) in THF (100 mL) and aqueous sodium carbonate (100 mL) at 0°C. The reaction mixture was stirred at 0 °C for 12 h and then extracted with EtOAc (2 x 200 mL). The organic layer was washed with aqueous sodium carbonate (200 mL) and dried (potassium carbonate) and solvent was removed under reduced pressure to give the title compound (22.5 g, 97% yield).

**(b) 2-(*N*-Benzyloxycarbonyl-*N*-methylamino)ethanal**

**[0277]** DMSO (71 mL, 1 mol) and DIPEA (87.1 mL, 0.5 mol) were added to a stirred solution of the product of step (a) (20.9 g, 0.1 mol) in dichloromethane (200 mL) at -10°C. The reaction mixture was stirred at -10 °C for 15 min and then sulfur trioxide pyridine complex (79.6 g, 0.5 mol) was added and the resulting mixture was stirred for 1 hour. The reaction mixture was quenched with addition of 1M hydrochloric acid (200 mL). The organic layer was separated and washed with saturated aqueous sodium bicarbonate (100 mL), brine (100 mL), dried (potassium carbonate) and solvent removed under reduced pressure to give the title compound (20.7 g, ~100% yield).

**Preparation 26**

**Biphenyl-2-ylcarbamic Acid 1-[2-(methylamino)ethyl]piperidin-4-yl Ester**

**[0278]** To a stirred solution of the product of Preparation 25 (20.7 g, 100 mmol) and the product of Preparation 8 (25 g, 84.7 mmol) in MeOH (200 mL) was added sodium triacetoxyborohydride (21.2 g, 100 mmol). The reaction mixture was stirred for 12 h at ambient temperature and then it was quenched with 2M hydrochloric acid and the solvent was removed under reduced pressure. The residue was dissolved in ethyl acetate (200 mL) and washed with saturated aqueous sodium bicarbonate solution (100 mL) and brine (50 mL), and then dried (magnesium sulfate) and the solvent was removed under reduced pressure. The crude residue was purified by column chromatography (50-90% EtOAc/hexanes) to give biphenyl-2-ylcarbamic acid 1-[2-(benzyloxycarbonyl-methylamino)ethyl]piperidin-4-yl ester as an oil.

**[0279]** The oil was dissolved in methanol (100 mL) and palladium (10 wt. % (dry basis) on activated carbon) (5 g) was added. The reaction mixture was stirred under hydrogen (30 psi) for 12 h and then filtered through Celite, which was washed with methanol, and solvent was evaporated to give the title compound (13.2 g, 44% yield).

**Preparation 27**

**Biphenyl-2-ylcarbamic Acid 1-{2-[(6-Bromohexanoyl)methylamino]ethyl}piperidin-4-yl Ester**

**[0280]** 6-Bromohexanoyl chloride (3.23 mL, 21.1 mmol) was added to a stirred solution of the product of Preparation 26 (6.2 g, 17.6 mmol) and DIPEA (6.13 mL, 35.2 mmol) in dichloroethane (170 mL). The reaction mixture was stirred for 1 hour and it was then diluted with EtOAc (250 mL) and washed with saturated aqueous sodium bicarbonate solution (2 x 200 mL) and brine (200 mL), and then dried (magnesium sulfate). The solvent was removed under reduced pressure to give the title compound (6.6 g, 73% yield).

**Preparation 28****8-Benzyloxy-5-[(R)-2-(N-benzylamino)-1-(tert-butyldimethylsilyloxy)ethyl]-1H-quinolin-2-one**

**[0281]** A stirred solution of the product of Preparation 13 (1.00 g, 2.05 mmol) and benzylamine (493  $\mu$ L, 4.51 mmol) in DMSO (1.7 mL) was heated at 105 °C for 4 h. The reaction mixture was allowed to cool and was then diluted with EtOAc (10 mL) and the organic layer was washed with saturated aqueous ammonium chloride solution (5 mL) and 1N sodium hydroxide (5 mL), dried ( $\text{MgSO}_4$ ) and solvent removed under reduced pressure. The crude residue was purified by column chromatography (50% EtOAc/hexanes) to give the title compound (700 mg, 67%). MS  $m/z$ :  $[\text{M} + \text{H}^+]$  calcd for  $\text{C}_{31}\text{H}_{38}\text{N}_2\text{O}_3\text{Si}$  515.27; found 515.5.

**Preparation 29****Biphenyl-2-ylcarbamic Acid 1-[2-[(6-{Benzyl-[(R)-2-(8-benzyloxy-2-oxo-1,2-dihydroquinolin-5-yl)-2-(tert-butyldimethylsilyloxy)ethyl]amino}hexanoyl)-methylamino]ethyl]piperidin-4-yl Ester**

**[0282]** To a stirred solution of the product of Preparation 28 (807 mg, 1.57 mmol) and DIPEA (819  $\mu$ L, 4.7 mmol) in acetonitrile (3.14 mL) was added the product of Preparation 27 (995 mg, 1.88 mmol). The reaction mixture was heated to 80 °C for 24 h. The solvent was removed under reduced pressure and the residue was dissolved in EtOAc (10 mL) and then washed with saturated aqueous sodium bicarbonate solution (5 mL), dried (magnesium sulfate), and the solvent removed under reduced pressure. The crude material was purified by column chromatography (4-6% MeOH/DCM) to obtain the title compound (452 mg, 30% yield).

**Preparation 30****Biphenyl-2-ylcarbamic Acid 1-[2-[(6-{Benzyl-[(R)-2-(8-benzyloxy-2-oxo-1,2-dihydroquinolin-5-yl)-2-hydroxyethyl]amino}hexanoyl)methylamino]ethyl]piperidin-4-yl Ester**

**[0283]** To a stirred solution of the product of Preparation 29 (452 mg, 0.47 mmol) in dichloromethane (4.7 mL) was added triethylamine trihydrofluoride (116  $\mu$ L, 0.71 mmol). The reaction mixture was stirred for 10 h. and then it was diluted with dichloromethane (10 mL) and washed with saturated aqueous sodium bicarbonate solution (5 mL). The organic phase was then dried ( $\text{MgSO}_4$ ) and the solvent was removed under reduced pressure to give the title compound (100% yield).

**Example 7****Biphenyl-2-ylcarbamic Acid 1-[2-[(6-{(R)-2-Hydroxy-2-(8-hydroxy-2-oxo-1,2-dihydroquinolin-5-yl)ethylamino}hexanoyl)methylamino]ethyl]piperidin-4-yl Ester Ditrifluoroacetate**

**[0284]** To a stirred solution of the product of Preparation 30 (400 mg, 0.47 mmol) in ethanol (4.7 mL) was added palladium (10 wt. % (dry basis) on activated carbon) (160 mg) and the reaction mixture was placed under an atmosphere of hydrogen and stirred overnight. The reaction mixture was then filtered and solvent was removed under reduced pressure. The crude residue was purified by preparative HPLC to give the title compound (73 mg). HPLC (10-70)  $R_t$  = 2.33; MS  $m/z$ :  $[\text{M} + \text{H}^+]$  calcd for  $\text{C}_{38}\text{H}_{47}\text{N}_5\text{O}_6$  670.36; found 670.  $[\alpha]^{20}_D$  = -9.4 ( $c$  = 1.0 mg/mL, water).

**Preparation 31****Biphenyl-2-ylcarbamic Acid 1-[2-(4-(Aminomethyl)phenylcarbamoyl)-ethyl]piperidin-4-yl Ester**

**[0285]** To a stirred solution of 4-(N-tert-butoxycarbonylaminomethyl)aniline (756 mg, 3.4 mmol), the product of Preparation 20 (1.5 g, 4.08 mmol) and HATU (1.55 g, 4.08 mmol) in DMF (6.8 mL) was added DIPEA (770  $\mu$ L, 4.42 mmol). The reaction mixture was stirred at 50 °C overnight and then the solvent was removed under reduced pressure. The resulting residue was dissolved in dichloromethane (20 mL) and washed with saturated aqueous sodium bicarbonate solution (10 mL). The organic phase was then dried (magnesium sulfate) and the solvent was removed under reduced pressure. The crude product was purified by flash chromatography (5-10% MeOH/DCM) to give a solid, which was dissolved in TFA/DCM (25%, 30 mL) and stirred at room temperature for 2 h. The solvent was then removed under reduced pressure and the crude residue was dissolved in dichloromethane (30 mL) and washed with 1N sodium hydroxide (15 mL). The organic phase was separated, dried (magnesium sulfate) and the solvent was removed under reduced

pressure to give the title compound (1.5 g, 94% over 2 steps).

#### Preparation 32

##### Biphenyl-2-ylcarbamic Acid 1-[2-(4-[(*R*)-2-(8-Benzyloxy-2-oxo-1,2-dihydroquinolin-5-yl)-2-(*tert*-butyldimethylsilyloxy)ethylamino]methyl]phenylcarbonyl)ethyl]-piperidin-4-yl Ester

[0286] A solution of the product of Preparation 31 (489 mg, 1.04 mmol), the product of Preparation 13 (610 mg, 1.25 mmol), sodium bicarbonate (262 mg, 3.12 mmol) and sodium iodide (203 mg, 1.35 mmol) in THF (0.52 mL) were heated at 80 °C for 12 h. The reaction mixture was diluted with dichloromethane (10 mL) and washed with saturated aqueous sodium bicarbonate solution (5 mL). The organic phase was dried (MgSO<sub>4</sub>) and the solvent was removed under reduced pressure. The crude residue was purified by flash chromatography (10% MeOH/DCM) to give the title compound as a solid (687 mg, 77% yield).

#### Preparation 33

##### Biphenyl-2-ylcarbamic Acid 1-[2-(4-[(*R*)-2-(8-Benzyloxy-2-oxo-1,2-dihydroquinolin-5-yl)-2-hydroxyethylamino]methyl]phenylcarbonyl)ethyl]piperidin-4-yl Ester

[0287] To a stirred solution of the product of Preparation 32 (687 mg, 0.8 mmol) in dichloromethane (8 mL) was added triethylamine trihydrofluoride (261 µL, 1.6 mmol). The reaction mixture was stirred for 10 h and then was diluted with dichloromethane (20 mL) and washed with saturated aqueous sodium bicarbonate solution (10 mL). The organic phase was then dried (magnesium sulfate) and the solvent was removed under reduced pressure to yield the title compound (500 mg, 81% yield).

#### Example 8

##### Biphenyl-2-ylcarbamic Acid 1-[2-(4-[(*R*)-2-Hydroxy-2-(8-hydroxy-2-oxo-1,2-dihydroquinolin-5-yl)ethylamino]methyl]phenylcarbonyl)ethyl]piperidin-4-yl Ester Ditrifluoroacetate

[0288] To a stirred solution of the product of Preparation 33 (500 mg, 0.65 mmol) in ethanol (6.5 mL) was added palladium (10 wt. % (dry basis) on activated carbon) (200 mg) and the reaction mixture was placed under a hydrogen atmosphere and stirred overnight. The reaction mixture was then filtered and the solvent was removed under reduced pressure. The crude residue was purified by preparative HPLC to give the title compound (81 mg, 2 TFA salt). HPLC (10-70) R<sub>t</sub> = 2.41; MS *m/z*: [M + H<sup>+</sup>] calcd for C<sub>39</sub>H<sub>41</sub>N<sub>5</sub>O<sub>6</sub> 676.32; found 676.5.

#### Preparation 34

##### Biphenyl-2-ylcarbamic Acid 1-(2-*tert*-Butoxycarbonylaminoethyl)piperidin-4-yl Ester

[0289] To a stirred solution of the product of Preparation 8 (2.00 g, 6.76 mmol) and DIPEA (3.54 mL, 20.3 mmol) in acetonitrile (67.6 mL) at 50 °C was added 2-*tert*-butoxycarbonylaminoethyl bromide (1.82 g, 8.11 mmol) and the reaction mixture was heated at 50 °C overnight. The solvent was then removed under reduced pressure and the residue was dissolved in dichloromethane (60 mL) and washed with saturated aqueous sodium bicarbonate solution (30 mL). The organic phase was dried (magnesium sulfate) and the solvent was removed under reduced pressure. The crude residue was purified by column chromatography (5 % MeOH/DCM) to yield the title compound as a solid (2.32 g, 78% yield).

#### Preparation 35

##### Biphenyl-2-ylcarbamic Acid 1-(2-Aminoethyl)piperidin-4-yl Ester

[0290] The product of Preparation 34 was dissolved in TFA/DCM (25%, 52 mL) and stirred at room temperature for 2 h. The solvent was then removed under reduced pressure and the crude residue dissolved in dichloromethane (30 mL) and washed with 1N sodium hydroxide (15 mL). The organic phase was separated, dried (magnesium sulfate) and the solvent was removed under reduced pressure to give the title compound (1.61 g, 90% yield).

**Preparation 36****Biphenyl-2-ylcarbamic Acid 1-[2-(4-Aminomethylbenzoylamino)ethyl]piperidin-4-yl Ester**

**[0291]** To a stirred solution of the product of Preparation 35 (339 mg, 1 mmol), 4-(*tert*-butoxycarbonylaminomethyl)benzoic acid (301 mg, 1.2 mmol) and HATU (456 mg, 1.2 mmol) in DMF (2 mL) was added DIPEA (226  $\mu$ L, 1.3 mmol). The reaction mixture was stirred at room temperature overnight and then the solvent was removed under reduced pressure. The resulting residue was dissolved in dichloromethane (20 mL) and washed with saturated aqueous sodium bicarbonate solution (10 mL). The organic phase was dried (magnesium sulfate) and the solvent was removed under reduced pressure. The crude product was dissolved in TFA/DCM (25%, 10 mL) and this mixture was stirred at room temperature for 2 h. The solvent was removed under reduced pressure and the crude residue was dissolved in dichloromethane (15 mL) and washed with 1N sodium hydroxide (5 mL). The organic phase was separated, dried (magnesium sulfate) and the solvent was removed under reduced pressure to afford the title compound (472 mg, ~100% over 2 steps).

**Preparation 37****Biphenyl-2-ylcarbamic Acid 1-[2-(4-[(*R*)-2-(8-Benzyloxy-2-oxo-1,2-dihydroquinolin-5-yl)-2-(*tert*-butyldimethylsilyloxy)ethylamino]methyl}benzoylamino)ethyl]piperidin-4-yl Ester**

**[0292]** A solution of the product of Preparation 36 (520 mg, 1.1 mmol), the product of Preparation 13 (634 mg, 1.3 mmol), sodium bicarbonate (277 mg, 3.3 mmol) and sodium iodide (215 mg, 1.43 mmol) in THF (0.55 mL) was heated at 80 °C for 12 h. The reaction mixture was then diluted with dichloromethane (10 mL) and washed with saturated aqueous sodium bicarbonate solution (5 mL). The organic phase was then dried (magnesium sulfate) and the solvent was removed under reduced pressure. The crude residue was purified by flash chromatography (5-10% MeOH/DCM) to give the title compound as a solid (316 mg, 33% yield).

**Preparation 38****Biphenyl-2-ylcarbamic Acid 1-[2-(4-[(*R*)-2-(8-Benzyloxy-2-oxo-1,2-dihydroquinolin-5-yl)-2-hydroxyethylamino]methyl}benzoylamino)ethyl]piperidin-4-yl Ester**

**[0293]** To a stirred solution of the product of Preparation 37 (316 mg, 0.36 mmol) in dichloromethane (3.6 mL) was added triethylamine trihydrofluoride (117  $\mu$ L, 0.72 mmol). The reaction mixture was stirred for 10 h and was then diluted with dichloromethane (10 mL) and washed with saturated aqueous sodium bicarbonate solution (5 mL). The organic phase was dried (MgSO<sub>4</sub>) and the solvent was removed under reduced pressure to give the title compound, which was used directly in the next step (100 % yield).

**Example 9****Biphenyl-2-ylcarbamic Acid 1-[2-(4-[(*R*)-2-Hydroxy-2-(8-hydroxy-2-oxo-1,2-dihydroquinolin-5-yl)ethylamino]methyl}benzoylamino)ethyl]piperidin-4-yl Ester Ditrifluoroacetate**

**[0294]** To a stirred solution of the product of Preparation 38 (275 mg, 0.36 mmol) in ethanol (3.6 mL) was added palladium (10 wt. % (dry basis) on activated carbon) (275 mg) and the reaction mixture was placed under a hydrogen atmosphere and stirred overnight. The reaction mixture was then filtered and the solvent was removed under reduced pressure. The crude residue was purified by preparative HPLC to yield the title compound (6 mg, 2 TFA salt). HPLC (10-70) R<sub>t</sub> = 2.26; MS *m/z*: [M + H<sup>+</sup>] calcd for C<sub>39</sub>H<sub>41</sub>N<sub>5</sub>O<sub>6</sub> 676.32; found 676.5.

**Preparation 39****Biphenyl-2-ylcarbamic Acid 1-(2-Aminoethyl)piperidin-4-yl Ester**

**[0295]** 2-*tert*-Butoxycarbonylaminoethyl bromide (1.22 g, 5.44 mmol) was added to a solution of the product of Preparation 8 (1.46 g, 4.95 mmol) and diisopropylethylamine (1.03 mL, 5.94 mmol) in acetonitrile (24 mL). The reaction mixture was stirred at 65 °C for 12 hours, at which time MS analysis showed that the reaction was completed. The reaction mixture was concentrated to dryness and then dichloromethane (10 mL) was added. Trifluoroacetic acid was added to this mixture and the mixture was stirred at room temperature for 4 hours, at which time MS analysis showed that the reaction was complete. The mixture was then concentrated to half its volume and 1N sodium hydroxide was

added to the solution until the pH was adjusted to 14. The organic layer was washed with brine, then dried over magnesium sulfate and filtered. The filtrate was concentrated to give 1.6 g of the title compound as a solid. MS  $m/z$ :  $[M + H^+]$  calcd for  $C_{20}H_{55}N_3O_2$  340.2; found 340.

#### Preparation 40

##### 5-[(*R*)-2-(5-Aminopentylamino)-1-(*tert*-butyldimethylsilyloxy)ethyl]-8-benzyloxy-1H-quinolin-2-one

[0296] *N*-*tert*-butoxycarbonyl-1,5-diaminopentane (1.04 g, 5.12 mmol) was added to a solution of the product of Preparation 13 (1.00 g, 2.05 mmol) in dimethyl sulfoxide (2 mL). The solution was stirred at 75 °C for 12 hours, at which time LCMS analysis showed that the reaction was complete. The reaction mixture was then concentrated under vacuum to dryness. To the residue was added dichloromethane (2 mL) and trifluoroacetic acid (1 mL) was then added. The solution was stirred at room temperature for about 3 hours, at which time MS analysis showed that the reaction was complete. The solution was concentrated to half its volume and 1N sodium hydroxide was added until the pH was adjusted to 14. The organic layer was collected, washed with brine, dried over magnesium sulfate and then concentrated to yield 782 mg of the title compound as an oil. MS  $m/z$ :  $[M + H^+]$  calcd for  $C_{29}H_{43}N_3O_3Si$  510.8; found 510.

#### Preparation 41

##### Biphenyl-2-ylcarbamic Acid 1-[2-(3-{5-[(*R*)-2-(8-Benzyloxy-2-oxo-1,2-dihydroquinolin-5-yl)-2-(*tert*-butyldimethylsilyloxy)ethylamino]pentyl}-ureido)ethyl]piperidin-4-yl Ester

[0297] Carbonyl diimidazole (127 mg, 0.78 mmol) was added to a solution of the product of Preparation 39 (266 mg, 0.78 mmol) in dimethyl formamide (4 mL) and the resulting mixture was stirred at room temperature for 3 hours. After 3 hours, the product of Preparation 40 (399 mg, 0.78 mmol) was added to the reaction mixture and this mixture was stirred for 12 hours at room temperature, at which time LCMS analysis determined that the reaction was complete. The reaction mixture was concentrated *in vacuo* and the residue was diluted with ethyl acetate (5 mL). The organic layer was washed two times with saturated sodium bicarbonate (5 mL) and then brine (5 mL). The organic layer was dried over magnesium sulfate, filtered and then concentrated to afford 597 mg of the title compound as a solid which was used without further purification. MS  $m/z$ :  $[M + H^+]$  calcd for  $C_{50}H_{66}N_6O_6Si$  875.5; found 875.

#### Preparation 42

##### Biphenyl-2-ylcarbamic Acid 1-[2-(3-{5-[(*R*)-2-(8-Benzyloxy-2-oxo-1,2-dihydroquinolin-5-yl)-2-hydroxyethylamino]pentyl}ureido)ethyl]piperidin-4-yl Ester

[0298] Triethylamine trihydrofluoride (0.16 mL, 1.02 mmol) was added to a solution of the product of Preparation 41 (597 mg, 0.68 mmol) in tetrahydrofuran (3.4 mL) and this mixture was stirred at room temperature for about 12 hours, at which time the reaction was determined to be completed by MS analysis. The reaction mixture was diluted with ethyl acetate (5 mL) and this mixture was washed with 1N sodium hydroxide (5 mL), brine, dried over magnesium sulfate and concentrated to give 417 mg of the title compound as a solid. MS  $m/z$ :  $[M + H^+]$  calcd for  $C_{44}H_{51}N_6O_6$  760.4; found 760.

#### Example 10

##### Biphenyl-2-ylcarbamic Acid 1-[2-(3-{5-[(*R*)-2-hydroxy-2-(8-hydroxy-2-oxo-1,2-dihydroquinolin-5-yl)ethylamino]pentyl}ureido)ethyl]piperidin-4-yl Ester Ditrifluoroacetate

[0299] A solution of the product of Preparation 42 (417 mg, 0.55 mmol) in ethanol (3 mL) was purged with nitrogen for about 10 minutes. Palladium (10 wt. % (dry basis) on activated carbon) (200 mg) was added and the solution was flushed again with nitrogen for about 10 minutes. The flask was purged under vacuum and then filled with nitrogen three times and then a hydrogen-filled balloon was placed over the flask. The reaction mixture was stirred under hydrogen for 12 hours, at which time the reaction was determined to be complete by MS analysis. The reaction mixture was then filtered and the organic filtrate concentrated and purified by HPLC (10-35 % over 60 minute) to give 146 mg of the title compound as a powder. MS  $m/z$ :  $[M + H^+]$  calcd for  $C_{37}H_{46}N_6O_6$  671.4; found 670. HPLC (10-70)  $R_t$  = 2.6 minutes.

## Example 11

**Biphenyl-2-ylcarbamic Acid 1-[3-(3-{5-[(*R*)-2-Hydroxy-2-(8-hydroxy-2-oxo-1,2-dihydroquinolin-5-yl)ethylamino]pentyl}ureido)propyl]piperidin-4-yl Ester Ditrifluoroacetate**

**[0300]** Using the method described above in Preparations 39-42 and Example 10, and substituting 3-*tert*-Butoxycarbonylamino-1-yl bromide for 2-*tert*-butoxycarbonylaminoethyl bromide in Preparation 39, the title compound was prepared. MS *m/z*: [M + H<sup>+</sup>] calcd for C<sub>38</sub>H<sub>48</sub>N<sub>6</sub>O<sub>6</sub> 685.4; found 684. HPLC (10 70) R<sub>t</sub> = 2.6 minutes.

**Preparation 43****6-(2-Bromo-(*R*)-1-*tert*-butyldimethylsilyloxy)ethyl-2,2-dimethyl-1,3-benzodioxan****(a) 6-Bromo-2,2-dimethyl-4H-benzo[1,3]dioxine**

**[0301]** To 5-bromo-2-hydroxybenzyl alcohol (93 g, 0.46 mol, available from Sigma-Aldrich) in 2.0 L of 2,2-dimethoxypropane was added 700 mL of acetone, followed by zinc chloride (170 g). After stirring for 18 hours, 1.0 M aqueous sodium hydroxide was added until the aqueous phase was basic. Diethyl ether (1.5 L) was added to the slurry and the organic phase was decanted into a separatory funnel. The organic phase was washed with brine, dried over Na<sub>2</sub>SO<sub>4</sub>, filtered and concentrated under reduced pressure to give the title compound as an oil.

**(b) 6-Acetyl-2,2-dimethyl-4H-benzo[1,3]dioxine**

**[0302]** To the product of step (a) (110 g, 0.46 mol) in 1.0 L of THF at -78 °C was added 236 mL (0.51 mol) of 2.14 M *n*-butyllithium in hexanes via a dropping funnel. After 30 minutes, *N*-methyl-*N*-methoxy acetamide (71 g, 0.69 mol, available from TCI) was added. After 2 hours, the reaction mixture was quenched with water, diluted with 2.0 L of 1.0 M aqueous phosphate buffer (pH = 7.0) and extracted once with diethyl ether. The diethyl ether phase was washed once with brine, dried over Na<sub>2</sub>SO<sub>4</sub>, filtered and concentrated under reduced pressure to give a light orange oil. The oil was dissolved in a minimum volume of ethyl acetate, diluted with hexanes, and to give the title compound as a crystalline solid.

**(c) 6-Bromoacetyl-2,2-dimethyl-4H-benzo[1,3]dioxine**

**[0303]** To the product of step (b) (23.4 g, 0.113 mol) in 600 mL of THF at -78 °C was added 135 mL of 1.0 M sodium hexamethyldisilazane in THF (Sigma-Aldrich). After 1 hour, trimethylsilyl chloride (15.8 mL, 0.124 mol) was added. After another 30 minutes, bromine (5.82 mL, 0.113 mol) was added. After 10 minutes, the reaction was quenched by diluting the reaction mixture with diethyl ether and pouring it onto 500 mL of 5% aqueous Na<sub>2</sub>SO<sub>3</sub> premixed with 500 mL of 5% aqueous NaHCO<sub>3</sub>. The phases were separated and the organic phase was washed with brine, dried over Na<sub>2</sub>SO<sub>4</sub>, filtered and concentrated under reduced pressure to give the title compound as an oil that solidified upon storage in the freezer.

**(d) (*R*)-2-Bromo-1-(2,2-dimethyl-4H-benzo[1,3]dioxin-6-yl)ethanol**

**[0304]** To the product of step (c) (10 g, 35.1 mmol) in 100 mL of THF was added the solid catalyst of Preparation 13, step (c)(1) (0.97 g, 3.5 mmol). The solution was cooled to between -20 °C and -10 °C and BH<sub>3</sub>-THF (35 mL, 35 mmol) diluted with 50 mL THF was added dropwise via a dropping funnel. After the addition was complete, the reaction mixture was allowed to warm to ambient temperature. After 30 minutes, the reaction mixture was quenched by slow addition of 50 mL of methanol and then concentrated to a thick oil. The oil was purified by silica gel chromatography eluted with 1:2 ethyl acetate/hexanes. The fractions were combined and concentrated to give the title compound as an off-white solid.

**(e) [(*R*)-2-Bromo-1-(2,2-dimethyl-4H-benzo[1,3]dioxin-6-yl)ethoxy]-*tert*-butyldimethylsilane**

**[0305]** To the product of step (d) (10 g, 34.8 mmol) and imidazole (4.7 g, 69.7 mmol) dissolved in 100 mL DMF was added *tert*-butyldimethylsilyl chloride (5.78 g, 38.3 mmol). The reaction mixture was stirred for 18 hours. The reaction mixture was then partitioned between 200 mL of saturated sodium chloride and 200 mL of diethyl ether. The aqueous layer was extracted with 200 mL of diethyl ether. The organic layers were then combined, washed with saturated sodium chloride (3 x 100 mL), dried over MgSO<sub>4</sub> and concentrated. The product was purified by silica gel chromatography, eluting with hexanes followed by 5% ethyl acetate in hexanes. The desired fractions were combined and concentrated

to give the title compound as an oil.

#### Preparation 44

##### Biphenyl-2-ylcarbamic Acid 1-{9-[2-(*tert*-Butyldimethylsilyloxy)-2-(2,2-dimethyl-4H-benzo[1,3]dioxin-6-yl)ethylamino]nonyl}piperidin-4-yl Ester

[0306] The product of Preparation 43 (802 mg, 2.00 mmol) and sodium iodide (300 mg, 2.00 mmol) were stirred in tetrahydrofuran (0.77 mL) for 15 min at ambient temperature. The product of Preparation 11 (675 mg, 1.54 mmol) and sodium bicarbonate (388 mg, 4.62 mmol) were added and the reaction mixture was heated at 80 °C for 24 h. The reaction mixture was then cooled and water (2 mL) was added. The mixture was then extracted with dichloromethane (2 x 2 mL). The combined organic extracts were dried (magnesium sulfate) and the solvent was removed under reduced pressure. The crude residue was purified by flash chromatography (5-10% methanol/dichloromethane) to give the title compound as a solid (798 mg, 1.05 mmol, 60% yield). MS *m/z*: [M + H<sup>+</sup>] calcd for C<sub>45</sub>H<sub>67</sub>N<sub>3</sub>O<sub>5</sub>Si 758.5; found 758.6.

#### Preparation 45

##### Biphenyl-2-ylcarbamic Acid 1-{9-[2-(2,2-Dimethyl-4H-benzo[1,3]dioxin-6-yl)-2-hydroxyethylamino]nonyl}piperidin-4-yl Ester

[0307] Triethylamine trihydrofluoride (342 μL, 2.10 mmol) was added to a stirred solution of the Product of Preparation 44 (798 mg, 1.05 mmol) in dichloromethane (10.5 mL) at ambient temperature. The reaction mixture was stirred for 24 h and it was then diluted with dichloromethane (20 mL) and washed with saturated aqueous sodium bicarbonate (15 mL). The organic layer was dried (magnesium sulfate) and the solvent was removed under reduced pressure. The crude title compound was isolated as an oil (659 mg, 1.02 mmol), which was used in the next step without further purification. MS *m/z*: [M + H<sup>+</sup>] calcd for C<sub>39</sub>H<sub>53</sub>N<sub>3</sub>O<sub>5</sub> 644.4; found 644.8.

#### Example 12

##### Biphenyl-2-ylcarbamic Acid 1-{9-[(*R*)-2-Hydroxy-2-(4-hydroxy-3-hydroxymethylphenyl)ethylamino]nonyl}piperidin-4-yl Ester Ditrifluoroacetate

[0308] Trifluoroacetic acid (2.80 mL) was added to a stirred solution of the product of Preparation 45 (600 mg, 0.93 mmol) in THF/H<sub>2</sub>O (14 mL, 1:1) and the reaction mixture was stirred for 2 h at ambient temperature. The reaction mixture was concentrated under reduced pressure and dissolved in 20% MeCN/H<sub>2</sub>O then purified by preparative HPLC to yield the title compound (200 mg, 2TFA salt). HPLC (10-70) R<sub>t</sub> = 2.76; MS *m/z*: [M + H<sup>+</sup>] calcd for C<sub>36</sub>H<sub>49</sub>N<sub>3</sub>O<sub>5</sub> 604.4; found 604.8.

#### Preparation 46

##### 1-[1-(9-Benzylaminononyl)piperidin-4-yl]-3-biphenyl-2-ylurea

[0309] *N*-Benzylamine (0.903 mL, 8.30 mmol) was added to a solution of the product of Preparation 4 (2.40 g, 5.52 mmol) in methanol (25 mL) and the resulting mixture was stirred at ambient temperature. After 10 min, sodium triacetoxyborohydride (1.75 g, 8.30 mmol) was added to the reaction mixture. The progress of the reaction was followed by HPLC analysis. After 2 h at ambient temperature, the reaction was quenched with water (5 mL) and then concentrated to half its volume under vacuum. The reaction mixture was diluted with dichloromethane (15 mL) and washed with 1N sodium hydroxide (2 x 10 mL) and then brine (5 mL). The organic layer was dried over magnesium sulfate and concentrated to yield the title compound.

#### Preparation 47

##### 2-Benzoyloxy-5-(2-bromoacetyl)benzoic Acid Methyl Ester

##### (a) 2-Benzoyloxy-5-acetylbenzoic Acid Methyl Ester

[0310] Methyl 5-acetylsalicylate (100 g, 0.515 mol) was dissolved in acetonitrile (1 L) in a 2 L flask under reflux conditions and a nitrogen atmosphere. Potassium carbonate (213.5 g, 1.545 mol) was added portion-wise over 15 min.

Benzyl bromide (67.4 mL, 0.566 mol) was added using a dropping funnel over 15 min. The reaction was heated to 85 °C for 9 h, and then filtered and rinsed with acetonitrile (100 mL). The solution was concentrated to about 300 mL volume under reduced pressure and partitioned between water (1 L) and ethyl acetate (1 L). The organic layer was washed with saturated sodium chloride (250 mL), dried using magnesium sulfate (75 g), and then filtered and rinsed with ethyl acetate (100 mL). The organic layer was concentrated to give 2-benzyloxy-5-acetylbenzoic acid methyl ester as a solid (100% yield).

#### (b) 2-Benzyloxy-5-(2-bromoacetyl)benzoic Acid Methyl Ester

**[0311]** The product of step (a) (10.0 g, 35.2 mmol) was dissolved in chloroform (250 mL) in a 500 mL flask under a nitrogen atmosphere. Bromine (1.63 mL, 31.7 mmol) dissolved in chloroform (50 mL) was added using a dropping funnel over 30 min. The reaction mixture was stirred for 2.5 h and then concentrated to give a solid. The solid was dissolved in toluene (150 mL) with some gentle heat, followed by the addition of ethyl ether (150 mL) to yield the title compound as a crystalline solid (55% yield).

#### Preparation 48

##### 5-[2-(Benzyloxy-5-(2-bromoacetyl)benzoic Acid Methyl Ester

**[0312]** The product of Preparation 47 (371 mg, 1.00 mmol) was added to a solution of the product of Preparation 46 (448 mg, 0.85 mmol) in dimethyl sulfoxide (4.5 mL) followed by the addition of potassium carbonate (234 mg, 1.7 mmol). The reaction mixture was stirred at 40 °C for 6 h, at which time the product of Preparation 46 was no longer observed by HPLC analysis. The reaction mixture was cooled to ambient temperature and filtered, and then diluted with ethanol (4 mL). Sodium borohydride (63 mg, 1.7 mmol) was added to the reaction mixture and the reaction was stirred at ambient temperature for 24 h. The reaction mixture was quenched with 0.5 M ammonium chloride (5 mL) and extracted into ethyl acetate (2 x 10 mL). The combined organic layers were washed with saturated sodium bicarbonate (10 mL) and then with brine (5 mL). The organic layer was dried over magnesium sulfate and the solvent was removed under reduced pressure. The crude residue was purified by chromatography on silica gel (3% methanol in chloroform) to give the title compound.

#### Preparation 49

##### 1-[1-(9-(Benzyloxy-5-(2-bromoacetyl)benzoic Acid Methyl Ester)-2-hydroxyethyl)amino]nonyl]piperidin-4-yl]-3-biphenyl-2-ylurea

**[0313]** A solution of the product of Preparation 48 (163mg, 0.20 mmol) in tetrahydrofuran (1.00 mL) was cooled to 0°C. Lithium aluminium hydride (1.0 M in THF; 0.50 mL, 0.50 mmol) was added dropwise to the mixture. After 1 h, the reaction mixture was quenched with water (1 mL) and diluted with ethyl acetate (2 mL). The organic layer was washed with brine, dried over magnesium sulfate, and the organic extracts were combined and concentrated to give the title compound.

#### Example 13

##### 1-Biphenyl-2-yl-3-(1-(9-(2-hydroxy-2-(4-hydroxy-3-hydroxymethylphenyl)ethylamino)nonyl)piperidin-4-yl)urea Dihydrochloride

**[0314]** A solution of the product of Preparation 49 (130 mg, 0.16 mmol) in isopropanol (0.80 mL) was flushed with nitrogen for ten minutes and then palladium (10 wt. % (dry basis) on activated carbon (60 mg) was added. The reaction flask was purged with nitrogen and then a balloon filled with hydrogen was attached to the flask and the reaction mixture was stirred under an atmosphere of hydrogen. After 72 h, the reaction mixture was filtered and concentrated and the residue was purified by preparative HPLC. The resulting ditrifluoroacetic acid salt of the title compound was dissolved in 1N hydrochloric acid (5 mL) and lyophilized to yield the title compound as its dihydrochloride salt.



**Preparation 50****5-[(*R*)-2-[(3-Aminomethylcyclohexylmethyl)amino]-1-(*tert*-butyldimethylsilyloxy)ethyl]-8-benzyloxy-1H-quinolin-2-one**

[0315] A stirred solution of the product of Preparation 13 (1.46 g, 3 mmol) and 1,3-cyclohexanebis(methylamine) (426 mg, 3 mmol) in DMSO (3 mL) was heated at 100 °C for 6 h. The reaction mixture was allowed to cool and it was then diluted with dichloromethane (20 mL) and washed with saturated aqueous sodium bicarbonate solution (10 mL). The organic layer was dried (MgSO<sub>4</sub>) and the solvent was removed under reduced pressure. The crude residue was purified by flash chromatography (10% MeOH/DCM and 0.5% NH<sub>4</sub>OH) to give the title compound as a solid (775 mg, 50% yield). MS *m/z*: [M + H<sup>+</sup>] calcd for C<sub>32</sub>H<sub>47</sub>N<sub>3</sub>O<sub>3</sub>Si 550.3; found 550.6.

**Preparation 51****Biphenyl-2-ylcarbamic Acid 1-{2-[(3-[(*R*)-2-(8-Benzyloxy-2-oxo-1,2-dihydroquinolin-5-yl)-2-(*tert*-butyldimethylsilyloxy)ethylamino]methyl)-cyclohexylmethyl]carbamoyl]ethyl}piperidin-4-yl Ester**

[0316] To a stirred solution of the product of Preparation 50 (552 mg, 1.01 mmol), the product of Preparation 20 (309 mg, 0.84 mmol) and HATU (384 mg, 1.01 mmol) in DMF (1.68 mL) was added DIPEA (190 μL, 1.09 mmol). The reaction mixture was stirred at 50 °C overnight and then the solvent was removed under reduced pressure. The resulting residue was dissolved in dichloromethane (20 mL) and washed with saturated aqueous sodium bicarbonate solution (10 mL). The organic phase was dried (magnesium sulfate) and the solvent was removed under reduced pressure. The crude product was purified by flash chromatography (5-10% MeOH/DCM) to give the title compound as a solid (267 mg, 36% yield). LCMS (10-70) R<sub>t</sub> = 5.04. MS *m/z*: [M + H<sup>+</sup>] calcd for C<sub>53</sub>H<sub>69</sub>N<sub>5</sub>O<sub>6</sub>Si 900.5; found 900.6.

**Preparation 52****Biphenyl-2-ylcarbamic Acid 1-{2-[(3-[(*R*)-2-(8-Benzyloxy-2-oxo-1,2-dihydroquinolin-5-yl)-2-hydroxyethylamino]methyl)-cyclohexylmethyl]carbamoyl]ethyl}piperidin-4-yl Ester**

[0317] To a stirred solution of the product of Preparation 51 (267 mg, 0.30 mmol) in dichloromethane (3 mL) was added triethylamine trihydrofluoride (98 μL, 0.6 mmol). The reaction mixture was stirred for 10 h and then it was diluted with dichloromethane (10 mL) and washed with saturated aqueous sodium bicarbonate solution (5 mL). The organic phase was dried (magnesium sulfate) and the solvent was removed under reduced pressure to give the title compound as a solid (236 mg, 100% yield). MS *m/z*: [M + H<sup>+</sup>] calcd for C<sub>47</sub>H<sub>55</sub>N<sub>5</sub>O<sub>6</sub> 786.4; found 786.5.

**Example 14****Biphenyl-2-ylcarbamic Acid 1-{2-[(3-[(*R*)-2-Hydroxy-2-(8-hydroxy-2-oxo-1,2-dihydroquinolin-5-yl)ethylamino]methyl)-cyclohexylmethyl]carbamoyl]ethyl}piperidin-4-yl Ester**

[0318] Palladium (10 wt. % (dry basis) on activated carbon) (120 mg) was added to a stirred solution of the product of Preparation 52 (236 mg, 0.30 mmol) in ethanol (3 mL). The reaction mixture was placed under a hydrogen atmosphere and stirred overnight. The reaction mixture was then filtered and the solvent was removed under reduced pressure. The crude residue was purified by preparative HPLC to give the title compound (27 mg, 2 TFA salt). HPLC (10-70) R<sub>t</sub> = 2.76. MS *m/z*: [M + H<sup>+</sup>] calcd for C<sub>40</sub>H<sub>49</sub>N<sub>5</sub>O<sub>6</sub> 696.4; found 696.6.

**Preparation 53****Biphenyl-2-ylcarbamic Acid 1-{2-[(1*R*,3*S*)-3-Aminocyclopentanecarbonyl]amino]-ethyl}piperidin-4-yl Ester**

[0319] To a stirred solution of the product of Preparation 39 (318 mg, 0.94 mmol), (1*R*,3*S*)-3-*tert*-butoxycarbonylamino-cyclopentanecarboxylic acid (258 mg, 1.1 mmol) and HATU (428 mg, 1.1 mmol) in DMF (5 mL) was added DIPEA (245 μL, 1.09 mmol). The reaction mixture was stirred at room temperature overnight and then the solvent was removed under reduced pressure. The resulting residue was dissolved in dichloromethane (20 mL) and washed with saturated aqueous sodium bicarbonate solution (10 mL). The organic layer was dried (magnesium sulfate) and the solvent was removed under reduced pressure. The crude product was purified by flash chromatography (5-10% MeOH/DCM) and then dissolved in a trifluoroacetic acid/DCM mixture (1 mL/5 mL) and stirred at room temperature for 1h. The solvent

was removed under reduced pressure. The residue was dissolved in dichloromethane (20 mL) and washed with 1M sodium hydroxide (10 mL), dried (magnesium sulfate) and the solvent reduced to yield the title compound (167 mg, 39% yield).

#### Preparation 54

**Biphenyl-2-ylcarbamic Acid 1-[2-((1*R*,3*S*)-3-[(*R*)-2-(8-benzyloxy-2-oxo-1,2-dihydroquinolin-5-yl)-2-(*tert*-butyldimethylsilyloxy)ethylamino]-cyclopentanecarbonyl)amino]ethyl]piperidin-4-yl Ester**

**[0320]** A stirred solution of the product of Preparation 53 (167 mg, 0.38 mmol) and the product of Preparation 13 (92 mg, 0.19 mmol) in DMSO (0.38 mL) was heated at 90 °C for 5 h. The solution was cooled and diluted with ethyl acetate (10 mL) and then washed with saturated aqueous sodium bicarbonate (5 mL). The organic phase was dried (magnesium sulfate) and the solvent was removed under reduced pressure. The crude product was purified by flash chromatography (5-10% MeOH/DCM) to yield the title compound (343 mg, 100% yield). LCMS (10-70)  $R_t = 4.97$ . MS  $m/z$ :  $[M + H^+]$  calcd for  $C_{50}H_{63}N_5O_6Si$  858.5; found 858.8.

#### Preparation 55

**Biphenyl-2-ylcarbamic Acid 1-[2-((1*R*,3*S*)-3-[(*R*)-2-(8-benzyloxy-2-oxo-1,2-dihydroquinolin-5-yl)-2-hydroxyethylamino] cyclopentanecarbonyl)amino]ethyl]-piperidin-4-yl Ester**

**[0321]** To a stirred solution of the product of Preparation 54 (343 mg, 0.4 mmol) in THF (2 mL) was added triethylamine trihydrofluoride (130  $\mu$ L, 0.8 mmol). The reaction mixture was stirred for 10 h and was then diluted with EtOAc (10 mL). The reaction mixture was washed with saturated aqueous sodium bicarbonate solution (5 mL) and then the organic phase was dried (magnesium sulfate) and the solvent was removed under reduced pressure to give the title compound as a solid (298 mg, 100% yield). HPLC (10-70)  $R_t = 2.8$ . MS  $m/z$ :  $[M + H^+]$  calcd for  $C_{44}H_{49}N_5O_6$  744.4; found 744.4.

#### Example 15

**Biphenyl-2-ylcarbamic Acid 1-[2-((1*R*,3*S*)-3-[(*R*)-2-Hydroxy-2-(8-hydroxy-2-oxo-1,2,3,4-tetrahydroquinolin-5-yl)ethylamino]-cyclopentanecarbonyl)amino]ethyl]-piperidin-4-yl Ester Ditrifluoroacetate**

**[0322]** To a stirred solution of the product of Preparation 55 (236 mg, 0.40 mmol) in ethanol (3 mL) was added palladium (10 wt. % (dry basis) on activated carbon (120 mg). The reaction mixture was placed under a hydrogen atmosphere and stirred overnight. The reaction mixture was filtered and the solvent was removed under reduced pressure. The crude residue was purified by preparative HPLC to give the title compound (3 mg, 2 TFA salt). HPLC (5-75)  $R_t = 2.18$ . MS  $m/z$ :  $[M + H^+]$  calcd for  $C_{37}H_{45}N_5O_6$  656.3; found 656.2.

#### Preparation 56

**4-(*tert*-Butoxycarbonylaminomethyl)-2-chlorophenylamine**

**[0323]** A stirred solution of 4-aminomethyl-2-chlorophenylamine (940 mg, 6 mmol) and di-*tert*-butyl dicarbonate (1.44 g, 6.6 mmol) in dichloromethane (30 mL) was stirred at room temperature for 4 h, at which time the reaction was determined to be complete by LCMS. The reaction mixture was then washed with saturated aqueous sodium bicarbonate (15 mL) and the organic layer was dried over sodium sulfate and the solvent was removed under reduced pressure. The resulting orange solid was recrystallized from ethyl acetate to give the title intermediate as a white solid (~100% yield).

#### Preparation 57

**N-[4-(*tert*-Butoxycarbonylaminomethyl)-2-chlorophenyl]acrylamide**

**[0324]** To a stirred solution of the product of Preparation 56 (1.54 g, 6.0 mmol) in a mixture of diethyl ether (35 mL) and 1 M sodium hydroxide (35 mL) was added dropwise acryloyl chloride (687  $\mu$ L, 8.45 mmol). After 1 h, the organic layer was separated, dried ( $Na_2SO_4$ ) and the solvent was removed under reduced pressure to give the title intermediate as a white solid (1.8 g, 96% yield).

**Preparation 58****Biphenyl-2-ylcarbamic Acid 1-[2-(4-(*tert*-Butoxycarbonylaminoethyl)-2-chlorophenylcarbonyl)ethyl]piperidin-4-yl Ester**

[0325] A solution of the product of Preparation 8 (1.04 g, 3.5 mmol) and the product of Preparation 57 (1.19 g, 3.85 mmol) in a mixture of dichloromethane and methanol (12 mL, 1:1) was heated at 60 °C for 12 h. The reaction mixture was allowed to cool and the solvent was removed under reduced pressure. The crude material was purified by column chromatography (5-10% MeOH/DCM) to give the title intermediate as a white solid (2.00 g, 94% yield).

**Preparation 59****Biphenyl-2-ylcarbamic Acid 1-[2-(4-Aminomethyl-2-chlorophenylcarbonyl)ethyl]-piperidin-4-yl Ester**

[0326] A solution of the product of Preparation 58 (2.00 g, 3.3 mmol) was stirred in dichloromethane (24 mL) and TFA (8 mL) for 1 h and then the solvent was removed under reduced pressure. The crude reaction mixture was dissolved in dichloromethane (30 mL) and washed with 1 M sodium hydroxide (2 x 30 mL). The organic layer was dried (Na<sub>2</sub>SO<sub>4</sub>) and the solvent was removed under reduced pressure to give the title intermediate as an oily white solid (1.46 g, 88% yield).

**Preparation 60****Biphenyl-2-ylcarbamic Acid 1-[2-(4-[(*R*)-2-(8-Benzyloxy-2-oxo-1,2-dihydroquinolin-5-yl)-2-(*tert*-butyldimethylsilyloxy)ethylamino)methyl]-2-chlorophenylcarbonyl)-ethyl] piperidin-4-yl Ester**

[0327] A stirred solution of the product of Preparation 59 (1.41 g, 2.79 mmol) and the product of Preparation 13 (680 mg, 1.39 mmol) in DMSO (1.39 mL) was heated at 90 °C for 8 h and then cooled to room temperature. The reaction mixture was diluted with ethyl acetate/chloroform (20 mL, 1/1) and the organic layer was washed with saturated aqueous sodium bicarbonate (10 mL), dried (Na<sub>2</sub>SO<sub>4</sub>) and the solvent removed under reduced pressure. The resulting crude residue was purified by column chromatography (5-10% MeOH/DCM) to give the title intermediate as a white solid (1.12 g, 88% yield). MS *m/z* M+H<sup>+</sup> = 914.9.

**Preparation 61****Biphenyl-2-yl-Carbamic Acid 1-[2-(4-[(*R*)-2-(8-Benzyloxy-2-oxo-1,2-dihydroquinolin-5-yl)-2-hydroxyethylamino)methyl]-2-chloro-phenylcarbonyl)ethyl]piperidin-4-yl Ester**

[0328] To a stirred solution of the product of Preparation 60 (1.12 g, 1.23 mmol) in dichloromethane (12 mL) was added Et<sub>3</sub>N.3HF (401 μL, 0.6 mmol). The reaction mixture was stirred for 10 h and then diluted with dichloromethane (10 mL). This mixture was washed with saturated aqueous sodium bicarbonate solution (5 mL) and the organic layer dried (Na<sub>2</sub>SO<sub>4</sub>) and the solvent removed under reduced pressure to give the title intermediate as a white solid (959 mg, 100% yield). MS *m/z* M+H<sup>+</sup>=800.5.

**Example 16****Biphenyl-2-ylcarbamic Acid 1-[2-(2-Chloro-4-[(*R*)-2-hydroxy-2-(8-hydroxy-2-oxo-1,2-dihydroquinolin-5-yl)ethylamino)methyl]phenylcarbonyl)ethyl]piperidin-4-yl Ester Ditrifluoroacetate**

[0329] To a stirred solution of the product of Preparation 61 (959 mg, 1.2 mmol) in ethanol (12 mL) was added Pd/C (290 mg) and the reaction mixture was placed under a hydrogen atmosphere and stirred overnight. The reaction mixture was then filtered and the solvent removed under reduced pressure. The crude residue was purified by preparative HPLC to give the title compound (67 mg, 2 TFA salt). HPLC (10-70) R<sub>t</sub> = 2.76; MS *m/z* M+H<sup>+</sup>= 710.6.

**Preparation 62****2-Chloroethanesulfonic Acid (5-*tert*-Butoxycarbonylamino)pentyl)amide**

[0330] To a stirred solution of 5-(*tert*-butoxycarbonylamino)pentylamine (1.00 g, 4.94 mmol) and triethylamine (689 μL, 4.94 mmol) in dichloromethane (22 mL) at 0 °C was added 2-chloro-1-ethanesulfonyl chloride (470 μL, 4.50 mmol).

The reaction mixture was stirred for 2 h at room temperature and then washed with saturated aqueous sodium bicarbonate solution (15 mL). The organic layer was dried (Na<sub>2</sub>SO<sub>4</sub>) and the solvent was removed under reduced pressure to give the title compound (100% yield), which was used in the next step without further purification.

### Preparation 63

#### Biphenyl-2-ylcarbamic Acid 1-[2-(5-*tert*-Butoxycarbonylamino)pentylsulfamoyl]-ethyl]piperidin-4-yl Ester

**[0331]** A solution of the product of Preparation 8 (1.33 g, 3.5 mmol) and the product of Preparation 62 (1.62 g, 4.94 mmol) in dichloromethane and methanol (22 mL, 1:1) was heated at 60 °C for 5 h. The reaction mixture was allowed to cool to room temperature and the solvent was removed under reduced pressure. The crude residue was dissolved in dichloromethane (20 mL) and washed with saturated aqueous sodium bicarbonate solution (10 mL). The organic layer was then dried (Na<sub>2</sub>SO<sub>4</sub>) and solvent removed under reduced pressure. The crude residue was purified by column chromatography (5-10% MeOH/DCM) to give the title intermediate as a white solid (1.6 g, 55%). MS *m/z* M+H<sup>+</sup> = 589.6.

### Preparation 64

#### Biphenyl-2-ylcarbamic Acid 1-[2-(5-Aminopentylsulfamoyl)ethyl]piperidin-4-yl Ester

**[0332]** A solution of the product of Preparation 63 (1.6 g, 2.72 mmol) was stirred in dichloromethane (21 mL) and TFA (7 mL) for 1 h and then the solvent was removed under reduced pressure. The crude reaction mixture was dissolved in dichloromethane (30 mL) and washed with 1 M sodium hydroxide (2 x 30 mL). The organic layer was dried (Na<sub>2</sub>SO<sub>4</sub>) and the solvent was then removed under reduced pressure to give the title intermediate as an oily white solid (1.19 g, 90% yield).

### Preparation 65

#### Biphenyl-2-ylcarbamic Acid 1-(2-{5-[(*R*)-2-(8-Benzyloxy-2-oxo-1,2-dihydroquinolin-5-yl)-2-(*tert*-butyldimethylsilyloxy)ethylamino]pentylsulfamoyl}ethyl)piperidin-4-yl Ester

**[0333]** A stirred solution of the product of Preparation 64 (917 mg, 1.88 mmol) and the product of Preparation 13 (460 mg, 0.94 mmol) in DMSO (0.92 mL) was heated at 90 °C for 8 h and then cooled to room temperature. The reaction mixture was diluted with ethyl acetate/chloroform (20 mL, 1/1) and the organic layer was washed with saturated aqueous sodium bicarbonate solution (10 mL), dried (Na<sub>2</sub>SO<sub>4</sub>) and the solvent was removed under reduced pressure. The resulting crude residue was purified by column chromatography (3-6% MeOH/DCM) to give the title intermediate as a white solid (500 mg, 60% yield). MS *m/z* M+H<sup>+</sup> = 896.9.

### Preparation 66

#### Biphenyl-2-ylcarbamic Acid 1-(2-{5-[(*R*)-2-(8-Benzyloxy-2-oxo-1,2-dihydroquinolin-5-yl)-2-hydroxyethylamino]pentylsulfamoyl}ethyl)piperidin-4-yl Ester

**[0334]** To a stirred solution of the product of Preparation 65 (500 mg, 0.56 mmol) in dichloromethane (5.6 mL) was added triethylamine trihydrofluoride (183 µL, 1.12 mmol). The reaction mixture was stirred for 10 h and dichloromethane (10 mL) was added. The resulting mixture was washed with saturated aqueous sodium bicarbonate solution (5 mL). The organic layer was dried (Na<sub>2</sub>SO<sub>4</sub>) and the solvent was removed under reduced pressure to give the title intermediate as a yellow solid (437 mg, 100% yield). MS *m/z* M+H<sup>+</sup> = 782.8.

### Example 17

#### Biphenyl-2-ylcarbamic Acid 1-(2-{5-[(*R*)-2-Hydroxy-2-(8-hydroxy-2-oxo-1,2-dihydroquinolin-5-yl)ethylamino]pentylsulfamoyl}ethyl)piperidin-4-yl Ester Ditrifluoroacetate

**[0335]** To a stirred solution of the product of Preparation 66 (437 mg, 0.56 mmol) in ethanol/methanol (5.6 mL, 1/1) was added Pd/C (131 mg) and the reaction mixture placed under a hydrogen atmosphere and stirred overnight. The reaction mixture was then filtered and the solvent was removed under reduced pressure. The crude residue was purified by preparative HPLC to give the title compound as the ditrifluoroacetic acid salt (71 mg). HPLC (10-70) R<sub>t</sub> = 2.59; MS *m/z* M+H<sup>+</sup> = 692.6.

**Preparation 67****Biphenyl-2-ylcarbamic Acid 1-{2-[(4-Formylbenzenesulfonyl)methylamino]ethyl}piperidin-4-yl Ester**

**[0336]** To a stirred solution of the product of Preparation 26 (350 mg, 1 mmol) and triethylamine (167  $\mu$ L, 1.2 mmol) in dichloromethane (5 mL) was added 4-formylbenzenesulfonyl chloride (225 mg, 1.1 mmol). After 1 h at room temperature, the reaction was complete by MS and the reaction mixture was then washed with saturated aqueous sodium bicarbonate solution (5 mL). The organic layer was then dried ( $\text{Na}_2\text{SO}_4$ ) and solvent removed under reduced pressure to give the title intermediate (323 mg, 62% yield). MS  $m/z$   $\text{M}+\text{H}^+$  = 522.4.

**Preparation 68****Biphenyl-2-ylcarbamic Acid 1-{2-[(4-{[(*R*)-2-(*tert*-Butyldimethylsilanyloxy)-2-(8-hydroxy-2-oxo-1,2-dihydroquinolin-5-yl)ethylamino]methyl}benzenesulfonyl)-methylamino]ethyl}piperidin-4-yl Ester**

**[0337]** A solution of 5-[(*R*)-2-amino-1-(*tert*-butyldimethylsilanyloxy)ethyl]-8-hydroxy-1H-quinolin-2-one (293 mg, 0.74 mmol) and the product of Preparation 67 in dichloromethane and methanol (6.2 mL, 1/1) was stirred at room temperature for 1 h and then sodium triacetoxyborohydride (394 mg, 1.86 mmol) was added. The reaction mixture was stirred for 4 h at which time the reaction was determined to be complete by MS. The reaction mixture was then acidified with concentrated hydrochloric acid and the solvent was removed under reduced pressure to provide the title compound, which was used in the next step without further purification. MS  $m/z$   $\text{M}+\text{H}^+$  = 840.8.

**Example 18****Biphenyl-2-ylcarbamic Acid 1-{2-[(4-{[(*R*)-2-Hydroxy-2-(8-hydroxy-2-oxo-1,2-dihydroquinolin-5-yl)ethylamino]methyl}benzenesulfonyl)methylamino]ethyl}-piperidin-4-yl Ester Ditrifluoroacetate**

**[0338]** A stirred solution of the product of Preparation 68 (520 mg, 0.62 mmol) in 1M hydrochloric acid (5 mL) and acetonitrile (5 mL) was heated at 60 °C for 8 h. The reaction mixture was cooled to room temperature and the solvent was removed under reduced pressure. The crude residue was purified by preparative HPLC to give the title compound as the ditrifluoroacetic acid salt (220 mg). HPLC (10-70)  $R_f$  = 2.77; MS  $m/z$   $\text{M}+\text{H}^+$  = 726.7.

**Preparation 69****(3-Aminomethylphenyl)methanol Hydrochloride****(a) (3-*tert*-Butoxycarbonylmethylphenyl)methanol**

**[0339]** Borane dimethyl sulfide (2.05 mL, 21.6 mmol) was added to a solution of 3-(*tert*-butoxycarbonylaminomethyl)benzoic acid (1.81 g, 7.20 mmol) in tetrahydrofuran (24 mL), and the resulting mixture was stirred at room temperature for 3 hours. The reaction mixture was then diluted with ethyl acetate (20 mL) and the layers were separated. The organic layer was washed with saturated sodium bicarbonate, saturated sodium chloride, dried over magnesium sulfate and concentrated to give the title compound as a yellow oil (1.71 g).

**(b) (3-Aminomethylphenyl)methanol Hydrochloride**

**[0340]** To the product of step (a) (1.71 g, 7.2 mmol) was added a solution of 4 M hydrochloric acid in dioxane (9 mL, 36 mmol) and the resulting mixture was stirred at room temperature for 1 h. The reaction mixture was then concentrated and the residue was diluted with diethyl ether (50 mL) and filtered to provide the title compound as a white solid (1.09 g).

**Preparation 70****Biphenyl-2-ylcarbamic Acid 1-{2-[3-(3-Hydroxymethylbenzyl)ureido]ethyl}piperidin-4-yl Ester**

**[0341]** A 0.2 M solution of the product of Preparation 35 (760 mg, 2.24 mmol) in *N,N*-dimethylformamide was added dropwise to a solution of 1,1'-carbonyldiimidazole (364 mg, 2.24 mmol) and diisopropylethylamine (0.31 mL, 2.24 mmol) in *N,N*-dimethylformamide (11 mL) and the resulting mixture was stirred at room temperature for 2 h. Diisopropylethylamine (0.31 mL, 2.24 mmol) and the product of Preparation 69 (578 mg, 3.4 mmol) were added and this mixture was

stirred at 50 °C for 12 hours. The reaction mixture was then concentrated to dryness and the residue was diluted with dichloromethane (20 mL) and this solution was washed with saturated sodium bicarbonate (2 x), saturated sodium chloride, dried over magnesium sulfate, and concentrated to provide the title compound (1.12 g). LCMS (2-90)  $R_t$  = 4.01 min.; MS  $m/z$  M+H = 503.5.

#### Preparation 71

##### Biphenyl-2-ylcarbamic Acid 1-{2-[3-(3-Formylbenzyl)ureido]ethyl}piperidin-4-yl Ester

[0342] A solution of the product of Preparation 70 (1.12 g, 2.23 mmol) in dichloromethane (11.1 mL) was cooled to 0 °C and diisopropylethylamine (1.17 mL, 6.70 mmol) and dimethyl sulfoxide (0.949 mL, 13.4 mmol) were added. After about 10 minutes, pyridine sulfur trioxide complex (1.06 g, 6.70 mmol) was added and the resulting mixture was stirred at 0 °C for 2 h. The reaction was then quenched with water (15 mL) and the organic layer was washed with cold water (3 x), dried over magnesium sulfate and concentrated to provide the title compound as a yellow crisp (609 mg). LCMS (2-90)  $R_t$  = 4.13 min; MS  $m/z$  M+H = 501.3.

#### Preparation 72

##### Biphenyl-2-ylcarbamic Acid 1-{2-[3-(3-[(*R*)-2-(*tert*-butyldimethylsilanyloxy)-2-(8-hydroxy-2-oxo-1,2-dihydroquinolin-5-yl)ethylamino]methyl)benzyl]ureido]ethyl}-piperidin-4-yl Ester

[0343] 5-[(*R*)-2-Amino-1-(*tert*-butyldimethylsilanyloxy)ethyl]-8-hydroxy-1H-quinolin-2-one (575 mg, 1.40 mmol) was added to a solution of the product of Preparation 71 (609 mg, 1.2 mmol) and diisopropylamine (0.25 mL, 1.40 mmol) in dichloromethane (6 mL) and the resulting mixture was stirred at room temperature for 45 min. Sodium triacetoxymethylborohydride (385 mg, 1.80 mmol) was then added and this mixture was stirred at room temperature for 12 h. The reaction was then quenched with 10% aqueous hydrochloric acid (5 mL) and the layers were separated. The organic layer was washed with saturated sodium bicarbonate, saturated sodium chloride, dried over magnesium sulfate and concentrated to give the title compound (1.1 g). HPLC (10-70)  $R_t$  = 3.55 min; MS  $m/z$  M+H = 819.7.

#### Example 19

##### Biphenyl-2-ylcarbamic Acid 1-{2-[3-(3-[(*R*)-2-Hydroxy-2-(8-hydroxy-2-oxo-1,2-dihydroquinolin-5-yl)ethylamino]methyl)benzyl]ureido]ethyl}piperidin-4-yl Ester Ditrifluoroacetate

[0344] Triethylamine trihydrofluoride (2.4 mL, 13.6 mmol) was added to a solution of the product of Preparation 72 (1.1 g, 1.36 mmol) in dichloromethane (2 mL) and the resulting mixture was stirred at room temperature for 15 h. The reaction mixture was then concentrated under vacuum to dryness and the residue was dissolved in a 1:1 mixture of water and acetonitrile with 0.1 % TFA and this mixture was purified by HPLC (5-35 over 60 min) to provide the title compound as the ditrifluoroacetate salt (296 mg, 99% purity). MS  $m/z$  M+H = 705.6.

#### Preparation 73

##### Biphenyl-2-ylcarbamic Acid 1-[(*E*)-3-(4-Nitrophenyl)allyl]piperidin-4-yl Ester

[0345] The product of Preparation 8 (2.96 g, 0.01 mol) and *p*-nitrocinnamaldehyde (1.77 g, 0.01 mol) were stirred in 50 mL of dichloromethane for 2 h. Sodium triacetoxymethylborohydride (6.33 g, 0.03 mol) was added and the resulting mixture was stirred for 2 h. The reaction was then quenched with 10 mL of water and this mixture was diluted with dichloromethane (100 mL). The organic layer was washed with saturated sodium bicarbonate (2 x), brine, dried over Na<sub>2</sub>SO<sub>4</sub>, filtered and concentrated to provide the title compound as a yellow foam (3.8 g, 80% yield).

#### Preparation 74

##### Biphenyl-2-ylcarbamic Acid 1-[3-(4-Aminophenyl)propyl]piperidin-4-yl Ester

[0346] The product of Preparation 73 (2.5 g, 5.4 mmol) was dissolved in 100 mL of ethanol and the resulting solution was purged with nitrogen for 30 min. Palladium on carbon (2.5g; 50% w/w water; 10% Pd; 1.1mmol Pd) was then added while degassing with nitrogen. This mixture was then placed under hydrogen (50 psi) until hydrogen was no longer consumed (~30 minutes). The mixture was then purged with nitrogen, filtered through Celite and concentrated. The

residue was dissolved in ethyl acetate and this mixture was washed with saturated sodium bicarbonate (2 x), brine, dried (Na<sub>2</sub>SO<sub>4</sub>), filtered and concentrated to provide the title compound (2.08 g, 90% yield). MS *m/z* M+H = 430.5.

#### Preparation 75

**Biphenyl-2-ylcarbamic Acid 1-{3-[4-(4-{2-[(*R*)-2-(8-Benzyloxy-2-oxo-1,2-dihydroquinolin-5-yl)-2-(*tert*-butyldimethylsilyloxy)ethylamino]ethyl}phenylamino)-phenyl]propyl}piperidin-4-yl Ester**

[0347] To a 25 mL round-bottomed flask was added the product of Preparation 74 (400 mg, 0.8 mmol); 8-benzyloxy-5-[(*R*)-2-[2-(4-bromophenyl)ethylamino]-1-(*tert*-butyldimethylsilyloxy)ethyl]-1H-quinolin-2-one (769 mg, 1.2 mmol); tris(dibenzylideneacetone)dipalladium(0) (73 mg, 0.08 mmol, 20% Pd); and 2-(dicyclohexylphosphino)biphenyl (84 mg, 0.24 mmol). This mixture was purged with nitrogen and then dry, degassed toluene (8 mL, 0.1 M) was added and the resulting mixture was heated at 70°C for 30 min. Sodium *tert*-butoxide (382 mg, 4.0 mmol) was then added, and the temperature was raised to 95 °C for 4 h, at which time LCMS showed complete consumption of the product of Preparation 74 and a large product peak (M+H = 956.7). The reaction mixture was then cooled to room temperature and diluted with ethyl acetate. This mixture was washed with saturated sodium bicarbonate (2 x), brine, dried (Na<sub>2</sub>SO<sub>4</sub>), filtered and concentrated to provide the title compound (1.5g), which was used without further purification.

#### Preparation 76

**Biphenyl-2-ylcarbamic Acid 1-{3-[4-(4-{2-[(*R*)-2-(8-Benzyloxy-2-oxo-1,2-dihydroquinolin-5-yl)-2-hydroxyethylamino]ethyl}phenylamino)phenyl]propyl}piperidin-4-yl Ester**

[0348] The product of Preparation 75 was dissolved in dichloromethane (10 mL) and triethylamine trihydrofluoride (10 eq.) was added. The reaction mixture was stirred overnight and then diluted with dichloromethane and the organic layer was washed with saturated sodium bicarbonate (2 x), brine, dried (Na<sub>2</sub>SO<sub>4</sub>), filtered and concentrated to provide 1.3 g of crude product. This material was purified by silica gel chromatography (DCM, incrementally to 50% methanol) to provide the title compound (300 mg, about 75% purity), which was used without further purification.

#### Example 20

**Biphenyl-2-ylcarbamic acid 1-{3-[4-(4-{2-[(*R*)-2-hydroxy-2-(8-hydroxy-2-oxo-1,2-dihydroquinolin-5-yl)ethylamino]ethyl}phenylamino)phenyl]propyl}piperidin-4-yl ester Ditrifluoroacetate**

[0349] The product of Preparation 76 (300 mg) was dissolved in 10 mL of ethanol and this mixture was purged with nitrogen for 15 minutes. Palladium on carbon (10% Pd, 50% w/w water, 0.2 eq. Pd) was added while degassing. The resulting mixture was then placed under 1 atm. of hydrogen for 2 h, at which time the reaction was complete by LCMS. The solution was then purged with nitrogen for 15 min and then filtered through Celite and concentrated. The resulting residue was purified by prep HPLC to afford the title compound as the ditrifluoroacetate salt (59 mg, >95% purity). MS *m/z* M+H = 752.8.

#### Preparation 77

**Biphenyl-2-ylcarbamic Acid 1-[2-Fluoro-3-(4-hydroxymethylpiperidin-1-ylmethyl)-benzyl]piperidin-4-yl Ester**

[0350] The product of Preparation 8 (500 mg, 1.69 mmol), 2,6-bis(bromomethyl)-1-fluorobenzene (476 mg, 1.69 mmol, piperidin-4-ylmethanol (195 mg, 1.69 mmol) and potassium carbonate (466 mg, 3.37 mmol) were suspended in acetonitrile (5 mL) and stirred at room temperature for 18 h. The reaction mixture was then concentrated and the residue was dissolved in dichloromethane/water. The layers were separated and the organic layer was washed with water (2 x), brine, dried (MgSO<sub>4</sub>) and concentrated. The crude material was purified by silica gel column chromatography eluting with 3% methanol/chloroform to give the title compound as a white foam (282 mg). MS *m/z* M+H = 532.3.

#### Preparation 78

**Biphenyl-2-ylcarbamic Acid 1-[2-Fluoro-3-(4-formylpiperidin-1-ylmethyl)benzyl]-piperidin-4-yl Ester**

[0351] The product of Preparation 77 (282 mg, 0.53 mmol) was dissolved in dichloromethane and to this mixture was added diisopropylethylamine (280 µL, 1.6 mmol) and dimethyl sulfoxide (115 µL, 1.6 mmol). The reaction mixture was

cooled to -15 °C under nitrogen and pyridine sulfur trioxide complex (255 mg, 1.6 mmol) was added and the resulting mixture was stirred for 40 min. The reaction was then quenched with water and the layers were separated. The organic layer was washed with aqueous NaH<sub>2</sub>PO<sub>4</sub> (1M x 3), brine, dried (MgSO<sub>4</sub>) and concentrated to provide the title compound as a foam (253 mg). MS *m/z* M+H = 530.4.

#### Example 21

#### Biphenyl-2-ylcarbamic Acid 1-[2-Fluoro-3-(4-[(*R*)-2-hydroxy-2-(8-hydroxy-2-oxo-1,2-dihydroquinolin-5-yl)ethyl-amino]methyl]piperidin-1-ylmethyl]benzyl]piperidin-4-yl Ester Ditrifluoroacetate

[0352] The product of Preparation 78 (253 mg, 0.48 mmol) was dissolved in a 1:1 mixture of dichloromethane and methanol (6 mL) and to this mixture was added 5-[(*R*)-2-amino-1-(*tert*-butyldimethylsilyloxy)ethyl]-8-hydroxy-1H-quinolin-2-one acetate (228 mg, 0.58 mmol) and sodium triacetoxymethylborohydride (317 mg, 1.5 mmol). The reaction mixture was stirred under nitrogen at room temperature for 18 h and then concentrated. The residue was dissolved in a 2:3 mixture of acetonitrile and aqueous 6 N hydrochloric acid, and this mixture was heated at 55 °C for 4 hours. The reaction mixture was then concentrated and the residue was dissolved in water/acetonitrile/trifluoroacetic acid (1:1:0.005) and purified by reverse phase column chromatography to afford the title compound as a white solid (175 mg). MS *m/z* M+H = 734.5.

#### Preparation 79

#### 2-[4-(3-Bromopropoxy)phenyl]ethanol

[0353] To a solution of 4-hydroxyphenethyl alcohol (4.37 g, 31.0 mmol) and potassium carbonate (6.55 g, 47.0 mmol) in acetonitrile (62.0 mL) was added 1,3 dibromopropane (31.0 mL, 316 mmol). The reaction mixture was heated to 70 °C for 12 hours and then cooled to room temperature, filtered and concentrated under vacuum. The resulting oil was purified by silica gel chromatography using a mixture of 4:1 hexanes and ethyl acetate to give the title compound (6.21 g) as a white solid.

#### Preparation 80

#### Biphenyl-2-ylcarbamic Acid 1-{3-[4-(2-Hydroxyethyl)phenoxy]propyl}piperidin-4-yl Ester

[0354] To a solution of the product of Preparation 79 (1.11 g, 4.30 mmol) and diisopropylethylamine (0.90 mL, 5.10 mmol) in acetonitrile (21.5 mL) was added the product of Preparation 8 (1.27 g, 4.30 mmol) and the resulting mixture was stirred at 60°C, for 12 h. The reaction mixture was then diluted with dichloromethane (20 mL) and washed with saturated sodium bicarbonate (25 mL), saturated sodium chloride (25 mL), dried over magnesium sulfate and concentrated to provide the title compound (1.98 g, 85% purity). MS *m/z* M+H = 475.5.

#### Preparation 81

#### Biphenyl-2-ylcarbamic Acid 1-{3-[4-(2-Oxoethyl)phenoxy]propyl}piperidin-4-yl Ester

[0355] A solution of the product of Preparation 80 (723 mg, 1.53 mmol) and dichloromethane (75 mL) was cooled to about 5 °C and diisopropylethylamine (798 mL, 4.58 mmol) and dimethyl sulfoxide (649 mL, 9.15 mmol) were added. Pyridine sulfur trioxide (728 mg, 4.58 mmol) was then added and the resulting mixture was stirred at 5 °C for 45 min. The reaction mixture was then diluted with dichloromethane (20 mL) and washed with saturated sodium bicarbonate (25 mL), saturated sodium chloride (25 mL), dried over magnesium sulfate and concentrated to provide the title compound (604 mg). MS *m/z* M+H = 473.4.

#### Preparation 82

#### Biphenyl-2-ylcarbamic Acid 1-[3-(4-{2-[(*R*)-2-(*tert*-butyldimethylsilyloxy)-2-(8-hydroxy-2-oxo-1,2-dihydroquinolin-5-yl)ethylamino]ethyl}-phenoxy)propyl]piperidin-4-yl Ester

[0356] The product of Preparation 81 (604 mg, 1.28 mmol) was dissolved in methanol (6.4 mL) and 5-[(*R*)-2-amino-1-(*tert*-butyldimethylsilyloxy)ethyl]-8-hydroxy-1H-quinolin-2-one (605 mg, 1.53 mmol) and diisopropylethylamine (0.27 mL, 1.53 mmol) were added. Sodium triacetoxymethylborohydride (405 mg, 1.91 mmol) was then added and the reaction mixture



was stirred at room temperature for 3 h. The reaction mixture was then concentrated to dryness and the residue was diluted with ethyl acetate (20 mL) and this solution was washed with saturated sodium bicarbonate (25 mL), saturated sodium chloride (25 mL), dried over magnesium sulfate and concentrated to give the title compound (704 mg). MS *m/z* M+H = 791.8.

## Example 22

### Biphenyl-2-ylcarbamic Acid 1-[3-(4-{2-[(*R*)-2-Hydroxy-2-(8-hydroxy-2-oxo-1,2-dihydroquinolin-5-yl)ethylamino]ethyl}phenoxy)propyl]piperidin-4-yl Ester Ditrifluoroacetate

[0357] Triethylamine trihydrofluoride (1.5 mL, 8.87 mmol) was added to a solution of the product of Preparation 82 (702 mg, 0.89 mmol) in dichloromethane (4.5 mL) and the resulting mixture was stirred at room temperature for 24 h. The mixture was then concentrated under vacuum and purified by HPLC (2-35 over 90 min) to give the title compound (92 mg) as a white powder. MS *m/z* M+H = 677.4.

## Preparation 83

### Methyl 4-Iodophenylacetate

[0358] To a stirred solution of 4-iodophenylacetic acid (5.0 g, 19.1 mmol) in MeOH (200 mL) was added 4N hydrochloric acid in dioxane (10 mL). The reaction mixture was stirred for 24 h at room temperature and then the solvent was removed under reduced pressure to give the title compound (5.17 g, 98% yield), which was used without further purification.

## Preparation 84

### Methyl [4-(4-Hydroxybut-1-ynyl)phenyl] acetate

[0359] To a stirred solution of the product of Preparation 83 (4.5 g, 16.3 mmol) in diethylamine (100 mL) was added but-3-yn-1-ol (1.9 mL, 32.6 mmol), Pd(PPh<sub>3</sub>)<sub>2</sub>Cl<sub>2</sub> (500 mg, 1.63 mmol) and CuI (154 mg, 0.815 mmol) and resulting mixture was stirred for 17 h at room temperature. The solvent was then removed under reduced pressure and the residue was dissolved in diethyl ether (200 mL) and this solution was filtered to remove salts. The solvent was then removed under reduced pressure and the crude product was purified by silica gel chromatography (60 % EtOAc/Hexane) to afford the title intermediate (3.03 g, 91% yield).

## Preparation 85

### Methyl [4-(4-Hydroxybutyl)phenyl]acetate

[0360] A stirred solution of the product of Preparation 84 (2.8 g, 12.8 mmol) in methanol (50 mL) was flushed with nitrogen and then 10% palladium on carbon (400 mg, 20% wt/wt) was added. The reaction flask was then alternately placed under vacuum and flushed with hydrogen for cycles and then stirred under hydrogen for 14 h. The reaction mixture was flushed with nitrogen and then filtered and the solvent removed under reduced pressure to give the title compound (2.75 g, 97% yield), which was used without further purification.

## Preparation 86

### Methyl (4-{4-[4-(Biphenyl-2-ylcarbamoxyloxy)piperidin-1-yl]butyl}phenyl)acetate

#### (a) Methyl {4-[4-(Toluene-4-sulfonyloxy)butyl]phenyl}acetate

[0361] To a stirred solution of the product of Preparation 85 (2.6 g, 12.5 mmol) in THF (100 mL) was added DABCO (2.6 g, 25.0 mmol) and then p-toluenesulfonyl chloride (2.44 g, 13.75 mmol). The reaction mixture was stirred at room temperature for 23 h and then solvent was removed under reduced pressure and the residue was dissolved in dichloromethane (200 mL). The organic layer was then washed with water (2 X 100 mL), 1N hydrochloric acid (100 mL), aqueous saturated sodium chloride solution (100 mL), dried (MgSO<sub>4</sub>), filtered and the solvent removed under reduced pressure to give the title compound, which was used without further purification.

**(b) Methyl(4-{4-[4-(Biphenyl-2-ylcarbamoyloxy)piperidin-1-yl]butyl}phenyl)acetate**

**[0362]** To the crude product from step (a) was added DMF (50 mL), diisopropylethylamine (3.0 mL, 17.3 mmol) and the product of Preparation 8 (2.4 g, 8.1 mmol). The reaction mixture was stirred at room temperature for 18 h and then the solvent was removed under reduced pressure to give the title compound (3.5 g, 86.3% yield). MS *m/z* 501.6 (MH<sup>+</sup>), *R<sub>f</sub>* 4.89 min (10-70% ACN: H<sub>2</sub>O, reverse phase HPLC).

**Preparation 87****Biphenyl-2-ylcarbamic Acid 1-{4-[4-(2-Hydroxyethyl)phenyl]butyl}piperidin-4-yl Ester**

**[0363]** To a stirred solution of the product of Preparation 86 (2.0 g, 4.0 mmol) in THF (100 mL) was added dropwise DIBAL (24 mL, 24 mmol, 1.0 M in THF). After the addition was complete, the reaction mixture was stirred for 3 h and then quenched by slow addition of methanol (until gas evolution ceased). The mixture was then stirred for 30 min. and then ethyl acetate (200 mL) and aqueous 1N sodium hydroxide (200 mL) were added. The organic layer was separated and washed with aqueous saturated sodium chloride solution (100 mL), dried (MgSO<sub>4</sub>), filtered and the solvent removed under reduced pressure to give the title compound (1.3 g, 69% yield), which was used without further purification. MS *m/z* 473.4 (MH<sup>+</sup>), *R<sub>f</sub>* 4.53 min (10-70% ACN: H<sub>2</sub>O, reverse phase HPLC).

**Example 23****Biphenyl-2-ylcarbamic Acid 1-[2-(4-{2-[(*R*)-2-Hydroxy-2-(8-hydroxy-2-oxo-1,2-dihydroquinolin-5-yl)ethylamino]ethyl}phenyl)ethyl]piperidin-4-yl Ester**

**[0364]** To a stirred solution of the product of Preparation 87 (500 mg, 1.06 mmol) in dichloromethane (25 mL) was added dimethyl sulfoxide (0.60 mL, 10.6 mmol) and diisopropylethylamine (0.921 mL, 5.3 mmol). The reaction mixture was then cooled to -10 °C and pyridine sulfur trioxide (842 mg, 5.3 mmol) was added. The reaction mixture was stirred for 1 h and then quenched by adding water (100 mL). This mixture was stirred for 10 min and then the organic layer was removed and washed with aqueous saturated sodium chloride solution (100 mL), dried (MgSO<sub>4</sub>) and then filtered.

**[0365]** To the filtrate was added methanol (25 mL), 5-[(*R*)-2-amino-1-(*tert*-butyldimethylsilyloxy)ethyl]-8-hydroxy-1H-quinolin-2-one acetate (419 mg, 1.06 mmol) and sodium triacetoxymethylborohydride (468 mg, 2.12 mmol). This mixture was stirred for 16 h and then condensed and, to the resulting mixture, was added a 1:1 mixture of acetonitrile and aqueous 4N hydrochloric acid (20 mL). This mixture was heated at 50 °C for 17 h and then the solvent was removed under reduced pressure. To the residue was added a 1:1 mixture of acetic acid and water (8.0 mL) and the mixture was chromatographed on reverse-phase silica gel (gradient elution, 10-50% ACN/H<sub>2</sub>O) to afford the title compound (67 mg, 7% yield over 3 steps). MS *m/z* (MH<sup>+</sup>) 675.5; *R<sub>f</sub>* 3.07 (10-70% ACN: H<sub>2</sub>O, reverse phase HPLC).

**Preparation 88****Ethyl 3-[5-(2-Ethoxycarbonylvinyl)thiophen-2-yl]acrylate**

**[0366]** To a stirred solution of sodium hydride (2.1 g, 53 mmol, 60% in mineral oil) in THF (200 mL) was slowly added triethylphosphonoacetate (10 mL, 50 mmol). Hydrogen gas evolution was observed and the reaction was stirred until gas evolution ceased (about 30 min). To this reaction mixture was added 2,5-thiophenedicarboxaldehyde (3 g, 21 mmol) and the reaction mixture was stirred for 1 h. The solvent was removed under reduced pressure and the residue was dissolved in dichloromethane (200 mL). The organic layer was washed with water (100 mL), aqueous 1N hydrochloric acid (100 mL), aqueous saturated sodium chloride solution (100 mL), dried (MgSO<sub>4</sub>), filtered and the solvent removed under reduced pressure to give the title compound (5.8 g, 98% yield), which was used without further purification.

**Preparation 89****Ethyl 3-[5-(2-Ethoxycarbonyl)ethyl]thiophen-2-yl]propionate**

**[0367]** A stirred solution of the product of Preparation 88 (5.8 g, 21 mmol) in methanol (200 mL) was flushed with nitrogen and 10% palladium on carbon (576 mg, 10% wt/wt) was added. The reaction flask was alternately placed under vacuum and flushed with hydrogen for 3 cycles and then the reaction mixture was stirred under hydrogen for 1 h. The mixture was then flushed with nitrogen, filtered and the solvent removed under reduced pressure to give the title compound (5.8 g, 99% yield), which was used without further purification.

**Preparation 90****3-[5-(3-Hydroxypropyl)thiophen-2-yl]propan-1-ol**

5 **[0368]** To a stirred solution of DIBAL (88 mL, 88 mmol, 1.0M in cyclohexane) in THF (300 mL) at -78 °C was added dropwise the product of Preparation 89 (5.0 g, 17.6 mmol). After the addition was complete, the reaction mixture was warmed to room temperature over 30 min and then quenched by slow addition of aqueous 1N hydrochloric acid (200 mL). Dichloromethane (400 mL) was added and the layers were separated. The aqueous layer was washed with dichloromethane (4 x 100 mL) and the combined organic layers were washed with aqueous saturated sodium chloride solution (100 mL), dried (MgSO<sub>4</sub>), filtered and the solvent removed under reduced pressure to give the title compound (3.0 g, 85% yield), which was used without further purification.

**Preparation 91****15 Biphenyl-2-ylcarbamic Acid 1-{3-[5-(3-Hydroxypropyl)thiophen-2-yl]propyl}piperidin-4-yl Ester****(a) Toluene-4-sulfonic Acid 3-[5-(3-Hydroxypropyl)thiophen-2-yl]propyl Ester**

20 **[0369]** To a stirred solution of the product of Preparation 90 (423 mg, 2.1 mmol) in THF (20 mL) was added DABCO (420 mg, 4.2 mmol) and then *p*-toluenesulfonyl chloride (442 mg, 2.3 mmol). The reaction mixture was stirred at room temperature for 2 h and then the solvent was removed under reduced pressure and the residue was dissolved in dichloromethane (200 mL). The organic layer was washed with water (2 x 100 mL), aqueous saturated sodium chloride solution (100 mL), dried MgSO<sub>4</sub>, filtered and the solvent removed under reduced pressure to give the title compound, which was used without further purification.

**25 (b) Biphenyl-2-ylcarbamic Acid 1-{3-[5-(3-Hydroxypropyl)thiophen-2-yl]propyl}piperidin-4-yl Ester**

30 **[0370]** To the product from step (a) was added acetonitrile (20 mL), diisopropylethylamine (0.5 mL, 2.8 mmol) and the product of Preparation 8 (626 mg, 2.11 mmol). The reaction mixture was heated to 50 °C for 20 h and then cooled to room temperature and the solvent was removed under reduced pressure. The residue was purified by silica gel chromatography (5% MeOH/DCM with 0.6% NH<sub>3</sub> (aq)) to afford the title compound (450 mg, 44% yield). MS *m/z* (MH<sup>+</sup>) 479.6; R<sub>f</sub> 4.15 min (10-70% ACN: H<sub>2</sub>O, reverse phase HPLC).

**Preparation 92****35 Biphenyl-2-ylcarbamic Acid 1-[3-(5-{3-[(*R*)-2-(*tert*-Butyldimethylsilanyloxy)-2-(8-hydroxy-2-oxo-1,2-dihydroquinolin-5-yl)ethylamino]propyl}thiophen-2-yl)propyl]-piperidin-4-yl Ester**

40 **[0371]** To a stirred solution of the product of Preparation 91 (450 mg, 0.94 mmol) in dichloromethane (20 mL) was added dimethyl sulfoxide (0.21 mL, 3.7 mmol) and diisopropylethylamine (0.65 mL, 3.7 mmol). This mixture was cooled to -10 °C and pyridine sulfur trioxide (444 mg, 2.8 mmol) was added. The reaction mixture was stirred for 3 h and then was quenched by adding water (100 mL). This mixture was stirred for 10 min and then the organic layer was removed and was washed with aqueous saturated sodium chloride solution (100 mL), dried (MgSO<sub>4</sub>) and filtered.

45 **[0372]** To the filtrate was added methanol (20 mL), 5-[(*R*)-2-amino-1-(*tert*-butyldimethylsilanyloxy)ethyl]-8-hydroxy-1H-quinolin-2-one acetate (368 mg, 0.93 mmol) and then sodium triacetoxyborohydride (412 mg, 1.86 mmol). This mixture was stirred for 19 h and then the mixture was condensed to give the title compound, which was used without further purification. MS *m/z* (MH<sup>+</sup>) 795.8; R<sub>f</sub> 4.93 min (10-70% ACN: H<sub>2</sub>O, reverse phase HPLC).

**Example 24****50 Biphenyl-2-ylcarbamic Acid 1-[3-(5-{3-[(*R*)-2-Hydroxy-2-(8-hydroxy-2-oxo-1,2-dihydroquinolin-5-yl)ethylamino]propyl}thiophen-2-yl)propyl]piperidin-4-yl Ester**

55 **[0373]** To the crude product from Preparation 92 was added a 1:1 mixture of acetonitrile and aqueous 4 N hydrochloric acid (25 mL). This mixture was heated at 50 °C for 17 h and then the solvent was then removed under reduced pressure. To the residue was added a 1:1 mixture of acetic acid and water (8.0 mL) and this mixture was chromatographed on reverse-phase silica gel (gradient elution, 10-50% ACN/H<sub>2</sub>O) to afford the title compound (135 mg, 16 % yield for 3 steps). MS *m/z* (MH<sup>+</sup>) 681.5; R<sub>f</sub> 3.03 (10-70% ACN: H<sub>2</sub>O, reverse phase HPLC).

**Preparation 93****Methyl 4-Amino-5-chloro-2-methoxybenzoate**

[0374] To a solution of 4-amino-5-chloro-3-methoxybenzoic acid (1.008 g, 5.0 mmol) in a mixture of toluene (9 mL) and methanol (1 mL) at 0 °C was added (trimethylsilyl)diazomethane (2.0 M in hexane, 3.0 mL, 6.0 mmol) dropwise. The reaction mixture was then warmed to room temperature and stirred for 16 h. Excess (trimethylsilyl)diazomethane was quenched by adding acetic acid until the bright yellow color of the reaction mixture disappeared. The mixture was then concentrated *in vacuo* to give the title compound as an off-white solid, which was used without further purification.

**Preparation 94****Methyl 4-Acryloylamino-5-chloro-2-methoxybenzoate**

[0375] To crude product of Preparation 93 was added dichloromethane (10 mL, 0.5 M) and triethylamine (2.1 mL, 15 mmol). This mixture was cooled to 0 °C and acryloyl chloride (812 µL, 10 mmol) was added dropwise with stirring. After 2 h, the reaction was quenched by adding methanol (about 2 mL) at 0 °C and the resulting mixture was stirred at room temperature for 15 min and then concentrated *in vacuo*. Dichloromethane (30 mL) and water (30 mL) were added to the residue and this mixture was mixed thoroughly. The layers were separated and the aqueous layer was extracted with dichloromethane (20 mL). The organic layers were combined, dried (Na<sub>2</sub>SO<sub>4</sub>), filtered and the solvent was removed *in vacuo* to give the title compound as a brown foamy solid, which was used without further purification.

**Preparation 95****Methyl 4-{3-[4-(Biphenyl-2-ylcarbamoyloxy)piperidin-1-yl]propionylamino}-5-chloro-2-methoxybenzoate**

[0376] To the crude product from Preparation 94 was added the product of Preparation 8 (1.33 g, 4.5 mmol) and a mixture of THF (22.5 mL) and methanol (2.5 mL). This mixture was heated at 50 °C with stirring for 16 h and then the solvent was removed *in vacuo*. The residue was chromatographed (silica gel; EtOAc) to give the title compound (0.82 g; *R<sub>f</sub>* = 0.4, 29% yield over 3 steps) as an off-white foamy solid. MS *m/z* 566.4 (M+H, expected 565.20 for C<sub>30</sub>H<sub>32</sub>ClN<sub>3</sub>O<sub>6</sub>).

**Preparation 96****Biphenyl-2-ylcarbamic Acid 1-[2-(2-Chloro-4-hydroxymethyl-5-methoxyphenylcarbamoyl)ethyl]piperidin-4-yl Ester**

[0377] To a solution of the product of Preparation 95 (0.82 mg, 1.45 mmol) in a mixture of THF (4.5 mL) and methanol (0.5 mL) at 0 °C was added lithium borohydride (32 mg, 1.45 mmol). The reaction mixture was allowed to warm to room temperature and was stirred for 41 h. The reaction was then quenched by adding 1N aqueous hydrochloric acid at 0 °C until no more bubbling was observed and this mixture was stirred for 10 min. The solvent was removed *in vacuo* and the residue was dissolved in acetonitrile (about 2 mL). This solution was purified by prep-RP-HPLC (gradient: 2 to 50% acetonitrile in water with 0.05% TFA). The appropriate fractions were collected and combined and lyophilized to give the title compound as a trifluoroacetate salt. This salt was treated with isopropyl acetate (10 mL) and 1N aqueous sodium hydroxide (10 mL) and the organic layer was collected, dried (Na<sub>2</sub>SO<sub>4</sub>), filtered and the solvent was removed *in vacuo* to give the title compound (161 mg, 21% yield) as a white foamy solid. MS *m/z* 538.4 (M+H, expected 537.20 for C<sub>29</sub>H<sub>32</sub>ClN<sub>3</sub>O<sub>5</sub>).

**Preparation 97****Biphenyl-2-ylcarbamic Acid 1-[2-(2-Chloro-4-formyl-5-methoxyphenylcarbamoyl)-ethyl]piperidin-4-yl Ester**

[0378] To a solution of the product of Preparation 96 (161 mg, 0.3 mmol) in dichloromethane (3 mL) was added dimethyl sulfoxide (213 µL, 3.0 mmol) and diisopropylethylamine (261 µL, 1.5 mmol). This mixture was cooled to -20 °C and sulfur trioxide pyridine complex (238 mg, 1.5 mmol) was added slowly. After 30 min, the reaction mixture was quenched by adding water (about 3 mL). The layers were separated and the organic layer was dried (Na<sub>2</sub>SO<sub>4</sub>), filtered and the solvent was removed *in vacuo* to give the title compound as a light yellow solid. MS *m/z* 536.3 (M+H, expected 535.19 for C<sub>29</sub>H<sub>30</sub>ClN<sub>3</sub>O<sub>5</sub>).

## Preparation 98

**Biphenyl-2-ylcarbamic Acid 1-[2-(4-[[*(R)*-2-(*tert*-Butyldimethylsilyloxy)-2-(8-hydroxy-2-oxo-1,2-dihydroquinolin-5-yl)ethylamino]methyl]-2-chloro-5-methoxy-phenylcarbamoyl)ethyl]piperidin-4-yl Ester**

**[0379]** To the product from Preparation 97 in a mixture of dichloromethane (0.5 mL) and methanol (0.5 mL) was added 5-[[*(R)*-2-amino-1-(*tert*-butyldimethylsilyloxy)ethyl]-8-hydroxy-1H-quinolin-2-one acetate (124.1 mg, 3.1 mmol) and the resulting mixture was stirred at room temperature for 1.5 h. Sodium triacetoxyborohydride (190.7 mg, 0.9 mmol) was added and the resulting mixture was stirred at room temperature for 15 h. The reaction was quenched by adding water (about 0.2 mL) and the mixture was concentrated *in vacuo* to give the title compound, which was used without further purification. MS *m/z* 854.5 (M+H, expected 853.36 for C<sub>46</sub>H<sub>56</sub>ClN<sub>5</sub>O<sub>7</sub>Si),

## Example 25

**Biphenyl-2-ylcarbamic Acid 1-[2-(2-Chloro-4-[[*(R)*-2-hydroxy-2-(8-hydroxy-2-oxo-1,2-dihydroquinolin-5-yl)ethylamino]methyl]-5-methoxyphenylcarbamoyl)ethyl]piperidin-4-yl Ester Ditrifluoroacetate**

**[0380]** To a suspension of the product of Preparation 98 in dichloromethane (1.0 mL, 0.3 M) was added triethylamine trihydrofluoride (245  $\mu$ L, 1.5 mmol). This mixture was stirred at room temperature for 45 h and then the mixture was concentrated *in vacuo*. The residue was dissolved in a mixture of DMF (0.5 mL), acetonitrile/water (1:1, with 0.1% TFA, 0.6 mL), TFA (0.3 mL) and acetonitrile (about 1 mL) and this mixture was purified by prep-RP-HPLC (gradient: 2 to 50% acetonitrile in water with 0.05% TFA). The appropriate fractions were collected and combined and lyophilized to give the title compound (100 mg, 34% yield, 98.7% pure by HPLC) as an off-white solid. MS *m/z* 740.5 (M+H, expected 739.28 for C<sub>40</sub>H<sub>42</sub>ClN<sub>5</sub>O<sub>7</sub>).

**[0381]** Using the methods described above and the appropriate starting materials, the following compounds were prepared.

Ex.	Compound	MS
26	Biphenyl-2-ylcarbamic acid 1-{7-[[ <i>(R)</i> -2-hydroxy-2-(8-hydroxy-2-oxo-1,2-dihydroquinolin-5-yl)ethylamino]heptyl]piperidin-4-yl ester	613.5
27	Biphenyl-2-ylcarbamic acid 1-{8-[[ <i>(R)</i> -2-hydroxy-2-(8-hydroxy-2-oxo-1,2-dihydroquinolin-5-yl)ethylamino]octyl]piperidin-4-yl ester	627.5
28	Biphenyl-2-ylcarbamic acid 1-[2-[3-(4-{2-[[ <i>(R)</i> -2-hydroxy-2-(8-hydroxy-2-oxo-1,2-dihydroquinolin-5-yl)ethylamino]ethyl]phenyl)ureido]ethyl]piperidin-4-yl ester	705.3
29	Biphenyl-2-ylcarbamic acid 1-[3-(4-{2-[[ <i>(R)</i> -2-hydroxy-2-(8-hydroxy-2-oxo-1,2-dihydroquinolin-5-yl)ethylamino]ethyl]piperidin-1-yl)-3-oxopropyl]piperidin-4-yl ester	682.4
30	Biphenyl-2-ylcarbamic acid 1-[2-[(4-[[ <i>(R)</i> -2-hydroxy-2-(8-hydroxy-2-oxo-1,2-dihydroquinolin-5-yl)ethylamino]methyl]-cyclohexanecarbonyl)amino]ethyl]piperidin-4-yl ester	682.7
31	Biphenyl-2-ylcarbamic acid 1-[2-[(1 <i>R</i> ,3 <i>S</i> )-3-[[ <i>(R)</i> -2-(3-formylamino-4-hydroxyphenyl)-2-hydroxyethylamino]-cyclopentanecarbonyl]amino]ethyl]piperidin-4-yl ester	630.2
32	Biphenyl-2-ylcarbamic acid 1-[2-(3-{5-[[ <i>(R)</i> -2-(3-formylamino-4-hydroxyphenyl)-2-hydroxyethylamino]pentyl]ureido]ethyl]piperidin-4-yl ester	647.5
33	Biphenyl-2-ylcarbamic acid 1-[2-(4-{2-[[ <i>(R)</i> -2-hydroxy-2-(8-hydroxy-2-oxo-1,2-dihydroquinolin-5-yl)ethylamino]ethyl]phenylamino)ethyl]piperidin-4-yl ester	662.5
34	Biphenyl-2-ylcarbamic acid 1-[3-(3-{5-[2-(3-formylamino-4-hydroxyphenyl)-2-hydroxyethylamino]pentyl]ureido]propyl]piperidin-4-yl ester	661.3
35	Biphenyl-2-ylcarbamic acid 1-[2-[(4-{2-[[ <i>(R)</i> -2-hydroxy-2-(8-hydroxy-2-oxo-1,2-dihydroquinolin-5-yl)ethylamino]ethyl]piperidine-1-carbonyl)amino]ethyl]piperidin-4-yl ester	697.5
36	Biphenyl-2-ylcarbamic acid 1-[4-(4-{2-[[ <i>(R)</i> -2-hydroxy-2-(8-hydroxy-2-oxo-1,2-dihydroquinolin-5-yl)ethylamino]ethyl]-phenylamino)benzyl]piperidin-4-yl ester	724.5
37	Biphenyl-2-ylcarbamic acid 1-[2-(3-{[[ <i>(R)</i> -2-hydroxy-2-(8-hydroxy-2-oxo-1,2-dihydroquinolin-5-yl)ethylamino]methyl]-benzylcarbamoyl]ethyl]piperidin-4-yl ester	690.3

EP 3 012 254 A1

(continued)

Ex.	Compound	MS
5	38 3-[4-(3-Biphenyl-2-yl-ureido)piperidin-1-yl]-N-(4-[[ <i>(R)</i> -2-hydroxy-2-(8-hydroxy-2-oxo-1,2-dihydroquinolin-5-yl)ethylamino]methyl]phenyl)propionamide	675.5
	39 Biphenyl-2-ylcarbamic acid 1-[2-[(6-[[ <i>(R)</i> -2-hydroxy-2-(8-hydroxy-2-oxo-1,2-dihydroquinolin-5-yl)ethylamino]methyl]pyridin-2-ylmethyl)carbamoyl]ethyl]piperidin-4-yl ester	691.5
10	40 Biphenyl-2-ylcarbamic acid 1-[2-(4-[[ <i>(R)</i> -2-hydroxy-2-(8-hydroxy-2-oxo-1,2-dihydroquinolin-5-yl)ethylamino]methyl]-cyclohexylcarbamoyl)ethyl]piperidin-4-yl ester	682.7
	41 Biphenyl-2-ylcarbamic acid 1-[2-(4-[[ <i>(R)</i> -2-hydroxy-2-(8-hydroxy-2-oxo-1,2-dihydroquinolin-5-yl)ethylamino]methyl]-cyclohexylcarbamoyl)ethyl]piperidin-4-yl ester	682.7
15	42 Biphenyl-2-ylcarbamic acid 1-[2-[(1 <i>R</i> ,3 <i>S</i> )-3-[[ <i>(R)</i> -2-hydroxy-2-(8-hydroxy-2-oxo-1,2-dihydroquinolin-5-yl)ethylamino]-cyclopentanecarbonyl]amino]ethyl]piperidin-4-yl ester	654.8
	43 Biphenyl-2-ylcarbamic acid 1-[2-[(3-[[ <i>(R)</i> -2-hydroxy-2-(8-hydroxy-2-oxo-1,2-dihydroquinolin-5-yl)ethylamino]methyl]-benzoyl)methylamino]ethyl]piperidin-4-yl ester	690.4
20	44 Biphenyl-2-ylcarbamic acid 1-[2-[(4-[[ <i>(R)</i> -2-hydroxy-2-(8-hydroxy-2-oxo-1,2-dihydroquinolin-5-yl)ethylamino]methyl]-cyclohexanecarbonyl)methylamino]ethyl]piperidin-4-yl ester	696.5
	45 Biphenyl-2-ylcarbamic acid 1-[2-(4-[[2-hydroxy-2-(8-hydroxy-2-oxo-1,2-dihydroquinolin-5-yl)ethylamino]methyl]phenylcarbamoyl)ethyl]piperidin-4-yl ester	NA
25	46 Biphenyl-2-ylcarbamic acid 1-[2-(4-[( <i>S</i> )-1-[[ <i>(R)</i> -2-hydroxy-2-(8-hydroxy-2-oxo-1,2-dihydroquinolin-5-yl)ethylamino]ethyl]phenylcarbamoyl)ethyl]piperidin-4-yl ester	690.7
	47 Biphenyl-2-ylcarbamic acid 1-[2-(4-[( <i>R</i> )-1-[[ <i>(R)</i> -2-hydroxy-2-(8-hydroxy-2-oxo-1,2-dihydroquinolin-5-yl)ethylamino]ethyl]phenylcarbamoyl)ethyl]piperidin-4-yl ester	690.7
30	48 Biphenyl-2-ylcarbamic acid 1-[( <i>S</i> )-1-{5-[[ <i>(R)</i> -2-hydroxy-2-(8-hydroxy-2-oxo-1,2-dihydroquinolin-5-yl)ethylamino]pentanoyl}pyrrolidin-2-ylmethyl]piperidin-4-yl ester	682.7
	49 Biphenyl-2-ylcarbamic acid 1-[( <i>S</i> )-1-(4-[[ <i>(R)</i> -2-hydroxy-2-(8-hydroxy-2-oxo-1,2-dihydroquinolin-5-yl)ethylamino]methyl]-benzoyl)pyrrolidin-2-ylmethyl]piperidin-4-yl ester	716.8
35	50 Biphenyl-2-ylcarbamic acid 1-[2-(4-[[ <i>(R)</i> -2-(3-formylamino-4-hydroxy-phenyl)-2-hydroxy-ethylamino]methyl]phenylcarbamoyl)ethyl]piperidin-4-yl ester	652.6
	51 Biphenyl-2-ylcarbamic acid 1-[2-(4-[( <i>R</i> )-1-[[ <i>(R)</i> -2-(3-formylamino-4-hydroxy-phenyl)-2-hydroxy-ethylamino]ethyl]phenylcarbamoyl)ethyl]piperidin-4-yl ester	666.5
40	52 Biphenyl-2-ylcarbamic acid 1-[2-(4-chloro-3-[[ <i>(R)</i> -2-hydroxy-2-(8-hydroxy-2-oxo-1,2-dihydroquinolin-5-yl)ethylamino]methyl]phenylcarbamoyl)ethyl]piperidin-4-yl ester	710.5
	53 N-{2-[4-(3-Biphenyl-2-yl-ureido)-piperidin-1-yl]ethyl}-4-[[ <i>(R)</i> -2-hydroxy-2-(8-hydroxy-2-oxo-1,2-dihydroquinolin-5-yl)ethylamino]methyl]benzamide	675.5
45	54 1-Biphenyl-2-yl-3-{1-[3-(4-{2-[[ <i>(R)</i> -2-hydroxy-2-(8-hydroxy-2-oxo-1,2-dihydroquinolin-5-yl)ethylamino]ethyl]piperidin-1-yl}-3-oxo-propyl]piperidin-4-yl}urea	681.7
	55 3-[4-(3-Biphenyl-2-yl-ureido)piperidin-1-yl]-N-(3-[[ <i>(R)</i> -2-hydroxy-2-(8-hydroxy-2-oxo-1,2-dihydroquinolin-5-yl)ethylamino]methyl]-benzyl)propionamide	689.5
50	56 Biphenyl-2-ylcarbamic acid 1-(2-fluoro-3-[[ <i>(R)</i> -2-hydroxy-2-(8-hydroxy-2-oxo-1,2-dihydroquinolin-5-yl)ethylamino]methyl]-benzyl)piperidin-4-yl ester	637.5
	57 Biphenyl-2-ylcarbamic acid 1-[2-(3-[[ <i>(R)</i> -2-hydroxy-2-(8-hydroxy-2-oxo-1,2-dihydroquinolin-5-yl)ethylaminomethyl]-4-methyl-phenylcarbamoyl)ethyl]piperidin-4-yl ester	690.4
55	58 Biphenyl-2-ylcarbamic acid 1-[2-(2-chloro-5-[[ <i>(R)</i> -2-hydroxy-2-(8-hydroxy-2-oxo-1,2-dihydroquinolin-5-yl)ethylamino]methyl]phenylcarbamoyl)ethyl]piperidin-4-yl ester	710.6
	59 Biphenyl-2-ylcarbamic acid 1-[2-(2,6-dichloro-4-[[ <i>(R)</i> -2-hydroxy-2-(8-hydroxy-2-oxo-1,2-dihydroquinolin-5-yl)ethylamino]methyl]phenylcarbamoyl)ethyl]piperidin-4-yl ester	745.2

EP 3 012 254 A1

(continued)

Ex.	Compound	MS
5	60 Biphenyl-2-ylcarbamic acid 1-[1-(4-[[ <i>(R)</i> -2-hydroxy-2-(8-hydroxy-2-oxo-1,2-dihydroquinolin-5-yl)ethylamino]methyl]benzoyl)-piperidin-4-ylmethyl]piperidin-4-yl ester	730.8
	61 Biphenyl-2-ylcarbamic acid 1-[2-(4-[[ <i>(R)</i> -2-(3-formylamino-4-hydroxy-phenyl)-2-hydroxyethylamino]methyl]-benzoylamino)ethyl]piperidin-4-yl ester	652.5
10	62 Biphenyl-2-ylcarbamic acid 1-[2-[ethyl-(4-[[ <i>(R)</i> -2-hydroxy-2-(8-hydroxy-2-oxo-1,2-dihydroquinolin-5-yl)ethylamino]methyl]phenyl)carbamoyl]ethyl]piperidin-4-yl ester	704.5
	63 Biphenyl-2-ylcarbamic acid 1-(3-{4-[[ <i>(R)</i> -2-hydroxy-2-(8-hydroxy-2-oxo-1,2-dihydroquinolin-5-yl)ethylamino]piperidin-1-yl]-3-oxopropyl)piperidin-4-yl ester	NA
15	64 Biphenyl-2-ylcarbamic acid 1-[2-(4-{2-[[ <i>(R)</i> -2-hydroxy-2-(8-hydroxy-2-oxo-1,2-dihydroquinolin-5-yl)ethylamino]ethyl]phenylcarbamoyl)ethyl]piperidin-4-yl ester	690.3
	65 Biphenyl-2-ylcarbamic acid 1-{2-[[5-[[ <i>(R)</i> -2-hydroxy-2-(8-hydroxy-2-oxo-1,2-dihydroquinolin-5-yl)ethylamino]methyl]-thiophene-2-carbonyl]amino]ethyl]piperidin-4-yl ester	682.5
20	66 Biphenyl-2-ylcarbamic acid 1-[2-[[4-[[ <i>(R)</i> -2-hydroxy-2-(8-hydroxy-2-oxo-1,2-dihydroquinolin-5-yl)ethylamino]methyl]-3-nitro-benzoyl)methylamino]ethyl]piperidin-4-yl ester	735.7
	67 Biphenyl-2-ylcarbamic acid 1-[2-(4-[[ <i>(R)</i> -2-(3-formylamino-4-hydroxyphenyl)-2-hydroxyethylamino]methyl]-cyclohexylcarbamoyl)ethyl]piperidin-4-yl ester	658.8
25	68 Biphenyl-2-ylcarbamic acid 1-[2-[(4-[[ <i>(R)</i> -2-hydroxy-2-(8-hydroxy-2-oxo-1,2-dihydroquinolin-5-yl)ethylamino]cyclohexanecarbonyl)-methylamino]ethyl]piperidin-4-yl ester	682.7
	69 Biphenyl-2-ylcarbamic acid 1-(2-fluoro-3-{4-[[ <i>(R)</i> -2-hydroxy-2-(8-hydroxy-2-oxo-1,2-dihydroquinolin-5-yl)ethylamino]piperidin-1-ylmethyl]benzyl)piperidin-4-yl ester	720.5
30	70 Biphenyl-2-ylcarbamic acid 1-{2-[[6-[[ <i>(R)</i> -2-hydroxy-2-(8-hydroxy-2-oxo-1,2-dihydroquinolin-5-yl)ethylamino]methyl]pyridine-3-carbonyl]amino]ethyl]piperidin-4-yl ester	677.5
	71 Biphenyl-2-ylcarbamic acid 1-[3-(4-[[ <i>(R)</i> -2-hydroxy-2-(8-hydroxy-2-oxo-1,2-dihydroquinolin-5-yl)ethylamino]methyl]piperidin-1-yl)-propyl]piperidin-4-yl ester	654.5
35	72 Biphenyl-2-ylcarbamic acid 1-[2-(4-{2-[[ <i>(R)</i> -2-(3-formylamino-4-hydroxyphenyl)-2-hydroxy-ethylamino]ethyl]phenylcarbamoyl)ethyl]piperidin-4-yl ester	666.5
	73 Biphenyl-2-ylcarbamic acid 1-[2-(4-{2-[[ <i>(R)</i> -2-hydroxy-2-(8-hydroxy-2-oxo-1,2-dihydroquinolin-5-yl)ethylamino]ethyl]phenylamino)benzyl]piperidin-4-yl ester	690.3
40	74 Biphenyl-2-ylcarbamic acid 1-[2-fluoro-3-(4-{2-[[ <i>(R)</i> -2-hydroxy-2-(8-hydroxy-2-oxo-1,2-dihydroquinolin-5-yl)ethylamino]ethyl]piperidin-1-ylmethyl)benzyl]piperidin-4-yl ester	748.5
	75 Biphenyl-2-ylcarbamic acid 1-[3-(4-{2-[[ <i>(R)</i> -2-hydroxy-2-(8-hydroxy-2-oxo-1,2-dihydroquinolin-5-yl)ethylamino]ethyl]phenylamino)propyl]piperidin-4-yl ester	676.4
45	76 Biphenyl-2-ylcarbamic acid 1-[2-(3-chloro-4-[[ <i>(R)</i> -2-hydroxy-2-(8-hydroxy-2-oxo-1,2-dihydroquinolin-5-yl)ethylamino]methyl]phenylcarbamoyl)ethyl]piperidin-4-yl ester	710.2
	77 Biphenyl-2-ylcarbamic acid 1-[2-(4-[[ <i>(R)</i> -2-hydroxy-2-(8-hydroxy-2-oxo-1,2-dihydroquinolin-5-yl)ethylamino]methyl]-2-trifluoromethoxy-phenylcarbamoyl)ethyl]piperidin-4-yl ester	769.2
50	78 Biphenyl-2-ylcarbamic acid 1-[3-(3-(4-{2-[[ <i>(R)</i> -2-hydroxy-2-(8-hydroxy-2-oxo-1,2-dihydroquinolin-5-yl)ethylamino]ethyl]phenylamino)phenyl]propyl]piperidin-4-yl ester	752.6
	79 Biphenyl-2-ylcarbamic acid 1-[3-(4-{2-[[ <i>(S)</i> -2-hydroxy-2-(8-hydroxy-2-oxo-1,2-dihydroquinolin-5-yl)ethylamino]ethyl]phenylamino)benzyl]piperidin-4-yl ester	NA
55	80 Biphenyl-2-ylcarbamic acid 1-[2-(4-[[ <i>(R)</i> -2-hydroxy-2-(8-hydroxy-2-oxo-1,2-dihydroquinolin-5-yl)ethylamino]methyl]-2-iodo-phenylcarbamoyl)ethyl]piperidin-4-yl ester	802.1
	81 Biphenyl-2-ylcarbamic acid 1-[2-(2-chloro-4-[[ <i>(R)</i> -2-hydroxy-2-(8-hydroxy-2-oxo-1,2-dihydroquinolin-5-yl)ethylamino]methyl]-6-methylphenylcarbamoyl)ethyl]piperidin-4-yl ester	724.2

(continued)

Ex.	Compound	MS
5	82 Biphenyl-2-ylcarbamic acid 1-(2-{5-[2-hydroxy-2-(8-hydroxy-2-oxo-1,2-dihydroquinolin-5-yl)ethylamino]pentylcarbamoyl}ethyl)-piperidin-4-yl ester	656.5
	83 Biphenyl-2-ylcarbamic acid 1-[2-(2-bromo-4-[( <i>R</i> )-2-hydroxy-2-(8-hydroxy-2-oxo-1,2-dihydroquinolin-5-yl)ethylamino]methyl]phenylcarbamoyl)ethyl]piperidin-4-yl ester	756.2
10	84 Biphenyl-2-ylcarbamic acid 1-[3-[2-(4-{2-[( <i>R</i> )-2-hydroxy-2-(8-hydroxy-2-oxo-1,2-dihydroquinolin-5-yl)ethylamino]ethyl}phenylamino)-phenyl]propyl]piperidin-4-yl ester	752.8
	85 Biphenyl-2-ylcarbamic acid 1-[2-fluoro-3-(4-{3-[( <i>R</i> )-2-hydroxy-2-(8-hydroxy-2-oxo-1,2-dihydroquinolin-5-yl)ethylamino]propyl}piperidin-1-ylmethyl)benzyl]piperidin-4-yl ester	762.8
15	86 Biphenyl-2-ylcarbamic acid 1-[2-(4-[( <i>R</i> )-2-hydroxy-2-(8-hydroxy-2-oxo-1,2-dihydroquinolin-5-yl)ethylamino]methyl)-2-methoxy-phenylcarbamoyl)ethyl]piperidin-4-yl ester	706.3
	87 Biphenyl-2-ylcarbamic acid 1-[5-(4-{2-[( <i>R</i> )-2-hydroxy-2-(8-hydroxy-2-oxo-1,2-dihydroquinolin-5-yl)ethylamino]ethyl}phenylamino)pentyl]piperidin-4-yl ester	704.3
20	88 Biphenyl-2-ylcarbamic acid 1-[2-[1-(4-{2-[( <i>R</i> )-2-hydroxy-2-(8-hydroxy-2-oxo-1,2-dihydroquinolin-5-yl)ethylamino]ethyl}phenyl)-piperidin-4-yl]ethyl]piperidin-4-yl ester	730.8
	89 Biphenyl-2-ylcarbamic acid 1-[2-(4-{2-[( <i>R</i> )-2-hydroxy-2-(8-hydroxy-2-oxo-1,2-dihydroquinolin-5-yl)ethylamino]-1-methyl-ethyl}phenylcarbamoyl)ethyl]piperidin-4-yl ester	704.4
25	90 Biphenyl-2-ylcarbamic acid 1-[2-[4-(4-{2-[( <i>R</i> )-2-hydroxy-2-(8-hydroxy-2-oxo-1,2-dihydroquinolin-5-yl)ethylamino]ethyl}phenylamino)cyclohexyl]ethyl]piperidin-4-yl ester	744.4
	91 Biphenyl-2-ylcarbamic acid 1-[2-(2-fluoro-4-[( <i>R</i> )-2-hydroxy-2-(8-hydroxy-2-oxo-1,2-dihydroquinolin-5-yl)ethylamino]methyl]phenylcarbamoyl)ethyl]piperidin-4-yl ester	694.3
30	92 Biphenyl-2-ylcarbamic acid 1-[2-[3-(4-{2-[( <i>R</i> )-2-hydroxy-2-(8-hydroxy-2-oxo-1,2-dihydroquinolin-5-yl)ethylamino]ethyl}phenylamino)phenyl]ethyl]piperidin-4-yl ester	738.8
	93 Biphenyl-2-ylcarbamic acid 1-[2-(2,5-difluoro-4-[( <i>R</i> )-2-hydroxy-2-(8-hydroxy-2-oxo-1,2-dihydroquinolin-5-yl)ethylamino]methyl]phenylcarbamoyl)ethyl]piperidin-4-yl ester	712.3
35	94 Biphenyl-2-ylcarbamic acid 1-[2-(4-{2-[( <i>R</i> )-2-hydroxy-2-(8-hydroxy-2-oxo-1,2-dihydroquinolin-5-yl)ethylamino]ethyl}-benzoylamino)ethyl]piperidin-4-yl ester	690.3
	95 Biphenyl-2-ylcarbamic acid 1-[6-(4-[( <i>R</i> )-2-hydroxy-2-(8-hydroxy-2-oxo-1,2-dihydroquinolin-5-yl)ethylamino]methyl]piperidin-1-ylmethyl)pyridin-2-ylmethyl]piperidin-4-yl ester	717.5
40	96 Biphenyl-2-ylcarbamic acid 1-[2-(4-{2-[( <i>R</i> )-2-hydroxy-2-(8-hydroxy-2-oxo-1,2-dihydroquinolin-5-yl)ethylamino]ethyl}-naphthalen-1-ylcarbamoyl)ethyl]piperidin-4-yl ester	740.6
	97 Biphenyl-2-ylcarbamic acid 1-[2-[1-(4-[( <i>R</i> )-2-hydroxy-2-(8-hydroxy-2-oxo-1,2-dihydroquinolin-5-yl)ethylamino]methyl)-benzoyl]piperidin-4-yl]ethyl]piperidin-4-yl ester	744.4
45	98 Biphenyl-2-ylcarbamic acid 1-[3-(4-{3-[( <i>R</i> )-2-hydroxy-2-(8-hydroxy-2-oxo-1,2-dihydroquinolin-5-yl)ethylamino]propionylamino}phenyl)propyl]piperidin-4-yl ester	704.2
	99 Biphenyl-2-ylcarbamic acid 1-[3-(4-[( <i>R</i> )-2-hydroxy-2-(8-hydroxy-2-oxo-1,2-dihydroquinolin-5-yl)ethylamino]methyl)phenoxy)-propyl]piperidin-4-yl ester	663.7
50	100 Biphenyl-2-ylcarbamic acid 1-[2-(5-[( <i>R</i> )-2-hydroxy-2-(8-hydroxy-2-oxo-1,2-dihydroquinolin-5-yl)ethylamino]methyl)-1H-benzimidazol-2-yl)ethyl]piperidin-4-yl ester	673.7
	101 Biphenyl-2-ylcarbamic acid 1-[2-(4-{3-[( <i>R</i> )-2-hydroxy-2-(8-hydroxy-2-oxo-1,2-dihydroquinolin-5-yl)ethylamino]propionylamino}cyclohexyl)ethyl]piperidin-4-yl ester	696.4
55	102 Biphenyl-2-ylcarbamic acid 1-[2-(4-{5-[( <i>R</i> )-2-hydroxy-2-(8-hydroxy-2-oxo-1,2-dihydroquinolin-5-yl)ethylamino]pentanoylamino}cyclohexyl)ethyl]piperidin-4-yl ester	724.4
	103 Biphenyl-2-ylcarbamic acid 1-[2-(4-{6-[( <i>R</i> )-2-hydroxy-2-(8-hydroxy-2-oxo-1,2-dihydroquinolin-5-yl)ethylamino]-hexanoylamino}cyclohexyl)ethyl]piperidin-4-yl ester	738.4



(continued)

Ex.	Compound	MS
5	104 Biphenyl-2-ylcarbamic acid 1-[2-(1-{3-[( <i>R</i> )-2-hydroxy-2-(8-hydroxy-2-oxo-1,2-dihydroquinolin-5-yl)ethylamino]propionyl}piperidin-4-yl)ethyl]piperidin-4-yl ester	682.4
	105 Biphenyl-2-ylcarbamic acid 1-[2-[3-(4-{[( <i>R</i> )-2-hydroxy-2-(8-hydroxy-2-oxo-1,2-dihydroquinolin-5-yl)ethylamino]methyl}phenyl)ureido]ethyl]piperidin-4-yl ester	691.7
10	106 Biphenyl-2-ylcarbamic acid 1-[2-[(2-{4-[( <i>R</i> )-2-hydroxy-2-(8-hydroxy-2-oxo-1,2-dihydroquinolin-5-yl)ethylamino]cyclohexyl}-ethyl)methylamino]ethyl]piperidin-4-yl ester	682.7
	107 Biphenyl-2-ylcarbamic acid 1-[2-(2,3,5,6-tetrafluoro-4-{[( <i>R</i> )-2-hydroxy-2-(8-hydroxy-2-oxo-1,2-dihydroquinolin-5-yl)ethylamino]methyl}phenylcarbamoyl)ethyl]piperidin-4-yl ester	748.2
15	108 Biphenyl-2-ylcarbamic acid 1-[2-(4-{[( <i>R</i> )-2-hydroxy-2-(8-hydroxy-2-oxo-1,2-dihydroquinolin-5-yl)ethylamino]methyl}-2,6-diiodo-phenylcarbamoyl)ethyl]piperidin-4-yl ester	928.0
	109 Biphenyl-2-ylcarbamic acid 1-[2-(1-{4-[( <i>R</i> )-2-hydroxy-2-(8-hydroxy-2-oxo-1,2-dihydroquinolin-5-yl)ethylamino]butyryl}piperidin-4-yl)ethyl]piperidin-4-yl ester	696.4
20	110 Biphenyl-2-ylcarbamic acid 1-[2-(1-{5-[( <i>R</i> )-2-hydroxy-2-(8-hydroxy-2-oxo-1,2-dihydroquinolin-5-yl)ethylamino]pentanoyl}piperidin-4-yl)ethyl]piperidin-4-yl ester	710.4
	111 Biphenyl-2-ylcarbamic acid 1-[2-(1-{6-[( <i>R</i> )-2-hydroxy-2-(8-hydroxy-2-oxo-1,2-dihydroquinolin-5-yl)ethylamino]hexanoyl}piperidin-4-yl)ethyl]piperidin-4-yl ester	724.4
25	112 Biphenyl-2-ylcarbamic acid 1-[2-(4-{[( <i>R</i> )-2-hydroxy-2-(8-hydroxy-2-oxo-1,2-dihydroquinolin-5-yl)ethylamino]methyl}-benzylcarbamoyl)ethyl]piperidin-4-yl ester	690.5
	113 Biphenyl-2-ylcarbamic acid 1-[2-(4-{[( <i>R</i> )-2-(3-formylamino-4-hydroxy-phenyl)-2-hydroxyethylamino]methyl}-benzylcarbamoyl)ethyl]piperidin-4-yl ester	666.5
30	114 Biphenyl-2-ylcarbamic acid 1-[2-[3-(4-{[( <i>R</i> )-2-hydroxy-2-(8-hydroxy-2-oxo-1,2-dihydroquinolin-5-yl)ethylamino]methyl}-benzyl)ureido]ethyl]piperidin-4-yl ester	705.6
	115 Biphenyl-2-ylcarbamic acid 1-[2-[3-(4-{[( <i>R</i> )-2-(3-formylamino-4-hydroxyphenyl)-2-hydroxyethylamino]methyl}benzyl)-ureido]ethyl]piperidin-4-yl ester	681.7
35	116 Biphenyl-2-ylcarbamic acid 1-[2-(4-{[( <i>R</i> )-2-hydroxy-2-(8-hydroxy-2-oxo-1,2-dihydroquinolin-5-yl)ethylamino]methyl}-2-methyl-phenylcarbamoyl)ethyl]piperidin-4-yl ester	690.4
	117 Biphenyl-2-ylcarbamic acid 1-(3-{4-[2-(4-{[( <i>R</i> )-2-hydroxy-2-(8-hydroxy-2-oxo-1,2-dihydroquinolin-5-yl)ethylamino]methyl}piperidin-1-yl)ethyl]phenoxy}propyl)-piperidin-4-yl ester	774.4
40	118 Biphenyl-2-ylcarbamic acid 1-[2-(3-{2-[( <i>R</i> )-2-hydroxy-2-(8-hydroxy-2-oxo-1,2-dihydroquinolin-5-yl)ethylamino]ethyl}-benzylcarbamoyl)ethyl]piperidin-4-yl ester	690.4
	119 Biphenyl-2-ylcarbamic acid 1-[2-(3-{[( <i>R</i> )-2-hydroxy-2-(8-hydroxy-2-oxo-1,2-dihydroquinolin-5-yl)ethylamino]methyl}phenoxy)ethyl]piperidin-4-yl ester	649.5
45	120 Biphenyl-2-ylcarbamic acid 1-(2-{[2-(4-{[( <i>R</i> )-2-hydroxy-2-(8-hydroxy-2-oxo-1,2-dihydroquinolin-5-yl)ethylamino]methyl}phenoxy)acetyl]methylamino}ethyl)-piperidin-4-yl ester	720.4
	121 Biphenyl-2-ylcarbamic acid 1-(2-{[2-(3-{[( <i>R</i> )-2-hydroxy-2-(8-hydroxy-2-oxo-1,2-dihydroquinolin-5-yl)ethylamino]methyl}phenoxy)acetyl]methylamino}ethyl)-piperidin-4-yl ester	720.4
50	122 Biphenyl-2-ylcarbamic acid 1-[2-[(5-{[( <i>R</i> )-2-hydroxy-2-(8-hydroxy-2-oxo-1,2-dihydroquinolin-5-yl)ethylamino]methyl}furan-2-carbonyl)methylamino]ethyl]piperidin-4-yl ester	680.3
	123 Biphenyl-2-ylcarbamic acid 1-[2-[(5-{[( <i>R</i> )-2-hydroxy-2-(8-hydroxy-2-oxo-1,2-dihydroquinolin-5-yl)ethylamino]methyl}-thiophene-2-carbonyl)methylamino]ethyl]piperidin-4-yl ester	696.2
55	124 Biphenyl-2-ylcarbamic acid 1-[2-(4-{2-[( <i>R</i> )-2-hydroxy-2-(8-hydroxy-2-oxo-1,2-dihydroquinolin-5-yl)ethylamino]ethoxy}phenoxy)ethyl]piperidin-4-yl ester	679.3
	125 Biphenyl-2-ylcarbamic acid 1-[2-(4-(4-{[( <i>R</i> )-2-hydroxy-2-(8-hydroxy-2-oxo-1,2-dihydroquinolin-5-yl)ethylamino]methyl}-benzoylamino)cyclohexyl)ethyl]piperidin-4-yl ester	758.4

EP 3 012 254 A1

(continued)

Ex.	Compound	MS
5	126 Biphenyl-2-ylcarbamic acid 1-(2-{4-[2-(2-[( <i>R</i> )-2-hydroxy-2-(8-hydroxy-2-oxo-1,2-dihydroquinolin-5-yl)ethylamino]methyl}phenoxy)acetyl]amino]cyclohexyl)ethyl)-piperidin-4-yl ester	788.4
	127 Biphenyl-2-ylcarbamic acid 1-(2-{4-[2-(3-[( <i>R</i> )-2-hydroxy-2-(8-hydroxy-2-oxo-1,2-dihydroquinolin-5-yl)ethylamino]methyl}phenoxy)acetyl]amino]cyclohexyl)ethyl)-piperidin-4-yl ester	788.4
10	128 Biphenyl-2-ylcarbamic acid 1-(2-{4-[2-(4-[( <i>R</i> )-2-hydroxy-2-(8-hydroxy-2-oxo-1,2-dihydroquinolin-5-yl)ethylamino]methyl}phenoxy)acetyl]amino]cyclohexyl)ethyl)-piperidin-4-yl ester	788.4
	129 Biphenyl-2-ylcarbamic acid 1-(2-{4-[2-(5-[( <i>R</i> )-2-hydroxy-2-(8-hydroxy-2-oxo-1,2-dihydroquinolin-5-yl)ethylamino]methyl}furan-2-carbonyl)amino]cyclohexyl)ethyl)piperidin-4-yl ester	748.4
15	130 Biphenyl-2-ylcarbamic acid 1-(2-{4-[2-(5-[( <i>R</i> )-2-hydroxy-2-(8-hydroxy-2-oxo-1,2-dihydroquinolin-5-yl)ethylamino]methyl}-thiophene-2-carbonyl)amino]cyclohexyl)ethyl)piperidin-4-yl ester	764.4
	131 Biphenyl-2-ylcarbamic acid 1-(2-{1-[2-(2-[( <i>R</i> )-2-hydroxy-2-(8-hydroxy-2-oxo-1,2-dihydroquinolin-5-yl)ethylamino]methyl}phenoxy)acetyl]piperidin-4-yl}ethyl)-piperidin-4-yl ester	774.4
20	132 Biphenyl-2-ylcarbamic acid 1-(2-{1-[2-(3-[( <i>R</i> )-2-hydroxy-2-(8-hydroxy-2-oxo-1,2-dihydroquinolin-5-yl)ethylamino]methyl}phenoxy)acetyl]piperidin-4-yl}ethyl)-piperidin-4-yl ester	774.4
	133 Biphenyl-2-ylcarbamic acid 1-(2-{1-[2-(4-[( <i>R</i> )-2-hydroxy-2-(8-hydroxy-2-oxo-1,2-dihydroquinolin-5-yl)ethylamino]methyl}phenoxy)acetyl]piperidin-4-yl}ethyl)-piperidin-4-yl ester	774.4
25	134 Biphenyl-2-ylcarbamic acid 1-(2-[1-(5-[( <i>R</i> )-2-hydroxy-2-(8-hydroxy-2-oxo-1,2-dihydroquinolin-5-yl)ethylamino]methyl}furan-2-carbonyl)piperidin-4-yl]ethyl)piperidin-4-yl ester	734.4
	135 Biphenyl-2-ylcarbamic acid 1-(2-[1-(5-[( <i>R</i> )-2-hydroxy-2-(8-hydroxy-2-oxo-1,2-dihydroquinolin-5-yl)ethylamino]methyl}-thiophene-2-carbonyl)piperidin-4-yl]ethyl)piperidin-4-yl ester	750.2
30	136 Biphenyl-2-ylcarbamic acid 1-(2-[4-(3-[( <i>R</i> )-2-hydroxy-2-(8-hydroxy-2-oxo-1,2-dihydroquinolin-5-yl)ethylamino]methyl)-benzoylamino]phenyl)ethyl)piperidin-4-yl ester	752.4
	137 Biphenyl-2-ylcarbamic acid 1-(2-[4-(4-[( <i>R</i> )-2-hydroxy-2-(8-hydroxy-2-oxo-1,2-dihydroquinolin-5-yl)ethylamino]methyl)-benzoylamino]phenyl)ethyl)piperidin-4-yl ester	752.4
35	138 Biphenyl-2-ylcarbamic acid 1-(2-{4-[2-(2-[( <i>R</i> )-2-hydroxy-2-(8-hydroxy-2-oxo-1,2-dihydroquinolin-5-yl)ethylamino]methyl}phenoxy)acetyl]amino]phenyl)ethyl)-piperidin-4-yl ester	782.4
	139 Biphenyl-2-ylcarbamic acid 1-(2-{4-[2-(3-[( <i>R</i> )-2-hydroxy-2-(8-hydroxy-2-oxo-1,2-dihydroquinolin-5-yl)ethylamino]methyl}phenoxy)acetyl]amino]phenyl)ethyl)-piperidin-4-yl ester	782.4
40	140 Biphenyl-2-ylcarbamic acid 1-(2-{4-[2-(4-[( <i>R</i> )-2-hydroxy-2-(8-hydroxy-2-oxo-1,2-dihydroquinolin-5-yl)ethylamino]methyl}phenoxy)acetyl]amino]phenyl)ethyl)-piperidin-4-yl ester	782.4
	141 Biphenyl-2-ylcarbamic acid 1-(2-{4-[2-(5-[( <i>R</i> )-2-hydroxy-2-(8-hydroxy-2-oxo-1,2-dihydroquinolin-5-yl)ethylamino]methyl}furan-2-carbonyl)amino]phenyl)ethyl)piperidin-4-yl ester	742.4
45	142 Biphenyl-2-ylcarbamic acid 1-(2-{4-[2-(5-[( <i>R</i> )-2-hydroxy-2-(8-hydroxy-2-oxo-1,2-dihydroquinolin-5-yl)ethylamino]methyl}-thiophene-2-carbonyl)amino]phenyl)ethyl)piperidin-4-yl ester	758.2
	143 Biphenyl-2-ylcarbamic acid 1-(2-[4-(3-[( <i>R</i> )-2-hydroxy-2-(8-hydroxy-2-oxo-1,2-dihydroquinolin-5-yl)ethylamino]methyl)-benzoylamino]cyclohexyl)ethyl)piperidin-4-yl ester	758.4
50	144 Biphenyl-2-ylcarbamic acid 1-[3-(3-[( <i>R</i> )-2-hydroxy-2-(8-hydroxy-2-oxo-1,2-dihydroquinolin-5-yl)ethylamino]methyl}phenoxy)-propyl]piperidin-4-yl ester	663.4
	145 Biphenyl-2-ylcarbamic acid 1-[2-hydroxy-3-(4-{2-[( <i>R</i> )-2-hydroxy-2-(8-hydroxy-2-oxo-1,2-dihydroquinolin-5-yl)ethylamino]ethyl}phenylamino)propyl]piperidin-4-yl ester	692.3
55	146 Biphenyl-2-ylcarbamic acid 1-[4-(4-{2-[( <i>R</i> )-2-hydroxy-2-(8-hydroxy-2-oxo-1,2-dihydroquinolin-5-yl)ethylamino]ethyl}phenylamino)butyl]piperidin-4-yl ester	690.4
	147 Biphenyl-2-ylcarbamic acid 1-(2-[4-(2-[( <i>R</i> )-2-hydroxy-2-(8-hydroxy-2-oxo-1,2-dihydroquinolin-5-yl)ethylamino]acetyl)-methyl}phenylcarbonyl)ethyl)piperidin-4-yl ester	733.3

EP 3 012 254 A1

(continued)

Ex.	Compound	MS
5	148 Biphenyl-2-ylcarbamic acid 1-{2-[4-(2-{2-[( <i>R</i> )-2-hydroxy-2-(8-hydroxy-2-oxo-1,2-dihydroquinolin-5-yl)ethylamino]acetyl amino}-ethyl)phenylcarbamoylethyl] piperidin-4-yl ester	747.4
	149 Biphenyl-2-ylcarbamic acid 1-{2-[(4-[( <i>R</i> )-2-hydroxy-2-(8-hydroxy-2-oxo-1,2-dihydroquinolin-5-yl)ethylamino]methyl] - cyclohexylmethyl)carbamoylethyl]piperidin-4-yl ester	696.6
10	150 Biphenyl-2-ylcarbamic acid 1-(2-{6-[( <i>R</i> )-2-hydroxy-2-(8-hydroxy-2-oxo-1,2-dihydroquinolin-5-yl)ethylamino]hexanoylamino}-ethyl)piperidin-4-yl ester	656.6
	151 Biphenyl-2-ylcarbamic acid 1-[2-(3-{2-[( <i>R</i> )-2-hydroxy-2-(8-hydroxy-2-oxo-1,2-dihydroquinolin-5-yl)ethylamino]ethoxy}phenoxy)ethyl]piperidin-4-yl ester	679.3
15	152 Biphenyl-2-ylcarbamic acid 1-[2-(2-{2-[( <i>S</i> )-2-hydroxy-2-(8-hydroxy-2-oxo-1,2-dihydroquinolin-5-yl)ethylamino]ethoxy}phenoxy)ethyl]piperidin-4-yl ester	679.3
	153 Biphenyl-2-ylcarbamic acid 1-[2-(2-{[( <i>R</i> )-2-hydroxy-2-(8-hydroxy-2-oxo-1,2-dihydroquinolin-5-yl)ethylamino]methyl}phenoxy)benzyl]piperidin-4-yl ester	711.3
20	154 Biphenyl-2-ylcarbamic acid 1-(2-{6-[( <i>R</i> )-2-hydroxy-2-(8-hydroxy-2-oxo-1,2-dihydroquinolin-5-yl)ethylamino]hexylcarbamoylethyl] piperidin-4-yl ester	670.4
	155 Biphenyl-2-ylcarbamic acid 1-[2-({(1 <i>R</i> ,3 <i>S</i> )-3-[( <i>R</i> )-2-hydroxy-2-(8-hydroxy-2-oxo-1,2-dihydroquinolin-5-yl)ethylamino]cyclopentanecarbonyl)amino)ethyl]piperidin-4-yl ester	654.8
25	156 Biphenyl-2-ylcarbamic acid 1-[3-(4-{3-[( <i>R</i> )-2-hydroxy-2-(8-hydroxy-2-oxo-1,2-dihydroquinolin-5-yl)ethylamino]propyl}phenyl)propyl]piperidin-4-yl ester	675.5
	157 Biphenyl-2-ylcarbamic acid 1-[3-(4-{2-[( <i>R</i> )-2-hydroxy-2-(8-hydroxy-2-oxo-1,2-dihydroquinolin-5-yl)ethylamino]ethyl}phenyl)propyl]piperidin-4-yl ester	661.3
30	158 Biphenyl-2-ylcarbamic acid 1-[4-(4-{2-[( <i>R</i> )-2-hydroxy-2-(8-hydroxy-2-oxo-1,2-dihydroquinolin-5-yl)ethylamino]ethyl}phenyl)butyl]piperidin-4-yl ester	675.5
	159 Biphenyl-2-ylcarbamic acid 1-[3-(5-{3-[( <i>R</i> )-2-hydroxy-2-(8-hydroxy-2-oxo-1,2-dihydroquinolin-5-yl)ethylamino]propyl}furan-2-yl)propyl]piperidin-4-yl ester	665.6
35	160 Biphenyl-2-ylcarbamic acid 1-[2-[3-(4-{2-[( <i>R</i> )-2-hydroxy-2-(8-hydroxy-2-oxo-1,2-dihydroquinolin-5-yl)ethylamino]ethyl}phenyl)-1-methylureido]ethyl]piperidin-4-yl ester	719.2
	161 Biphenyl-2-ylcarbamic acid 1-[2-[1-(4-{2-[( <i>R</i> )-2-hydroxy-2-(8-hydroxy-2-oxo-1,2-dihydroquinolin-5-yl)ethylamino]ethyl}phenylcarbamoylethyl]piperidin-4-yl)ethyl]piperidin-4-yl ester	773.3
40	162 Biphenyl-2-ylcarbamic acid 1-[3-(3-{3-[( <i>R</i> )-2-hydroxy-2-(8-hydroxy-2-oxo-1,2-dihydroquinolin-5-yl)ethylamino]propyl}phenyl)propyl]piperidin-4-yl ester	675.5
	163 Biphenyl-2-ylcarbamic acid 1-[3-(5-{3-[( <i>R</i> )-2-hydroxy-2-(8-hydroxy-2-oxo-1,2-dihydroquinolin-5-yl)ethylamino]propyl}tetrahydrofuran-2-yl)propyl]piperidin-4-yl ester	669.6
45	164 Biphenyl-2-ylcarbamic acid 1-[2-(4-{2-[( <i>R</i> )-2-hydroxy-2-(8-hydroxy-2-oxo-1,2-dihydroquinolin-5-yl)ethylamino]ethylcarbamoylethyl}phenoxy)ethyl]piperidin-4-yl ester	706.5
	165 (5-Bromobiphenyl-2-yl)carbamic acid 1-{9-[2-hydroxy-2-(8-hydroxy-2-oxo-1,2-dihydroquinolin-5-yl)ethylamino]nonyl}-piperidin-4-yl ester	NA
50	166 (2'-Fluorobiphenyl-2-yl)carbamic acid 1-{9-[( <i>R</i> )-2-hydroxy-2-(8-hydroxy-2-oxo-1,2-dihydroquinolin-5-yl)ethylamino]nonyl}-piperidin-4-yl ester	659.5
	167 (3'-Chloro-3,5-difluorobiphenyl-2-yl)carbamic acid 1-{9-[( <i>R</i> )-2-hydroxy-2-(8-hydroxy-2-oxo-1,2-dihydroquinolin-5-yl)-ethylamino]nonyl}piperidin-4-yl ester	711.8
55	168 (3',5'-Dichloro-3,5-difluorobiphenyl-2-yl)carbamic acid 1-{9-[( <i>R</i> )-2-hydroxy-2-(8-hydroxy-2-oxo-1,2-dihydroquinolin-5-yl)-ethylamino]nonyl}piperidin-4-yl ester	745.5
	169 (3,5-Difluorobiphenyl-2-yl)carbamic acid 1-{9-[( <i>R</i> )-2-hydroxy-2-(8-hydroxy-2-oxo-1,2-dihydroquinolin-5-yl)ethylamino]nonyl}-piperidin-4-yl ester	677.5

**Preparation 99****Biphenyl-2-ylcarbamic Acid 1-[2-(4-[1,3]dioxolan-2-ylphenylcarbamoyl)-ethyl]-4-methylpiperidin-4-yl Ester**

**[0382]** A mixture of biphenyl-2-ylcarbamic acid 4-methylpiperidin-4-yl ester (2.73 g, 8.79 mmol) and *N*-(4-[1,3]dioxolan-2-yl-phenyl)acrylamide (2.05 g, 8.80 mmol) were heated in 100 mL of 1:1 methanol/dichloromethane at 50 °C under nitrogen for 1 h. The solution was then diluted with ethyl acetate and the organic layer was washed with water, brine, dried (MgSO<sub>4</sub>) and concentrated under reduced pressure to give the title compound. MS *m/z* calcd for C<sub>31</sub>H<sub>35</sub>N<sub>3</sub>O<sub>5</sub> (M+H)<sup>+</sup> 530.6; found 530.4.

**Preparation 100****Biphenyl-2-ylcarbamic Acid 1-[2-(4-Formylphenylcarbamoyl)ethyl]-4-methylpiperidin-4-yl Ester**

**[0383]** The product of Preparation 99 was redissolved in 40 mL of methanol and 25 mL of aqueous 1 N hydrochloric acid was added. The resulting mixture was stirred at room temperature overnight and the organic solvent was removed under reduced pressure. The residue was dissolved in ethyl acetate and the organic layer was washed with water, brine, dried (MgSO<sub>4</sub>) and the solvent removed under reduced pressure. The product was titrated with dichloromethane to give the title compound as a white powder (2.47 g). LCMS (2-90) R<sub>t</sub> = 4.27 min; MS *m/z* calcd for C<sub>29</sub>H<sub>31</sub>N<sub>3</sub>O<sub>4</sub> (M+H)<sup>+</sup> 486.6, found 486.5.

**Preparation 101****Biphenyl-2-ylcarbamic Acid 1-[2-(4-[(*R*)-2-(*tert*-butyldimethylsilanyloxy)-2-(8-hydroxy-2-oxo-1,2-dihydroquinolin-5-yl)ethylamino]methyl)phenylcarbamoyl]ethyl]-4-methyl-piperidin-4-yl Ester**

**[0384]** A mixture of the product of Preparation 100 (1.70 g, 3.51 mmol) and 5-[(*R*)-2-amino-1-(*tert*-butyldimethylsilanyloxy)ethyl]-8-hydroxy-1H-quinolin-2-one acetate (1.65 g, 4.19mmol) in 40 mL of 1:1 methanol and dichloromethane was stirred at room temperature overnight. Sodium triacetoxymethylborohydride (2.23 g, 10.5 mmol) was then added in one portion and the reaction mixture was stirred at room temperature for 6 hr. The reaction was then quenched with water and diluted with ethyl acetate. The layers were separated and the organic layer was washed with saturated sodium bicarbonate, brine, dried (MgSO<sub>4</sub>) and the solvent removed under reduced pressure to give the title compound (2.9 g). MS *m/z* calcd for C<sub>46</sub>H<sub>57</sub>N<sub>5</sub>O<sub>6</sub>Si (M+H)<sup>+</sup> 805.0, found 804.6.

**Example 170****Biphenyl-2-ylcarbamic Acid 1-[2-(4-[(*R*)-2-Hydroxy-2-(8-hydroxy-2-oxo-1,2-dihydroquinolin-5-yl)ethylamino]methyl)-phenylcarbamoyl]ethyl]-4-methylpiperidin-4-yl Ester**

**[0385]** The product of Preparation 101 (2.9 g, 3.6mmol) was dissolved in 75 mL of dichloromethane and triethylamine trihydrofluoride (0.85 mL, 5.2mmol) was added. The resulting mixture was stirred at room temperature overnight and then the solvent was removed under reduced pressure to give the crude product as an oil. The product was then dissolved in acetic acid/water (1:1) and purified by prep HPLC to give the title compound as an off-white solid. LCMS (2-90) R<sub>t</sub> = 3.67 min.; MS *m/z* calcd C<sub>40</sub>H<sub>43</sub>N<sub>5</sub>O<sub>6</sub> (M+H)<sup>+</sup> 690.8, found 690.3.

**[0386]** Using the methods described herein and the appropriate starting materials, the following compounds can be prepared.

Ex.	Compound	MS
171	Biphenyl-2-ylcarbamic acid 1-[2-(4-[( <i>R</i> )-2-(3-formylamino-4-hydroxyphenyl)-2-hydroxyethylamino]methyl)phenylcarbamoyl]-ethyl]-4-methylpiperidin-4-yl ester	NA
172	Biphenyl-2-ylcarbamic acid 1-[9-[( <i>R</i> )-2-hydroxy-2-(8-hydroxy-2-oxo-1,2-dihydroquinolin-5-yl)ethylamino]nonyl]-4-methylpiperidin-4-yl ester	NA
173	Biphenyl-2-ylcarbamic acid 1-[9-[( <i>R</i> )-2-(3-formylamino-4-hydroxy-phenyl)-2-hydroxyethylamino]nonyl]-4-methylpiperidin-4-yl ester	NA

(continued)

Ex.	Compound	MS
174	Biphenyl-2-ylcarbamic acid 1-(2-{5-[( <i>R</i> )-2-hydroxy-2-(8-hydroxy-2-oxo-1,2-dihydroquinolin-5-yl)ethylamino]pentylcarbamoyl}-ethyl)-4-methylpiperidin-4-yl ester	NA
175	Biphenyl-2-ylcarbamic acid 1-(2-{5-[( <i>R</i> )-2-(3-formylamino-4-hydroxyphenyl)-2-hydroxyethylamino]pentylcarbamoyl}-ethyl)-4-methylpiperidin-4-yl ester	NA
176	Biphenyl-2-ylcarbamic acid 1-(2-{6-[( <i>R</i> )-2-hydroxy-2-(8-hydroxy-2-oxo-1,2-dihydroquinolin-5-yl)ethylamino]hexanoylamino}-ethyl)-4-methylpiperidin-4-yl ester	NA
177	Biphenyl-2-ylcarbamic acid 1-(2-{6-[( <i>R</i> )-2-(3-formylamino-4-hydroxyphenyl)-2-hydroxyethylamino]hexanoylamino}-ethyl)-4-methylpiperidin-4-yl ester	NA
178	Biphenyl-2-ylcarbamic acid 1-[2-(4-{[( <i>R</i> )-2-hydroxy-2-(8-hydroxy-2-oxo-1,2-dihydroquinolin-5-yl)ethylamino]methyl}-benzoylamino)ethyl]-4-methylpiperidin-4-yl ester	NA
179	Biphenyl-2-ylcarbamic acid 1-[2-(4-{[( <i>R</i> )-2-(3-formylamino-4-hydroxyphenyl)-2-hydroxyethylamino]methyl}benzoylamino)-ethyl]-4-methylpiperidin-4-yl ester	NA
180	Biphenyl-2-ylcarbamic acid 1-{3-[4-(4-{2-[( <i>R</i> )-2-hydroxy-2-(8-hydroxy-2-oxo-1,2-dihydroquinolin-5-yl)ethylamino]ethyl}phenylamino)phenyl]propyl}-4-methylpiperidin-4-yl ester	776.5
181	Biphenyl-2-ylcarbamic acid 1-[2-(2-chloro-4-{[( <i>R</i> )-2'-hydroxy-2-(8-hydroxy-2-oxo-1,2-dihydroquinolin-5-yl)ethylamino]methyl}phenylcarbamoyl)ethyl]-4-methylpiperidin-4-yl ester	724.5
182	Biphenyl-2-ylcarbamic acid 1-[2-(2-chloro-4-{[( <i>R</i> )-2-hydroxy-2-(8-hydroxy-2-oxo-1,2-dihydroquinolin-5-yl)ethylamino]methyl}-5-methoxyphenylcarbamoyl)ethyl]-4-methylpiperidin-4-yl ester	754.5

**Preparation 102****Biphenyl-2-ylcarbamic acid (*R*)-(1-azabicyclo[3.2.1]oct-4-yl) Ester**

[0387] 2-Biphenyl isocyanate (1.00 g, 5.12 mmol) and (*R*)-(-)-3-quinuclidinol hydrochloride (921 mg, 5.63 mmol) were heated together in *N,N*-dimethylformamide (2.06 mL) at 110 °C for 12 h. The reaction mixture was cooled and diluted with ethyl acetate (15 mL) and then washed with saturated aqueous sodium bicarbonate (2 x 10 mL). The organic layer was extracted with 1 M hydrochloric acid (3 x 20 mL) and the combined aqueous extracts were made basic to pH 8-9 with potassium carbonate. The aqueous layer was then extracted with ethyl acetate (3 x 20 mL) and the combined organic layers were dried (magnesium sulfate) and solvent was removed under reduced pressure to give the title compound as a yellow oil (1.64 g, 99% yield).

**Preparation 103****(*R*)-4-(Biphenyl-2-ylcarbamoxyloxy)-1-(9-bromononyl)-1-azoniabicyclo[3.2.1]octane Bromide**

[0388] To a stirred solution of the product of Preparation 102 (1.21 g, 3.76 mmol) and triethylamine (1.05 mL, 7.52 mmol) in acetonitrile (18.8 mL) was added 1,9-dibromononane (994 µL, 4.89 mmol) and the reaction mixture was heated at 50 °C for 4 h. The reaction mixture was then cooled and the solvent was removed under reduced pressure. The residue was dissolved in dichloromethane (20 mL) and the organic layer was washed with saturated aqueous sodium bicarbonate (10 mL), dried (magnesium sulfate) and solvent removed under reduced pressure. The crude product was purified by flash chromatography (10% methanol/dichloromethane, 0.5 % ammonium hydroxide) to give the title compound (1.04 g, 1.97 mmol, 52% yield).

**Preparation 104****(*R*)-1-(9-*N,N*-Di(*tert*-butoxycarbonyl)aminononyl)-4-(biphenyl-2-ylcarbamoxyloxy)-1-azoniabicyclo[3.2.1]octane Bromide**

[0389] To a stirred solution of sodium hydride (60% dispersion in mineral oil) (126 mg, 3.15 mmol) in *N,N*-dimethyl-

formamide (10 mL) under an atmosphere of nitrogen at 0°C, was added di-*tert*-butyl iminodicarboxylate (513 mg, 2.36 mmol) in *N,N*-dimethylformamide (5 mL). The reaction mixture was stirred at room temperature for 15 min and then it was cooled to 0 °C and the product of Preparation 103 (1.04 g, 1.97 mmol) in *N,N*-dimethylformamide (5 mL) was added. The reaction mixture was allowed to warm to room temperature over a 12 h period and then the solvent was removed under reduced pressure to give the title compound, which was used without further purification.

#### Preparation 105

##### (*R*)-1-(9-Aminononyl)-4-(biphenyl-2-ylcarbamoxyloxy)-1-azoniabicyclo[3.2.1]octane Bromide

**[0390]** The product of Preparation 104 (1.31 g, 1.97 mmol) was dissolved in dichloromethane (15 mL) and trifluoroacetic acid (5 mL) was added slowly. The reaction mixture was stirred at room temperature for 1 h and then the solvent was removed under reduced pressure. The residue was dissolved in dichloromethane (20 mL) and washed with aqueous 1 M sodium hydroxide (20 mL). The organic layer was extracted with 1 M hydrochloric acid (3 x 20 mL) and the combined aqueous extracts were made basic with potassium carbonate and extracted with dichloromethane (3 x 20 mL). The combined organic layers were dried (magnesium sulfate) and solvent was removed under reduced pressure to give the title compound (210 mg, 23% yield over 2 steps).

#### Preparation 106

##### (*R*)-1-{9-[(*R*)-2-(8-Benzyloxy-2-oxo-1,2-dihydroquinolin-5-yl)-2-hydroxyethylamino]-nonyl}-4-(biphenyl-2-ylcarbamoxyloxy)-1-azoniabicyclo[3.2.]octane Bromide

**[0391]** The product of Preparation 105 (210 mg, 0.45 mmol) and sodium triacetoxyborohydride (286 mg, 1.35 mmol) were stirred in dichloroethane (4.5 mL) at room temperature for 2 h and then the product of Preparation 6 (163 mg, 0.50 mmol) was added. The reaction mixture was stirred for 12 h and then diluted with dichloromethane (10 mL) and washed with saturated aqueous sodium bicarbonate (10 mL), dried (magnesium sulfate) and solvent removed under reduced pressure. The crude reaction product was purified by flash chromatography (10-50% methanol/dichloromethane, 0.5% ammonium hydroxide) to give the title compound (131 mg, 38% yield).

#### Example 183

##### 4-(Biphenyl-2-ylcarbamoxyloxy)-1-{9-[(*R*)-2-hydroxy-2-(8-hydroxy-2-oxo-1,2-dihydroquinolin-5-yl)-ethylaminol-nonyl]-1-azoniabicyclo[2.2.2]octane Bromide Ditrifluoroacetate

**[0392]** To a stirred solution of the product of Preparation 105 (131 mg, 0.17 mmol) in methanol (1.8 mL) was added palladium (10 wt. % dry basis on activated carbon; 39 mg) and the reaction mixture was placed under an atmosphere of hydrogen. After stirring for 12 h, the reaction mixture was filtered through a pad of Celite, washing with methanol (2 mL) and solvent removed under reduced pressure. The resulting residue was purified by preparative HPLC to give the title compound as its ditrifluoroacetate salt (8 mg). MS *m/z* 667.5.

**[0393]** Using the methods described herein and the appropriate starting materials, the following compounds can be prepared.

Ex.	Compound	MS
184	Biphenyl-2-ylcarbamic acid 8-{9-[( <i>R</i> )-2-hydroxy-2-(8-hydroxy-2-oxo-1,2-dihydroquinolin-5-yl)ethylamino]nonyl}-8-aza-bicyclo[3.2.1]oct-3-yl ester	667.3
185	7-(Biphenyl-2-ylcarbamoxyloxy)-9-{9-[( <i>R</i> )-2-hydroxy-2-(8-hydroxy-2-oxo-1,2-dihydroquinolin-5-yl)-ethylamino]nonyl}-9-methyl-3-oxa-9-azoniatricyclo[3.3.1.0*2,4*]nonane bromide	695.5
186	Biphenyl-2-ylcarbamic acid 9-{9-[( <i>R</i> )-2-hydroxy-2-(8-hydroxy-2-oxo-1,2-dihydroquinolin-5-yl)ethylamino]nonyl}-3-oxa-9-aza-tricyclo[3.3.1.0*2,4*]non-7-yl ester	681.5

## Preparation A

### Cell Culture and Membrane Preparation From Cells Expressing Human $\beta_1$ , $\beta_2$ or $\beta_3$ Adrenergic Receptors

**[0394]** Chinese hamster ovarian (CHO) cell lines stably expressing cloned human  $\beta_1$ ,  $\beta_2$  or  $\beta_3$  adrenergic receptors, respectively, were grown to near confluency in Hams F-12 media with 10% FBS in the presence of 500  $\mu\text{g/mL}$  Geneticin. The cell monolayer was lifted with 2mM EDTA in PBS. Cells were pelleted by centrifugation at 1,000 rpm, and cell pellets were either stored frozen at  $-80^\circ\text{C}$  or membranes were prepared immediately for use. For preparation of  $\beta_1$  and  $\beta_2$  receptor expressing membranes, cell pellets were re-suspended in lysis buffer (10 mM HEPES/HCl, 10mM EDTA, pH 7.4 at  $4^\circ\text{C}$ ) and homogenized using a tight-fitting Dounce glass homogenizer (30 strokes) on ice. For the more protease-sensitive  $\beta_3$  receptor expressing membranes, cell pellets were homogenized in lysis buffer (10mM Tris/HCl, pH 7.4) supplemented with one tablet of "Complete Protease Inhibitor Cocktail Tablets with 2 mM EDTA" per 50 mL buffer (Roche Catalog No. 1697498, Roche Molecular Biochemicals, Indianapolis, IN). The homogenate was centrifuged at 20,000 x g, and the resulting pellet was washed once with lysis buffer by resuspension and centrifugation as above. The final pellet was then re-suspended in ice-cold binding assay buffer (75 mM Tris/HCl pH 7.4, 12.5mM  $\text{MgCl}_2$ , 1 mM EDTA). The protein concentration of the membrane suspension was determined by the methods described in Lowry et al., 1951, Journal of Biological Chemistry, 193, 265; and Bradford, Analytical Biochemistry, 1976, 72, 248-54. All membranes were stored frozen in aliquots at  $-80^\circ\text{C}$  or used immediately.

## Preparation B

### Cell Culture and Membrane Preparation From Cells Expressing Human $M_1$ , $M_2$ , $M_3$ and $M_4$ Muscarinic Receptors

**[0395]** CHO cell lines stably expressing cloned human  $hM_1$ ,  $hM_2$ ,  $hM_3$  and  $hM_4$  muscarinic receptor subtypes, respectively, were grown to near confluency in HAM's F-12 media supplemented with 10% FBS and 250  $\mu\text{g/mL}$  Geneticin. The cells were grown in a 5%  $\text{CO}_2$ ,  $37^\circ\text{C}$  incubator and lifted with 2 mM EDTA in dPBS. Cells were collected by 5 minute centrifugation at 650 x g, and cell pellets were either stored frozen at  $-80^\circ\text{C}$  or membranes were prepared immediately for use. For membrane preparation, cell pellets were resuspended in lysis buffer and homogenized with a Polytron PT-2100 tissue disrupter (Kinematica AG; 20 seconds x 2 bursts). Crude membranes were centrifuged at 40,000 x g for 15 minutes at  $4^\circ\text{C}$ . The membrane pellet was then resuspended with resuspension buffer and homogenized again with the Polytron tissue disrupter. The protein concentration of the membrane suspension was determined by the method described in Lowry et al., 1951, Journal of Biochemistry, 193, 265. All membranes were stored frozen in aliquots at  $-80^\circ\text{C}$  or used immediately. Aliquots of prepared  $hM_5$  receptor membranes were purchased directly from Perkin Elmer and stored at  $-80^\circ\text{C}$  until use.

## Assay Test Procedure A

### Radioligand Binding Assay for Human $\beta_1$ , $\beta_2$ and $\beta_3$ Adrenergic Receptors

**[0396]** Binding assays were performed in 96-well microtiter plates in a total assay volume of 100  $\mu\text{L}$  with 10-15  $\mu\text{g}$  of membrane protein containing the human  $\beta_1$ ,  $\beta_2$  or  $\beta_3$  adrenergic receptors in assay buffer (75 mM Tris/HCl pH 7.4 at  $25^\circ\text{C}$ , 12.5 mM  $\text{MgCl}_2$ , 1 mM EDTA, 0.2% BSA). Saturation binding studies for determination of  $K_d$  values of the radioligand were done using [ $^3\text{H}$ ]-dihydroalprenolol (NET-720, 100 Ci/mmol, PerkinElmer Life Sciences Inc., Boston, MA) for the  $\beta_1$  and  $\beta_2$  receptors and [ $^{125}\text{I}$ ]-(-)-iodocyanopindolol (NEX-189,220 Ci/mmol, PerkinElmer Life Sciences Inc., Boston, MA) at 10 or 11 different concentrations ranging from 0.01 nM to 20 nM. Displacement assays for determination of  $K_i$  values of test compounds were done with [ $^3\text{H}$ ]-dihydroalprenolol at 1 nM and [ $^{125}\text{I}$ ]-(-)-iodocyanopindolol at 0.5 nM for 10 or 11 different concentrations of test compound ranging from 10 pM to 10  $\mu\text{M}$ . Non-specific binding was determined in the presence of 10  $\mu\text{M}$  propranolol. Assays were incubated for 1 hour at  $37^\circ\text{C}$ , and then binding reactions were terminated by rapid filtration over GF/B for the  $\beta_1$  and  $\beta_2$  receptors or GF/C glass fiber filter plates for the  $\beta_3$  receptors (Packard BioScience Co., Meriden, CT) presoaked in 0.3% polyethyleneimine. Filter plates were washed three times with filtration buffer (75 mM Tris/HCl pH 7.4 at  $4^\circ\text{C}$ , 12.5 mM  $\text{MgCl}_2$ , 1 mM EDTA) to remove unbound radioactivity. The plates were then dried and 50  $\mu\text{L}$  of Microscint-20 liquid scintillation fluid (Packard BioScience Co., Meriden, CT) was added and plates were counted in a Packard Topcount liquid scintillation counter (Packard BioScience Co., Meriden, CT). Binding data were analyzed by nonlinear regression analysis with the GraphPad Prism Software package (GraphPad Software, Inc., San Diego, CA) using the 3-parameter model for one-site competition. The curve minimum was fixed to the value for nonspecific binding, as determined in the presence of 10  $\mu\text{M}$  propranolol.  $K_i$  values for test compounds were calculated from observed  $\text{IC}_{50}$  values and the  $K_d$  value of the radioligand using the Cheng-Prusoff equation (Cheng Y, and Prusoff WH., Biochemical Pharmacology, 1973, 22, 23, 3099-108).

**[0397]** In this assay, a lower  $K_i$  value indicates that a test compound has a higher binding affinity for the receptor tested. Exemplified compound of this invention that were tested in this assay typically were found to have a  $K_i$  value of less than about 300 nM for the  $\beta_2$  adrenergic receptor. For example, the compounds of Examples 3 and 6 were found to have  $K_i$  values of less than 10 nM.

**[0398]** If desired, the receptor subtype selectivity for a test compound can be calculated as the ratio of  $K_i(\beta_1)/K_i(\beta_2)$  or  $K_i(\beta_3)/K_i(\beta_2)$ . Typically, compounds of this invention demonstrated greater binding at the  $\beta_2$  adrenergic receptor compared to the  $\beta_1$  or  $\beta_3$  adrenergic receptor, i.e.  $K_i(\beta_1)$  or  $K_i(\beta_3)$  is typically greater than  $K_i(\beta_2)$ . Generally, compounds having selectivity for the  $\beta_2$  adrenergic receptor over the  $\beta_1$  or  $\beta_3$  adrenergic receptors are preferred; especially compounds having a selectivity greater than about 5; and in particular, greater than about 8. By way of example, the compounds of Examples 3 and 6 had a ratio of  $K_i(\beta_1)/K_i(\beta_2)$  greater than 8.

## Assay Test Procedure B

### Radioligand Binding Assay for Muscarinic Receptors

**[0399]** Radioligand binding assays for cloned human muscarinic receptors were performed in 96-well microtiter plates in a total assay volume of 100  $\mu$ L. CHO cell membranes stably expressing either the hM<sub>1</sub>, hM<sub>2</sub>, hM<sub>3</sub>, hM<sub>4</sub> or hM<sub>5</sub> muscarinic subtype were diluted in assay buffer to the following specific target protein concentrations ( $\mu$ g/well): 10  $\mu$ g for hM<sub>1</sub>, 10-15  $\mu$ g for hM<sub>2</sub>, 10-20  $\mu$ g for hM<sub>3</sub>, 10-20  $\mu$ g for hM<sub>4</sub>, and 10-12  $\mu$ g for hM<sub>5</sub> to get similar signals (cpm). The membranes were briefly homogenized using a Polytron tissue disruptor (10 seconds) prior to assay plate addition. Saturation binding studies for determining  $K_D$  values of the radioligand were performed using L-[N-methyl-<sup>3</sup>H]scopolamine methyl chloride ([<sup>3</sup>H]-NMS) (TRK666, 84.0 Ci/mmol, Amersham Pharmacia Biotech, Buckinghamshire, England) at concentrations ranging from 0.001 nM to 20 nM. Displacement assays for determination of  $K_i$  values of test compounds were performed with [<sup>3</sup>H]-NMS at 1 nM and eleven different test compound concentrations. The test compounds were initially dissolved to a concentration of 400  $\mu$ M in dilution buffer and then serially diluted 5x with dilution buffer to final concentrations ranging from 10 pM to 100  $\mu$ M. The addition order and volumes to the assay plates were as follows: 25  $\mu$ L radioligand, 25  $\mu$ L diluted test compound, and 50  $\mu$ L membranes. Assay plates were incubated for 60 minutes at 37°C. Binding reactions were terminated by rapid filtration over GF/B glass fiber filter plates (PerkinElmer Inc., Wellesley, MA) pre-treated in 1% BSA. Filter plates were rinsed three times with wash buffer (10 mM HEPES) to remove unbound radioactivity. The plates were then air dried and 50  $\mu$ L Microscint-20 liquid scintillation fluid (PerkinElmer Inc., Wellesley, MA) was added to each well. The plates were then counted in a PerkinElmer Topcount liquid scintillation counter (PerkinElmer Inc., Wellesley, MA). Binding data were analyzed by nonlinear regression analysis with the GraphPad Prism Software package (GraphPad Software, Inc., San Diego, CA) using the one-site competition model.  $K_i$  values for test compounds were calculated from observed IC<sub>50</sub> values and the  $K_D$  value of the radioligand using the Cheng-Prusoff equation (Cheng Y; Prusoff WH. (1973) Biochemical Pharmacology, 22(23):3099-108).  $K_i$  values were converted to pK<sub>i</sub> values to determine the geometric mean and 95% confidence intervals. These summary statistics were then converted back to  $K_i$  values for data reporting.

**[0400]** In this assay, a lower  $K_i$  value indicates that the test compound has a higher binding affinity for the receptor tested. Exemplified compound of this invention that were tested in this assay typically were found to have a  $K_i$  value of less than about 300 nM for the M<sub>3</sub> muscarinic receptor. For example, the compounds of Examples 3 and 6 were found to have  $K_i$  values of less than 10 nM.

## Assay Test Procedure C

### Whole-cell cAMP Flashplate Assay in CHO Cell Lines Heterologously Expressing Human $\beta_1$ , $\beta_2$ or $\beta_3$ Adrenergic Receptors

**[0401]** cAMP assays were performed in a radioimmunoassay format using the Flashplate Adenylyl Cyclase Activation Assay System with [<sup>125</sup>I]-cAMP (NEN SMP004, PerkinElmer Life Sciences Inc., Boston, MA), according to the manufacturers instructions. For the determination of  $\beta$  receptor agonist potency (EC<sub>50</sub>), CHO-K1 cell lines stably expressing cloned human  $\beta_1$ ,  $\beta_2$  or  $\beta_3$  adrenergic receptors were grown to near confluency in HAM's F-12 media supplemented with 10% FBS and Geneticin (250  $\mu$ g/mL). Cells were rinsed with PBS and detached in dPBS (Dulbecco's Phosphate Buffered Saline, without CaCl<sub>2</sub> and MgCl<sub>2</sub>) containing 2 mM EDTA or Trypsin-EDTA solution (0.05% trypsin/0.53 mM EDTA). After counting cells in Coulter cell counter, cells were pelleted by centrifugation at 1,000 rpm and re-suspended in stimulation buffer containing IBMX (PerkinElmer Kit) pre-warmed to room temperature to a concentration of  $1.6 \times 10^6$  to  $2.8 \times 10^6$  cells/mL. About 60,000 to 80,000 cells per well were used in this assay. Test compounds (10 mM in DMSO) were diluted into PBS containing 0.1% BSA in Beckman Biomek-2000 and tested at 11 different concentrations ranging from 100  $\mu$ M to 1 pM. Reactions were incubated for 10 min at 37 °C and stopped by adding 100  $\mu$ L of cold detection



buffer containing [ $^{125}$ I]-cAMP (NEN SMP004, PerkinElmer Life Sciences, Boston, MA). The amount of cAMP produced (pmol/well) was calculated based on the counts observed for the samples and cAMP standards as described in the manufacturer's user manual. Data were analyzed by nonlinear regression analysis with the GraphPad Prism Software package (GraphPad Software, Inc., San Diego, CA) with the sigmoidal equation. The Cheng-Prusoff equation (Cheng

Y, and Prusoff WH., Biochemical Pharmacology, 1973, 22, 23, 3099-108) was used to calculate the EC<sub>50</sub> values.

**[0402]** In this assay, a lower EC<sub>50</sub> value indicates that the test compound has a higher functional activity at the receptor tested. Exemplified compound of this invention that were tested in this assay typically were found to have a EC<sub>50</sub> value of less than about 300 nM for the  $\beta_2$  adrenergic receptor. For example, the compounds of Examples 3 and 6 were found to have EC<sub>50</sub> values of less than 10 nM.

**[0403]** If desired, the receptor subtype selectivity for a test compound can be calculated as the ratio of EC<sub>50</sub>( $\beta_1$ )/EC<sub>50</sub>( $\beta_2$ ) or EC<sub>50</sub>( $\beta_3$ )/EC<sub>50</sub>( $\beta_2$ ). Typically, compounds of this invention demonstrated greater functional activity at the  $\beta_2$  adrenergic receptor compared to the  $\beta_1$  or  $\beta_3$  adrenergic receptor, i.e. EC<sub>50</sub>( $\beta_1$ ) or EC<sub>50</sub>( $\beta_3$ ) is typically greater than EC<sub>50</sub>( $\beta_2$ ). Generally, compounds having selectivity for the  $\beta_2$  adrenergic receptor over the  $\beta_1$  or  $\beta_3$  adrenergic receptors are preferred; especially compounds having a selectivity greater than about 5; and in particular, greater than about 10. By way of example, the compounds of Examples 3 and 6 had ratios of EC<sub>50</sub>( $\beta_1$ )/EC<sub>50</sub>( $\beta_2$ ) greater than 10.

## Assay Test Procedure D

### Functional Assays of Antagonism for Muscarinic Receptor Subtypes

#### A. Blockade of Agonist-Mediated Inhibition of cAMP Accumulation

**[0404]** In this assay, the functional potency of a test compound is determined by measuring the ability of the test compound to block oxotremorine-inhibition of forskolin-mediated cAMP accumulation in CHO-K1 cells expressing the hM<sub>2</sub> receptor. cAMP assays are performed in a radioimmunoassay format using the Flashplate Adenylyl Cyclase Activation Assay System with [ $^{125}$ I]-cAMP (NEN SMP004B, PerkinElmer Life Sciences Inc., Boston, MA), according to the manufacturer's instructions. Cells are rinsed once with dPBS and lifted with Trypsin-EDTA solution (0.05% trypsin/0.53 mM EDTA) as described in the Cell Culture and Membrane Preparation section above. The detached cells are washed twice by centrifugation at 650 x g for five minutes in 50 mL dPBS. The cell pellet is then re-suspended in 10 mL dPBS, and the cells are counted with a Coulter Z1 Dual Particle Counter (Beckman Coulter, Fullerton, CA). The cells are centrifuged again at 650 x g for five minutes and re-suspended in stimulation buffer to an assay concentration of  $1.6 \times 10^6$  -  $2.8 \times 10^6$  cells/mL.

**[0405]** The test compound is initially dissolved to a concentration of 400  $\mu$ M in dilution buffer (dPBS supplemented with 1 mg/mL BSA (0.1%)), and then serially diluted with dilution buffer to final molar concentrations ranging from 100  $\mu$ M to 0.1 nM. Oxotremorine is diluted in a similar manner.

**[0406]** To measure oxotremorine inhibition of adenylyl cyclase (AC) activity, 25  $\mu$ L forskolin (25  $\mu$ M final concentration diluted in dPBS), 25  $\mu$ L diluted oxotremorine, and 50  $\mu$ L cells are added to agonist assay wells. To measure the ability of a test compound to block oxotremorine-inhibited AC activity, 25  $\mu$ L forskolin and oxotremorine (25  $\mu$ M and 5  $\mu$ M final concentrations, respectively, diluted in dPBS), 25  $\mu$ L diluted test compound, and 50  $\mu$ L cells are added to remaining assay wells.

**[0407]** Reactions are incubated for 10 minutes at 37 °C and stopped by addition of 100  $\mu$ L ice-cold detection buffer. Plates are sealed, incubated overnight at room temperature and counted the next morning on a PerkinElmer TopCount liquid scintillation counter (PerkinElmer Inc., Wellesley, MA). The amount of cAMP produced (pmol/well) is calculated based on the counts observed for the samples and cAMP standards, as described in the manufacturer's user manual. Data is analyzed by nonlinear regression analysis with the GraphPad Prism Software package (GraphPad Software, Inc., San Diego, CA) using the non-linear regression, one-site competition equation. The Cheng-Prusoff equation is used to calculate the K<sub>i</sub>, using the EC<sub>50</sub> of the oxotremorine concentration-response curve and the oxotremorine assay concentration as the K<sub>D</sub> and [L], respectively.

**[0408]** In this assay, a lower K<sub>i</sub> value indicates that the test compound has a higher functional activity at the receptor tested. Exemplified compound of this invention that were tested in this assay typically were found to have a K<sub>i</sub> value of less than about 300 nM for blockade of oxotremorine-inhibition of forskolin-mediated cAMP accumulation in CHO-K1 cells expressing the hM<sub>2</sub> receptor. For example, the compound of Example 3 was found to have a K<sub>i</sub> value of less than 10 nM.

#### B. Blockade of Agonist-Mediated [ $^{35}$ S]GTP $\gamma$ S Binding

**[0409]** In a second functional assay, the functional potency of test compounds can be determined by measuring the ability of the compounds to block oxotremorine-stimulated [ $^{35}$ S]GTP $\gamma$ S-binding in CHO-K1 cells expressing the hM<sub>2</sub>

receptor.

**[0410]** At the time of use, frozen membranes were thawed and then diluted in assay buffer with a final target tissue concentration of 5-10  $\mu\text{g}$  protein per well. The membranes were briefly homogenized using a Polytron PT-2100 tissue disrupter and then added to the assay plates.

**[0411]** The  $\text{EC}_{90}$  value (effective concentration for 90% maximal response) for stimulation of  $[^{35}\text{S}]\text{GTP}\gamma\text{S}$  binding by the agonist oxotremorine was determined in each experiment.

**[0412]** To determine the ability of a test compound to inhibit oxotremorine-stimulated  $[^{35}\text{S}]\text{GTP}\gamma\text{S}$  binding, the following was added to each well of 96 well plates: 25  $\mu\text{L}$  of assay buffer with  $[^{35}\text{S}]\text{GTP}\gamma\text{S}$  (0.4nM), 25  $\mu\text{L}$  of oxotremorine ( $\text{EC}_{90}$ ) and GDP (3 $\mu\text{M}$ ), 25  $\mu\text{L}$  of diluted test compound and 25  $\mu\text{L}$  CHO cell membranes expressing the  $\text{hM}_2$  receptor. The assay plates were then incubated at 37 °C for 60 minutes. The assay plates were filtered over 1% BSA-pretreated GF/B filters using a PerkinElmer 96-well harvester. The plates were rinsed with ice-cold wash buffer for 3 x 3 seconds and then air or vacuum dried. Microscint-20 scintillation liquid (50  $\mu\text{L}$ ) was added to each well, and each plate was sealed and radioactivity counted on a Topcounter (PerkinElmer). Data were analyzed by nonlinear regression analysis with the GraphPad Prism Software package (GraphPad Software, Inc., San Diego, CA) using the non-linear regression, one-site competition equation. The Cheng-Prusoff equation was used to calculate the  $K_i$ , using the  $\text{IC}_{50}$  values of the concentration-response curve for the test compound and the oxotremorine concentration in the assay as the  $K_D$  and  $[\text{L}]$ , ligand concentration, respectively.

**[0413]** In this assay, a lower  $K_i$  value indicates that the test compound has a higher functional activity at the receptor tested. Exemplified compound of this invention that were tested in this assay typically were found to have a  $K_i$  value of less than about 300 nM for blockade of oxotremorine-stimulated  $[^{35}\text{S}]\text{GTP}\gamma\text{S}$ -binding in CHO-K1 cells expressing the  $\text{hM}_2$  receptor. For example, the compound of Example 3 was found to have a  $K_i$  value of less than 10 nM.

### C. Blockade of Agonist-Mediated Calcium Release via FLIPR Assays

**[0414]** Muscarinic receptor subtypes ( $\text{M}_1$ ,  $\text{M}_3$  and  $\text{M}_5$  receptors), which couple to Gq proteins, activate the phospholipase C (PLC) pathway upon agonist binding to the receptor. As a result, activated PLC hydrolyzes phosphatidyl inositol diphosphate ( $\text{PIP}_2$ ) to diacylglycerol (DAG) and phosphatidyl-1,4,5-triphosphate ( $\text{IP}_3$ ), which in turn generates calcium release from intracellular stores, i.e., endoplasmic and sarcoplasmic reticulum. The FLIPR (Molecular Devices, Sunnyvale, CA) assay capitalizes on this increase in intracellular calcium by using a calcium sensitive dye (Fluo-4AM, Molecular Probes, Eugene, OR) that fluoresces when free calcium binds. This fluorescence event is measured in real time by the FLIPR, which detects the change in fluorescence from a monolayer of cells cloned with human  $\text{M}_1$  and  $\text{M}_3$ , and chimpanzee  $\text{M}_5$  receptors. Antagonist potency can be determined by the ability of antagonists to inhibit agonist-mediated increases in intracellular calcium.

**[0415]** For FLIPR calcium stimulation assays, CHO cells stably expressing the  $\text{hM}_1$ ,  $\text{hM}_3$  and  $\text{cM}_5$  receptors are seeded into 96-well FLIPR plates the night before the assay is done. Seeded cells are washed twice by Cellwash (MTX Lab-systems, Inc.) with FLIPR buffer (10 mM HEPES, pH 7.4, 2 mM calcium chloride, 2.5 mM probenecid in Hank's Buffered Salt Solution (HBSS) without calcium and magnesium) to remove growth media and leaving 50  $\mu\text{L}$ /well of FLIPR buffer. The cells are then incubated with 50  $\mu\text{L}$ /well of 4  $\mu\text{M}$  FLUO-4AM (a 2X solution was made) for 40 minutes at 37 °C, 5% carbon dioxide. Following the dye incubation period, cells are washed two times with FLIPR buffer, leaving a final volume of 50  $\mu\text{L}$ /well.

**[0416]** To determine antagonist potency, the dose-dependent stimulation of intracellular  $\text{Ca}^{2+}$  release for oxotremorine is first determined so that antagonist potency can later be measured against oxotremorine stimulation at an  $\text{EC}_{90}$  concentration. Cells are first incubated with compound dilution buffer for 20 minutes, followed by agonist addition, which is performed by the FLIPR. An  $\text{EC}_{90}$  value for oxotremorine is generated according to the method detailed in the FLIPR measurement and data reduction section below, in conjunction with the formula  $\text{EC}_F = ((F/100-F)^{1/H}) * \text{EC}_{50}$ . An oxotremorine concentration of 3 x  $\text{EC}_F$  is prepared in stimulation plates such that an  $\text{EC}_{90}$  concentration of oxotremorine is added to each well in the antagonist inhibition assay plates.

**[0417]** The parameters used for the FLIPR are: exposure length of 0.4 seconds, laser strength of 0.5 watts, excitation wavelength of 488 nm, and emission wavelength of 550 nm. Baseline is determined by measuring the change in fluorescence for 10 seconds prior to addition of agonist. Following agonist stimulation, the FLIPR continuously measured the change of fluorescence every 0.5 to 1 second for 1.5 minutes to capture the maximum fluorescence change.

**[0418]** The change of fluorescence is expressed as maximum fluorescence minus baseline fluorescence for each well. The raw data is analyzed against the logarithm of drug concentration by nonlinear regression with GraphPad Prism (GraphPad Software, Inc., San Diego, CA) using the built-in model for sigmoidal dose-response. Antagonist  $K_i$  values are determined by Prism using the oxotremorine  $\text{EC}_{50}$  value as the  $K_D$  and the oxotremorine  $\text{EC}_{90}$  for the ligand concentration according to the Cheng-Prusoff equation (Cheng & Prusoff, 1973).

**[0419]** In this assay, a lower  $K_i$  value indicates that the test compound has a higher functional activity at the receptor tested. Exemplified compound of this invention that were tested in this assay typically were found to have a  $K_i$  value of

less than about 300 nM for blockade of agonist-mediated calcium release in CHO cells stably expressing the hM<sub>1</sub>, hM<sub>3</sub> and cM<sub>5</sub> receptors. For example, the compound of Example 3 was found to have a K<sub>i</sub> value of less than 10 nM for the hM<sub>1</sub>, hM<sub>3</sub> and cM<sub>5</sub> receptors.

## Assay Test Procedure E

### Whole-cell cAMP Flashplate Assay With a Lung Epithelial Cell Line Endogenously Expressing Human $\beta_2$ Adrenergic Receptor

**[0420]** For the determination of agonist potencies and efficacies (intrinsic activities) in a cell line expressing endogenous levels of the  $\beta_2$  adrenergic receptor, a human lung epithelial cell line (BEAS-2B) was used (ATCC CRL-9609, American Type Culture Collection, Manassas, VA) (January B, et al., British Journal of Pharmacology, 1998, 123, 4, 701-11). Cells were grown to 75-90% confluency in complete, serum-free medium (LHC-9 MEDIUM containing Epinephrine and Retinoic Acid, cat # 181-500, Biosource International, Camarillo, CA). The day before the assay, medium was switched to LHC-8 (no epinephrine or retinoic acid, cat # 141-500, Biosource International, Camarillo, CA). cAMP assays were performed in a radioimmunoassay format using the Flashplate Adenylyl Cyclase Activation Assay System with [<sup>125</sup>I]-cAMP (NEN SMP004, PerkinElmer Life Sciences Inc., Boston, MA), according to the manufacturers instructions. On the day of the assay, cells were rinsed with PBS, lifted by scraping with 5mM EDTA in PBS, and counted. Cells were pelleted by centrifugation at 1,000 rpm and re-suspended in stimulation buffer pre-warmed to 37 °C at a final concentration of 600,000 cells/mL. Cells were used at a final concentration of 100,000 to 120,000 cells/well in this assay. Test compounds were serially diluted into assay buffer (75 mM Tris/HCl pH 7.4 at 25°C, 12.5 mM MgCl<sub>2</sub>, 1 mM EDTA, 0.2% BSA) in Beckman Biomek-2000. Test compounds were tested in the assay at 11 different concentrations, ranging from 10  $\mu$ M to 10 pM. Reactions were incubated for 10 min at 37 °C and stopped by addition of 100  $\mu$ L of ice-cold detection buffer. Plates were sealed, incubated over night at 4 °C and counted the next morning in a Topcount scintillation counter (Packard BioScience Co., Meriden, CT). The amount of cAMP produced per mL of reaction was calculated based on the counts observed for samples and cAMP standards, as described in the manufacturer's user manual. Data were analyzed by nonlinear regression analysis with the GraphPad Prism Software package (GraphPad Software, Inc., San Diego, CA) using the 4-parameter model for sigmoidal dose-response.

**[0421]** In this assay, a lower EC<sub>50</sub> value indicates that the test compound has a higher functional activity at the receptor tested. Exemplified compound of this invention that were tested in this assay typically were found to have a EC<sub>50</sub> value of less than about 300 nM for the  $\beta_2$  adrenergic receptor. For example, the compounds of Examples 3 and 6 were found to have EC<sub>50</sub> values of less than 10 nM.

**[0422]** If desired, test compound efficacy (%Eff) was calculated from the ratio of the observed E<sub>max</sub> (TOP of the fitted curve) and the maximal response obtained for isoproterenol dose response curve and was expressed as %Eff relative to isoproterenol. Exemplified compounds of this invention tested in this assay typically demonstrated a %Eff greater than about 40.

## Assay Test Procedure F

### Duration of Bronchoprotection In Guinea Pig Models of Acetylcholine-Induced or Histamine-Induced Bronchoconstriction

**[0423]** These *in vivo* assays were used to assess the bronchoprotective effects of test compounds exhibiting both muscarinic receptor antagonist and  $\beta_2$  adrenergic receptor agonist activity. To isolate muscarinic antagonist activity in the acetylcholine-induced bronchoconstriction model, the animals were administered propranolol, a compound that blocks  $\beta$  receptor activity, prior to the administration of acetylcholine. Duration of bronchoprotection in the histamine-induced bronchoconstriction model reflects  $\beta_2$  adrenergic receptor agonist activity.

**[0424]** Groups of 6 male guinea pigs (Duncan-Hartley (HsdPoc:DH) Harlan, Madison, WI) weighing between 250 and 350 g were individually identified by cage cards. Throughout the study, animals were allowed access to food and water *ad libitum*.

**[0425]** Test compounds were administered *via* inhalation over 10 minutes in a whole-body exposure dosing chamber (R&S Molds, San Carlos, CA). The dosing chambers were arranged so that an aerosol was simultaneously delivered to 6 individual chambers from a central manifold. Guinea pigs were exposed to an aerosol of a test compound or vehicle (WFI). These aerosols were generated from aqueous solutions using an LC Star Nebulizer Set (Model 22F51, PARI Respiratory Equipment, Inc. Midlothian, VA) driven by a mixture of gases (CO<sub>2</sub> = 5%, O<sub>2</sub> = 21 % and N<sub>2</sub> = 74%) at a pressure of 22 psi. The gas flow through the nebulizer at this operating pressure was approximately 3 L/ minute. The generated aerosols were driven into the chambers by positive pressure. No dilution air was used during the delivery of aerosolized solutions. During the 10 minute nebulization, approximately 1.8 mL of solution was nebulized. This value

was measured gravimetrically by comparing pre-and post-nebulization weights of the filled nebulizer.

**[0426]** The bronchoprotective effects of test compounds administered *via* inhalation were evaluated using whole body plethysmography at 1.5, 24, 48 and 72 hours post-dose.

**[0427]** Forty-five minutes prior to the start of the pulmonary evaluation, each guinea pig was anesthetized with an intramuscular injection of ketamine (43.75 mg/kg), xylazine (3.50 mg/kg) and acepromazine (1.05 mg/kg). After the surgical site was shaved and cleaned with 70% alcohol, a 2-3 cm midline incision of the ventral aspect of the neck was made. Then, the jugular vein was isolated and cannulated with a saline-filled polyethylene catheter (PE-50, Becton Dickinson, Sparks, MD) to allow for intravenous infusions of acetylcholine (ACh) or histamine in saline. The trachea was then dissected free and cannulated with a 14G teflon tube (#NE- 014, Small Parts, Miami Lakes, FL). If required, anesthesia was maintained by additional intramuscular injections of the aforementioned anesthetic mixture. The depth of anesthesia was monitored and adjusted if the animal responds to pinching of its paw or if the respiration rate was greater than 100 breaths/minute.

**[0428]** Once the cannulations were completed, the animal was placed into a plethysmograph (#PLY3114, Buxco Electronics, Inc., Sharon, CT) and an esophageal pressure cannula (PE-160, Becton Dickinson, Sparks, MD) was inserted to measure pulmonary driving pressure (*pressure*). The teflon tracheal tube was attached to the opening of the plethysmograph to allow the guinea pig to breathe room air from outside the chamber. The chamber was then sealed. A heating lamp was used to maintain body temperature and the guinea pig's lungs were inflated 3 times with 4 mL of air using a 10 mL calibration syringe (#5520 Series, Hans Rudolph, Kansas City, MO) to ensure that the lower airways did not collapse and that the animal did not suffer from hyperventilation.

**[0429]** Once it was determined that baseline values were within the range of 0.3 - 0.9 mL/cm H<sub>2</sub>O for compliance and within the range of 0.1 - 0.199 cm H<sub>2</sub>O/mL per second for resistance, the pulmonary evaluation was initiated. A Buxco pulmonary measurement computer program enabled the collection and derivation of pulmonary values.

**[0430]** Starting this program initiated the experimental protocol and data collection. The changes in volume over time that occur within the plethysmograph with each breath were measured *via* a Buxco pressure transducer. By integrating this signal over time, a measurement of *flow* was calculated for each breath. This signal, together with the pulmonary driving *pressure* changes, which were collected using a Sensym pressure transducer (#TRD4100), was connected *via* a Buxco (MAX 2270) preamplifier to a data collection interface (#'s SFT3400 and SFT3813). All other pulmonary parameters were derived from these two inputs.

**[0431]** Baseline values were collected for 5 minutes, after which time the guinea pigs were challenged with ACh or histamine. When evaluating the muscarinic antagonist effects, propranolol (5 mg/Kg, iv) (Sigma-Aldrich, St. Louis, MO) was administered 15 minutes prior to challenge with ACh. ACh (Sigma-Aldrich, St. Louis, MO) (0.1 mg/mL) was infused intravenously for 1 minute from a syringe pump (sp210iw, World Precision Instruments, Inc., Sarasota, FL) at the following doses and prescribed times from the start of the experiment: 1.9 µg/minute at 5 minutes, 3.8 µg/minute at 10 minutes, 7.5 µg/minute at 15 minutes, 15.0 µg/minute at 20 minutes, 30 µg/minute at 25 minutes and 60 µg/minute at 30 minutes. Alternatively, bronchoprotection of test compounds was assessed in the acetylcholine challenge model without pretreatment with a beta blocking compound.

**[0432]** When evaluating the β<sub>2</sub> adrenergic receptor agonist effects of test compounds, histamine (25 µg/mL) (Sigma-Aldrich, St. Louis, MO) was infused intravenously for 1 minute from a syringe pump at the following doses and prescribed times from the start of the experiment: 0.5 µg/minute at 5 minutes, 0.9 µg/minute at 10 minutes, 1.9 µg/minute at 15 minutes, 3.8 µg/minute at 20 minutes, 7.5 µg/minute at 25 minutes and 15 µg/minute at 30 minutes. If resistance or compliance had not returned to baseline values at 3 minutes following each ACh or histamine dose, the guinea pig's lungs were inflated 3 times with 4 mL of air from a 10 mL calibration syringe. Recorded pulmonary parameters include respiration frequency (breaths/minute), compliance (mL/cm H<sub>2</sub>O) and pulmonary resistance (cm H<sub>2</sub>O/ mL per second). Once the pulmonary function measurements were completed at minute 35 of this protocol, the guinea pig was removed from the plethysmograph and euthanized by carbon dioxide asphyxiation.

**[0433]** The data were evaluated in one of two ways:

(a) Pulmonary resistance (R<sub>L</sub>, cm H<sub>2</sub>O/mL per second) was calculated from the ratio of "change in pressure" to "the change in flow." The R<sub>L</sub> response to ACh (60 µg/min, IH) was computed for the vehicle and the test compound groups. The mean ACh response in vehicle-treated animals, at each pre-treatment time, was calculated and used to compute % inhibition of ACh response, at the corresponding pre-treatment time, at each test compound dose. Inhibition dose-response curves for 'R<sub>L</sub>' were fitted with a four parameter logistic equation using GraphPad Prism, version 3.00 for Windows (GraphPad Software, San Diego, California) to estimate bronchoprotective ID<sub>50</sub> (dose required to inhibit the ACh (60 µg/min) bronchoconstrictor response by 50%). The equation used was as follows:

$$Y = \text{Min} + (\text{Max} - \text{Min}) / (1 + 10^{((\log \text{ID}_{50} - X) * \text{Hillslope})})$$

where X is the logarithm of dose, Y is the response (% Inhibition of ACh induced increase in  $R_L$ ). Y starts at Min and approaches asymptotically to Max with a sigmoidal shape.

(b) The quantity  $PD_2$ , which is defined as the amount of ACh or histamine needed to cause a doubling of the baseline pulmonary resistance, was calculated using the pulmonary resistance values derived from the *flow* and the *pressure* over a range of ACh or histamine challenges using the following equation (derived from the equation used to calculate  $PC_{20}$  values in the clinic (see *Am. Thoracic Soc*, 2000):

$$PD_2 = \text{antilog} \left[ \log C_1 + \frac{(\log C_2 - \log C_1)(2R_0 - R_1)}{R_2 - R_1} \right]$$

where:

$C_1$  = concentration of ACh or histamine preceding  $C_2$

$C_2$  = concentration of ACh or histamine resulting in at least a 2-fold increase in pulmonary resistance ( $R_L$ )

$R_0$  = Baseline  $R_L$  value

$R_1$  =  $R_L$  value after  $C_1$

$R_2$  =  $R_L$  value after  $C_2$

**[0434]** Statistical analysis of the data was performed using a two tailed - Students t-test. A P-value <0.05 was considered significant.

**[0435]** Exemplified compounds of this invention that were tested in this assay typically produced a dose-dependent bronchoprotective effect against MCh-induced bronchoconstriction and His-induced bronchoconstriction. Generally, test compounds having a potency ( $ID_{50}$  at 1.5 h post-dose) of less than about 300  $\mu\text{g/mL}$  for ACh-induced bronchoconstriction and less than about 300  $\mu\text{g/mL}$  for His-induced bronchoconstriction in this assay are generally preferred. For example, the compounds of Examples 3 and 6 were found to have an  $ID_{50}$  less than about 100  $\mu\text{g/mL}$  for ACh-induced bronchoconstriction and an  $ID_{50}$  less than about 100  $\mu\text{g/mL}$  for His-induced bronchoconstriction at 1.5 hours post-dose.

**[0436]** Additionally, test compounds having a duration ( $PD T_{1/2}$ ) of bronchoprotective activity of at least about 24 hours in this assay are generally preferred. By way of example, the compounds of Examples 3 and 6 were found to have a  $PD T_{1/2}$  of at least about 24 hours post-dose.

## Assay Test Procedure G

### Einhoven Model for Measuring Changes in Ventilation in Guinea Pigs

**[0437]** The bronchodilator activity of test compounds was evaluated in an anesthetized guinea pig model (the Einthoven model), which uses ventilation pressure as a surrogate measure of airway resistance. See, for example, Einthoven (1892) *Pfugers Arch.* 51: 367 - 445; and Mohammed et al. (2000) *Pulm Pharmacol Ther.* 13(6):287-92. In this model, muscarinic antagonist and  $\beta_2$  agonist activity was assessed by determining the protective effects against methacholine (MCh) and histamine (His)-induced bronchoconstriction.

**[0438]** This assay was conducted using Duncan-Hartley guinea pigs (Harlan, Indianapolis, IN), weighing between 300 and 400 g.

**[0439]** The test compound or vehicle (i.e., sterile water) was dosed by inhalation (IH) over a 10 minute time period in a whole body exposure dosing chamber (R+S Molds, San Carlos, CA) using 5 mL of dosing solution. Animals were exposed to an aerosol, which was generated from an LC Star Nebulizer Set (Model 22F51, PARI Respiratory Equipment, Inc. Midlothian, VA) driven by Bioblend a mixture of gasses (5%  $\text{CO}_2$ ; 21%  $\text{O}_2$ ; and 74%  $\text{N}_2$ ) at a pressure of 22 psi. Pulmonary function was evaluated at various time-points after inhalation dosing.

**[0440]** Forty five minutes prior to the start of pulmonary function evaluation, the guinea pigs were anesthetized with an intramuscular (IM) injection of a mixture of ketamine (13.7 mg/kg/xylazine (3.5 mg/kg)/acepromazine (1.05 mg/kg). A supplemental dose of this mixture (50% of initial dose) was administered as needed. The jugular vein and carotid artery were isolated and cannulated with saline-filled polyethylene catheters (micro-renathane and PE-50, respectively, Beckton Dickinson, Sparks, MD). The carotid artery was connected to a pressure transducer to allow the measurement of blood pressure and the jugular vein cannula was used for IV injection of either MCh or His. The trachea was then dissected free and cannulated with a 14G needle (#NE-014, Small Parts, Miami Lakes, FL). Once the cannulations were complete, the guinea pigs were ventilated using a respirator (Model 683, Harvard Apparatus, Inc., MA) set at a stroke volume of 1mL/100 g body weight but not exceeding 2.5 mL volume, and at a rate of 100 strokes per minute. Ventilation pressure (VP) was measured in the tracheal cannula using a Biopac transducer that was connected to a Biopac (TSD

137C) pre-amplifier. Body temperature was maintained at 37 °C using a heating pad. Prior to initiating data collection, pentobarbital (25mg/kg) was administered intraperitoneally (IP) to suppress spontaneous breathing and obtain a stable baseline. The changes in VP were recorded on a Biopac Windows data collection interface. Baseline values were collected for at least 5 minutes, after which time guinea pigs were challenged IV non-cumulatively with 2-fold incremental doses of the bronchoconstrictor (MCh or His). When MCh was used as the bronchoconstrictor agent, animals were pre-treated with propranolol (5 mg/kg, IV) to isolate the antimuscarinic effects of the test compound. Changes in VP were recorded using the Acknowledge Data Collection Software (Santa Barbara, CA). After the completion of study, the animals were euthanized.

[0441] Change in VP was measured in cm of water. Change in VP (cm H<sub>2</sub>O) = peak pressure (after bronchoconstrictor challenge) - peak baseline pressure. The dose-response curve to MCh or His was fitted to a four parameter logistic equation using GraphPad Prism, version 3.00 for Windows (GraphPad Software, San Diego, California) The equation used was as follows:

$$Y = \text{Min} + (\text{Max} - \text{Min}) / (1 + 10^{((\log \text{ID}_{50} - X) * \text{Hillslope})})$$

where X is the logarithm of dose, Y is the response. Y starts at Min and approaches asymptotically to Max with a sigmoidal shape.

[0442] The percent inhibition of the bronchoconstrictor response to a submaximal dose of MCh or His was calculated at each dose of the test compound using the following equation: % Inhibition of response = 100 - ((peak pressure (after bronchoconstrictor challenge, treated) - peak baseline pressure (treated)) \* 100% / (peak pressure (after bronchoconstrictor challenge, water) - peak baseline pressure (water))). Inhibition curves were fitted using the four parameter logistic equation from GraphPad software. ID<sub>50</sub> (dose required to produce 50% inhibition of the bronchoconstrictor response) and Emax (maximal inhibition) were also estimated wherever appropriate.

[0443] The magnitude of bronchoprotection at different time-points after inhalation of the test compound was used to estimate the pharmacodynamic half-life (PD T<sub>1/2</sub>). PD T<sub>1/2</sub> was determined using a non-linear regression fit using a one-phase exponential decay equation (GraphPad Prism, Version 4.00): Y = Span \* exp(-K \* X) + Plateau; Starts at Span + Plateau and decays to Plateau with a rate constant K. The PD T<sub>1/2</sub> = 0.69/K. Plateau was constrained to 0.

[0444] Exemplified compounds of this invention that were tested in this assay typically produced a dose-dependent bronchoprotective effect against MCh-induced bronchoconstriction and His-induced bronchoconstriction. Generally, test compounds having an ID<sub>50</sub> less than about 300 µg/mL for MCh-induced bronchoconstriction and an ID<sub>50</sub> less than about 300 µg/mL for His-induced bronchoconstriction at 1.5 hours post-dose in this assay are preferred. Additionally, test compounds having a duration (PD T<sub>1/2</sub>) of bronchoprotective activity of at least about 24 hours in this assay are generally preferred.

## Assay Test Procedure H

### Inhalation Guinea Pig Salivation Assay

[0445] Guinea pigs (Charles River, Wilmington, MA) weighing 200-350 g were acclimated to the in-house guinea pig colony for at least 3 days following arrival. Test compound or vehicle were dosed via inhalation (IH) over a 10 minute time period in a pie shaped dosing chamber (R+S Molds, San Carlos, CA). Test solutions were dissolved in sterile water and delivered using a nebulizer filled with 5.0 mL of dosing solution. Guinea pigs were restrained in the inhalation chamber for 30 minutes. During this time, guinea pigs were restricted to an area of approximately 110 sq. cm. This space was adequate for the animals to turn freely, reposition themselves, and allow for grooming. Following 20 minutes of acclimation, guinea pigs were exposed to an aerosol generated from a LS Star Nebulizer Set (Model 22F51, PARI Respiratory Equipment, Inc. Midlothian, VA) driven by house air at a pressure of 22 psi. Upon completion of nebulization, guinea pigs were evaluated at 1.5, 6, 12, 24, 48, or 72 hrs after treatment.

[0446] Guinea pigs were anesthetized one hour before testing with an intramuscular (IM) injection of a mixture of ketamine 43.75 mg/kg, xylazine 3.5 mg/kg, and acepromazine 1.05 mg/kg at an 0.88 mL/kg volume. Animals were placed ventral side up on a heated (37°C) blanket at a 20 degree incline with their head in a downward slope. A 4-ply 2 x 2 inch gauze pad (Nu-Gauze General-use sponges, Johnson and Johnson, Arlington, TX) was inserted in the guinea pig's mouth. Five minutes later, the muscarinic agonist pilocarpine (3.0 mg/kg, s.c.) was administered and the gauze pad was immediately discarded and replaced by a new pre-weighed gauze pad. Saliva was collected for 10 minutes, at which point the gauze pad was weighed and the difference in weight recorded to determine the amount of accumulated saliva (in mg). The mean amount of saliva collected for animals receiving the vehicle and each dose of test compound was calculated. The vehicle group mean was considered to be 100% salivation. Results were calculated using result

means (n = 3 or greater). Confidence intervals (95%) were calculated for each dose at each time point using two-way ANOVA. This model is a modified version of the procedure described in Rechter, "Estimation of anticholinergic drug effects in mice by antagonism against pilocarpine-induced salivation" *Ata Pharmacol Toxicol*, 1996, 24:243-254.

**[0447]** The mean weight of saliva in vehicle-treated animals, at each pre-treatment time, was calculated and used to compute % inhibition of salivation, at the corresponding pre-treatment time, at each dose. The inhibition dose-response data were fitted to a four parameter logistic equation using GraphPad Prism, version 3.00 for Windows (GraphPad Software, San Diego, California) to estimate anti-sialagogue ID<sub>50</sub> (dose required to inhibit 50% of pilocarpine-evoked salivation). The equation used was as follows:

$$Y = \text{Min} + (\text{Max} - \text{Min}) / (1 + 10^{((\log \text{ID}_{50} - X) * \text{Hillslope})})$$

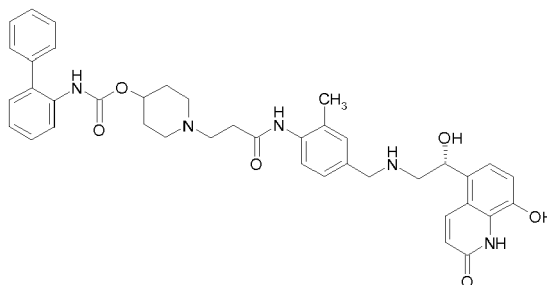
where X is the logarithm of dose, Y is the response (% inhibition of salivation). Y starts at Min and approaches asymptotically to Max with a sigmoidal shape.

**[0448]** The ratio of the anti-sialagogue ID<sub>50</sub> to bronchoprotective ID<sub>50</sub> was used to compute the apparent lung-selectivity index of the test compound. Generally, compounds having an apparent lung-selectivity index greater than about 5 are preferred. In this assay, the compound of Example 3 had an apparent lung-selectivity index greater than 5.

**[0449]** While the present invention has been described with reference to specific aspects or embodiments thereof, it will be understood by those of ordinary skilled in the art that various changes can be made or equivalents can be substituted without departing from the true spirit and scope of the invention. Additionally, to the extent permitted by applicable patent statutes and regulations, all publications, patents and patent applications cited herein are hereby incorporated by reference in their entirety to the same extent as if each document had been individually incorporated by reference herein.

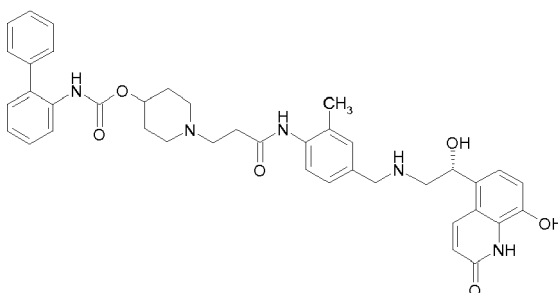
## Claims

1. Biphenyl-2-ylcarbamic acid 1-[2-(4-[[[(R)-2-hydroxy-2-(8-hydroxy-2-oxo-1,2-dihydroquinolin-5-yl)-ethylamino]methyl]-2-methylphenylcarbonyl]ethyl]piperidin-4-yl ester of formula



or a pharmaceutically acceptable salt thereof.

2. Biphenyl-2-ylcarbamic acid 1-[2-(4-[[[(R)-2-hydroxy-2-(8-hydroxy-2-oxo-1,2-dihydroquinolin-5-yl)-ethylamino]methyl]-2-methylphenylcarbonyl]ethyl]piperidin-4-yl ester of formula



3. A pharmaceutical composition comprising a) biphenyl-2-ylcarbamic acid 1-[2-(4-[(R)-2-hydroxy-2-(8-hydroxy-2-oxo-1,2-dihydroquinolin-5-yl)-ethylamino]methyl)-2-methylphenylcarbonyl]ethyl]piperidin-4-yl ester or a pharmaceutically acceptable salt thereof, and b) a pharmaceutically acceptable carrier.

5 4. A pharmaceutical composition according to claim 3, wherein the composition comprises a further therapeutic agent.

5. A pharmaceutical composition according to claim 4, wherein the further therapeutic agent is a steroidal anti-inflammatory agent.

10 6. A pharmaceutical composition according to claim 5, wherein the steroidal anti-inflammatory agent is a corticosteroid.

7. Biphenyl-2-ylcarbamic acid 1-[2-(4-[(R)-2-hydroxy-2-(8-hydroxy-2-oxo-1,2-dihydroquinolin-5-yl)-ethylamino]methyl)-2-methylphenylcarbonyl]ethyl]piperidin-4-yl ester or a pharmaceutically acceptable salt thereof, for use in therapy.

15 8. Biphenyl-2-ylcarbamic acid 1-[2-(4-[(R)-2-hydroxy-2-(8-hydroxy-2-oxo-1,2-dihydroquinolin-5-yl)-ethylamino]methyl)-2-methylphenylcarbonyl]ethyl]piperidin-4-yl ester or a pharmaceutically acceptable salt thereof, for use in the treatment of a pulmonary disorder.

20 9. The use according to claim 8, wherein the pulmonary disorder is chronic obstructive pulmonary disease or asthma.

25

30

35

40

45

50

55





## EUROPEAN SEARCH REPORT

Application Number  
EP 15 19 6303

5

10

15

20

25

30

35

40

45

50

55

DOCUMENTS CONSIDERED TO BE RELEVANT			
Category	Citation of document with indication, where appropriate, of relevant passages	Relevant to claim	CLASSIFICATION OF THE APPLICATION (IPC)
A	WO 01/42212 A (ADVANCED MEDICINE INC ; MAMMEN MATHAI (US); OARE DAVID (US)) 14 June 2001 (2001-06-14) * page 121 - page 122; claim 1 * * page 98, line 8 - line 15 *	1-9	INV. C07D401/12 A61K31/4709 A61P11/00 A61P11/06
A	WO 01/42213 A (ADVANCED MEDICINE INC ; MAMMEN MATHAI (US); OARE DAVID (US)) 14 June 2001 (2001-06-14) * page 142 - page 143; claim 1 * * page 96, line 11 - line 19 *	1-9	
A	WO 99/64035 A (ADVANCED MEDICINE INC ; CHOI SEOK KI (US); GRIFFIN JOHN H (US); MORAN) 16 December 1999 (1999-12-16) * page 116 - page 118; claim 1 * * page 84, line 9 - line 15 * * page 69, line 21 - line 23 *	1-9	
A	WO 99/64031 A (ADVANCED MEDICINE INC ; CHOI SEOK KI (US); GRIFFIN JOHN H (US); MORAN) 16 December 1999 (1999-12-16) * page 89 - page 91; claim 1 * * page 74, line 8 - line 15 * * page 59, line 31 - page 60, line 2 *	1-9	TECHNICAL FIELDS SEARCHED (IPC) C07D A61K
The present search report has been drawn up for all claims			
Place of search Munich		Date of completion of the search 25 February 2016	Examiner Fink, Dieter
CATEGORY OF CITED DOCUMENTS X : particularly relevant if taken alone Y : particularly relevant if combined with another document of the same category A : technological background O : non-written disclosure P : intermediate document		T : theory or principle underlying the invention E : earlier patent document, but published on, or after the filing date D : document cited in the application L : document cited for other reasons & : member of the same patent family, corresponding document	

EPO FORM 1503 03.82 (P04C01)

**ANNEX TO THE EUROPEAN SEARCH REPORT  
ON EUROPEAN PATENT APPLICATION NO.**

EP 15 19 6303

5

This annex lists the patent family members relating to the patent documents cited in the above-mentioned European search report.  
The members are as contained in the European Patent Office EDP file on  
The European Patent Office is in no way liable for these particulars which are merely given for the purpose of information.

25-02-2016

10

15

20

25

30

35

40

45

50

55

Patent document cited in search report		Publication date	Patent family member(s)	Publication date
WO 0142212	A	14-06-2001	AT 299494 T	15-07-2005
			AU 783095 B2	22-09-2005
			AU 2067401 A	18-06-2001
			CA 2392028 A1	14-06-2001
			DE 60021282 D1	18-08-2005
			DE 60021282 T2	18-05-2006
			EP 1235802 A1	04-09-2002
			JP 2003516390 A	13-05-2003
			MX PA02005596 A	10-09-2004
			US 2004029919 A1	12-02-2004
			WO 0142212 A1	14-06-2001
-----				
WO 0142213	A	14-06-2001	AT 271039 T	15-07-2004
			AT 439345 T	15-08-2009
			AU 782232 B2	14-07-2005
			AU 1951801 A	18-06-2001
			BR 0015963 A	06-08-2002
			CA 2392030 A1	14-06-2001
			CN 1407970 A	02-04-2003
			CZ 20021830 A3	16-10-2002
			DE 60012223 D1	19-08-2004
			DE 60012223 T2	25-08-2005
			EP 1235803 A1	04-09-2002
			EP 1457488 A1	15-09-2004
			ES 2225275 T3	16-03-2005
			ES 2243333 T3	01-12-2005
			ES 2329785 T3	01-12-2009
			HK 1049483 A1	18-02-2005
			HR P20020574 A2	31-08-2005
			HU 0203677 A2	28-03-2003
			IL 149289 A	15-05-2007
			IS 6362 A	26-04-2002
			JP 2003516391 A	13-05-2003
			MX PA02005602 A	10-09-2004
			NO 20022683 A	02-07-2002
			NZ 518722 A	26-03-2004
			PL 364922 A1	27-12-2004
			SK 7982002 A3	03-12-2002
			UA 73543 C2	16-09-2002
			US 2002049195 A1	25-04-2002
			US 2004054187 A1	18-03-2004
			US 2004116706 A1	17-06-2004
			WO 0142213 A1	14-06-2001
			YU 42402 A	16-01-2006
			ZA 200204553 A	08-09-2003
			ZA 200204557 A	08-09-2003

EPO FORM P0459

For more details about this annex : see Official Journal of the European Patent Office, No. 12/82

**ANNEX TO THE EUROPEAN SEARCH REPORT  
ON EUROPEAN PATENT APPLICATION NO.**

EP 15 19 6303

5 This annex lists the patent family members relating to the patent documents cited in the above-mentioned European search report.  
The members are as contained in the European Patent Office EDP file on  
The European Patent Office is in no way liable for these particulars which are merely given for the purpose of information.

25-02-2016

Patent document cited in search report	Publication date	Patent family member(s)	Publication date
WO 9964035	A	16-12-1999	AP 1869 A
			AR 019628 A1
			AR 019630 A1
			AR 030142 A1
			AR 031364 A1
			AR 031973 A1
			AT 302748 T
			AU 4336899 A
			AU 4337699 A
			AU 4423499 A
			AU 4426599 A
			AU 4543599 A
			AU 4543999 A
			AU 4549199 A
			AU 4551599 A
			AU 4552099 A
			AU 4557099 A
			AU 4672799 A
			AU 4674799 A
			AU 4675199 A
			AU 4675299 A
			AU 4675399 A
			AU 4675499 A
			AU 4677699 A
			AU 4818199 A
			AU 5203999 A
			BR 9910832 A
			CA 2318055 A1
			CA 2318192 A1
			CA 2318286 A1
			CA 2318894 A1
			CA 2319068 A1
			CA 2319159 A1
			CA 2319175 A1
			CA 2319496 A1
			CA 2319497 A1
			CA 2319643 A1
			CA 2319650 A1
			CA 2319651 A1
			CA 2319751 A1
			CA 2319756 A1
			CA 2320926 A1
			CA 2321120 A1
			CA 2321152 A1
			CA 2321170 A1

EPO FORM P0459

For more details about this annex : see Official Journal of the European Patent Office, No. 12/82

**ANNEX TO THE EUROPEAN SEARCH REPORT  
ON EUROPEAN PATENT APPLICATION NO.**

EP 15 19 6303

5 This annex lists the patent family members relating to the patent documents cited in the above-mentioned European search report.  
The members are as contained in the European Patent Office EDP file on  
The European Patent Office is in no way liable for these particulars which are merely given for the purpose of information.

25-02-2016

Patent document cited in search report	Publication date	Patent family member(s)	Publication date
		CA 2321273 A1	16-12-1999
		CN 1295479 A	16-05-2001
		DE 69926861 D1	29-09-2005
15		DE 69926861 T2	18-05-2006
		DK 1019075 T3	02-01-2006
		EP 1003540 A1	31-05-2000
		EP 1019075 A1	19-07-2000
		EP 1019360 A1	19-07-2000
20		EP 1080080 A1	07-03-2001
		EP 1082289 A1	14-03-2001
		EP 1083888 A1	21-03-2001
		EP 1083893 A1	21-03-2001
		EP 1083917 A1	21-03-2001
25		EP 1083921 A1	21-03-2001
		EP 1085847 A2	28-03-2001
		EP 1085868 A1	28-03-2001
		EP 1085870 A2	28-03-2001
		EP 1085887 A2	28-03-2001
		EP 1085889 A2	28-03-2001
30		EP 1085894 A1	28-03-2001
		EP 1094826 A1	02-05-2001
		EP 1100519 A1	23-05-2001
		EP 1102597 A1	30-05-2001
		EP 1107753 A1	20-06-2001
35		ES 2247814 T3	01-03-2006
		HK 1029535 A1	24-02-2006
		HU 0201545 A2	28-09-2002
		JP 2002517420 A	18-06-2002
		JP 2002517421 A	18-06-2002
40		JP 2002517442 A	18-06-2002
		JP 2002517457 A	18-06-2002
		JP 2002517459 A	18-06-2002
		JP 2002517460 A	18-06-2002
		JP 2002517462 A	18-06-2002
		JP 2002517463 A	18-06-2002
45		JP 2009280590 A	03-12-2009
		KR 100593430 B1	28-06-2006
		NO 20006220 A	29-01-2001
		PE 08782000 A1	15-09-2000
		PL 346411 A1	11-02-2002
50		SG 81994 A1	24-07-2001
		SG 83720 A1	16-10-2001
		SG 83721 A1	16-10-2001
		SG 93205 A1	17-12-2002
		SG 164266 A1	29-09-2010
55		TR 200003650 T2	21-08-2001

EPO FORM P0459

For more details about this annex : see Official Journal of the European Patent Office, No. 12/82

**ANNEX TO THE EUROPEAN SEARCH REPORT  
ON EUROPEAN PATENT APPLICATION NO.**

EP 15 19 6303

5 This annex lists the patent family members relating to the patent documents cited in the above-mentioned European search report.  
The members are as contained in the European Patent Office EDP file on  
The European Patent Office is in no way liable for these particulars which are merely given for the purpose of information.

25-02-2016

10	Patent document cited in search report	Publication date	Patent family member(s)	Publication date	
			TW 1252222 B	01-04-2006	
			US 6288055 B1	11-09-2001	
			US 6355805 B1	12-03-2002	
15			US 6362371 B1	26-03-2002	
			US 6541669 B1	01-04-2003	
			US 2003087306 A1	08-05-2003	
			WO 9963930 A2	16-12-1999	
			WO 9963933 A2	16-12-1999	
20			WO 9963936 A2	16-12-1999	
			WO 9963944 A2	16-12-1999	
			WO 9963983 A1	16-12-1999	
			WO 9963993 A1	16-12-1999	
			WO 9963996 A1	16-12-1999	
			WO 9963999 A1	16-12-1999	
25			WO 9964000 A1	16-12-1999	
			WO 9964031 A1	16-12-1999	
			WO 9964034 A1	16-12-1999	
			WO 9964035 A1	16-12-1999	
			WO 9964038 A1	16-12-1999	
30			WO 9964041 A1	16-12-1999	
			WO 9964042 A1	16-12-1999	
			WO 9964052 A1	16-12-1999	
			WO 9964053 A1	16-12-1999	
			WO 9964055 A1	16-12-1999	
35			WO 9966944 A1	29-12-1999	
	-----				
	WO 9964031	A	16-12-1999	AP 1869 A	14-07-2008
				AR 019628 A1	27-02-2002
				AR 019630 A1	27-02-2002
40				AR 030142 A1	13-08-2003
				AR 031364 A1	24-09-2003
				AR 031973 A1	22-10-2003
				AT 302748 T	15-09-2005
				AU 4336899 A	30-12-1999
				AU 4337699 A	30-12-1999
45				AU 4423499 A	30-12-1999
				AU 4426599 A	30-12-1999
				AU 4543599 A	30-12-1999
				AU 4543999 A	30-12-1999
				AU 4549199 A	30-12-1999
50				AU 4551599 A	30-12-1999
				AU 4552099 A	30-12-1999
				AU 4557099 A	30-12-1999
				AU 4672799 A	30-12-1999
				AU 4674799 A	30-12-1999
55				AU 4675199 A	30-12-1999

FORM P0459

EPO FORM P0459

For more details about this annex : see Official Journal of the European Patent Office, No. 12/82

**ANNEX TO THE EUROPEAN SEARCH REPORT  
ON EUROPEAN PATENT APPLICATION NO.**

EP 15 19 6303

5 This annex lists the patent family members relating to the patent documents cited in the above-mentioned European search report.  
The members are as contained in the European Patent Office EDP file on  
The European Patent Office is in no way liable for these particulars which are merely given for the purpose of information.

25-02-2016

Patent document cited in search report	Publication date	Patent family member(s)	Publication date
		AU 4675299 A	30-12-1999
		AU 4675399 A	30-12-1999
		AU 4675499 A	30-12-1999
15		AU 4677699 A	10-01-2000
		AU 4818199 A	30-12-1999
		AU 5203999 A	30-12-1999
		BR 9910832 A	16-10-2001
		CA 2318055 A1	16-12-1999
20		CA 2318192 A1	16-12-1999
		CA 2318286 A1	16-12-1999
		CA 2318894 A1	16-12-1999
		CA 2319068 A1	16-12-1999
		CA 2319159 A1	16-12-1999
		CA 2319175 A1	16-12-1999
25		CA 2319496 A1	16-12-1999
		CA 2319497 A1	16-12-1999
		CA 2319643 A1	16-12-1999
		CA 2319650 A1	29-12-1999
		CA 2319651 A1	16-12-1999
30		CA 2319751 A1	16-12-1999
		CA 2319756 A1	16-12-1999
		CA 2320926 A1	16-12-1999
		CA 2321120 A1	16-12-1999
		CA 2321152 A1	16-12-1999
35		CA 2321170 A1	16-12-1999
		CA 2321273 A1	16-12-1999
		CN 1295479 A	16-05-2001
		DE 69926861 D1	29-09-2005
		DE 69926861 T2	18-05-2006
40		DK 1019075 T3	02-01-2006
		EP 1003540 A1	31-05-2000
		EP 1019075 A1	19-07-2000
		EP 1019360 A1	19-07-2000
		EP 1080080 A1	07-03-2001
		EP 1082289 A1	14-03-2001
45		EP 1083888 A1	21-03-2001
		EP 1083893 A1	21-03-2001
		EP 1083917 A1	21-03-2001
		EP 1083921 A1	21-03-2001
		EP 1085847 A2	28-03-2001
50		EP 1085868 A1	28-03-2001
		EP 1085870 A2	28-03-2001
		EP 1085887 A2	28-03-2001
		EP 1085889 A2	28-03-2001
		EP 1085894 A1	28-03-2001
55		EP 1094826 A1	02-05-2001

EPO FORM P0459

For more details about this annex : see Official Journal of the European Patent Office, No. 12/82

**ANNEX TO THE EUROPEAN SEARCH REPORT  
ON EUROPEAN PATENT APPLICATION NO.**

EP 15 19 6303

5 This annex lists the patent family members relating to the patent documents cited in the above-mentioned European search report.  
The members are as contained in the European Patent Office EDP file on  
The European Patent Office is in no way liable for these particulars which are merely given for the purpose of information.

25-02-2016

Patent document cited in search report	Publication date	Patent family member(s)	Publication date
		EP 1100519 A1	23-05-2001
		EP 1102597 A1	30-05-2001
		EP 1107753 A1	20-06-2001
15		ES 2247814 T3	01-03-2006
		HK 1029535 A1	24-02-2006
		HU 0201545 A2	28-09-2002
		JP 2002517420 A	18-06-2002
		JP 2002517421 A	18-06-2002
20		JP 2002517442 A	18-06-2002
		JP 2002517457 A	18-06-2002
		JP 2002517459 A	18-06-2002
		JP 2002517460 A	18-06-2002
		JP 2002517462 A	18-06-2002
		JP 2002517463 A	18-06-2002
25		JP 2009280590 A	03-12-2009
		KR 100593430 B1	28-06-2006
		NO 20006220 A	29-01-2001
		PE 08782000 A1	15-09-2000
		PL 346411 A1	11-02-2002
30		SG 81994 A1	24-07-2001
		SG 83720 A1	16-10-2001
		SG 83721 A1	16-10-2001
		SG 93205 A1	17-12-2002
		SG 164266 A1	29-09-2010
35		TR 200003650 T2	21-08-2001
		TW 1252222 B	01-04-2006
		US 6288055 B1	11-09-2001
		US 6355805 B1	12-03-2002
		US 6362371 B1	26-03-2002
		US 6541669 B1	01-04-2003
40		US 2003087306 A1	08-05-2003
		WO 9963930 A2	16-12-1999
		WO 9963933 A2	16-12-1999
		WO 9963936 A2	16-12-1999
		WO 9963944 A2	16-12-1999
45		WO 9963983 A1	16-12-1999
		WO 9963993 A1	16-12-1999
		WO 9963996 A1	16-12-1999
		WO 9963999 A1	16-12-1999
		WO 9964000 A1	16-12-1999
50		WO 9964031 A1	16-12-1999
		WO 9964034 A1	16-12-1999
		WO 9964035 A1	16-12-1999
		WO 9964038 A1	16-12-1999
		WO 9964041 A1	16-12-1999
55		WO 9964042 A1	16-12-1999

EPO FORM P0459

For more details about this annex : see Official Journal of the European Patent Office, No. 12/82

**ANNEX TO THE EUROPEAN SEARCH REPORT  
ON EUROPEAN PATENT APPLICATION NO.**

EP 15 19 6303

5 This annex lists the patent family members relating to the patent documents cited in the above-mentioned European search report.  
The members are as contained in the European Patent Office EDP file on  
The European Patent Office is in no way liable for these particulars which are merely given for the purpose of information.

25-02-2016

10	Patent document cited in search report	Publication date	Patent family member(s)	Publication date
			WO 9964052 A1	16-12-1999
			WO 9964053 A1	16-12-1999
15			WO 9964055 A1	16-12-1999
			WO 9966944 A1	29-12-1999
	-----			
20				
25				
30				
35				
40				
45				
50				
55				

EPO FORM P0459

For more details about this annex : see Official Journal of the European Patent Office, No. 12/82



## REFERENCES CITED IN THE DESCRIPTION

*This list of references cited by the applicant is for the reader's convenience only. It does not form part of the European patent document. Even though great care has been taken in compiling the references, errors or omissions cannot be excluded and the EPO disclaims all liability in this regard.*

## Patent documents cited in the description

- US 6433027 B [0003]
- US 44784303 P [0079]
- US 46703503 P [0080]
- US 6123068 A [0161]
- WO 9712687 A [0161]
- US 5035237 A [0166]
- US 6378519 B [0166]
- US 4524769 A [0166]
- US 4353365 A [0166]
- US 5415162 A [0166]
- US 5239993 A [0166]
- US 5715810 A [0166]
- US 5225183 A [0167]
- EP 0717987 A2 [0167]
- WO 9222286 A [0167]
- US 6006745 A [0169]
- US 6143277 A [0169]
- WO 9953901 A [0169]
- WO 0061108 A [0169]
- US 6268533 B [0170]
- US 5983956 A [0170]
- US 5874063 A [0170]
- US 6221398 B [0170]
- WO 9955319 A [0170]
- WO 0030614 A [0170]
- WO 02066422 A [0180]
- WO 02070490 A [0180]
- WO 02076933 A [0180]
- WO 03024439 A [0180]
- WO 9916766 A [0183]
- WO 9947505 A [0183]
- US 6268533 B1 [0255]
- US 5495054 A [0255]

## Non-patent literature cited in the description

- **T. W. GREENE ; G. M. WUTS.** Protecting Groups in Organic Synthesis. Wiley, 1999 [0114] [0119]
- Remington: The Science and Practice of Pharmacy. Lippincott Williams & White, 2000 [0157]
- **H.C. ANSEL et al.** Pharmaceutical Dosage Forms and Drug Delivery Systems. Lippincott Williams & White, 1999 [0157]
- **BARNES.** Chronic Obstructive Pulmonary Disease. *N Engl J Med*, 2000, vol. 343, 269-78 [0204]
- **R. HETT et al.** *Organic Process Research and Development*, 1998, vol. 2, 96-99 [0255]
- **HONG et al.** *Tetrahedron Lett.*, 1994, vol. 35, 6631 [0255]
- **LOWRY et al.** *Journal of Biological Chemistry*, 1951, vol. 193, 265 [0394]
- **BRADFORD.** *Analytical Biochemistry*, 1976, vol. 72, 248-54 [0394]
- **LOWRY et al.** *Journal of Biochemistry*, 1951, vol. 193, 265 [0395]
- **CHENG Y ; PRUSOFF WH.** *Biochemical Pharmacology*, 1973, vol. 22, 3099-108 [0396] [0401]
- **CHENG Y ; PRUSOFF WH.** *Biochemical Pharmacology*, 1973, vol. 22 (23), 3099-108 [0399]
- **JANUARY B et al.** *British Journal of Pharmacology*, 1998, vol. 123 (4), 701-11 [0420]
- **EINTHOVEN.** *Pfugers Arch.*, 1892, vol. 51, 367-445 [0437]
- **MOHAMMED et al.** *Pulm Pharmacol Ther.*, 2000, vol. 13 (6), 287-92 [0437]
- **RECHTER.** Estimation of anticholinergic drug effects in mice by antagonism against pilocarpine-induced salivation. *Ata Pharmacol Toxicol*, 1996, vol. 24, 243-254 [0446]

## 摘要

本發明涉及一種聯苯衍生物，該聯苯衍生物有助於治療肺部失調疾病，例如慢性阻塞性肺疾病以及哮喘。本發明亦涉及包含該聯苯衍生物在內的藥用合成物，以及該聯苯衍生物的治療用途。