



(51) International Patent Classification:

G06F 3/01 (2006.01) G06F 3/041 (2006.01)  
G06F 3/14 (2006.01)

(21) International Application Number:

PCT/KR2013/005407

(22) International Filing Date:

19 June 2013 (19.06.2013)

(25) Filing Language:

English

(26) Publication Language:

English

(30) Priority Data:

61/803,772 20 March 2013 (20.03.2013) US  
10-2013-0058393 23 May 2013 (23.05.2013) KR  
13/918,469 14 June 2013 (14.06.2013) US

(71) Applicant: LG ELECTRONICS INC. [KR/KR]; 20 Yeouido-dong, Yeongdeungpo-gu, Seoul 150-721 (KR).

(72) Inventors: PARK, Hyorim; Intellectual Property Center, LG Electronics Inc., 16 Umyeon-dong, Seocho-gu, Seoul 137-724 (KR). KIM, Yongsin; Intellectual Property Cen-

ter, LG Electronics Inc., 16 Umyeon-dong, Seocho-gu, Seoul 137-724 (KR).

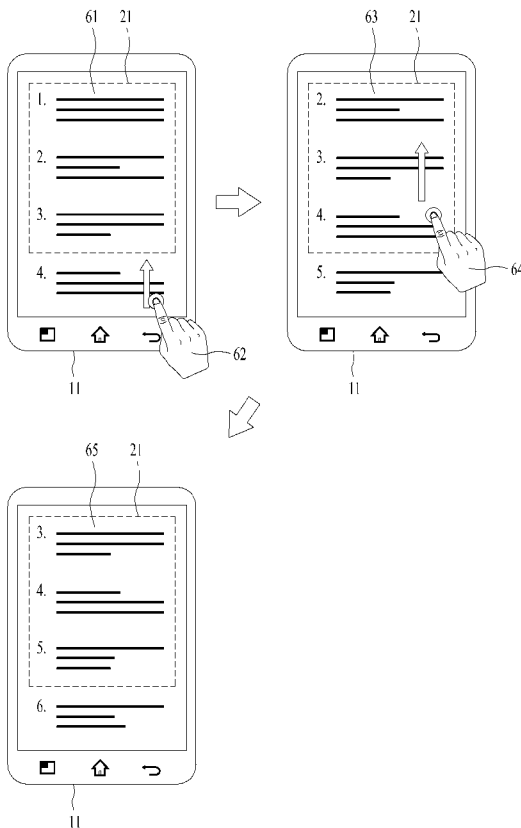
(74) Agents: KIM, Yong In et al.; KBK & Associates, 7th Floor, Hyundai Building, 175-9 Jamsil-dong, Songpa-ku, Seoul 138-861 (KR).

(81) Designated States (unless otherwise indicated, for every kind of national protection available): AE, AG, AL, AM, AO, AT, AU, AZ, BA, BB, BG, BH, BN, BR, BW, BY, BZ, CA, CH, CL, CN, CO, CR, CU, CZ, DE, DK, DM, DO, DZ, EC, EE, EG, ES, FI, GB, GD, GE, GH, GM, GT, HN, HR, HU, ID, IL, IN, IS, JP, KE, KG, KN, KP, KZ, LA, LC, LK, LR, LS, LT, LU, LY, MA, MD, ME, MG, MK, MN, MW, MX, MY, MZ, NA, NG, NI, NO, NZ, OM, PA, PE, PG, PH, PL, PT, QA, RO, RS, RU, RW, SC, SD, SE, SG, SK, SL, SM, ST, SV, SY, TH, TJ, TM, TN, TR, TT, TZ, UA, UG, US, UZ, VC, VN, ZA, ZM, ZW.

(84) Designated States (unless otherwise indicated, for every kind of regional protection available): ARIPO (BW, GH, GM, KE, LR, LS, MW, MZ, NA, RW, SD, SL, SZ, TZ, UG, ZM, ZW), Eurasian (AM, AZ, BY, KG, KZ, RU, TJ,

[Continued on next page]

(54) Title: DISPLAY DEVICE CAPTURING DIGITAL CONTENT AND METHOD OF CONTROLLING THREERFOR



(57) Abstract: A method of controlling a display device according to one embodiment of the present specification includes the steps of displaying a digital content, displaying a capturing window in a manner of overlapping the digital content, wherein the capturing window captures an inside area of the capturing window, detecting a first control input moving the digital content on an inside of the capturing window, moving the digital content according to the first control input and including the digital content, which moved to the inside of the capturing window, in a capturing object, detecting a second control input moving the digital content on an outside of the capturing window, and moving the digital content according to the second control input and excluding the digital content, which moved to the inside of the capturing window by the second control input, from the capturing object.

WO 2014/148689 A1

TM), European (AL, AT, BE, BG, CH, CY, CZ, DE, DK, EE, ES, FI, FR, GB, GR, HR, HU, IE, IS, IT, LT, LU, LV, MC, MK, MT, NL, NO, PL, PT, RO, RS, SE, SI, SK, SM, TR), OAPI (BF, BJ, CF, CG, CI, CM, GA, GN, GQ, GW, KM, ML, MR, NE, SN, TD, TG). **Published:** — *with international search report (Art. 21(3))*

## Description

### Title of Invention: DISPLAY DEVICE CAPTURING DIGITAL CONTENT AND METHOD OF CONTROLLING THEREFOR

#### Technical Field

- [1] The present specification relates to a display device, and more particularly, to a display device capturing digital content.

#### Background Art

- [2] A digital device may be able to display a digital content. The digital device may be able to download and display the digital content stored in an external server using a web browser. Yet, the digital content stored in the external server can be displayed only when the display device is connected to a network. Hence, in order to display the digital content of the external server while offline state, which corresponds to the state to which the network is not connected, the display device may be able to store displayed digital content in a manner of capturing.

#### Disclosure of Invention

##### Technical Problem

- [3] Since the display device includes a limited display area, the display device may be able to display a part of the digital content only. In particular, a part of the digital content is displayed and a different part of the digital content may not be displayed. Hence, in case of capturing a displayed digital content, the display device may be able to store a part of the digital content. And, in order to store a whole area of the digital content, the display device may be able to capture and stores the whole area of the digital content in a manner of scrolling the digital content and dividing the digital content into a plurality of parts. Since the digital content captured in a manner of being divided into a plurality of parts is stored as separate image files, uniformity between the digital content and an original digital content may be reduced.
- [4] Hence, a method of storing the whole area of the digital content as one image file is required for the display device according to the present specification.

##### Solution to Problem

- [5] Accordingly, the present specification intends to provide a display device capturing digital content and a method of controlling therefor. In particular, according to the present specification, it is necessary for the display device to provide a method of determining whether a displayed digital content is included in a capturing object according to a position on which a control input is detected.
- [6] Additional advantages, objects, and features of the invention will be set forth in part in the description which follows and in part will become apparent to those having

ordinary skill in the art upon examination of the following or may be learned from practice of the invention. The objectives and other advantages of the invention may be realized and attained by the structure particularly pointed out in the written description and claims hereof as well as the appended drawings.

- [7] To achieve these objects and other advantages and in accordance with the purpose of the invention, as embodied and broadly described herein, a display device according to one embodiment of the present specification includes a display unit configured to display a digital content and a capturing window indicating a capture area, a sensor unit configured to detect a control input for the display unit, and a controller configured to control the display unit and the sensor unit, the controller configured to display the capturing window in a manner of overlapping the digital content, if a first control input moving the digital content is detected on an inside of the capturing window, the controller configured to move the digital content according to the first control input and configured to include a first digital content, which moved to the inside of the capturing window by the first control input, in a capturing object, if a second control input moving the digital content is detected on an outside of the capturing window, the controller configured to move the digital content according to the second control input and configured to exclude a second digital content, which moved to the capturing window by the second control input, from the capturing object.
- [8] A method of controlling a display device according to one embodiment of the present specification includes the steps of displaying a digital content, displaying a capturing window in a manner of overlapping the digital content, wherein the capturing window captures an inside area of the capturing window, detecting a first control input moving the digital content on an inside of the capturing window, moving the digital content according to the first control input and including the digital content, which moved to the inside of the capturing window, in a capturing object, detecting a second control input moving the digital content on an outside of the capturing window, and moving the digital content according to the second control input and excluding the digital content, which moved to the inside of the capturing window by the second control input, from the capturing object.
- [9] It is to be understood that both the foregoing general description and the following detailed description of the present specification are exemplary and explanatory and are intended to provide further explanation of the invention as claimed.

### **Advantageous Effects of Invention**

- [10] According to the present specification, a display device may be able to capture a digital content.
- [11] According to the present specification, a display device may be able to continuously

capture a displayed area and a not displayed area of a digital content.

[12] According to the present specification, a display device may be able to store an image file identical to an original file of a digital content.

[13] According to the present specification, a display device may be able to capture a digital content by editing.

[14] According to the present specification, a display device may be able to selectively capture only an area of which a user wants among a digital content.

[15] According to the present specification, a display device may be able to display a preview of a captured digital content.

[16] According to the present specification, a display device may be able to display a capturing window.

### **Brief Description of Drawings**

[17] The accompanying drawings, which are included to provide a further understanding of the invention and are incorporated in and constitute a part of this application, illustrate embodiment(s) of the invention and together with the description serve to explain the principle of the invention. In the drawings:

[18] FIG. 1 is a diagram of a display device and digital content according to one embodiment of the present specification;

[19] FIG. 2 is a diagram of a capturing window according to one embodiment of the present specification;

[20] FIG. 3 is a diagram showing a method of controlling a size of a capturing window according to one embodiment of the present specification;

[21] FIG. 4 is a diagram showing a method of a scroll capturing according to one embodiment of the present specification;

[22] FIG. 5 is a diagram showing a result of capturing digital content as an image file according to one embodiment of the present specification;

[23] FIG. 6 is a diagram showing a method of discontinuous capturing according to one embodiment of the present specification;

[24] FIG. 7 is a diagram showing a result of capturing digital content as an image file according to one embodiment of the present specification;

[25] FIG. 8 is a diagram showing a method of displaying a result of capturing of a display device according to one embodiment of the present specification;

[26] FIG. 9 is a diagram showing a method of a scroll capturing according to a different embodiment of the present specification;

[27] FIG. 10 is a diagram showing a method of capturing digital content including a fixed object according to one embodiment of the present specification;

[28] FIG. 11 is a block diagram of a display device according to one embodiment of the

present specification;

- [29] FIG. 12 is a flowchart showing a method of capturing digital content according to one embodiment of the present specification.

### **Best Mode for Carrying out the Invention**

- [30] In the following description, embodiments are explained in detail with reference to the attached drawings and the contents written on them. A scope intended to claim may be non-limited or non-restricted by the embodiments.

- [31] Although terminologies used in the present specification are selected from general terminologies used currently and widely in consideration of functions, they may be changed in accordance with intentions of technicians engaged in the corresponding fields, customs, advents of new technologies and the like. Occasionally, some terminologies may be arbitrarily selected by the applicant(s). In this case, the meanings of the arbitrarily selected terminologies shall be described in the corresponding part of the detailed description of the specification. Therefore, terminologies used in the present specification need to be construed based on the substantial meanings of the corresponding terminologies and the overall matters disclosed in the present specification rather than construed as simple names of the terminologies.

- [32] The present specification relates to a method of continuously capturing displayed digital content in a display device. In the present specification, the display device may correspond to a smartphone, a smart pad, a tablet computer, or a note book. And, the display device may include a head mounted display. In case of a head mounted display, a user may be able to execute a capturing operation, which is described in the following description, in a manner of controlling an object displayed by augmented reality instead of controlling a display unit. And, in case of a head mounted display, a user may be able to execute a capturing operation, which is described in the following description, in a manner of controlling a projected object instead of controlling a display unit.

- [33] FIG. 1 is a diagram of a display device and digital content according to one embodiment of the present specification. A display device 11 may be able to include a display unit 12. The display device 11 may be able to display digital content 13 using the display unit 12. The digital content 13 displayed in the display unit 12 can be a part of an original digital content 14 due to a limited size of the display unit.

- [34] In case that a length of digital content 13 to be displayed is longer than the display unit 12, the display device 11 may be able to scroll the digital content on the display unit. As shown in the left of FIG. 1, a length of digital content capable of being displayed at the same time can be restricted due to a limited display area of the display unit 12 of the display device 11. As shown in the right of FIG. 1, in case that a length

of an original digital content 14 is longer than a length of the display area of the digital device, the digital device may be able to display a part of the original digital content 14.

[35] Referring to FIG. 1, the display device 11 may be able to display paragraphs from a first to a fourth, which corresponds to a part of the original digital content 14 including the paragraphs from the first to a sixth. The display device may be able to display paragraphs from a fifth to the sixth of the original digital content 14 by scrolling the displayed digital content 13.

[36] Since the display unit 12 of the display device 11 is limited to its size, an area capable of being captured is limited to the digital content 13 displayed in the display unit in case that the displayed digital content is captured. Hence, as shown in the right of FIG. 1, in case of the original digital content 14 longer than the length of the display unit, there may exist inconvenience of capturing a plurality of times to capture the original digital content using a scroll for the digital content. In the following description, a method of continuous scroll capturing using a capturing window and the scroll is proposed.

[37] FIG. 2 is a diagram of a capturing window according to one embodiment of the present specification. The capturing window 21 can be displayed in the display unit 12 of the display device 11. Although the capturing window 21 is depicted as a quadrangle in FIG. 2, its form and shape can vary according to embodiment. In particular, the capturing window 21 can be generated according to a shape designated by a user or a shape dragged by a user. In case that a user drags a straight line in the display unit 13, the display device may be able to configure an area to be captured using the straight line. For instance, the display device 11 may be able to configure an upper part or a lower part of the straight line, which is dragged by the user, as the area to be captured.

[38] The display device may be able to capture digital content 13 displayed in the capturing window 21. The display device receives a capture input of a user and may be then able to store the digital content 13 displayed in the capturing window as an image file. Referring to FIG. 2, the display device 11 may be able to capture the content from a first paragraph to a third paragraph included in the capturing window 21 among the displayed digital content 13.

[39] Fig. 3 is a diagram showing a method of controlling a size of a capturing window according to one embodiment of the present specification. The display device 11 may be able to control a size of a capturing window by detecting a control input 31 for the capturing window 21-1 displayed in the display unit. The display device may be able to modify the size or a shape of the capturing window according to the control input 31 and the digital content displayed in the modified capturing window 21-2 can become

an object of capturing.

[40] Referring to the left of FIG. 3, the display device 11 may be able to display the capturing window 21-1 including the paragraphs from the first to the third of the digital content. If the content to be captured corresponds to the first paragraph and the second paragraph, the display device may be able to modify a shape and a size of the capturing window. The display device may be able to detect the control input 31 for the capturing window 21-1. If the control input 31, which selects and drags the capturing window 21-1, is detected, the display device 11 may be able to modify the size of the capturing window 21-1 according to the control input. By doing so, as shown in the right of FIG. 3, the display device 11 may be able to display a capturing window 21-2 having a modified size or a modified shape. The display device 11 may be able to capture the content of the first paragraph and the second paragraph included in the modified capturing window 21-2.

[41] FIG. 4 is a diagram showing a method of a scroll capturing according to one embodiment of the present specification. The display device may be able to store a digital content to be scrolled as one image file in a manner of continuously capturing the digital content. As shown in the left of FIG. 4, the display device 11 may be able to display paragraphs from a first to a fourth of a digital content 41. As shown in the left of FIG. 4, a capturing window 21 may be able to include the paragraphs from the first to a third. A user touches inside of the capturing window 21 and may be able to scroll the digital content 41 displayed in the display unit. The display device 11 detects a control input 42 of the user inside area of the capturing window 21 and may be then able to scroll the digital content 41 according to the control input 42 of the user.

[42] The display device 11 scrolls the digital content 41 according to the control input of the user and may be able to display a scrolled digital content 43 as shown in the right of FIG. 4. As a result of scrolling, the display device 11 may be able to display paragraphs from a third to a sixth of the digital content 43 in the display unit. In this case, the display device 11 may be able to include the paragraphs from the third to the fifth in the capturing window.

[43] The display device 11 may be able to include the paragraphs from the first to the third, which are included in the capturing window 21 before the control input, and the paragraphs from the fourth to the fifth, which are included in the capturing window 21 in a manner of being scrolled by the control input 42, in an object of capturing. The display device may be able to capture the third paragraph, which is included in the capturing window of the left and right of FIG. 4 in a manner of being overlapped, only once. Regarding a captured image, it shall be explained in FIG. 5.

[44] If a control input is completed and time more than a time threshold goes by, the display device 11 stops selecting for capturing object and may be able to capture the

digital content included in the capturing object. And, as a different embodiment, the display device 11 detects a control input making a capture end and may be able to capture the digital content included in the capturing object.

[45] If a sixth paragraph is also included in the capturing window in a manner that the control input scrolls the digital content in the aforementioned embodiment, the display device may be able to include the paragraphs from the first to the sixth in the capturing object.

[46] FIG. 5 is a diagram showing a result of capturing digital content as an image file according to one embodiment of the present specification. FIG. 5 indicates a captured image 51 captured by a control input, which scrolls inside of the capturing window described in FIG. 4. The display device may be able to store the paragraphs included in the capturing object in a manner of capturing. The digital device may be able to store the paragraphs from the first to the fifth, which are unable to be simultaneously displayed due to a limited size of the display unit, as one image file. As mentioned in the foregoing description, the display device may be able to store a digital content longer than the length of the display unit as one image file via a scroll capture method. In particular, a user may be able to capture a digital content of a preferable length from an original digital content depicted in the right of FIG. 1 and may be able to store the digital content.

[47] In FIG. 4, if the paragraphs from the first to the sixth are included in the capturing object, the display device may be able to capture an image identical to the original digital content 14 depicted in the right of FIG. 1 and store the image. In particular, although a size or resolution of the display unit is limited, the display device may be able to capture the image identical to the original digital content and store the image as an image file.

[48] FIG. 6 is a diagram showing a method of discontinuous capturing according to one embodiment of the present specification. Referring to the top left of FIG. 6, the display device 11 may be able to display a digital content 61 including paragraphs from the first to the fourth. The display device may be able to display a capturing window 21 in a manner of overlapping the digital content 61. Referring to the top left of FIG. 6, the displayed capturing window 21 may be able to include paragraphs from the first to a third. The paragraphs from the first to the third included in the capturing window 21 can be included in a capturing object.

[49] A user touches outside of the capturing window 21 and may be able to scroll the displayed digital content 61. The display device 11 detects a control input 62 of the user on an outside area of the capturing window 21 and may be able to scroll the digital content 61 according to the control input 62. The display device 11 scrolls the digital content 61 according to the control input 62 and may be able to display a digital

content 63 including the paragraphs from the second to the fifth in the display unit as shown in the top right of FIG. 6. In this case, the capturing window 21 may include the paragraphs from the second to the fourth. The display device 11 may be able to pause a capturing operation for a part of the digital content, which is newly included in the capturing window 21 in a manner of being scrolled by the control input 62 detected on the outside of the capturing window, i.e., the fourth paragraph. In other word, the display device 11 may be able to exclude the part of the digital content, which is newly included in the capturing window 21 in a manner of being scrolled by the control input 62 detected on the outside of the capturing window 21, from the capturing object.

[50] In case that the control input 62 detected on the outside of the capturing window 21 moves to an inside of the capturing window while maintaining a contact with the display unit, the display device 11 may be able to recognize the control input detected on the inside of the capturing window 21 like as if the control input were detected on the outside of the capturing window.

[51] Referring to the top right of FIG. 6, a user touches the inside of the capturing window 21 and may be able to scroll the displayed digital content 62. The display device 11 detects a control input 64 of the user on the inside area of the capturing window 21 and may be able to scroll a digital content 63 according to the control input 64. The display device 11 scrolls the digital content 63 according to the control input and may be able to display a digital content 65 including the paragraphs from the third to the sixth in the display unit as shown in the bottom left of FIG. 6. In this case, the capturing window 21 may include the paragraphs from the third to the fifth. The display device 11 may be able to resume a capturing operation for a part of the digital content, which is newly included in the capturing window 21 in a manner of being scrolled by the control input 64 detected on the inside of the capturing window, i.e., the fifth paragraph. In particular, after pausing the capturing operation as shown in the top right of FIG. 6, the display device 11 may be able to include the part of the digital content, which is newly included in the capturing window 21 in a manner of being scrolled by the control input 64 detected on the inside of the capturing window 21, in the capturing object.

[52] In case that the control input 64 detected on the inside of the capturing window 21 moves to an outside of the capturing window while maintaining a contact with the display unit, the display device 11 may be able to recognize the control input detected on the outside of the capturing window 21 like as if the control input were detected on the inside of the capturing window.

[53] FIG. 7 is a diagram showing a result of capturing digital content as an image file according to one embodiment of the present specification. FIG. 7 indicates a capture image 71 captured by the control input, which scrolls the outside/inside of the capturing window described in FIG. 6. The display device captures the paragraphs

included in a capturing object and may be able to store the paragraphs. The display device may be able to store the paragraphs from the first to the third and the fifth paragraph, which exist discontinuously in a digital content, as one image file. As mentioned in the foregoing description, by separately detecting a scroll of an inside of the capturing window and the scroll of an outside of the capturing window, the display device may be able to selectively capture a part that a user wants only. In particular, the user selectively captures a preferable part of the digital content from the original digital content depicted in the right of FIG. 1 and may be able to store the part.

[54] In FIG. 4, if the paragraphs from the first to the sixth are included in a capturing object, the display device may be able to store an image file, which excludes the fourth paragraph from the original digital content 14 depicted in the right of FIG. 1. In particular, the display device selectively includes a digital content greater than a limited size or resolution of the display unit in a capturing object and may be able to store the digital content as an image file by capturing the digital content.

[55] FIG. 8 is a diagram showing a method of displaying a result of capturing of a display device according to one embodiment of the present specification. The display device 11 may be able to display a capture image 81 in the capturing window 21. Referring to the top left of FIG. 8, the display device may be able to display a preview of the capture image 81 of FIG. 7. The display device 11 may be able to display a part of the capture image, which corresponds to the paragraphs from the first to the third, in the capturing window 21. The display device may be able to display a digital content 82, which was the capturing object, in the outside of the capturing window 21. In particular, the display device may be able to display a sixth paragraph, which corresponds to a part of the digital content 82, in the outside of the capturing window 21.

[56] The display device 11 may be able to independently scroll each of the inside area and the outside area of the capturing window 21. In case that a first control input 83 is detected in the capturing window 21, the display device 11 scrolls the displayed capture image 81 and may be able to display a scrolled capture image 84 in the capturing window 21. As shown in the top right of FIG. 8, the display device 11 may be able to display the scrolled capture image 84 including the second, third, and fifth paragraph in the capturing window 21 by scrolling the capture image 81. The display device 11 may be able to make the content displayed outside of the capturing window 21 not to be scrolled although a first control input 83 is detected. Hence, the display device 11 may be able to maintain the sixth paragraph displayed in the outside of the capturing window 21.

[57] In case that a second control input 85 is detected in an outside of the capturing window 21, the display device 11 scrolls the displayed digital content 82 and may be able to display a scrolled digital content 86. As shown in the bottom right of FIG. 8,

the display device 11 may be able to display the scrolled digital content 86 including a fourth paragraph in the outside of the capturing window 21 by scrolling the digital content 82. The display device 11 may be able to make the capture image 81 displayed in the capturing window 21 not to be scrolled although the second control input 85 is detected. Hence, the display device 11 may be able to maintain the paragraphs from the first to third displayed in the capturing window 21.

[58] As mentioned in the foregoing description, a user may be able to control a capture image or a digital content in a manner of scrolling an inside area or an outside area of the capturing window, respectively.

[59] FIG. 9 is a diagram showing a method of a scroll capturing according to a different embodiment of the present specification. The display device may be able to store a digital content to be scrolled as one image file in a manner of continuously capturing the digital content. As shown in the top left of FIG. 9, the display device 11 may be able to display paragraphs from a first to a fourth of a digital content 91. As shown in the top left of FIG. 9, a capturing window 21 may be able to include the paragraphs from the first to a second. A user touches an outside of the capturing window 21 and may be able to scroll the digital content 91 displayed in the display unit. The display device 11 detects a first control input 92 in the outside area of the capturing window 21 and may be then able to scroll the digital content 91 according to the first control input 92.

[60] The display device 11 scrolls the digital content 91 according to the first control input 92 and may be able to display a scrolled digital content 93 as shown in the top right of FIG. 9. As a result of scrolling, the display device 11 may be able to display the paragraphs from the second to a fifth of the digital content 93 in the display unit. In this case, the display device 11 may be able to include the paragraphs from the second to the third in the capturing window.

[61] The display device 11 may be able to exclude the digital content, which was included in the capturing window 21 before the first control input 92 is inputted, from a capturing object. And, since the first control input 92 is detected on the outside of the capturing window 21, the display device 11 may be able to exclude the digital content, which is moved to the inside of the capturing window 21 by the first control input 92, from the capturing object. In particular, the display device may be able to exclude the paragraphs from the first to the second, which were included in the capturing window 21 before the first control input is inputted, and the third paragraph, which is included in the capturing window 21 in a manner of being scrolled by the first control input 92, from the capturing object.

[62] A user touches the inside of the capturing window 21 and may be able to scroll the displayed digital content 93. The display device 11 detects a second control input 94

on an inside area of the capturing window 21 and may be able to scroll the digital content 93 according to the second control input 94.

[63] The display device 11 scrolls the digital content 93 according to the second control input 94 and may be able to display a scrolled digital content 95 as shown in the bottom left of FIG. 4. As a result of the scrolling, the display device may be able to display the paragraphs from a fourth to a sixth of the digital content 93. In this case, the display device may be able to include the paragraphs from the fourth to the fifth in the capturing window 21.

[64] The display device 11 may be able to include the paragraphs from the fourth to the fifth, which are included in the capturing window 21 in a manner of being scrolled by the second control input 94, in a capturing object. The digital device 11 may be able to store the paragraphs from the fourth to the fifth, which are included in the capturing object, as an image file by capturing. The bottom right of FIG. 9 is a diagram indicating a capture image 96. The capture image may include the paragraphs from the fourth to the fifth included in the capturing object.

[65] FIG. 10 is a diagram showing a method of capturing a digital content including a fixed object according to one embodiment of the present specification. The display device 11 may be able to prevent a part, which is fixed its position in the capturing window 21 and not scrolled by a control input, from a duplicated capture. As shown in the top left of FIG. 10, the display device 11 may be able to display a fixed area 101 and a digital content 100 including paragraphs from a first to a third. The display device 11 may be able to display a capturing window 21 including the fixed area 101, the first paragraph, and a second paragraph.

[66] The display device 11 detects a control input 102 scrolling the digital content 100 in the capturing window and may be able to scroll the digital content 100. As shown in the top right of FIG. 10, the display device 11 may be able to scroll the digital content 100 while displaying the fixed area 101 in an identical position. Consequently, the display device may be able to display the fixed area, the second paragraph, and the third paragraph in the capturing window 21. The display device 11 may be able to capture the fixed area 101, which is commonly included in the capturing window 21 in the top left and the top right of FIG. 10, only one time without a duplicated capture. Hence, the display device 11 may be able to include the fixed area 101, the first paragraph, the second paragraph, and the third paragraph, which are included in the capturing window 21 before and after the control input 102, in the capturing object. And, the display device may be able to capture an image including the fixed area 101, the first paragraph, the second paragraph, and the third paragraph. The bottom of FIG. 10 is a diagram indicating a capture image 104.

[67] FIG. 11 is a block diagram of a display device according to one embodiment of the

present specification. The display device may be able to include a display unit 111, a sensor unit 112, and a controller 113.

[68] The display unit 111 is configured to display a digital content. The display unit 111 is able to display a capturing window in a manner of overlapping the digital content. The display unit 111 may have lower resolution compared to the digital content. In this case, the display unit 111 may be able to display a part of the digital content. And, the display unit 111 may be able to further display a not displayed part in a manner of scrolling the digital content.

[69] The display unit 111 may include at least one selected from the group consisting of an organic light emitting diode (OLED), a liquid crystal display (LCD), an e-ink, a head mounted display (HMD), and a flexible display according to embodiment.

[70] The sensor unit 112 is configured to detect a control input of a user. The sensor unit 112 is able to detect the control input inputted to an inside or an outside of a capturing window. The control input may correspond to one of a touch input, inclination for a display device, an input by an input device, a voice input, or a gesture input. In this case, the input device may include a mouse, a keyboard, or a remote controller. The sensor unit may be able to detect various control inputs using at least one selected from the group consisting of a touch sensor, a gyro sensor, an acceleration sensor, an image sensor, and a voice recognition sensor.

[71] The sensor unit 112 may be able to deliver information on a detected control input of a user to the controller. The information on the control input may include the information on a position on which the control input is detected in the display unit.

[72] The aforementioned display unit 111 and the sensor unit 112 can be implemented as a single touch sensitive display unit according to embodiment. In this case, the touch sensitive display unit may include a resistive touch panel or a capacitive touch panel.

[73] The controller 113 is configured to control the display unit using the information delivered from the sensor unit 112 and may be able to capture a displayed digital content. The controller 113 is able to control the display unit and the sensor unit. The controller 113 may be able to display the digital content and a capturing window using the display unit. The controller 113 may be able to detect whether the control input scrolling the digital content is sensed on an inside of the capturing window. If the control input moving the digital content is detected on the inside of the capturing window, the controller 113 may be able to move the digital content according to the control input. And, the controller 113 may be able to include a part of the digital content, which moved to the inside of the capturing window by the control input, in the capturing object.

[74] If the control input moving the digital content is detected on an outside of the capturing window, the controller 113 may be able to move the digital content

according to the control input. And, the controller 113 may be able to exclude a part of the digital content, which moved to the inside of the capturing window by the control input, from the capturing object.

[75] The controller 113 may be able to generate one image file in a manner of combining the parts of the digital content included in the capturing object. The controller 113 may be able to display the generated capture image in the capturing window.

[76] FIG. 11 is a block diagram of a display device according to one embodiment of the present specification. Blocks represented as being separated are depicted for elements of the display device in a manner of being logically distinguished. Thus, the aforementioned elements of the display device may be equipped with a single chip or a plurality of chips.

[77] FIG. 12 is a flowchart showing a method of capturing digital content according to one embodiment of the present specification. The display device may be able to display a digital content and a capturing window [S10]. As described in FIG. 1, if resolution of the display device is lower than the resolution of the digital content, the display device may be able to display a part of the digital content only. As described in FIG. 2, the display device may be able to display a capturing window in a manner of overlapping the digital content. The capturing window may be able to indicate an area for which the display device is going to capture. As described in FIG. 3, at least one of a size, shape, and a position of the capturing window can be modified by a control input.

[78] The display device may be able to detect a first control input for an inside of the capturing window or a second control input for an outside of the capturing window [S20]. As described in FIG. 4 and FIG. 6, the display device may be able to detect a position where a control input is inputted in the display unit using the sensor unit. The display device may be able to detect the control input using a resistive touch panel or a capacitive touch panel.

[79] The display device may be able to judge which control input is inputted among the first and the second control input [S30]. If a control input is detected on an inside of the capturing window, the display device may be able to judge the control input as the first control input. If a control input is detected on an outside of the capturing window, the display device may be able to judge the control input as the second control input. Although the control input detected on the inside of the capturing window moves to the outside of the capturing window while maintaining a contact with the display unit, the display device may be able to judge the control input as the first control input. And, although the control input detected on the outside of the capturing window moves to the inside of the capturing window while maintaining a contact with the display unit, the display device may be able to judge the control input as the second control input.

- [80] The display device may be able to move the digital content according to the first control input [S40]. As described in FIG. 4 and FIG. 6, the display device may be able to move the digital content according to a moving direction or a speed of the first control input. If a digital content of higher resolution compared to the resolution of the display unit is displayed, the display device may be able to display a not displayed part of the digital content in a manner of scrolling the digital content.
- [81] The display device may be able to include the digital content, which moved to the inside of the capturing window by the first control input, in a capturing object [S50]. As described in FIG. 4 and FIG. 6, the display device may be able to include a part of the digital content, which moved to the capturing window by the first control input, in the capturing object. The display device captures one image in a manner of combining the parts of the digital content included in the capturing object and may be able to store the captured image as an image file.
- [82] The display device may be able to move the digital content according to a second control input [S60]. As described in FIG. 6, the display device may be able to move the digital content according to a moving direction or a speed of the second control input. If a digital content of higher resolution compared to the resolution of the display unit is displayed, the display device may be able to display a not displayed part of the digital content in a manner of scrolling the digital content.
- [83] The display device may be able to exclude the digital content, which moved to the inside of the capturing window by the second control input, from the capturing object [S70]. As described in FIG. 6, the display device may be able to exclude a part of the digital content, which moved to the inside of the capturing window by the second control input, from the capturing object. The display device may be able to make the parts of the digital content, which are excluded from the capturing object, not to be included in an image file to be stored as well as a capture image.
- [84] As mentioned in the foregoing description, the display device according to the present specification may be able to determine whether the displayed digital content is included in the capturing object according to a position on which a control input is detected. And, the display device may be able to generate a capture image of higher resolution compared to the resolution of the display unit.
- [85] It will be apparent to those skilled in the art that various modifications and variations can be made in the present specification without departing from the spirit or scope of the inventions. Thus, it is intended that the present specification covers the modifications and variations of this invention provided they come within the scope of the appended claims and their equivalents.

### **Mode for the Invention**

[86] Various embodiments have been described in the best mode for carrying out the invention.

[87] It will be apparent to those skilled in the art that various modifications and variations can be made in the present invention without departing from the spirit or scope of the invention. Thus, it is intended that the present invention cover the modifications and variations of this invention provided they come within the scope of the appended claims and their equivalents.

### **Industrial Applicability**

[88] As described above, the present invention is totally or partially applicable to electronic devices.

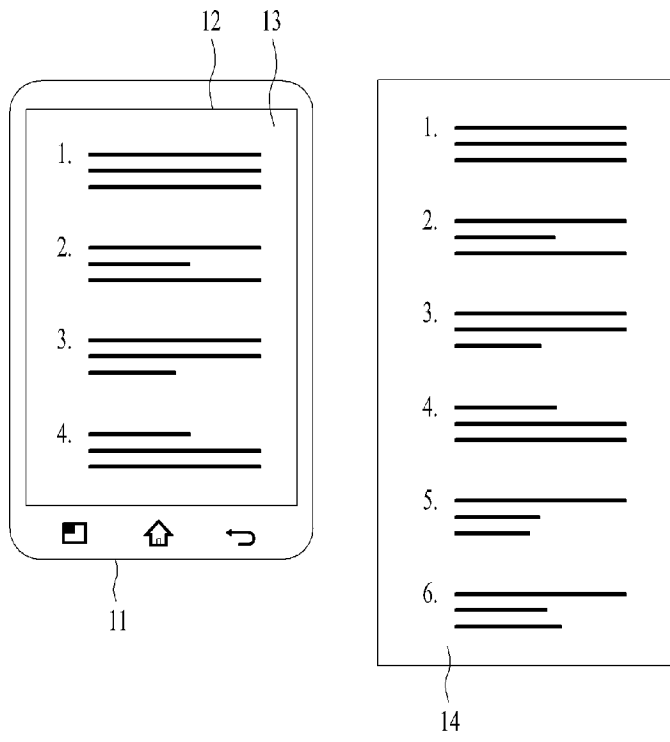
## Claims

- [Claim 1] A display device, comprising:  
a display unit configured to display digital content and a capturing window indicating a capture area;  
a sensor unit configured to detect a control input for the display unit;  
and  
a controller configured to control the display unit and the sensor unit, wherein if a first control input moving the digital content is detected on an inside of the capturing window, the controller is further configured to move the digital content according to the first control input and to include a first digital content, which is moved to the inside of the capturing window by the first control input, in a capturing object, wherein if a second control input moving the digital content is detected on an outside of the capturing window, the controller is further configured to move the digital content according to the second control input and to exclude a second digital content, which is moved to the inside of the capturing window by the second control input, from the capturing object, and  
wherein the first and the second digital content are a part of the digital content respectively.
- [Claim 2] The display device of claim 1, wherein the controller is further configured to continuously capture the first digital content, which is moved according to the first control input and included in the capturing object.
- [Claim 3] The display device of claim 2, wherein the controller is further configured to store the captured first digital content as a first digital image.
- [Claim 4] The display device of claim 3, wherein if a third control input moving the digital content is detected on the inside of the capturing window after the first control input is detected, the controller is further configured to capture a third digital content, which is moved to the inside of the capturing window, according to the third control input and to store the third digital content with the first digital content in the first digital image.
- [Claim 5] The display device of claim 1, wherein the controller is further configured to capture for once only, a fourth digital content, which has a fixed position and is not moving in the inside of the capturing

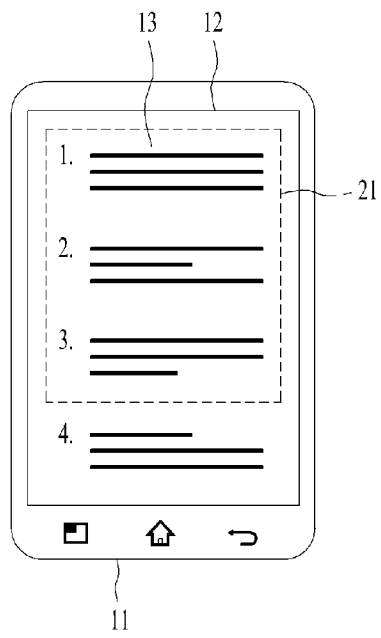
- window.
- [Claim 6] The display device of claim 1, wherein if the second control input is detected after the first control input is detected, the controller is further configured to capture the digital content except the second digital content among the digital content moved in the inside of the capturing window.
- [Claim 7] The display device of claim 6, wherein the captured digital content is stored as one image file.
- [Claim 8] The display device of claim 1, wherein the controller is further configured to detect a fourth control input terminating a capture for the digital content and to capture the digital content contained in the capturing object.
- [Claim 9] The display device of claim 8, wherein the controller is further configured to display the captured digital content in the capturing window.
- [Claim 10] The display device of claim 9, wherein the controller is further configured to detect a fifth control input moving the captured digital content, which is displayed in the capturing window and to move the captured digital content in the capturing window in response to the fifth control input.
- [Claim 11] The display device of claim 1, wherein the controller is further configured to further detect a sixth control input controlling the capturing window and to control at least one of a shape, a position, and a size of the capturing window according to the sixth control input.
- [Claim 12] The display device of claim 11, wherein the sixth control input is detected on an area in which the capturing window is displayed.
- [Claim 13] The display device of claim 1, wherein if the first control input is moved and detected on the outside of the capturing window while a contact with the display unit is maintained, the controller is further configured to recognize the first control input detected on the outside of the capturing window as the first control input detected on the inside of the capturing window.
- [Claim 14] The display device of claim 1, wherein if the second control input is moved and detected on the inside of the capturing window while a contact with the display unit is maintained, the controller is further configured to recognize the second control input detected on the inside of the capturing window as the second control input detected on the outside of the capturing window.

- [Claim 15] The display device of claim 1, wherein the sensor unit comprises at least one of a touch sensor, a gyro sensor, an acceleration sensor, an image sensor, and a voice recognition sensor.
- [Claim 16] The display device of claim 1, wherein the control input comprises at least one of a touch input, an input by an input device, a voice input, and a gesture input.
- [Claim 17] The display device of claim 1, wherein the display unit comprises a liquid crystal display, an organic light emitting diode, a plasma display panel, a projector, or an electrophoretic ink panel.
- [Claim 18] The display device of claim 1, wherein the display unit comprises a resistive touch panel or a capacitive touch panel.
- [Claim 19] The display device of claim 1, wherein the display device comprises a smartphone, a smart pad, a music player, a tablet computer, a note book, a kiosk, a monitor, a wall display, a desktop computer, a smart table, a head mounted display, or a television.
- [Claim 20] A method of controlling a display device, comprising the steps of:  
displaying a digital content;  
displaying a capturing window in a manner of overlapping the digital content, wherein the capturing window captures an inside area of the capturing window;  
detecting a first control input moving the digital content on an inside of the capturing window;  
moving the digital content according to the first control input and including the digital content, which is moved to the inside of the capturing window, in a capturing object;  
detecting a second control input moving the digital content on an outside of the capturing window; and  
moving the digital content according to the second control input and excluding the digital content, which is moved to the inside of the capturing window by the second control input, from the capturing object,  
wherein the first and the second digital content are a part of the digital content respectively.

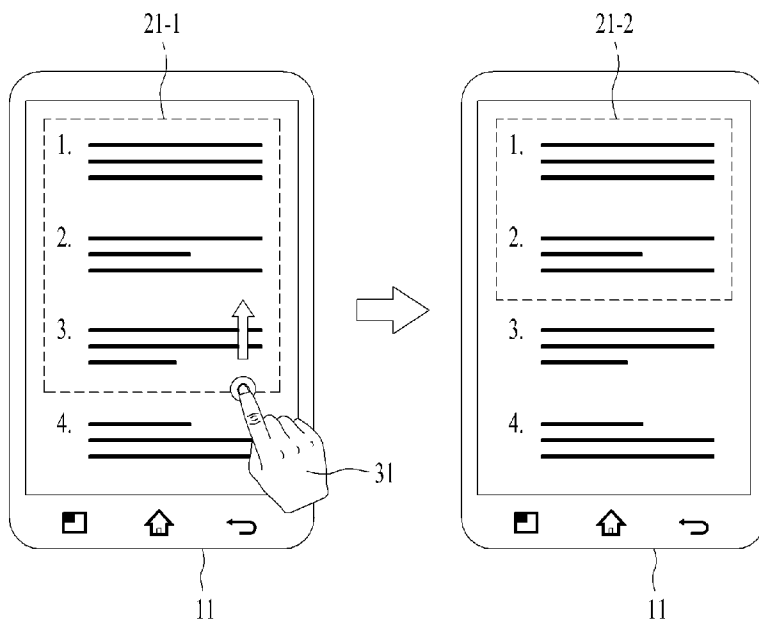
[Fig. 1]



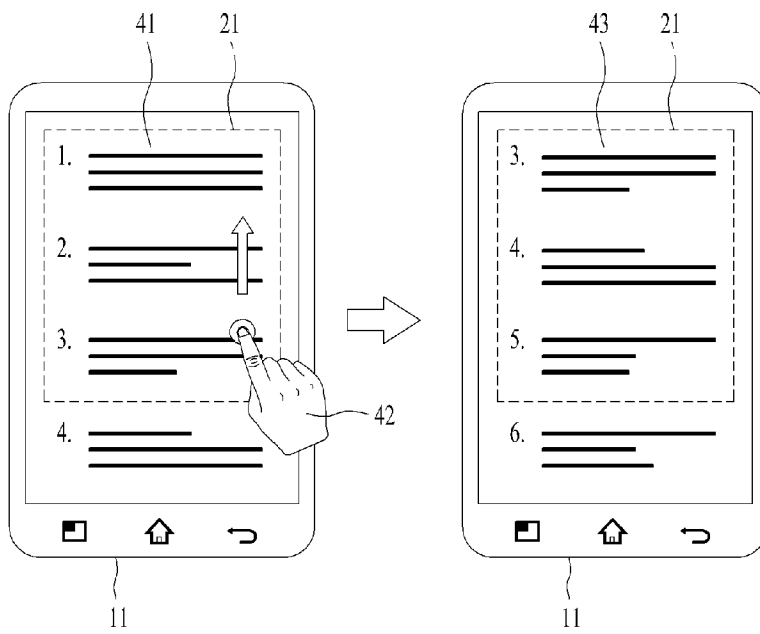
[Fig. 2]




[Fig. 3]



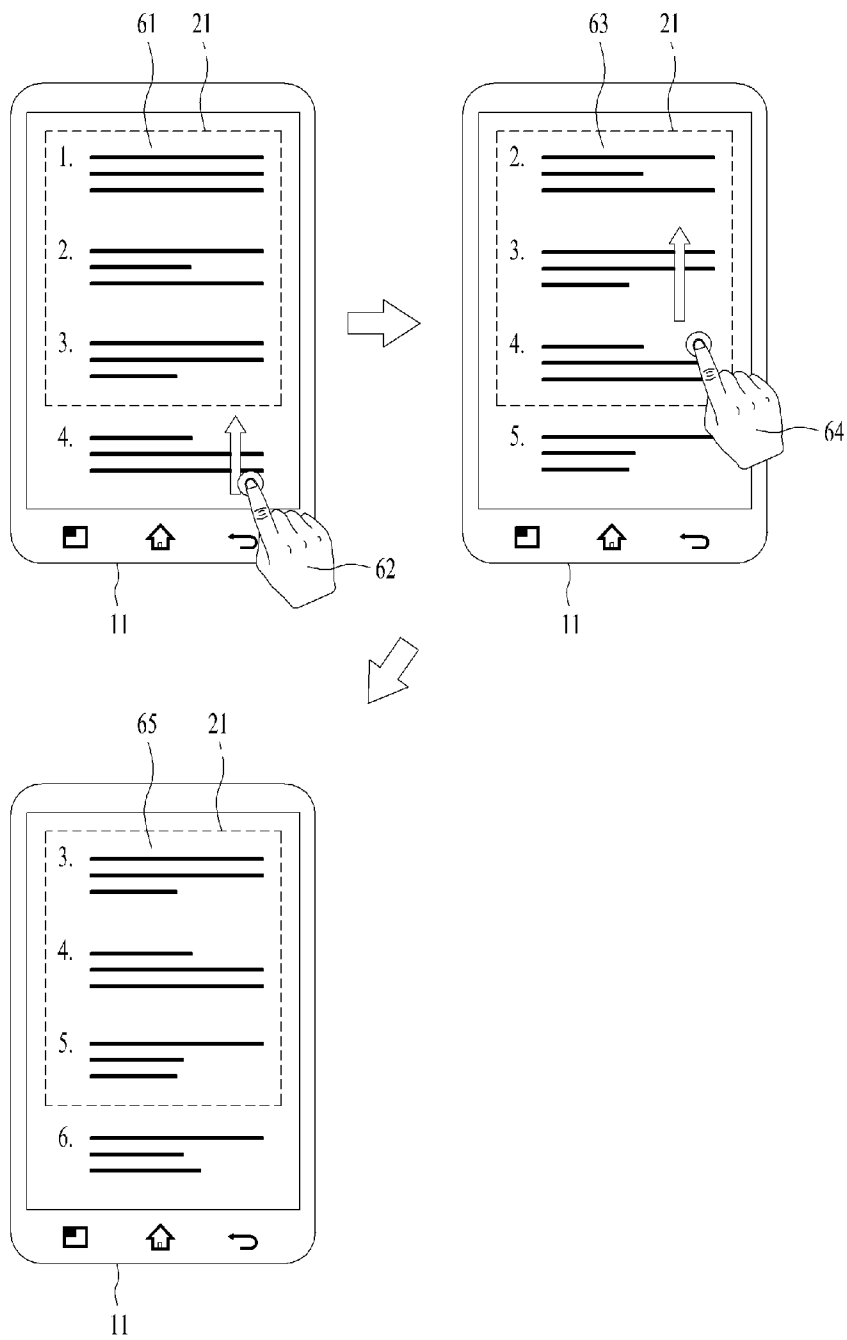
[Fig. 4]




[Fig. 5]



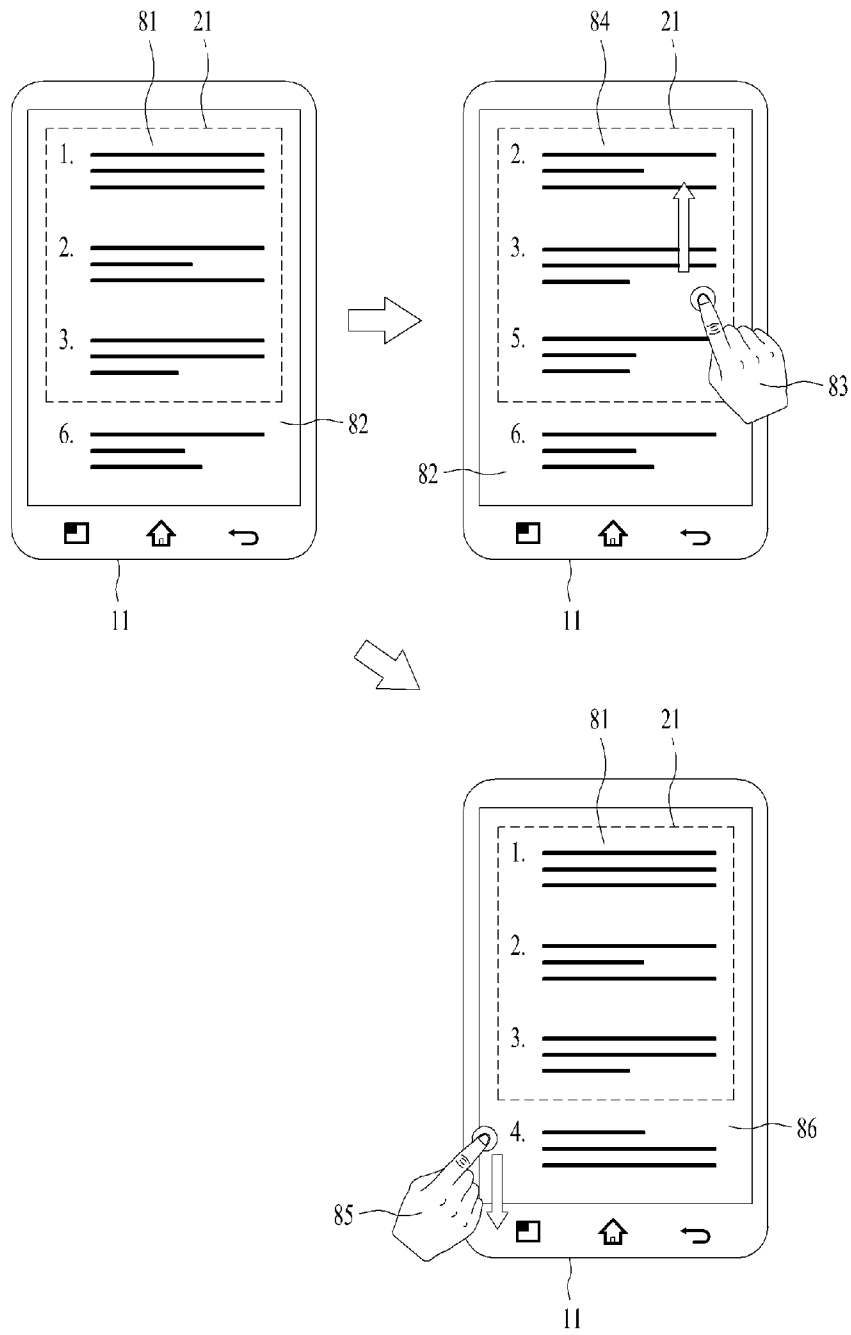
[Fig. 6]



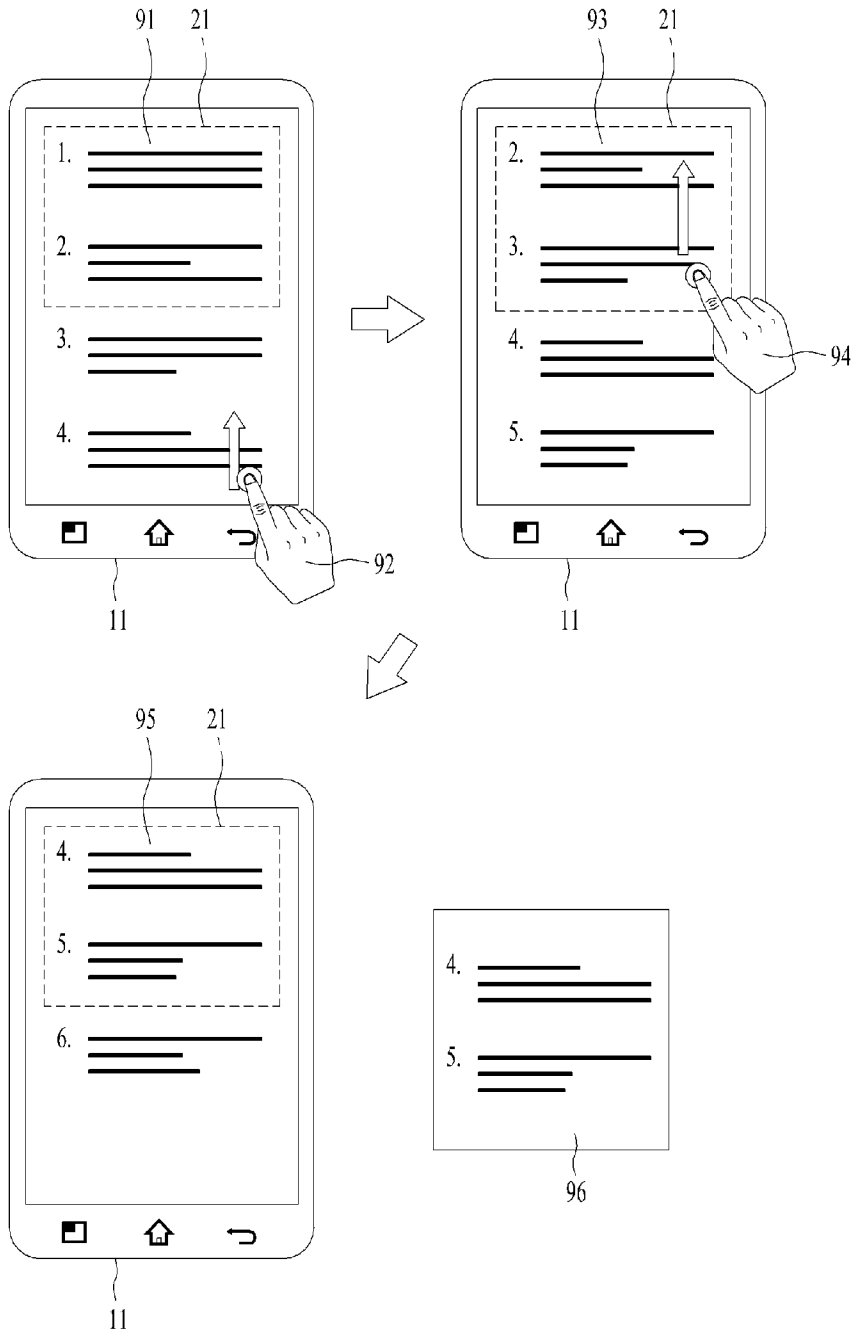
[Fig. 7]




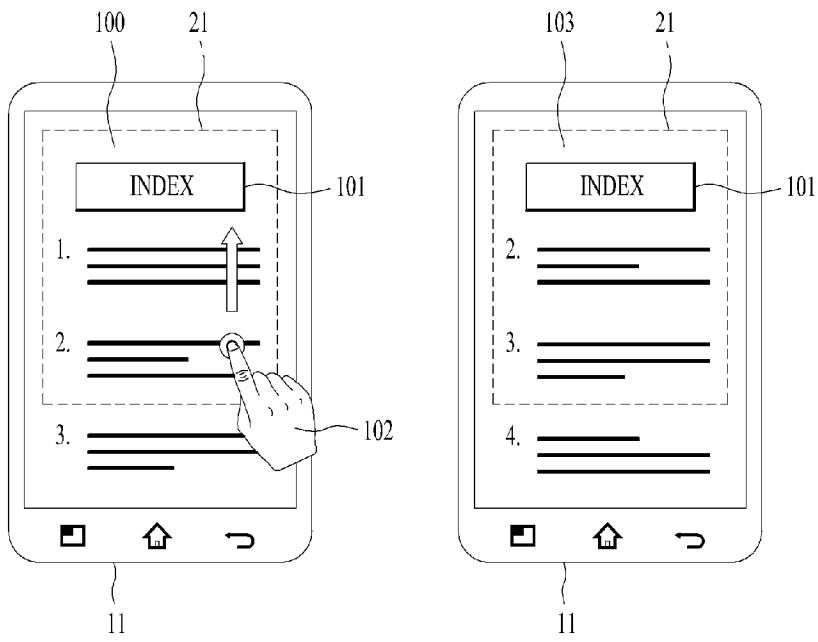
[Fig. 8]



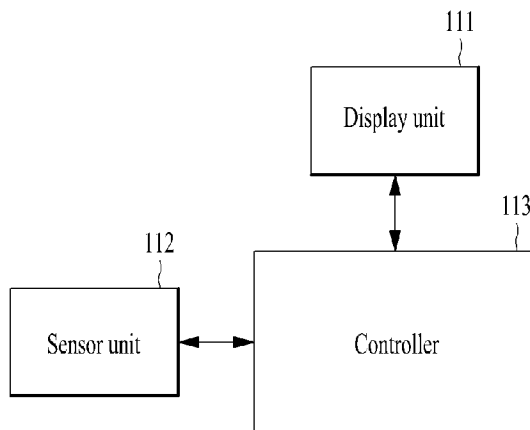
[Fig. 9]



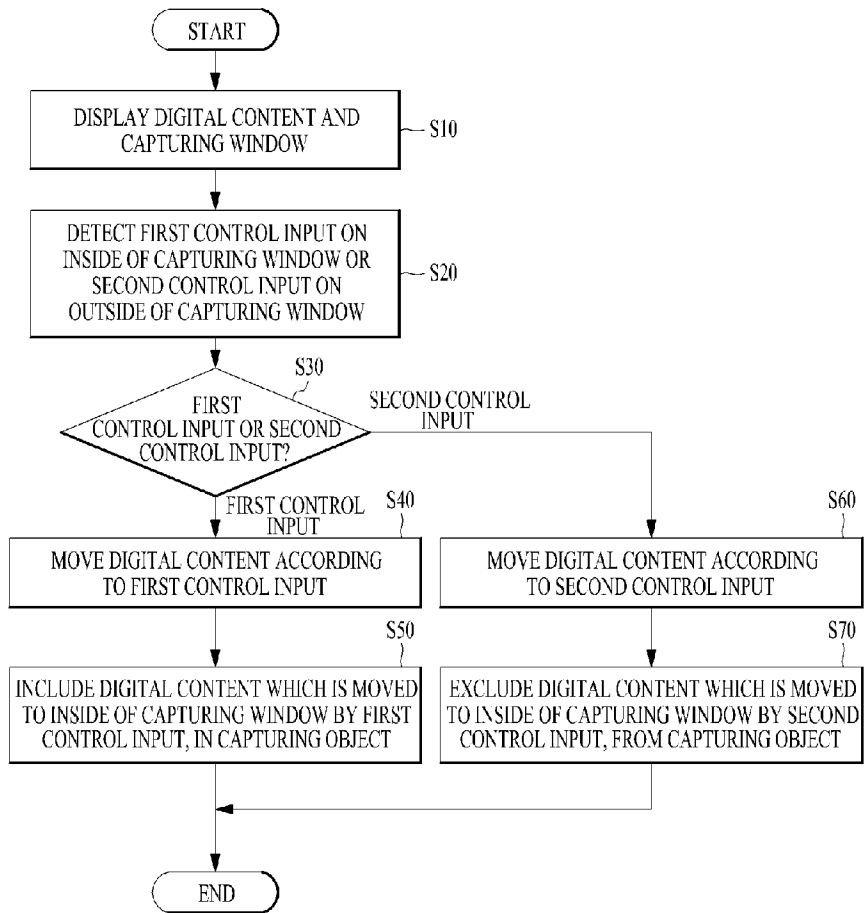
[Fig. 10]



[Fig. 11]



[Fig. 12]



**A. CLASSIFICATION OF SUBJECT MATTER****G06F 3/01(2006.01)i, G06F 3/14(2006.01)i, G06F 3/041(2006.01)i**

According to International Patent Classification (IPC) or to both national classification and IPC

**B. FIELDS SEARCHED**Minimum documentation searched (classification system followed by classification symbols)  
G06F 3/01; G06F 3/048; G06F 3/14; G06F 3/12; H04B 1/40; G09G 5/00; G06F 3/041Documentation searched other than minimum documentation to the extent that such documents are included in the fields searched  
Korean utility models and applications for utility models  
Japanese utility models and applications for utility modelsElectronic data base consulted during the international search (name of data base and, where practicable, search terms used)  
eKOMPASS(KIPO internal) & Keywords: window capturing, drag, and similar terms.**C. DOCUMENTS CONSIDERED TO BE RELEVANT**

| Category* | Citation of document, with indication, where appropriate, of the relevant passages  | Relevant to claim No. |
|-----------|---|-----------------------|
| A         | KR 10-2013-0016655 A (SAMSUNG ELECTRONICS CO., LTD.) 18 February 2013<br>See paragraphs [0019]-[0021], [0023], [0027]-[0028], and [0066]; claim 1; and figures 1 and 4. | 1-20                  |
| A         | KR 10-2008-0086196 A (LG ELECTRONICS INC.) 25 September 2008<br>See paragraphs [0045]-[0052]; claim 1; and figure 2.  | 1-20                  |
| A         | EP 2474903 A2 (SAMSUNG ELECTRONICS CO., LTD.) 11 July 2012<br>See paragraphs [0048]-[0050]; claim 1; and figures 2-3.   | 1-20                  |
| A         | US 2011-0221766 A1 (KO, JUN YONG et al.) 15 September 2011<br>See paragraphs [0040]-[0054] and figures 6-7.   | 1-20                  |
| A         | US 2012-0188271 A1 (KIM, DOHOON) 26 July 2012<br>See paragraphs [0025]-[0032] and figures 2-3A.   | 1-20                  |

 Further documents are listed in the continuation of Box C. See patent family annex.

\* Special categories of cited documents:

"A" document defining the general state of the art which is not considered to be of particular relevance

"E" earlier application or patent but published on or after the international filing date

"L" document which may throw doubts on priority claim(s) or which is cited to establish the publication date of another citation or other special reason (as specified)

"O" document referring to an oral disclosure, use, exhibition or other means

"P" document published prior to the international filing date but later than the priority date claimed

"T" later document published after the international filing date or priority date and not in conflict with the application but cited to understand the principle or theory underlying the invention

"X" document of particular relevance; the claimed invention cannot be considered novel or cannot be considered to involve an inventive step when the document is taken alone

"Y" document of particular relevance; the claimed invention cannot be considered to involve an inventive step when the document is combined with one or more other such documents, such combination being obvious to a person skilled in the art

"&amp;" document member of the same patent family


Date of the actual completion of the international search

29 November 2013 (29.11.2013)

Date of mailing of the international search report

**02 December 2013 (02.12.2013)**

Name and mailing address of the ISA/KR


 Korean Intellectual Property Office  
 189 Cheongsa-ro, Seo-gu, Daejeon Metropolitan City,  
 302-701, Republic of Korea

Facsimile No. +82-42-472-7140

Authorized officer

NHO, Ji Myong

Telephone No. +82-42-481-8528



**INTERNATIONAL SEARCH REPORT**

Information on patent family members

International application No.

**PCT/KR2013/005407**

| Patent document cited in search report | Publication date | Patent family member(s)  | Publication date   |
|--|------------------|--|--|
| KR 10-2013-0016655 A                   | 18/02/2013       | EP 2557770 A2<br>EP 2557770 A3   | 13/02/2013<br>01/05/2013   |
| KR 10-2008-0086196 A                   | 25/09/2008       | None   |  |
| EP 2474903 A2                          | 11/07/2012       | EP 2202630 A2<br>EP 2202630 A3<br>EP 2474903 A3<br>KR 10-2010-0074568 A<br>US 2010-0157366 A1<br>US 2013-0298008 A1<br>US 8503012 B2 | 30/06/2010<br>08/08/2012<br>08/08/2012<br>02/07/2010<br>24/06/2010<br>07/11/2013<br>06/08/2013 |
| US 2011-0221766 A1                     | 15/09/2011       | None   |  |
| US 2012-0188271 A1                     | 26/07/2012       | KR 10-2012-0084861 A   | 31/07/2012   |