

(19) World Intellectual Property
Organization
International Bureau



(43) International Publication Date
22 April 2004 (22.04.2004)

PCT

(10) International Publication Number
WO 2004/033553 A1

(51) International Patent Classification⁷: **C08L 65/00**,
C08G 61/08

(74) Agent: **PAYNE, R., Thomas**; Cummings & Lockwood,
700 State Street, P.O. Box 1960, New Haven, CT 06509-
1960 (US).

(21) International Application Number:
PCT/US2003/032138

(22) International Filing Date: 10 October 2003 (10.10.2003)

(25) Filing Language: English

(26) Publication Language: English

(30) Priority Data:
60/418,023 11 October 2002 (11.10.2002) US
60/419,506 18 October 2002 (18.10.2002) US
60/488,323 18 July 2003 (18.07.2003) US

(81) Designated States (*national*): AE, AG, AL, AM, AT, AU,
AZ, BA, BB, BG, BR, BY, BZ, CA, CH, CN, CO, CR, CU,
CZ, DE, DK, DM, DZ, EC, EE, ES, FI, GB, GD, GE, GH,
GM, HR, HU, ID, IL, IN, IS, JP, KE, KG, KP, KR, KZ, LC,
LK, LR, LS, LT, LU, LV, MA, MD, MG, MK, MN, MW,
MX, MZ, NO, NZ, OM, PH, PL, PT, RO, RU, SC, SD, SE,
SG, SK, SL, TJ, TM, TN, TR, TT, TZ, UA, UG, US, UZ,
VC, VN, YU, ZA, ZM, ZW.

(84) Designated States (*regional*): ARIPO patent (GH, GM,
KE, LS, MW, MZ, SD, SL, SZ, TZ, UG, ZM, ZW),
Eurasian patent (AM, AZ, BY, KG, KZ, MD, RU, TJ, TM),
European patent (AT, BE, BG, CH, CY, CZ, DE, DK, EE,
ES, FI, FR, GB, GR, HU, IE, IT, LU, MC, NL, PT, RO,
SE, SI, SK, TR), OAPI patent (BF, BJ, CF, CG, CI, CM,
GA, GN, GQ, GW, ML, MR, NE, SN, TD, TG).

(71) Applicants (*for all designated States except US*):
UNIVERSITY OF CONNECTICUT [US/US]; 263
Farmington Avenue, Farmington, CT 06030-5355 (US).
UNIVERSITY OF MASSACHUSETTS [US/US]; One
Beacon Street, 26th Floor, Boston, MA 02108 (US).

(72) Inventors; and

(75) Inventors/Applicants (*for US only*): **MATHER, Patrick,**
T. [US/US]; 5 Thomas Drive, Storrs, CT 06268 (US).
LIU, Changdeng [CN/US]; 1 Northwood Road, Apt. 114,
Storrs, CT 06268 (US). **CHUN, Seung, B.** [KR/US]; 92
Long Meadow Drive, Pomfret Center, CT 06258 (US).
COUGHLIN, E., Bryan [US/US]; 74 Overlook Drive,
Amherst, MA 01002 (US).

Published:

- *with international search report*
- *before the expiration of the time limit for amending the
claims and to be republished in the event of receipt of
amendments*

*For two-letter codes and other abbreviations, refer to the "Guid-
ance Notes on Codes and Abbreviations" appearing at the begin-
ning of each regular issue of the PCT Gazette.*

(54) Title: **CROSSLINKED POLYCYCLOOCTENE**

(57) **Abstract:** Chemically crosslinked polycyclooctene having excellent shape recovery properties and a method for its synthesis via ring-opening metathesis polymerization of cyclooctene using the dihydroimidazolylidene-modified Grubbs catalyst are disclosed. The polycyclooctene products, following curing with dicumyl peroxide can be shaped, the shape memorized, a new shape imparted with the original shape being recoverable by suitable temperature adjustment. The dependence of shape memory characteristics on degree of crosslinking was established. In addition to polycyclooctene, blends thereof with other materials such as SBR, EVA, polyurethane rubbers, and inorganic fillers can be utilized to provide chemically crosslinked products having excellent and tailored shape memory properties.



WO 2004/033553 A1

CROSSLINKED POLYCYCLOOCTENE

Cross-Reference to Related Applications

This application claims the priority of the following provisional patent applications: Serial No. 60/418,023, filed October 11, 2002; Serial No. 60/419,506, filed October 18, 2002; and Serial No. 60/488,323, filed July 18, 2003. Each of the foregoing provisional patent applications is incorporated herein by reference to the extent not inconsistent with present disclosure.

Technical Field

The present disclosure relates to shape memory polymer materials that can be fixed to a temporary or dormant shape under specific conditions of temperature and stress and at a later time, under thermal, electrical and/or environmental stimulus, the associated elastic deformation can be almost completely relaxed to the original, stress free condition. More particularly, the present disclosure relates to crosslinked polycyclooctene (PCO) and blends thereof having excellent shape recovery characteristics and especially a rapid rate of strain recovery. The present disclosure also relates to methods for preparation of the cross-linked polycyclooctene and to applications thereof.

Background of the Disclosure

Polymers intrinsically show shape memory effects, e.g., on the basis of rubber elasticity, but with varied characteristics of strain recovery rate, work capability during recovery, and retracted state stability. Among the first shape memory polymers (SMP) reported as such was crosslinked polyethylene, which was discovered and patented in 1971 by Radiation Applications, Inc. and a methacrylic acid ester reported by the Vernon-Benshoff Co. and used as a denture material. However, the mechanism of strain recovery for such materials was immediately

identified as far different from that of the shape memory alloys (SMAs), based largely on nickel-titanium alloys.

A shape memory polymer is actually a super-elastic rubber; when the polymer is heated to a rubbery state, it can be deformed under resistance of ~ 1 MPa modulus, and when the temperature is decreased below either a crystallization temperature or a glass transition temperature, the deformed shape is fixed by the lower temperature rigidity while, at the same time, the mechanical energy expended on the material during deformation is stored. When the temperature is raised above the transition temperature (T_m or T_g), the polymer will recover to its original form as driven by the restoration of network chain conformational entropy. The advantages of the SMPs will be closely linked to their network architecture and to the sharpness of the transition separating the rigid and rubber states. Compared with SMAs, SMPs have an advantage of high strain (to several hundred percent) because of the large rubbery compliance while the maximum strain of a SMA is less than 8%. An additional benefit of the SMPs is that the transition temperature can be tailored according to the application requirement; e.g., tuning the transition temperature as thermal sensors and the triggered strain recovery above a predetermined temperature, e.g., 37 °C for biomedical applications.

Numerous polymers have been found to have particularly attractive shape memory effect, most notably the polyurethanes, the polynorbornene, styrene-butadiene copolymers, and crosslinked polyethylene.

Block copolymers of polystyrene (PS) and trans-polybutadiene (TPB) with a minor PS content offer an alternative approach to shape memory with a distinct mechanism of strain fixation and recovery triggering. While microphase-separated domains of the PS block are amorphous with $T_g \sim 93$ °C, the continuous TPB phase is semicrystalline with $T_g = -90$ °C and $T_m = 68$ °C. Due to the immiscibility between PS and TPB blocks below 120 °C, the copolymer forms a microdomain structure having elastic rheological characteristics above the TPB melting temperature, with the PS phase serving the role of physical crosslinking. Reversible deformations can therefore be fixed by crystallizing the TPB phase below about $T = 40$ °C and recovered to the stress free state (shape memory) upon heating above 80 °C to melt the TPB phase and free the elastically deformed material to recover strain.

Another known semicrystalline shape memory polymer is trans-polyisoprene (TPI), having $T_m = 67\text{ }^{\circ}\text{C}$, and degree of crystallinity near 40 %, which readily undergoes crosslinking with peroxides. Below the T_m , the crosslinked TPI has a three dimensional network, which is connected by both chemical crosslinks and the crystalline regions. Above the T_m , the crystalline phase melts to become amorphous, with only the chemical crosslinks remaining to maintain the primary shape with a rubber-like modulus. This primary shape is the form of the material at the time of chemical crosslinking by peroxide cure, which normally occurs near $T = 145\text{ }^{\circ}\text{C}$ for 30 minutes followed by cooling to room temperature, during which time crystallization occurs. As with the PS-TPB block copolymers, elastic deformation of crosslinked TPI can be carried out by heating the polymer above $T = 80\text{ }^{\circ}\text{C}$ and this deformed secondary shape may be fixed by cooling-induced crystallization. The deformed shape returns to the primary form upon heating above $80\text{ }^{\circ}\text{C}$.

In addition to the foregoing, copolymers of semicrystalline polycaprolactone (PCL) have been investigated as to their SMP characteristics. In particular, polycaprolactone diols have been difunctionalized with methacrylate end-groups and subsequently copolymerized with *n*-butyl acrylate. The polycaprolactone segments form a crystalline phase that can fix a secondary shape, while thermosetting leads to an elastic network that allows large reversible deformations above T_m . It was found that the PCL molecular weight controls the shape recovery temperature. It is believed that this is due to its influence on the melting transition, while *n*-butyl acrylate comonomer incorporation yields a softening effect due to the low glass transition temperature of poly (*n*-butyl acrylate) ($T_g = -55\text{ }^{\circ}\text{C}$). It has been shown that the SMP based on polycaprolactone segments recovered their primary shape at $70\text{ }^{\circ}\text{C}$ within 20 seconds, a relatively slow recovery.

Summary of the Disclosure

In accordance with the present disclosure, it has been found that chemically cross-linked polycyclooctenes (PCOs) synthesized from *cis*-cyclooctene have a high *trans* double bond content. This polymer can be chemically crosslinked with variations in crosslink density to form novel semicrystalline thermoset SMPs. The polymer synthesis is conducted via ring-opening metathesis polymerization of cyclooctene using a dihydroimidazolylidene-modified Grubbs catalyst. The PCO formed is cured by adding dicumyl peroxide to the PCO and the mixture

compression molded into a film and further cured through chemical crosslinking upon heating. The effects on the thermal, mechanical, and microstructural properties of the synthesis product depends on the extent of crosslinking.

The advantageous polymers of the present disclosure exhibit excellent shape recovery characteristics and especially a rapid rate of strain recovery. The transition temperature of the PCO is tunable through the change of trans/cis ratio of vinylene groups and blending with miscible rubbers. A soft shape memory behavior is observed, where the primary stress-free shape was recovered within 1 second on immersion in hot water above the melting point of the crystalline PCO phase. In contrast with glassy shape memory polymers, chemically crosslinked PCO behaves as an elastomer capable of arbitrary shaping above the sharp melting temperature of the PCO crystalline phase and subsequent shape fixing during crystallization. The shape memory polymers of the present disclosure exhibit excellent shape recovery effect with the recovery temperature and retracting force being adjustable from 20 °C to 60°C according to the ratio of the tacticity used, the degree of curing and the thermal properties of the blended components. The recovery can be finished within 1 second when heated 20 °C above the transition temperature. Additional advantages of the SMPs include that the materials are flexible at room temperature, the flexibility can be tailored according to application requirements by blending with either rigid particulate filler or soft polymeric rubber, they can be dyed to any color according to application requirements, and an optical clearing transition may accompany triggered strain recovery.

The present disclosure also includes shape memory polymers formed by blending the disclosed PCOs with other exemplary polymer materials, e.g., styrene-butadiene rubber, ethylene propylene-diene (EPDM) rubber, natural rubber (cis-polyisoprene), poly(ethylene-co vinyl acetate) (EVA), polydimethylsiloxane (silicone), and polyurethane polymers.

The PCOs and the blends of the present disclosure may be successfully used in connection with a wide variety of applications including, without limitation, the following applications:

- a. Flexible catheters and guide wires

- b. Artificial leather in which the material is colored suitably and embossed (attributes allowing this are appropriate stiffness, glossiness and ease of embossing)
- c. Impression material for molding, duplication, rapid prototyping, dentistry, and inkless finger printing.
- d. Toys, including but not limited to: action figures having arbitrary shapes and plastic boats with propeller triggered by hot water
- e. Reversible embossing (surface structuring) for information storage
- f. Reversible embossing (surface structuring) for pumping and valving in microfluidic devices
- g. Mirror backing with wavefront distortion tailoring
- h. Temperature sensors
- i. Safety valves
- j. Heat shrink tapes or seals
- k. Flexible, custom couplings and fasteners
- l. Gap filler, exploiting rubber, surface wetting and vacuum seals
- m. Actuators
- n. Medical impression materials for dentistry, orthopedics (cast fitting, for example), and podiatry (tailored orthotics).

Brief Description of the Drawings

Figure 1 illustrates the dependence of melting transition temperature (\circ) and crystallization temperature (\square) for PCO cured with varying wt-% of dicumyl peroxide.

Figure 2 illustrates the tensile storage modulus (E') vs. temperature for cured PCO, cured with varying wt-% of dicumyl peroxide (DCP) in a linear stress oscillation mode using 1 Hz of frequency and 4 °C/min. of ramping rate at the following DCPwt-% levels: (i) DCP 0 %, (ii) DCP 1%, (iii) DCP 2.5%, (iv) DCP 5%, and (v) DCP 10%.

Figure 3 illustrates: (a) dependency of amount of added peroxide on T_1 (\circ) and T_2 (\triangle) which are the onset and the end temperatures of transition, respectively, determined from curves

in Figure 4; and (b) ΔT (\square) vs. amount of added peroxide, where ΔT is the difference between T_1 and T_2 .

Figure 4 illustrates the shape memory behavior of PCO with DCP 2.5% following rapid immersion in water at $T = 70^\circ\text{C}$. The exemplary sample undergoes transition from temporary shape (circular) to permanent (linear) within 0.7 sec.

Figure 5 graphically illustrates the curvature, κ , vs. time elapsed at $T = 70^\circ\text{C}$ at the following PCO5 weight percentages: (i) PCO5-0% (\circ), (ii) PCO5-1% (\triangle), (iii) PCO5-2.5% (\square), and (iv) PCO5-5% (∇).

Figure 6 illustrates thermomechanical characterizations of PCO:SBR blends of varying composition.

Figure 7 graphically illustrates control or variation of tensile modulus at $T = 37^\circ\text{C}$ (body temperature) afforded through varying composition in PCO:SBR blends.

Figure 8 illustrates graphically thermomechanical characterizations of PCO blended with various other polymers.

Figure 9 illustrates augmentation of PCO tensile storage modulus at 37°C (open) and 60°C (filled) with amount of boron nitride (BN) filler added.

Detailed Description Of Exemplary Embodiments

To illustrate advantageous features, functions and uses of exemplary polymers according to the present disclosure, the following non-limiting examples are provided. As will be readily apparent to persons of skill in the art, the following examples are merely illustrative of aspects of the present disclosure, and should not be viewed as absolute and thus should not be considered to be limiting with respect to potential polymeric materials, processing conditions (e.g., relative percentages, temperatures and time periods) and/or end-use applications that may be advantageously employed according to the present disclosure. Physical properties and processing conditions set forth in the following examples are merely illustrative of such properties/conditions, and should not be viewed as limiting the scope or utility of the present disclosure.

Materials and Synthesis.

The ruthenium catalysts bis(tricyclohexylphosphine)benzylidene ruthenium (IV) dichloride (1, Grubbs' catalyst) and tricyclohexylphosphine [1,3-bis(2,4,6-trimethylphenyl)-4,5-dihydroimidazol-2-ylidene] [benzylidene] ruthenium (IV) dichloride (2) were purchased from Strem Chemical. The other reagents were obtained from Aldrich and used as received unless otherwise indicated. The *cis*-cyclooctene was vacuum distilled from CaH₂ prior to use and the methylene chloride was passed through columns of basic activated alumina prior to use.

Example

To a solution of 5.1 mg (6.0 μ mol) of the ruthenium catalyst 2 in 50 mL of CH₂Cl₂, there was added 6.60 g (60 mmol) *cis*-cyclooctene. The resulting reaction mixture was stirred under air for 30 minutes at room temperature during which time the mixture gelled. The reaction was stopped by injection of 50 mL CH₂Cl₂ containing a trace amount of ethyl vinyl ether. The polymer was precipitated using methanol, recovered by filtration and dried overnight under vacuum at room temperature. The isolated yield amounted to 5.0 g (75 %). The ¹³C NMR spectra of the sample were recorded in chloroform-*d* on a Bruker DPX-300 FT NMR spectrometer operating at 75 MHz. Quantitative spectra were obtained using a standard inverse-gated proton decoupling pulse sequence and a relaxation delay of 2 seconds to obtain trans/cis ratios. Gel permeation chromatography was carried out using a Polymer Lab LC1120 HPLC pump equipped with a Waters differential refractometer detector. The mobile phase was tetrahydrofuran (THF) and a flow rate of 1 mL/minute was employed. Separations were carried out using a set of 10⁵ Å, 10⁴ Å and 10³ Å Polymer Lab columns. Molecular weights were calibrated against narrow molecular weight polystyrene standards.

The PCO peroxide curing was carried out by dissolving PCO and dicumyl peroxide in CHCl₃, to form a clear solution. The solution was dried in a fume hood at room temperature for 12 hours and vacuum dried in an oven at 40 °C for 12 hours. Dried PCO containing DCP was transferred to a mold having the following dimensions 1 x 3 x 0.05 cm. The mold was placed between two hot platens and compressed at 140 °C under a pressure of 1000 psi for 30 minutes to yield a sheet specimen. After curing, the specimen was cooled to room temperature in the mold.

The polymer blends were achieved via the melt blending within a twin screw Brebender. The Brebender which had 30 ml chamber was first heated to 80 °C ($T_m + 20$ °C) and the speed was adjusted to 25 RPM. The feed (polymers to be blended) was premixed and fed into the chamber within 2 minutes and mixed therein at 25 RPM for 10 minutes. The resulting mixture was removed and cooled to room temperature under air. The mixture was then introduced between two plates that had been preheated to 180 °C, pressed to form a film and cured for 30 minutes. Two Mylar films were used to separate the polymers from the stainless plates to avoid the film sticking on the plates after curing. The thickness of the samples was controlled by a spacer, which also served as a sealer.

The thermal properties (melting and crystallization temperatures) of cured PCO were measured using a Perkin-Elmer differential scanning calorimeter (DSC-7) using a first heating rate of 10 °C/minute from -50 to 100 °C, a first cooling rate of -10 °C/minute from 100 °C to -50 °C, and a second heating rate of 10 °C/min from -50 to 100 °C.

Wide-angle x-ray scattering (WAXS) analysis was performed using a BRUKER GADDS-4 instrument having a *Cr* source of radiation ($\lambda = 2.291 \text{ \AA}$) and the transmission mode was chosen. The voltage and the current used were 40 kV and 40 mA, respectively, and the exposure time was 30 minutes. The scattering patterns were collected on a HiStar area detector with the distance of the sample to detector set to 6.0 cm. Intensity profiles (*I* vs. 2θ) were determined from azimuthal averaging at each 2θ position of the isotropic patterns. The data were then analyzed with Peakfit™ software (SPSS Science) to find the peak positions and the relative intensity of each peak.

Dynamic mechanical analysis was carried out with a TA Instruments DMA 2980 run in tensile mode at an oscillation frequency of 1 Hz, a static force of 10 mN, an oscillation amplitude of 5.0 μm (~ 0.1 % strain), and an automatic tension setting of 125%. Temperature ramps were conducted at 4 °C/minute over the range $-100 < T < 100$ °C.

The shape memory effect was then determined. PCO samples having varying crosslinking degrees were cut into rectangular strips of $0.5 \times 2.0 \times 30.0$ mm and colored with red dye to provide optical contrast. The PCO strips were bent in semi-circular shape with an inner diameter of 0.737 cm in a warm water bath at 70 °C (at which temperature the samples were

transparent and flexible) and then transferred into an ice water bath to fix the secondary bent shape by crystallization. The bent PCO samples were then promptly dipped into the warm water bath at 70 °C, while recording images of shape recovery using a video camera at a rate of 20 frames per second. The variations of radius of curvature of the bent samples were analyzed using non-linear regression (SigmploTM).

It was further established using the foregoing synthesis techniques that polycyclooctene (PCO) can be synthesized using either RuCl₂(=CHPh)(PCy₃)₂ **1** (Grubbs catalyst) or the dihydroimidazolyli² modified Grubbs catalyst **2**, but with catalyst **2** having a much higher reactivity as compared with catalyst **1**. A unique feature of PCO as a shape memory material is the tunable transition temperature (*T_m* of PCO), where a temperature range from 19 to 61 °C is achievable following the dependence of the melting point of PCO on the *trans* content of double bonds along the polymer backbone. The synthesis procedure of the invention has the ability to control the *trans*/*cis* ratio as well as molecular weight by changing conditions: reaction time, catalyst type, and catalyst concentration. Table 1 which follows shows representative examples of PCO variations achieved in this manner.

Table 1. Molecular and Thermal Characteristics of PCO Polymers.

Sample Code	Catalyst	Monomer: Catalyst Ratio ^a	Reaction Time (hr)	M _w (kg/mol)	PDI	<i>trans</i> %	<i>T_m</i> ^b (°C)
PCO1	1	500	2	127	1.55	68	41
PCO2	1	1,000	2	194	1.65	n.d.	30
PCO3	1	2,000	2	246	1.73	n.d.	19
PCO4	1	1,000	19	183	1.64	78	55
PCO5	2	10,000	0.5	315	2.00	81	60

^a Monomer concentration 1.2 M.

^b Data are gathered on the second melt scan with 10 °C/min cooling history.

As can be appreciated from Table 1, higher catalyst concentrations result in higher *trans* concentration and lower molecular weights (sample 2 and 3 vs. 1). Additionally, prolonged reaction times (sample 4 vs. 2) or the use of highly reactive catalyst **2** (sample 5) yield higher melting temperature products, presumably as a consequence of more cross-metathesis occurring between polymer chains resulting in the thermodynamically more favorable *trans* products.

Sample 5 (PCO5 above) was selected for in-depth characterization, based upon its desirable melt transition temperature and molecular weight.

Thermal Analysis.

DSC analysis was conducted for the first heating and cooling of cured PCOs prepared using varying concentration (wt. %) of peroxide: (i) DCP 0 %, (ii) DCP 1%, (iii) DCP 2.5%, (iv) DCP 5%, and (v) DCP10% to reveal its melting and crystallization behavior. The neat PCO was compression molded in a hot press using the same conditions as for crosslinked PCO to provide an identical thermal history. During the first heating cycle, neat PCO shows a melting temperature at 60.3 °C while any glass transition for neat PCO was not detected over the range – 50 < T < 100 °C. According to Calderon and Morris, J. Polym. Sci., Polym. Phys. Ed. 1967, 5, 1283-1292, the crystalline melting point for PCO depends linearly on the percentage of trans-vinylene content in the polymer; specifically, $T_m = 60$ °C was reported for 78 % trans-vinylene content in PCO. For the neat PCO sample described herein, the content of trans-vinylene is 80.6%, so that the measured melting transition of 60.3 °C is in good agreement with the prior literature Calderon and Morris, *supra*. During the first cooling cycle, neat PCO shows a crystallization exotherm at 37 °C. A second heating cycle shows the same result as the first heating cycle.

Crosslinking PCO with dicumyl peroxide has a dramatic impact on its crystallization and melting behavior. The melting point, T_m , the crystallization point, T_c , and the melting enthalpy (related to degree of crystallinity), ΔH , are plotted in Figure 1 and summarized in Table 2 which follows:

Table 2. Thermal Characteristics of Cured PCO.

Sample Code	Added Peroxide / %	T_m / °C	T_c / °C	ΔH / J g ⁻¹
PCO5-0	0	60.3	39.0	57.8
PCO5-1	1	55.2	35.5	62.8
PCO5-2.5	2.5	52.7	31.3	54.7
PCO5-5	5	38.2	16.8	35.1
PCO5-10	10	16.7	-16.0	22.9

A significant effect of the degree of crosslinking is observed: both the T_m and T_c of PCO decrease as the amount of DCP increases, the former by more than 40 °C for 10% DCP crosslinking. The melting enthalpy also decreases with increased crosslinking, indicating a decrease in degree of crystallinity. When the temperature is decreased below T_c , the constituent PCO chains begin to crystallize, the crystals growing to a certain final size and shape. In the case of neat PCO (without cross-linking points), relatively low restriction for PCO crystal growth due to high polymer chain mobility results is to be expected. However, for the samples of increasing crosslink density, the polymer chains are constrained against diffusion and conformational rearrangement, thus increasingly restricting crystallization. As a result, higher peroxide loadings give rise to a reduced degree of crystallinity and concomitant reduction of crystal size, the latter inferred from the observed depression in melting temperature. It can also be seen from Table 2 that the melting temperature of cured PCO can be tailored by controlling the loading of peroxide before curing. Moreover, when the amount of peroxide exceeds 10%, the cured PCO shape memory behavior is lost as both the T_m and T_c are below room temperature and the melting transition is broadened excessively.

Crystalline Microstructure.

The underlying microstructure of PCO as affected by crosslinking was determined using wide-angle x-ray scattering (WAXS). From the intensity profiles of all PCO samples except the PCO5-10, it was found that the microstructure is characterized by the superposition of an amorphous halo and four crystalline diffraction rings of nearly constant d -spacing, but with intensity that decreases with increasing extent of crosslinking. For example, PCO cured with 1 wt-% dicumyl peroxide shows two strong scattering peaks at $2\theta = 30.02^\circ$ (4.42 Å) and 34.81° (3.83 Å) that correspond to the 010 and 100/110 reflections of the PCO triclinic crystal structure, respectively. Additionally there are two weak peaks, $2\theta = 31.94^\circ$ (4.16 Å) and $2\theta = 36.97^\circ$ (3.61 Å) corresponding, respectively to the 110 and 201 reflections of the PCO monoclinic crystal structure.

The WAXS patterns were analyzed to deconvolute the constituent reflections using Peakfit™ software. The data obtained are summarized in Table 3, which follows along with a summary of DMA *vide infra*.

Table 3. Summary of the WAXS results.

Sample Code	Peak Area% at $2\theta =$				Degree of Crystallinity	E' at 28°C (MPa)
	30.02	31.94	34.81	36.97		
PCO5-0	11.25	0	12.44	1.84	25.5	173.4
PCO5-1	9.85	0	11.77	2.21	23.8	136.1
PCO5-2.5	7.78	0.39	7.85	2.03	18.1	128.1
PCO5-5	7.38	0.39	7.53	2.04	17.3	67.7
PCO5-10	0	0	0	2.64	2.6	8.4

From the fitted data, it was found that the degree of crystallinity of PCO is 25.5% at room temperature, which is close to the results from DSC (28.8%) employing the enthalpy data of a pure crystal (216 J/g) from Schneider and Muller *Journal of Molecular Catalysis* 1988, 46, 395-403. Additionally, the degree of crystallinity shows a monotonic decrease with increasing crosslinking, the same trend observed with DSC and also explained by a constraining effect of crosslinking points that limit the growth of crystals. In fact, sample PCO5-10 (10% DCP crosslinking) did not show significant crystallinity at room temperature; however, this does not mean that the sample cannot crystallize. From the DSC data, it can be concluded that a crystalline phase of PCO5-10 melts over the range $-15 < T < 30$ °C, while the WAXS analysis was conducted at room temperature (28 °C). At this temperature the melting is nearly complete, yielding a measured degree of crystallinity of only 2.6%.

In analyzing the scattering patterns for the area % of each peak, it was found that the effect of crosslinking-confinement on the degree of crystallinity depends on the associated crystal structure. While the triclinic peaks at 30.02 and 34.8 degrees 2θ decrease linearly with crosslinking, the monoclinic peaks at 31.9 and 36.97 degrees 2θ seem almost unaffected by the crosslinking. It is thus apparent that the triclinic crystal structure is more sensitive to the constraining influence of cross-linking, while the monoclinic crystal structure is more robust, although still a minor component.

Dynamic Mechanical Properties.

Chemically crosslinking PCO also has a direct impact on the thermomechanical properties, e.g. modulus versus temperature, through the establishment of a permanent network and indirectly through the morphological transitions discussed above. Revealing such effects by the use of DMA, Figure 2 shows plots of the tensile storage modulus (E') versus temperature for cured PCOs prepared with varying amounts of DCP. All of the PCO samples are characterized by a solid-like storage modulus (about 1.7 GPa) for temperatures below $T = -70\text{ }^{\circ}\text{C}$ with this modulus value being invariant to the crosslinking density. For temperatures above $T = -70\text{ }^{\circ}\text{C}$, the apparent onset of T_g in the PCO samples, E' begins to decrease gradually to a level that is dependent on crosslink density, but spanning 0.05 to 0.5 GPa. The decrease in modulus with crosslinking in this temperature region can be understood from the results of the DSC and WAXS that showed crosslinking reduces the degree of crystallinity of PCO. It is to be expected that the crystalline phase will function as both the fixing mechanism for shape memory and a means of controlling room temperature modulus over a full order of magnitude. For temperatures nearing $T = 62\text{ }^{\circ}\text{C}$, close to the melting temperature measured by DSC, the storage modulus of neat PCO begins to decrease sharply to about 2 MPa at the completion of melting at $71\text{ }^{\circ}\text{C}$. As found with DSC, this transition temperature is observed mechanically to decrease with increasing degree of crosslinking. For temperatures greater than T_m , the modulus of neat PCO, trace (i), continues to decrease to a point where the material flows like a viscous liquid, not showing a persistent rubbery plateau (Figure 2). This feature hampers the applicability of neat PCO for use as a shape memory polymer due to an inability to be deformed as a rubber above T_m without rapid stress relaxation. On the other hand, cured PCO, which contains just 1% peroxide, represented by trace (ii), will allow significant shape memory effects owing to its persistent rubbery plateau above $72\text{ }^{\circ}\text{C}$. As the amount of peroxide increases, the rubbery plateau modulus increases, allowing for enhanced mechanical energy storage, but the transition temperature and the steepness of the transition decrease. In the case of PCO with 10% DCP, PCO5-10, shown as trace (v) in Figure 3, the thermomechanical response that is observed is inconducive to shape memory effects as the fixing (crystallization) temperature is lower than room temperature so that shape fixing would require subambient cooling and the temporary shape would be expected to

drift via partial melting. In addition, the melting transition is too broad for dramatic strain recovery to take place.

From each of the curves in Figure 2, the onset (T_1) and the end (T_2) temperatures of the melting transition were determined, recognizing that shape memory behavior would benefit from a small difference in T_1 and T_2 . Figure 3(a) depicts the influence of peroxide content on T_1 (\circ) and T_2 (\triangle), noting that the onset of the temperature (T_1) corresponds closely to the melting point measured by DSC (Table 2). Both T_1 and T_2 decrease as the amount of peroxide increases similar to T_m and T_c in Table 2, but more so for T_2 . Figure 3(b) shows the difference in the onset and end transition temperatures, $\Delta T = T_2 - T_1$ (\square), versus the amount of added peroxide; as the amount of peroxide increases, ΔT increases, indicating a loss in sharpness of the transition. The sharpness of this transition can be quantified by measuring the maximum slopes of the $E' - \text{Temp}$ trace in the melting region of Figure 2, and these results are shown in Figure 3. Clearly, a compromise between transition sharpness (high for neat PCO) and rubber elasticity (low for neat PCO) exists so as to influence the design of an optimal shape memory polymer.

It was observed that the trend of the in thermomechanical behavior corresponds favorably with WAXS observations discussed above. In particular, it was found that the room temperature modulus decreases with increasing of crosslinking, just as the degree of crystallinity is decreasing as reported in Table 3.

Shape Memory Effect.

A typical example of the shape-memory effect of PCO cured with 2.5 wt% DCP (PCO5-2.5) is shown in Figure 4. The primary, stress free, shape of the sample under study was set at the crosslinking stage to be a linear rectangular bar (see Figure 4 at $t = 0.7$ s), while the secondary (temporary) shape was a semi-circular film curved along the long axis and having an inner diameter of 0.737 cm (see Figure 4 at $t = 0$ s). Such a shape was achieved by heating the sample to a transparent state at $T = 70$ °C, deforming it to a semi-circular shape using a pipette mandrel, and finally quenching the curved film in ice water, rendering the sample translucent white and leathery. The shape recovery was examined by rapidly submerging the curved sample into a water bath heated to $T = 70$ °C. As shown in Figure 4, the transition from the secondary shape to the primary shape is completed within $t = 0.7$ second. In contrast, an uncrosslinked sample,

PCO5-0, does not show such outstanding shape fixing and recovery effects, a finding to have been anticipated from DMA results that revealed poor elasticity above the melting transition. Thus, tensile stress applied to the sample above the melting transition relaxes somewhat so that it is not entirely stored upon crystallization and the primary shape cannot be restored at elevated temperature for reasonable observation times. It should be noted that the density of the PCO is smaller than that of hot water; hence, during strain recovery in the selected configuration, the polymer must fight buoyancy. Very recently, Landlein et al. reported shape memory properties of oligo(ϵ -caprolactone)/ (n-butyl acrylate) copolymer (*Proc. Nat. Acad. Sci.* 2001, 98, 842-847). The authors demonstrated that shape recovery of the copolymer required 20 seconds to be completed at 70 °C. Compared to their results, the cured PCO sample of the present disclosure exhibits quite rapid shape recoverability; however, testing was performed with distinct protocols so that a direct comparison is not feasible.

In order to quantitatively evaluate the transition speed, the time evolution of curvature ($\kappa = 1/r$, r = radius of circle superposing the curved film) for the recovering samples was determined by image processing and plotted versus time as shown in Figure 5. By comparing the curvature relaxation plots for different samples, it is clear that neat PCO does not recover to the original shape of $\kappa = 0$, at least not within five seconds (data beyond the plot range shown) while crosslinked PCO samples show shape memory behavior that is faster and more complete with increasing crosslink density. Of the samples tested, 5 % peroxide shows the best shape memory behavior at 70 °C. The chosen shape transformation was arbitrary; any other shape transformation within tensile strain limits set by material strength are possible, including coiled-to-flat, flat-to-coiled, concave-to-flat, matte-to-glossy, glossy-to-matte, to name a few. Considering the WAXS data presented summarized in Table 3, the speed of recovery (maximum slopes of plots in Figure 5) increases with increasing degree of crystallinity, so long as the sample is crosslinked. Additionally, the extent of recovery increases with the degree of crystallinity up to 2.5% of DCP. Beyond this level of crosslinking, increases in crosslinking have little effect on the extent of recovery, suggesting the existence of an optimal DCP composition near 5 wt%.

In accordance with the invention, PCO polymers have been prepared with control over the cis/trans double bond composition and molecular weight afforded by the use of ruthenium

catalysts. Samples of the polymers were cured using dicumyl peroxide of varying concentration and the influence of crosslinking on thermal, microstructural, and thermomechanical properties determined. In addition, the dependence of desirable shape memory characteristics on degree of crosslinking was investigated, revealing competing influences of crystallinity for shape-fixing, seen to decrease with crosslinking, and rubber elasticity above T_m , observed to increase with crosslinking as expected. While neat, linear, PCO does not exhibit shape memory effect due to the lack of a rubbery plateau above melt transition temperature, a small amount of peroxide crosslinking ($\sim 1\%$) imparts shape memory effect to PCO. A fast shape memory effect was observed for the crosslinked PCO that results when crystallization-fixed distorted samples were submerged in a warm water bath. In the case of PCO containing either 2.5 or 5% peroxide, complete shape recovery from a curvature, $\kappa = 0.14 \text{ mm}^{-1}$ to zero curvature occurs within 0.7 s at 70 °C.

Various blends of PCO and other polymers including styrene butadiene, EVA and polyurethane using different ratios of the polymers in the blends were prepared and evaluated for isothermal characterization of the stiffness, thermomechanical melting and other properties per se and in comparison with PCO, EVA, SBR, polyurethane in unblended form.

Modification of the isothermal stiffness on blending with styrene-butadiene soft rubber

The storage moduli of the PCO blends using different ratios of SBR were determined and compared using the temperature-ramp and isothermal procedures. The results are shown in Figures 6 and 7. As shown in Figure 6, at temperatures below the glass transition temperature, all of the blends have the same level of stiffness at about 2 GPa, and all the blends except the pure SBR have the same glass transitions at around -50 °C . In the case where the PCO is the dominant component, it represents the continuous phase in the blend and the transition appears to be the glass transition of PCO. At temperatures above the glass transition, the blends evidence different stiffness values, the stiffeners decreasing with increasing amounts of the SBR component. The storage moduli at 37 °C of the blends are shown in Figure 7. The results indicate that the stiffness decreases directly with the increasing ratio of SBR component, that is the SBR softens the PCO. The PCO appears to be totally immiscible with the SBR as in the blends investigated the PCO retains the same melting temperature. This conclusion reached is

that when blending the PCO and SBR above the melting temperature of the PCO, the blends are white in color instead of being transparent. In this case, the critical temperatures and the stiffness of the rubber can be adjusted independently. The manner in which the SBR modifies the PCO at a temperature of 37 °C (body temperature) was also verified by the isothermal characterization. The trend appears to be linear with the weight fractions of PCO in the ranges investigated.

Modification of the body-temperature stiffness and also the transition temperatures by blending with compatible components.

PCO was blended with other components, including Vestenamer 6213, a PCO with different tacticity which has lower trans-content so that it decreases the melting temperature to below that of Vestenamer and EVA. Both components were compatible with PCO-8012 acted to lower the melting temperatures significantly, both from DMTA results (Figure 8) and DSC results. This was to be expected as the PCO in the combination and its structures are almost the same except for the trans-cis content. However, the compatibility of EVA with PCO was unexpected. It is assumed that the miscibility results from the similarity of the ethylene portion and may change with variations of the ethylene content in the EVA. The DSC results obtained with PCO/EVA show that two melting stages exist, one for the PCO, and the other for the EVA. DMTA also results in two melting stages, as two stages of melting transitions and two level of plateaus are exhibited. This would indicate that a double network may exist in the blends and EVA may act as a crosslinking agent.

In addition to SBR, EVA and other PCO starting materials, shape memory polymers were prepared using various rubbery polyurethanes as the second material in the blend with similar results.

Also in accordance with the present disclosure, the body-temperature modulus of crosslinked PCO materials may be substantially increased through the addition of inorganic or organic filler powders. As an example, PCO (Vestenamer 8012[®]) was blended with different amounts of boron nitride (Advanced Ceramics, PT-140). Blending was conducted at T = 80°C for 10 minutes to ensure full mixing using a twin screw Brabender[®] mixer having a chamber volume of 30ml. The rotating speed of the screws was set to 25rpm. The materials were quite easily blended even at 30wt% of the solid filler a finding attributed to the low viscosity of PCO,

a processing aide itself. It is believed that, a higher It is believed that, a higher filler content (up to 50%) may be feasible for this system. The crosslinking agent used is dicumyl peroxide and the amount is 1wt-PHR based on the amount of PCO added and not the PCO plus BN. The compounded materials were pressed and thermally cured in a heat press at 180°C for 10 minutes under a load of 8 metric tons. The resulting films were smooth and egg-shell white in color. Shape memory tests in hot water (~80°C) show fast and complete recovery. Figure 9 shows the tensile storage modulus trends for body temperature (37 °C) and a temperature in the rubbery range ($T = 60$ °C). It is clear that the filler allows controlled increase in modulus. The increase in modulus at body temperature may enable the satisfaction of stiffness requirements in biomedical applications, and in particular stents. The elevation in rubbery modulus increases the mechanical work capacity available during deployment, or in the return of a shape memory object from the temporary to permanent shapes. Many other fillers may afford tailoring of tensile storage modulus, tensile loss modulus, and linear strain (the strain beyond which elasticity is lost), including but not limited to: silica, titanium dioxide, montmorillinite clay, Kevlar™ staple, aluminum nitride, barium, and bismuth subcarbonate. Several of these fillers (barium and bismuth subcarbonate) can at the same time allow for radio-opacification. Addition of titanium dioxide simultaneously allows for strong UV absorption beneficial for laser cutting of fine shape memory articles.

Fillers of exceptionally high thermal conductivity, such as boron nitride, are expected to improve the rate of shape recovery in the shape memory effect by decreasing the time for the article to reach thermal homogeneity.

Thus, the present disclosure provides an advantageous shape memory polymer that includes chemically cross-linked polycyclooctene synthesized from cis-cyclooctene having a high trans double bond content. The present disclosure further provides an advantageous method of forming a shape memory polymer that includes conducting a ring opening metathesis polymerization of cis-cyclooctene in the presence of a Grubbs catalyst and reacting the polycyclooctene formed with dicumyl peroxide at an elevated temperature to cure the polycyclooctene.

Although the polymers and processing methodologies of the present disclosure have been described with reference to specific exemplary embodiments thereof, the present disclosure is

not to be limited to such exemplary embodiments. Rather, as will be readily apparent to persons skilled in the art, the teachings of the present disclosure are susceptible to many implementations and/or applications, without departing from either the spirit or the scope of the present disclosure. Indeed, modifications and/or changes in the selection of specific polymers, polymer ratios, processing conditions, and end-use applications are contemplated hereby, and such modifications and/or changes are encompassed within the scope of the present invention as set forth by the claims which follow.

What is Claimed is:

1. A shape memory polymer comprising chemically cross-linked polycyclooctene synthesized from cis-cyclooctene having a high trans double bond content.
2. A shape memory polymer according to claim 1 which has been cured by adding dicumyl peroxide to the polycyclooctene.
3. A shape memory polymer according to claim 2 further cured through chemical crosslinking upon heating.
4. A shape memory polymer according to claim 3 which after curing is cooled to room temperature.
5. A shape memory polymer according to claim 1 having a molecular weight ranging (kg/mol) of about 120 to about 325.
6. A shape memory polymer according to claim 2 having a tunable transition temperature (T_m of PCO) of about 19 to about 61 °C.
7. A shape memory polymer according to claim 2 having a melting point T_m of about 16 to about 61 °C.
8. A shape memory polymer according to claim 2 having a crystallization point T_c of about 16 to about 39 °C.
9. A shape memory polymer according to claim 2 having a melting enthalpy $\Delta H/J_g^{-1}$ of about 22 to about 63.
10. A shape memory polymer according to claim 2 having a melting point T_m of about 16 to about 61 °C, a crystallization point T_c of about 16 to about 39 °C and a melting enthalpy $\Delta H/J_g$ of about 22 to about 63.
11. A shape memory polymer according to claim 2 having a degree of crystallinity at room temperature of from about 2.6% to about 25.5%.

12. A shape memory polymer according to claim 2 evidencing rapid shape memory behavior.
13. A shape memory polymer according to claim 12 wherein the primary stress-free shape of the polymer is recovered within about 1 second on exposure to temperatures above the melting point of the crystalline polymer phase.
14. A shape memory polymer comprising a blend of a polymer according to claim 1 with a member selected from the group consisting styrene butadiene, EVA and polyurethane.
15. A shape memory polymer molded article formed from a chemically crosslinked polycyclooctene according to claim 1.
16. A shape memory polymer molded article formed from the blend according to claim 14.
17. Method of forming a shape memory polymer comprising conducting a ring opening metathesis polymerization of cis-cyclooctene in the presence of a Grubbs catalyst and reacting the polycyclooctene formed with dicumyl peroxide at an elevated temperature to cure the polycyclooctene.
18. Method according to claim 17 wherein said catalyst is $\text{RuCl}_2(=\text{CHPh})(\text{PCy}_3)_2$.
19. Method according to claim 17 wherein said catalyst is a dihydroimidazolydene-modified Grubbs catalyst.
20. Method according to claim 17 wherein said curing is carried out in a mold.
21. A shape memory polymer produced by the process of claim 17.
22. An impression material for molding, duplication, rapid prototyping, and embossing comprising a shape memory polymer according to claim 2.
23. A temperature sensor comprising a shape memory polymer according to claim 2.

24. A medical impression material for dentistry, orthopedics and podiatry comprising a shape memory polymer according to claim 2.

25. A shape memory polymer according to claim 1 containing a member selected from the group consisting of finely divided organic and inorganic fillers.

26. A shape memory polymer according to claim 25 wherein said filler is a member selected from the group consisting of boron nitride, silica, titanium dioxide, montmullinite, clay, Kevlar, staple, aluminum nitride, barium and bismuth subcarbonate.

27. A shape memory polymer according to claim 26 wherein said filler is boron nitride.

28. A shape memory polymer according to claim 27 wherein said filler is titanium dioxide.

29. Method for increasing the shape recovery rate of a shape memory polymer according to claim 1 which comprises incorporating therein boron nitride as a filler.

30. Method for decreasing the temperature for shape recovery of a shape memory polymer according to claim 1 which comprises incorporating therein boron nitride as a filler.

31. Method for simultaneously increasing the body-temperature modulus and the UV absorption of a shape memory polymer according to claim 1 which comprises incorporating therein titanium dioxide as a filler.

Figure 1. Dependency of amount of added peroxide on melting (○) and crystallization (□) temperatures of cured PCO.

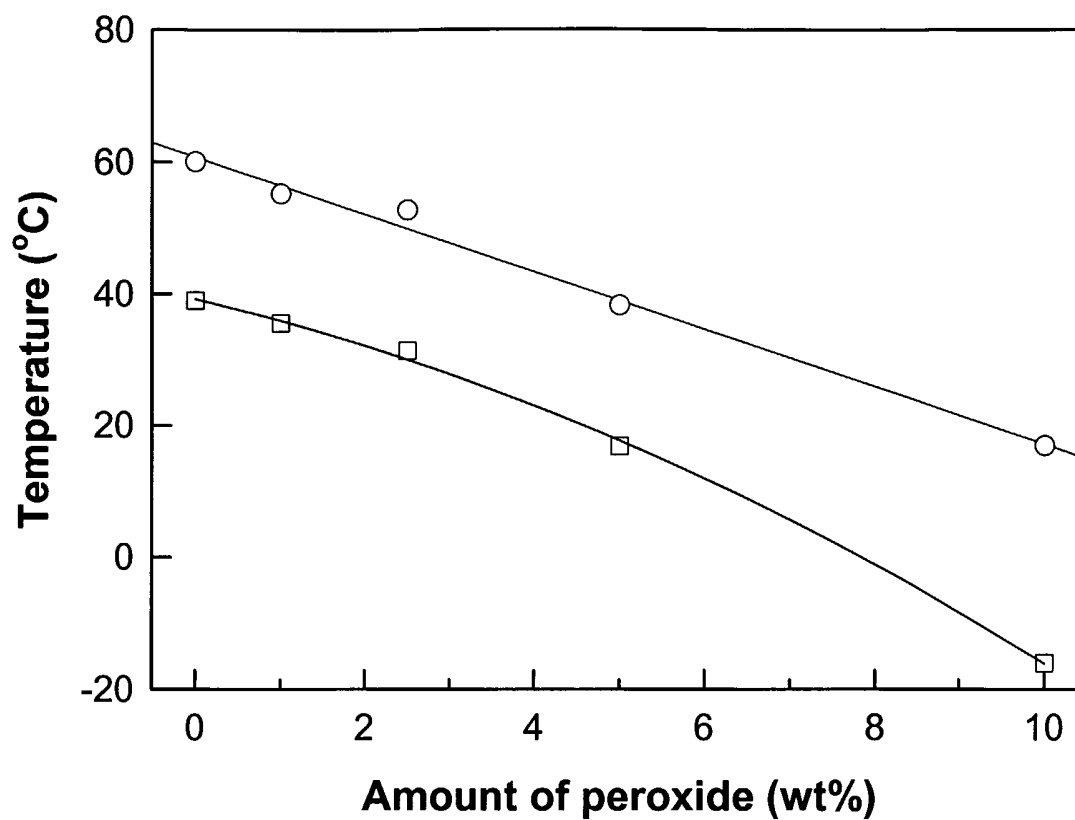


Figure 2. Tensile storage modulus (E') vs temperature for cured PCOs in a linear stress oscillation mode using 1 Hz of frequency and 4 °C/min of ramping rate: (i) DCP 0 %, (ii) DCP 1 %, (iii) DCP 2.5 %, (iv) DCP 5 %, and (v) DCP 10 %.

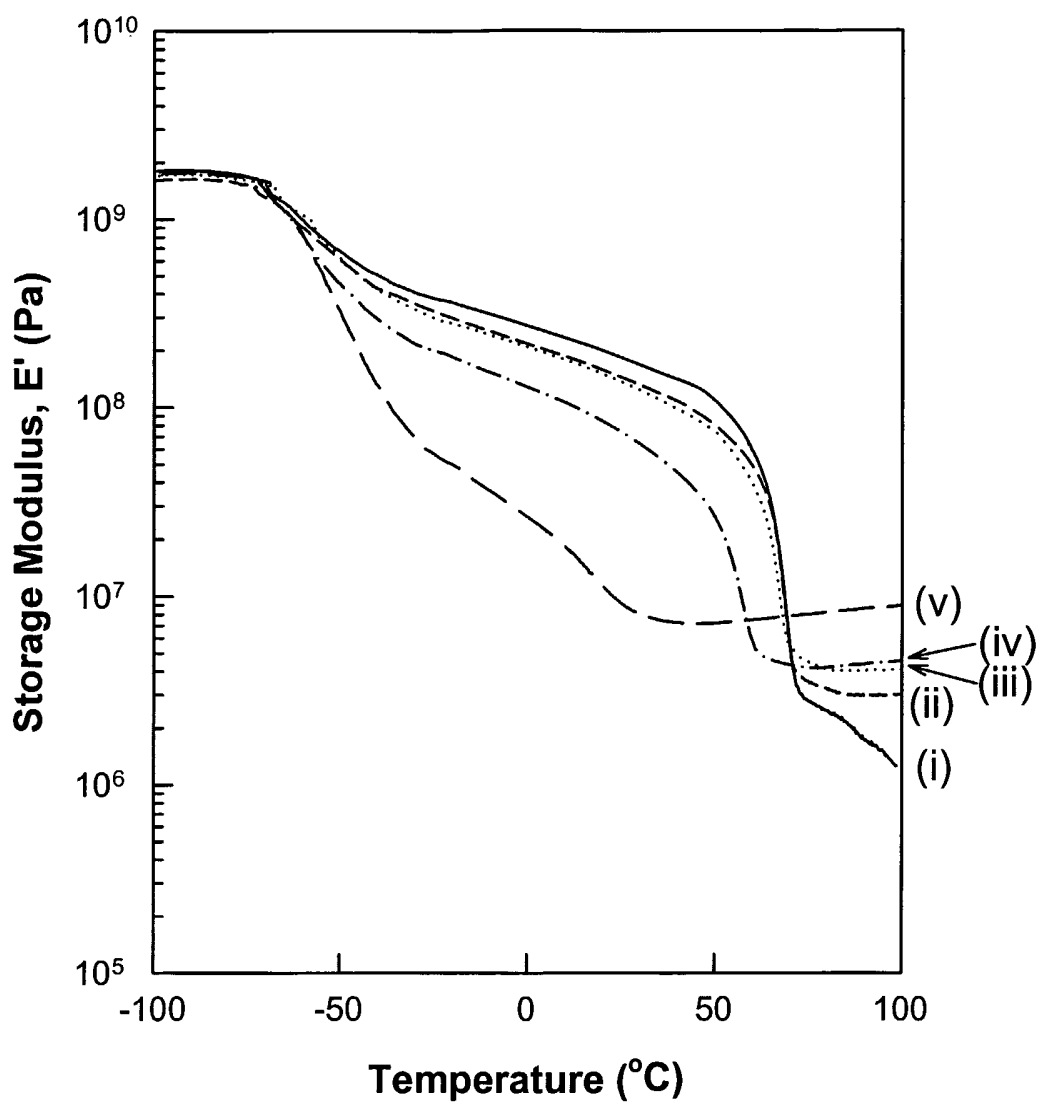


Figure 3. (a) Dependency of amount of added peroxide on T_1 (\circ) and T_2 (\triangle) which are the onset and the end temperatures of transition, respectively, determined from curves in Figure 4; (b) ΔT (\square) vs amount of added peroxide, where ΔT is the difference between T_1 and T_2 .

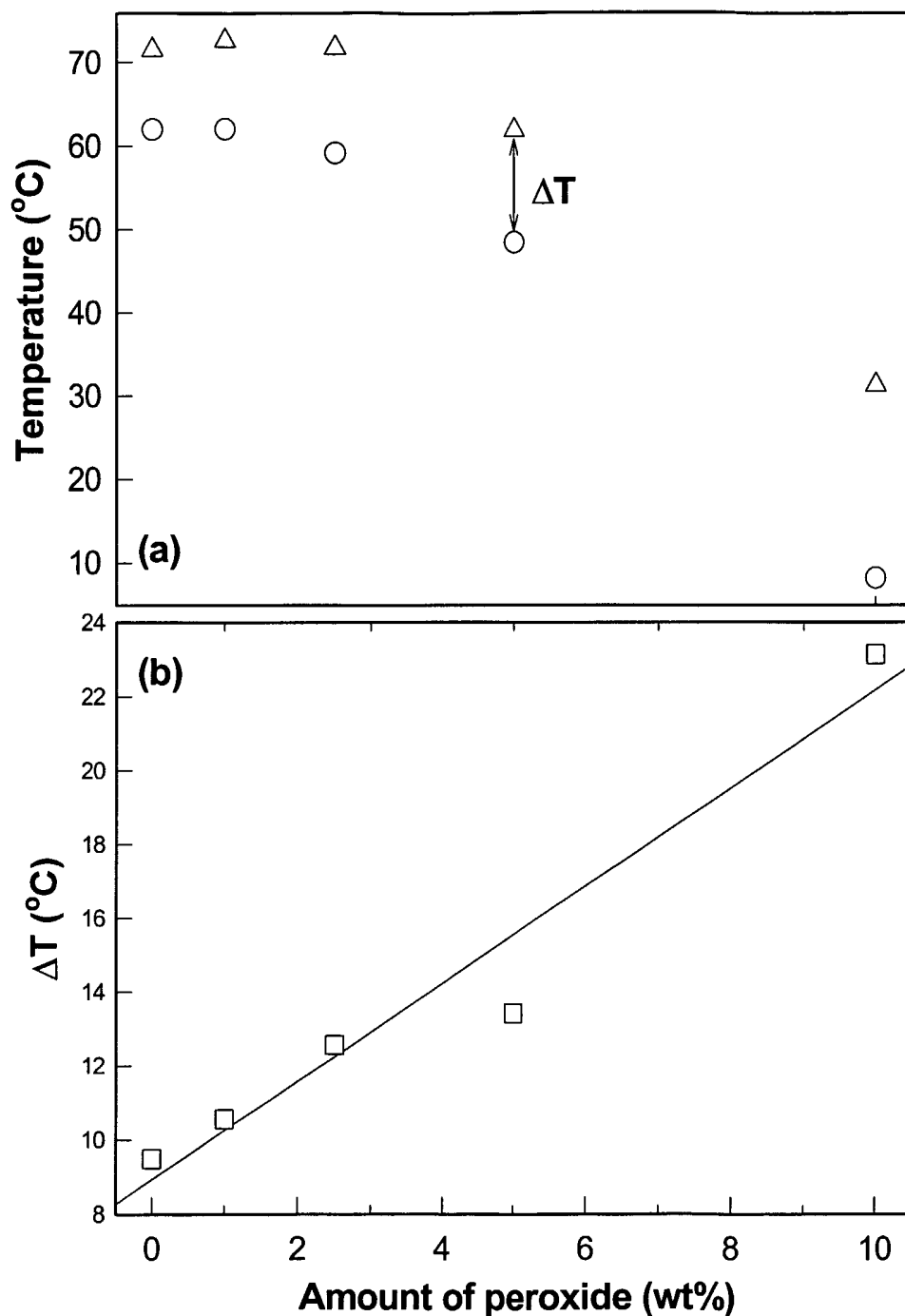


Figure 4. Shape memory behavior of PCO with DCP 2.5% following rapid immersion in water at $T = 70\text{ }^{\circ}\text{C}$. The sample undergoes the transition from temporary shape (circular) to permanent (linear) within 0.7 sec. The sample is colored in red.




Figure 5. Curvature, κ , versus time elapsed at $T = 70\text{ }^{\circ}\text{C}$: (i) DCP 0 % (\circ), (ii) DCP 1 % (\triangle), (iii) DCP 2.5 % (\square), (iv) DCP 5 % (∇).

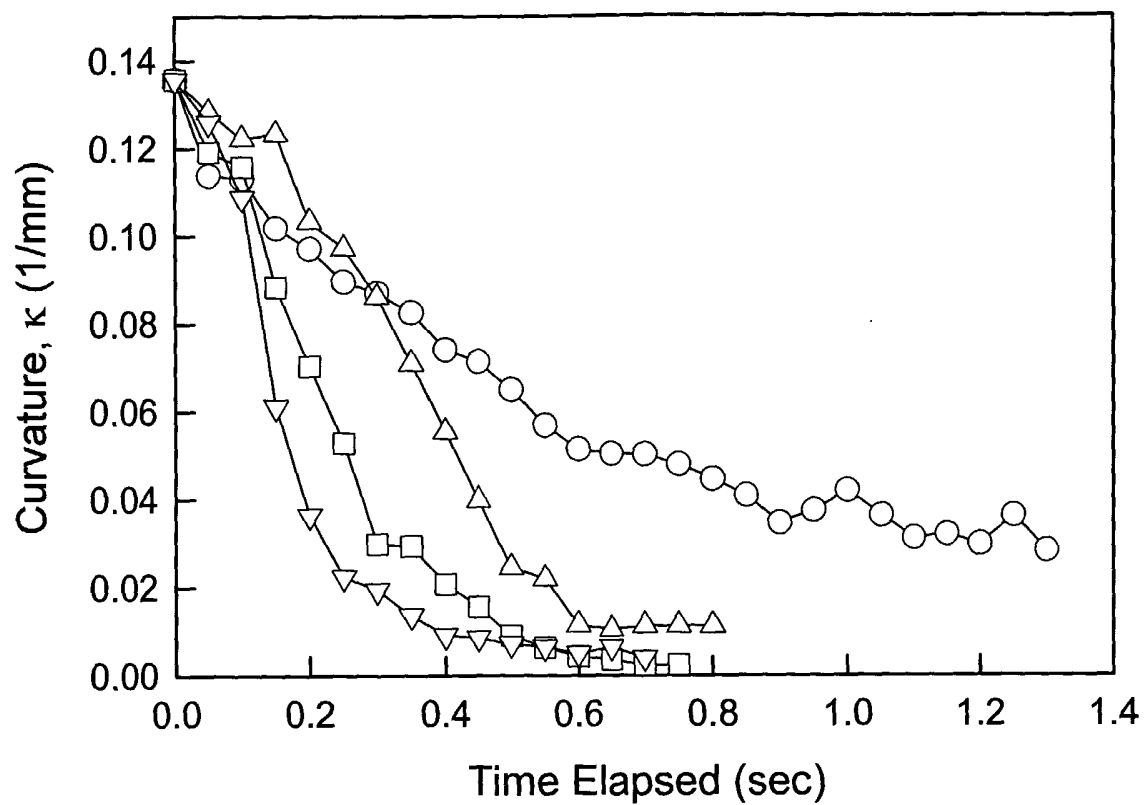


Figure 6. Tensile storage modulus (E') vs temperature for cured PCO:SBR blends in a linear stress oscillation mode using 1 Hz of frequency and 4 °C/min of ramping rate: (i) Solid line: SBR, (ii) Short dashes: PCO:SBR (40:60), (iii) Long dashes: PCO:SBR (60:40), (iv) Middle dashes: PCO:SBR (80:20). (All samples were melt mixed with 1% of DCP and crosslinked at 180 °C for 30 minutes)

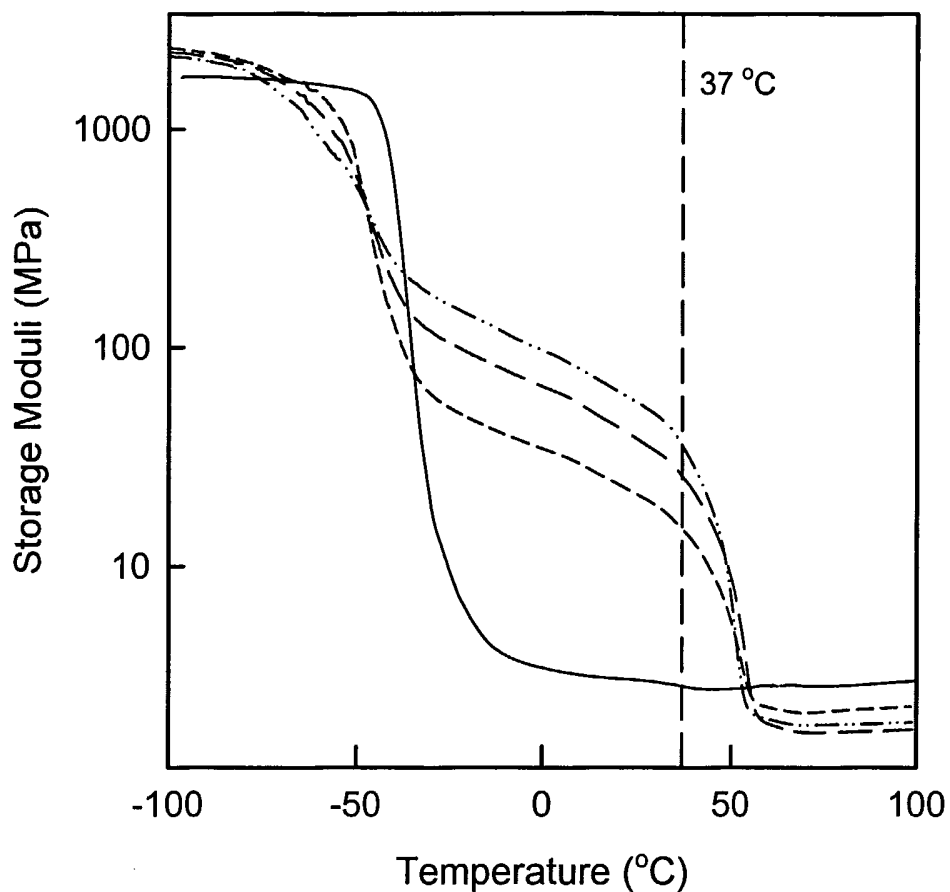


Figure 7. Dependence of tensile storage modulus on PCO wt-% in PCO:SBR blends prepared by melt blending and crosslinking with 1 wt-% PCO at $T = 180^\circ\text{C}$ for 30 min.

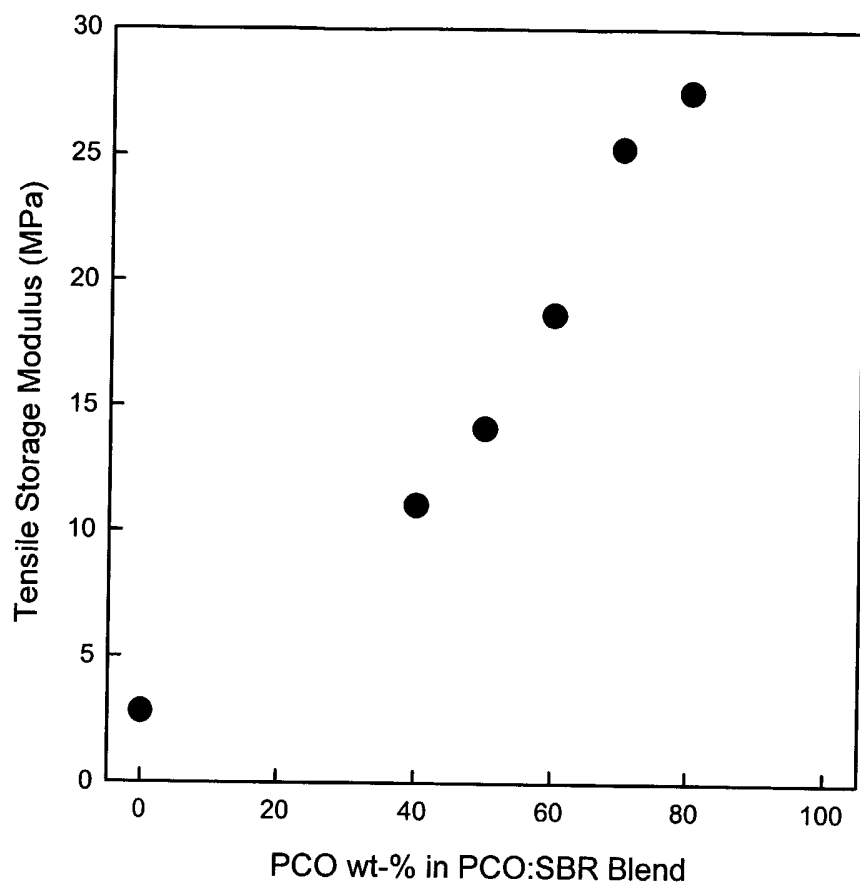


Figure 8. Tensile storage modulus (E') vs. temperature for cured PCO blends in a linear stress oscillation mode using 1 Hz of frequency and 4 °C/min of ramping rate: (i) Solid line: PCO-8012, (ii) Dashes with double dots: PCO-8012:SBR (75:25), (iii) Short Dashes: PCO-8012:EVA (60:40) (iv) Long Dashes: PCO-8012:PCO-6213 (50:50). (All samples were melt mixed with 1% of DCP and crosslinked at 180 °C for 30 minutes)

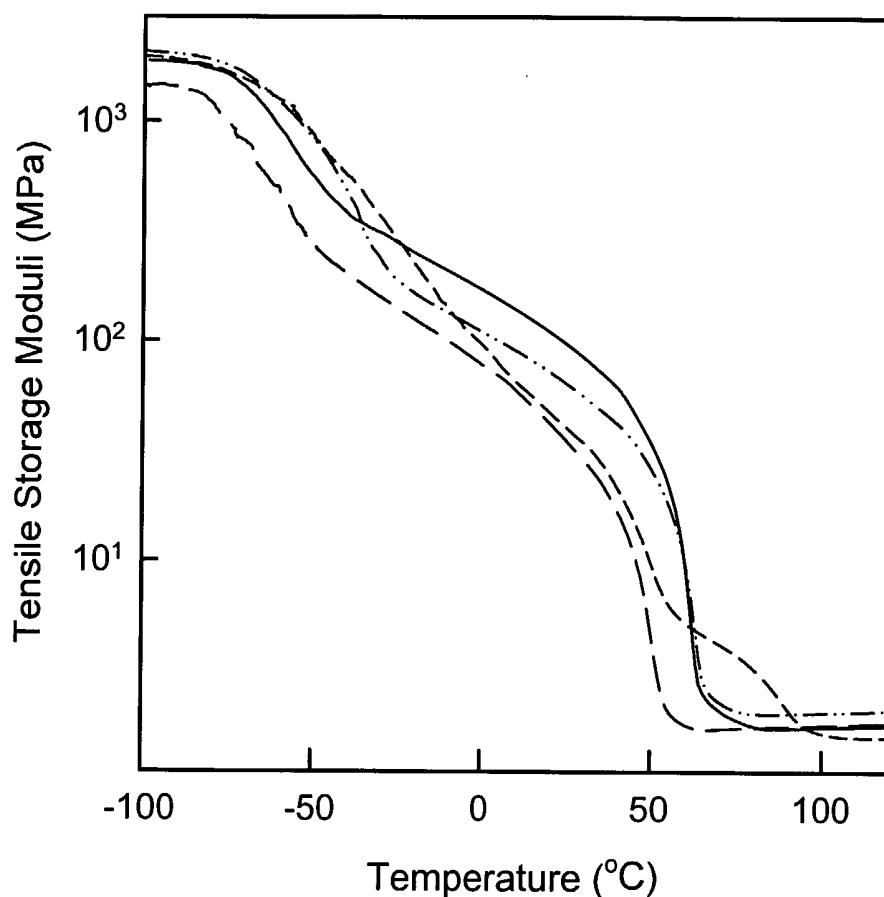
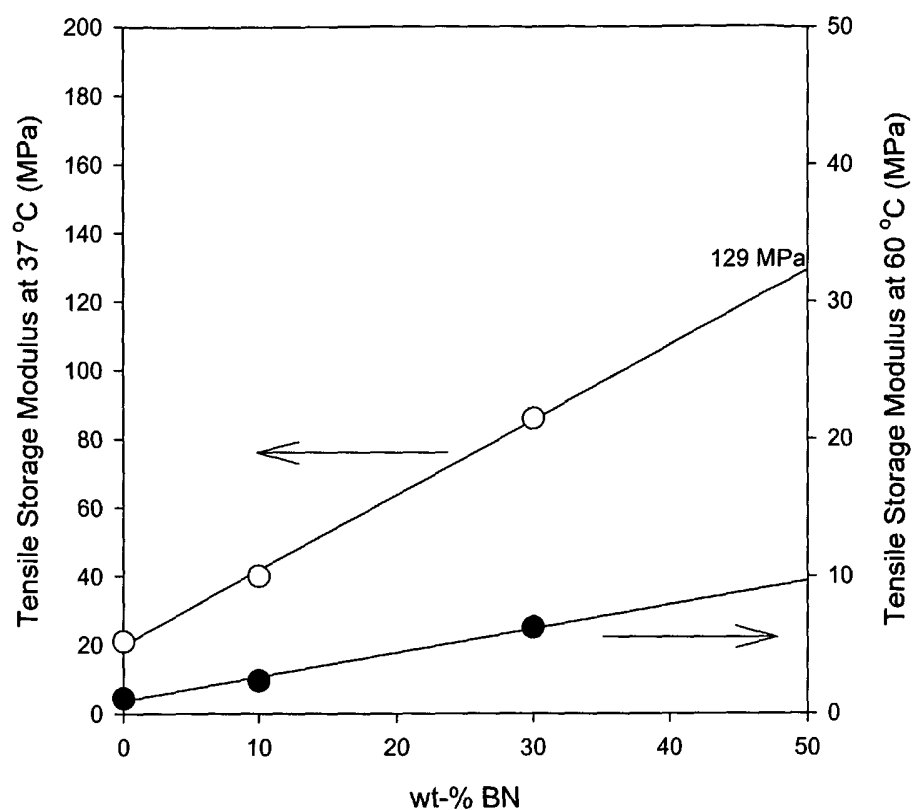


Figure 9. Augmentation of composite storage modulus at 37°C (open) and 60 °C (filled) with amount of filler added (an almost linear relationship was observed within the experimental range).



INTERNATIONAL SEARCH REPORT

PCT/US 03/32138

A. CLASSIFICATION OF SUBJECT MATTER

IPC 7 C08L65/00 C08G61/08

According to International Patent Classification (IPC) or to both national classification and IPC

B. FIELDS SEARCHED

Minimum documentation searched (classification system followed by classification symbols)

IPC 7 C08G C08L

Documentation searched other than minimum documentation to the extent that such documents are included in the fields searched

Electronic data base consulted during the international search (name of data base and, where practical, search terms used)

EPO-Internal, PAJ, WPI Data

C. DOCUMENTS CONSIDERED TO BE RELEVANT

Category °	Citation of document, with indication, where appropriate, of the relevant passages	Relevant to claim No.
P, X	CHANGDENG LIU, ET AL.: "Chemically Cross-Linked Polycyclooctene :Synthesis, Characterization and Shape Memory Behaviour" MACROMOLECULES, vol. 35, no. 27, 31 December 2002 (2002-12-31), XP002273474 the whole document	1-31
A	PATENT ABSTRACTS OF JAPAN vol. 0124, no. 05 (C-539), 26 October 1988 (1988-10-26) & JP 63 145325 A (DAISERU HIYURUSU KK), 17 June 1988 (1988-06-17) abstract ----- -/--	1

☒ Further documents are listed in the continuation of box C.☒ Patent family members are listed in annex.

° Special categories of cited documents:

- *A* document defining the general state of the art which is not considered to be of particular relevance
- *E* earlier document but published on or after the international filing date
- *L* document which may throw doubts on priority claim(s) or which is cited to establish the publication date of another citation or other special reason (as specified)
- *O* document referring to an oral disclosure, use, exhibition or other means
- *P* document published prior to the international filing date but later than the priority date claimed

- *T* later document published after the international filing date or priority date and not in conflict with the application but cited to understand the principle or theory underlying the invention
- *X* document of particular relevance; the claimed invention cannot be considered novel or cannot be considered to involve an inventive step when the document is taken alone
- *Y* document of particular relevance; the claimed invention cannot be considered to involve an inventive step when the document is combined with one or more other such documents, such combination being obvious to a person skilled in the art.
- * & * document member of the same patent family

Date of the actual completion of the international search

16 March 2004

Date of mailing of the international search report

31/03/2004

Name and mailing address of the ISA

European Patent Office, P.B. 5818 Patentlaan 2
NL - 2280 HV Rijswijk
Tel. (+31-70) 340-2040, Tx. 31 651 epo nl,
Fax: (+31-70) 340-3016

Authorized officer

Deraedt, G

INTERNATIONAL SEARCH REPORT

PCT/US 03/32138

C.(Continuation) DOCUMENTS CONSIDERED TO BE RELEVANT

Category *	Citation of document, with indication, where appropriate, of the relevant passages	Relevant to claim No.
A	PATENT ABSTRACTS OF JAPAN vol. 0150, no. 01 (C-0793), 7 January 1991 (1991-01-07) & JP 2 255830 A (TEIJIN LTD), 16 October 1990 (1990-10-16) abstract -----	1
A	DATABASE WPI Section Ch, Week 199051 Derwent Publications Ltd., London, GB; Class A12, AN 1990-379940 XP002273475 & JP 02 274526 A (NIPPON ZEON KK) 8 November 1990 (1990-11-08) abstract -----	1
A	EP 0 368 274 A (NIPPON ZEON CO) 16 May 1990 (1990-05-16) claims -----	1
A	WO 00/71554 A (GRUBBS ROBERT H ; SCHOLL MATTHIAS (US); CALIFORNIA INST OF TECHN (US)) 30 November 2000 (2000-11-30) claims -----	1,17-21
A	MAARTEN B. DINGER, ET AL.: "High Turnover Numbers with Ruthenium-Based Metathesis Catalysts" ADVANCED SYNTHESIS CATALYSIS, vol. 344, August 2002 (2002-08), pages 671-677, XP002273581 page 673, left-hand column; table 1 -----	1,17-21
A	US 3 459 725 A (ASTA GINO DALL ET AL) 5 August 1969 (1969-08-05) claims; examples 9-13 -----	1
A	US 2002/015519 A1 (TOKAS EDWARD F ET AL) 7 February 2002 (2002-02-07) claims -----	1,17-21
A	DATABASE CHEMABS CHEMICAL ABSTRACTS SERVICE, COLUMBUS, OHIO, US; 19 October 1985 (1985-10-19), OK, C. R. ET AL.: "Dynamic mechanical properties of carbon filled trans-polyactenamer vulcanizates" XP002273582 Retrieved from STN Database accession no 103,124773 abstract -----	1,17-21
A	& POLYMER, no. 9, 1985, pages 307-318, -----	1

INTERNATIONAL SEARCH REPORT

PCT/US 03/32138

Patent document cited in search report		Publication date	Patent family member(s)	Publication date
JP 63145325	A	17-06-1988	NONE	
JP 2255830	A	16-10-1990	JP 2114231 C JP 8032766 B KR 9307919 B1	06-12-1996 29-03-1996 21-08-1993
JP 2274526	A	08-11-1990	NONE	
EP 0368274	A	16-05-1990	CA 2002408 A1 EP 0368274 A2 JP 2225518 A JP 2959775 B2 JP 2223428 A JP 2223443 A JP 2837689 B2	11-05-1990 16-05-1990 07-09-1990 06-10-1999 05-09-1990 05-09-1990 16-12-1998
WO 0071554	A	30-11-2000	AT 248182 T AU 5280700 A BR 0010389 A CA 2372746 A1 CN 1373756 T DE 60004817 D1 EP 1180108 A2 JP 2003500412 T WO 0071554 A2	15-09-2003 12-12-2000 19-03-2002 30-11-2000 09-10-2002 02-10-2003 20-02-2002 07-01-2003 30-11-2000
US 3459725	A	05-08-1969	NL 6510331 A BE 667392 A DE 1570940 A1 DE 1620972 A1 DE 1795802 A1 FR 1425601 A GB 1035282 A	10-02-1967 16-11-1965 04-09-1969 05-11-1970 02-10-1975 24-01-1966 06-07-1966
US 2002015519	A1	07-02-2002	EP 1363967 A2 WO 02077078 A2 US 2002166629 A1	26-11-2003 03-10-2002 14-11-2002