

[54] EQUIPMENT CONSOLE

[75] Inventor: Fred Gore, Dallas, Tex.

[73] Assignee: Jatex, Inc., Dallas, Tex.

[**] Term: 14 Years

[21] Appl. No.: 73,363

[22] Filed: Sep. 7, 1979

[51] Int. Cl. D14-02

[52] U.S. Cl. D14/1; D18/7

[58] Field of Search D14/1, 40, 41; D10/46, D10/75; D13/12, 35, 40; D18/7, 11; 358/127; 360/14; 369/75

[56] References Cited

U.S. PATENT DOCUMENTS

- D. 212,917 12/1968 Dreyfuss D18/7
- D. 221,227 7/1971 Dietrich et al. D18/7
- D. 222,301 10/1971 Yamamoto D18/7
- D. 254,535 3/1980 McCrae D18/7

Primary Examiner—Peter M. Caun
Attorney, Agent, or Firm—Thomas L. Crisman; Stanley R. Moore

[57] CLAIM

The ornamental design for a equipment console, as shown and described.

DESCRIPTION

FIG. 1 is a perspective view of an equipment console showing my new design;

FIG. 2 is a top elevational view thereof;

FIG. 3 is a front elevational view thereof;

FIG. 4 is a left side elevational view thereof;


FIG. 5 is a rear elevational view thereof;

FIG. 6 is a right side elevational view thereof;

FIG. 7 is a bottom elevational view thereof;

FIG. 8 is a perspective view of a dual keyboard alternate embodiment of the equipment console of the invention.

The rear and bottom views of the alternate embodiment of FIG. 8 is the same as FIGS. 5 and 7, respectively.



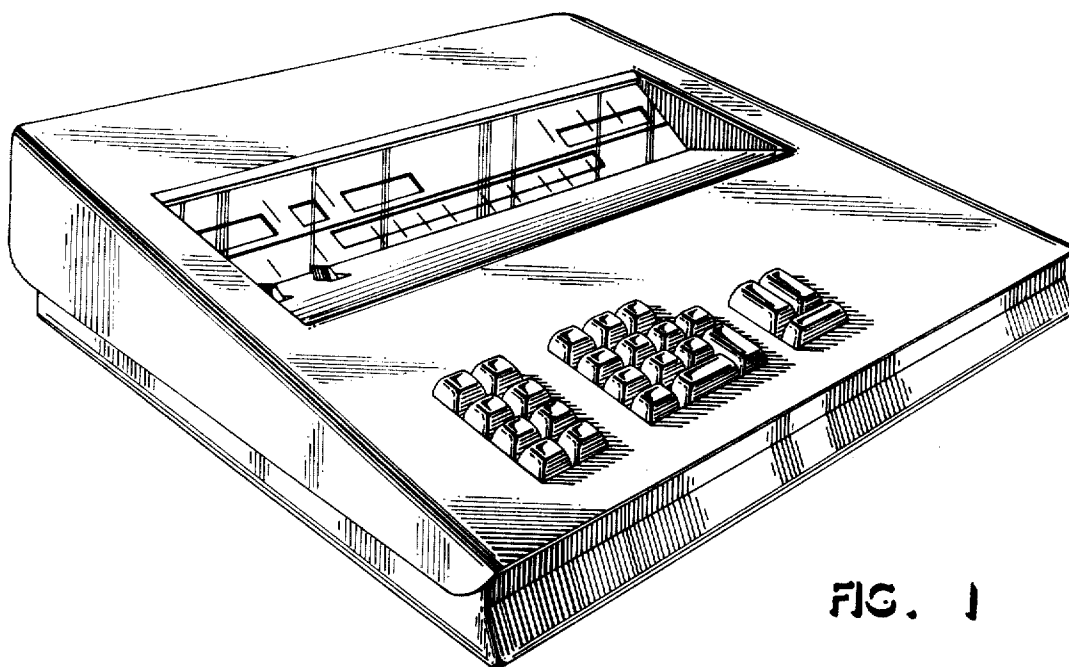


FIG. 1

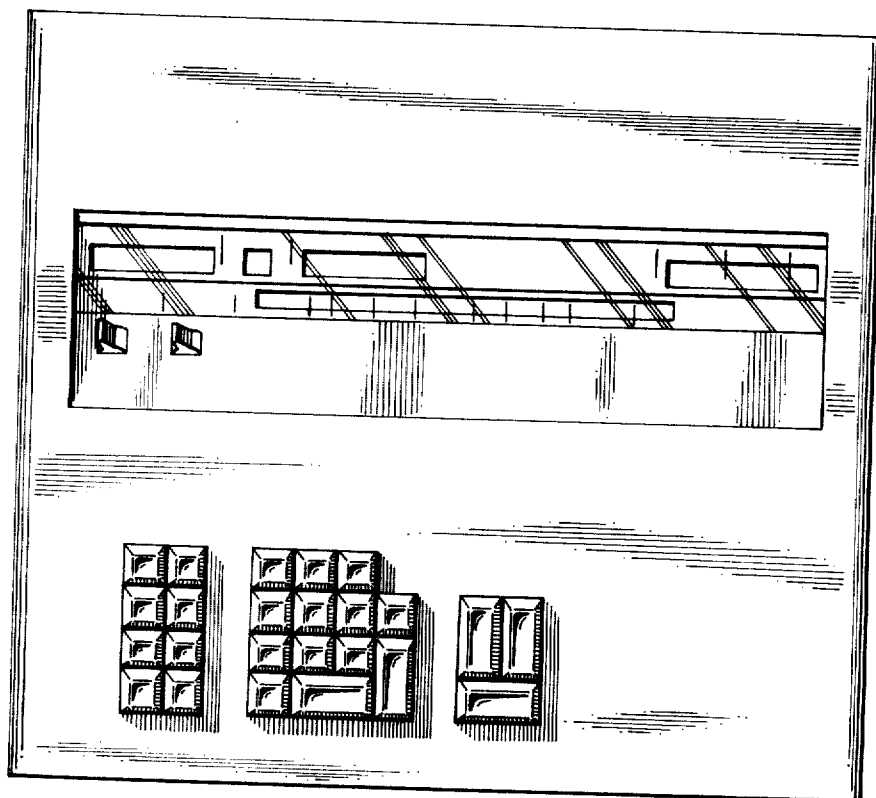


FIG. 2

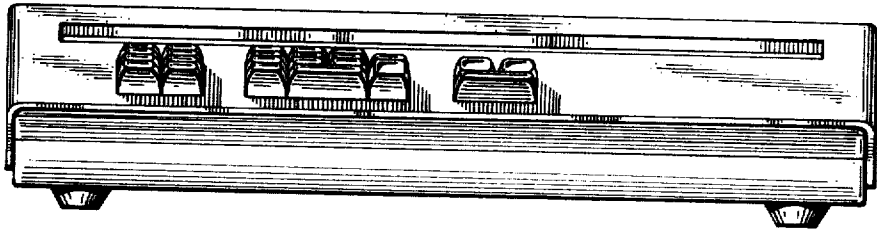


FIG. 3

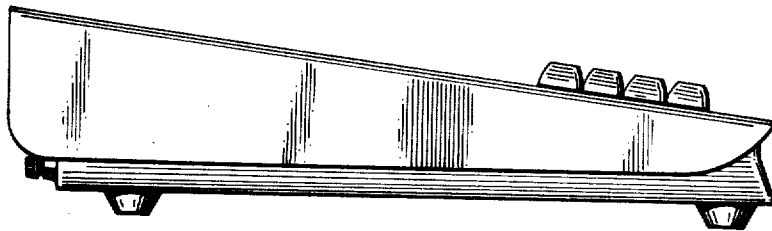


FIG. 4

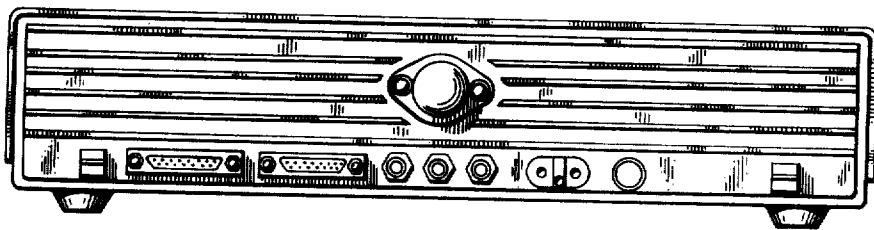


FIG. 5

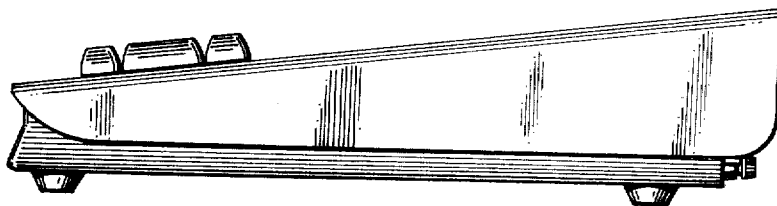


FIG. 6

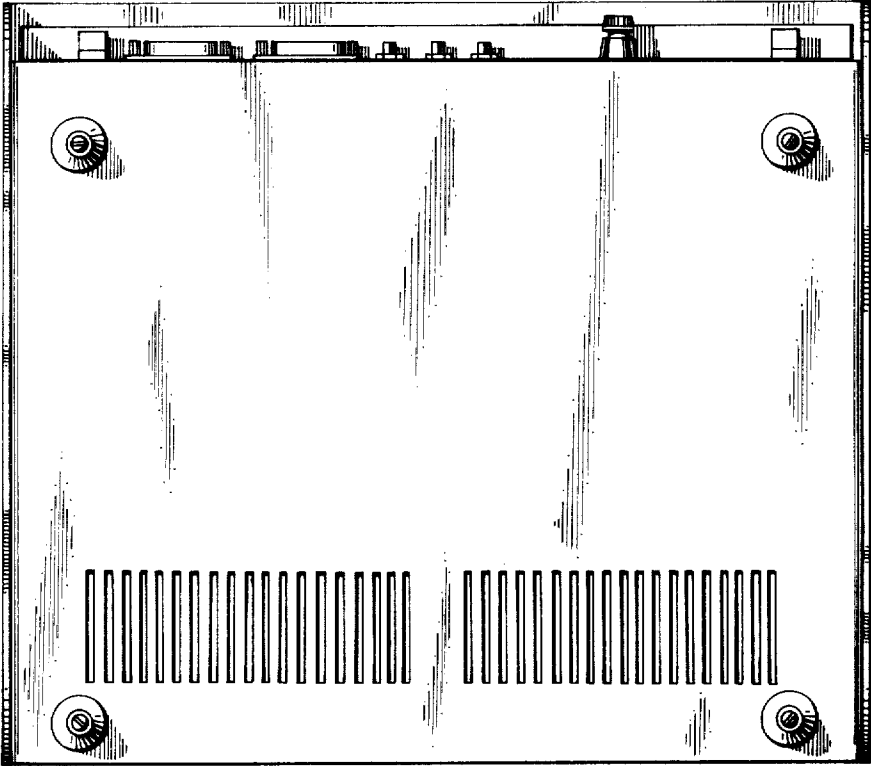


FIG. 7

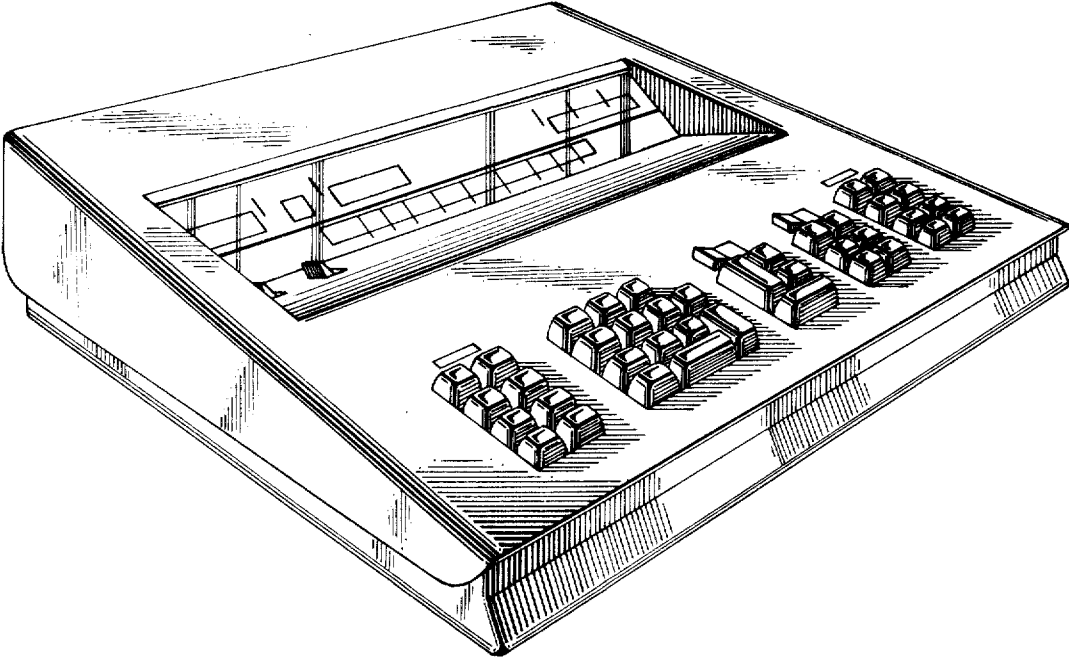


FIG. 8