



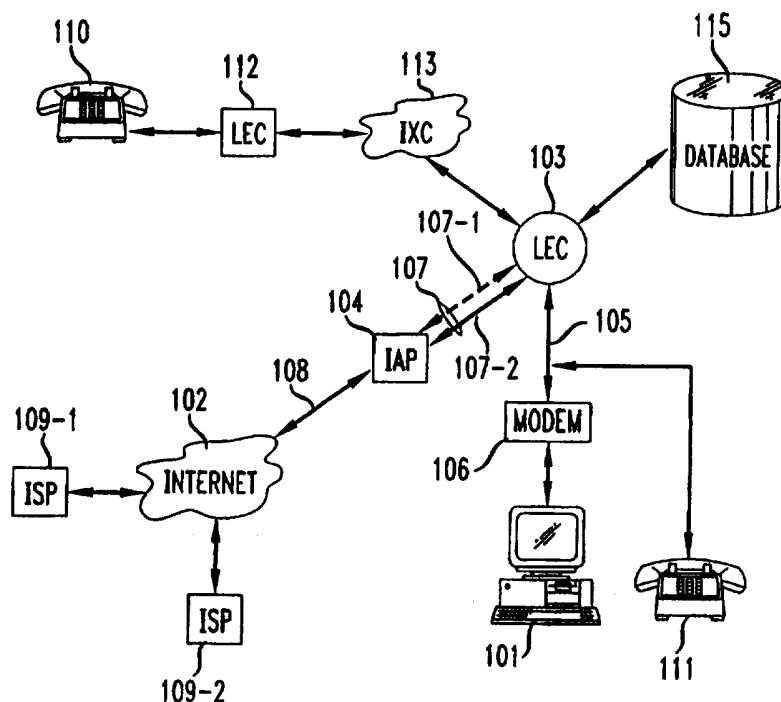
INTERNATIONAL APPLICATION PUBLISHED UNDER THE PATENT COOPERATION TREATY (PCT)

(51) International Patent Classification ⁶ : H04M 3/42		A1	(11) International Publication Number: WO 97/37483
			(43) International Publication Date: 9 October 1997 (09.10.97)
(21) International Application Number: PCT/US97/03396		(81) Designated States: CA, JP, European patent (AT, BE, CH, DE, DK, ES, FI, FR, GB, GR, IE, IT, LU, MC, NL, PT, SE).	
(22) International Filing Date: 3 March 1997 (03.03.97)		Published <i>With international search report.</i>	
(30) Priority Data: 08/625,963 1 April 1996 (01.04.96) US			
(71) Applicant: AT & T CORP. [US/US]; 32 Avenue of the Americas, New York, NY 10013-2412 (US).			
(72) Inventors: FOLADARE, Mark, Jeffrey; 8 Matthew Avenue, Kendall Park, NJ 08824 (US). GOLDMAN, Steven, Howard; 9 Surrey Lane, East Brunswick, NJ 08816 (US).			
(74) Agent: GUREY, S., M.; AT & T Corp., 200 Laurel Avenue, P.O. Box 4100, Middletown, NJ 07748 (US).			

(54) Title: INTERNET ON HOLD

(57) Abstract

A user connected to the Internet (102), over his or her telephone line (105), through an Internet Access Provider (IAP) (104) can place the Internet connection on hold to take an incoming telephone call from a calling party at a telephone set (110). The user is informed of the waiting call by means of a signal send by the Local Exchange Carrier (LEC) (103) to the IAP that indicates the presence of the waiting call and the identify of the calling party. This information is then transmitted by the IAP to the user's terminal (101). Upon an affirmative decision to take the call, indicated to the IAP by means of a "click" on the screen of the user's terminal, the call to the IAP is placed on hold and the incoming call is connected to the user's telephone set (111).



FOR THE PURPOSES OF INFORMATION ONLY

Codes used to identify States party to the PCT on the front pages of pamphlets publishing international applications under the PCT.

AL	Albania	ES	Spain	LS	Lesotho	SI	Slovenia
AM	Armenia	FI	Finland	LT	Lithuania	SK	Slovakia
AT	Austria	FR	France	LU	Luxembourg	SN	Senegal
AU	Australia	GA	Gabon	LV	Latvia	SZ	Swaziland
AZ	Azerbaijan	GB	United Kingdom	MC	Monaco	TD	Chad
BA	Bosnia and Herzegovina	GE	Georgia	MD	Republic of Moldova	TG	Togo
BB	Barbados	GH	Ghana	MG	Madagascar	TJ	Tajikistan
BE	Belgium	GN	Guinea	MK	The former Yugoslav Republic of Macedonia	TM	Turkmenistan
BF	Burkina Faso	GR	Greece			TR	Turkey
BG	Bulgaria	HU	Hungary	ML	Mali	TT	Trinidad and Tobago
BJ	Benin	IE	Ireland	MN	Mongolia	UA	Ukraine
BR	Brazil	IL	Israel	MR	Mauritania	UG	Uganda
BY	Belarus	IS	Iceland	MW	Malawi	US	United States of America
CA	Canada	IT	Italy	MX	Mexico	UZ	Uzbekistan
CF	Central African Republic	JP	Japan	NE	Niger	VN	Viet Nam
CG	Congo	KE	Kenya	NL	Netherlands	YU	Yugoslavia
CH	Switzerland	KG	Kyrgyzstan	NO	Norway	ZW	Zimbabwe
CI	Côte d'Ivoire	KP	Democratic People's Republic of Korea	NZ	New Zealand		
CM	Cameroon			PL	Poland		
CN	China	KR	Republic of Korea	PT	Portugal		
CU	Cuba	KZ	Kazakhstan	RO	Romania		
CZ	Czech Republic	LC	Saint Lucia	RU	Russian Federation		
DE	Germany	LI	Liechtenstein	SD	Sudan		
DK	Denmark	LK	Sri Lanka	SE	Sweden		
EE	Estonia	LR	Liberia	SG	Singapore		

INTERNET ON HOLD

Technical Field

This invention relates to providing a user with the capability of placing an
5 existing Internet connection on hold to take an incoming telephone call on the
same telecommunications facilities over which the Internet connection is made.

Background of the Invention

Most users today connect their computer terminals to the Internet over a
10 telephone line through their Local Exchange Carrier (LEC) to an Internet Access
Provider (IAP), which provides access to the Internet and connection to a
plethora of various Internet Service Providers (ISPs) that offer information and
interactive services. Modems operating at rates such as 14.4 kbps or 28.8 kbps
are available to connect a user's terminal to the telephone line for transport of
15 data to and from the IAP, and thus the Internet and the ISPs.

As more and more information and services have been made available
over the World Wide Web, people are spending more and more time "surfing the
Net", and thus tying up their telephone line. If an Internet user has only a single
telephone line, callers trying to reach such a user may not find it uncommon to
20 get a busy signal for hours on end. Call Waiting services available from local
telephone companies, which allow a subscriber to answer an incoming call from
a second party while conversing with a first party cannot be used while a user is
engaged in an Internet call since the user is not made aware of the incoming call
and has no ability to switch his or her connection to the Internet to take the
25 telephone call. In fact, a service such as Call Waiting must be disabled by the
user prior to placing an Internet call to prevent a Call Waiting alerting tone from
causing the user's modem to drop the telephone connection to the IAP.

Summary of the Invention

In accordance with the present invention, a user connected to the Internet through an Internet Access Provider can place the Internet connection on hold in order to take an incoming telephone call. The IAP is informed of the waiting call
5 for the user by means of a signal sent by the LEC to the IAP on a signaling channel that indicates the presence of the waiting call for a user, and which may also indicate caller identification information including the calling party's telephone number and/or a name associated with that calling number. This information is then transmitted back to the user's terminal on the LEC-IAP
10 Internet phone connection by the IAP for display on the user's terminal and action by the user. Upon the user's decision to take the incoming call, signaled to the IAP, for example, by the user by clicking on an "accept" icon, the Internet phone connection is placed on hold and the incoming call is forwarded to the user. Upon completion of the telephone conversation, the user may hang up the
15 telephone and reestablish the Internet telephone connection at the same place/URL address at which he or she was at the time the Internet connection was placed on hold.

Brief Description of the Drawings

20 FIG. 1 is a block diagram showing a system that incorporates the present invention; and

FIGS. 2 and 3, when placed together as shown in FIG. 4, show a call flowchart that details the steps that enable a user's Internet call to be placed on hold in order to take an incoming telephone call, in accordance with the present
25 invention.

Detailed Description

With reference to FIG. 1, a user at terminal 101 is connected through his or her Local Exchange Carrier (LEC) 103 to Internet Access Provider (IAP) 104 and from there to the Internet 102. IAP 104 may be a large, nationally known, provider, such as America Online, or a smaller more local IAP. The telephone connection 105 between terminal 101 and LEC 103 is typically a POTS telephone line. A modem 106, which may be built into the terminal 101, is required for transmitting and receiving digital data over an ordinary POTS telephone line 105. The LEC is connected to IAP 104 over telephone facilities 107, which generally are a high capacity telephone line, such as a T1 line, with a Primary Rate Interface (PRI), capable of handling multiple mutual customers of the LEC and the IAP. With respect to the latter, the connection 107 may consist of 47 64 kbps B-channels and a single 64 kbps D-signaling channel. The signaling channel is represented by the dotted line 107-1 and the multiple data channels are represented by the single solid line 107-2. Although the user's terminal 101 and IAP 104 are shown associated with the same LEC 103, if terminal 101 and IAP 104 are not both associated with the a common LEC, then the data call will transit an Interexchange Carrier (IXC) network to the LEC associated with the IAP, and from there to the IAP.

IAP 104 connects to the Internet 102 over a high capacity digital line 108, such as a T1 line with Frame Relay or ATM switching. As determined by the URL address requested by the user on his or her terminal, the user may access ISPs such as 109-1 and 109-2 connected, for example, on the World Wide Web (WWW). During a session, a user likely will "surf the Net" accessing those ISPs that provide information and/or services that he or she finds of interest. As is well known in the art, each screen of information provided to the user frequently includes pointers to other URL addresses that might be related to the screen

currently being perused. With so many links available to the user, the user may easily surf the Net for many hours during one Internet session in order to satisfy his or her curiosity. During such time, a user is unavailable to take incoming phone calls if he or she has only a single telephone line, even if he or she
5 subscribes to the service commonly known as Call Waiting. In fact, in order to ensure that an alerting tone of an incoming call does not cause the modem to disconnect the ongoing Internet call, the Call Waiting feature must be blocked. A calling party, without benefit of the present invention, may thus hear a busy signal for hours on end while the user surfs the Net.

10 In accordance with the present invention, a caller from telephone set 110, upon dialing the telephone number associated with the user at terminal 101/telephone set 111, may be connected to the user's telephone set if such user subscribes to an expanded Internet On Hold Call Waiting service, and the user elects to place the Internet call on hold to answer the incoming call. The
15 call from telephone set 110 is transmitted through the caller's LEC 112 and over an IXC network 113, if the caller at telephone set 110 and the user at terminal 101 are associated with different LECs. The call is then transmitted from IXC 113 to the user's LEC 103. A database 115 associated with LEC 103, maintains a record for each of its associated telephone numbers, which contains
20 information indicating whether that number is subscribed to an Internet On Hold Call Waiting service, a normal Call Waiting service, or is not subscribed to any Call Waiting service. The record furthermore includes the current status of the telephone line. Thus, when the subscriber to an Internet On Hold Call Waiting service at terminal 101 launches an Internet call through LEC 103 to IAP 104, a
25 "smart" LEC can determine from the number dialed that the user has placed a call to an IAP. The LEC can thus update the user's the data record in database 115 to indicate the status of the telephone line as being on an Internet call. If

LEC 103 is not a "smart" LEC, but a "dumb" LEC, and thus not capable of determining from the number dialed that a call has been launched to an IAP, IAP 104 upon receipt of the call sends a message over the signaling channel 107-1 to LEC 103 indicating the telephone number of the user and the status of that
5 number, from which that number's record in database 115 is updated.

Upon receipt of a telephone call from station set 110 to the telephone number associated with the user at terminal 101/station set 111, LEC 103 determines whether the telephone line 105 is off-hook, and if so accesses database 115 to determine the type of call the user is on. If the user is not a
10 subscriber to any type of Call Waiting service and is off-hook, the calling party receives a normal busy signal. If the user subscribes to a normal Call Waiting service, a normal Call waiting beep is transmitted to the user if the user is off-hook, unless the user has blocked Call Waiting. If the user is a subscriber to an Internet On Hold Call Waiting service, and telephone line 105 is busy and
15 database 115 indicates that the user is on an Internet call, then a signal is sent by LEC 103 over signaling channel 107-1 to IAP 104 that identifies the called party and the calling party at station set 110 by either his or her Automatic Number Identification (ANI) or Caller ID, and optionally provides the name of the caller as determined by ANI or Caller ID. Upon receipt of such a message, IAP
20 104 sends a message to the user's terminal 101 on, for example, a new page, a new window within a current page, or an over-write within the current page, that indicates the presence of a waiting call and the identity of the caller.

The user at terminal 101, upon receipt of the call waiting message has the option of ignoring the call, rejecting the call, or placing the Internet call on hold
25 and taking the incoming call. If the user takes the call by "clicking", for example, on an "accept" icon, such acceptance is received by IAP 104 and transmitted back over signaling channel 107-1 to LEC 103. LEC 103, upon being signaled

by IAP 104 that the user wants to accept the incoming call, disconnects the current data call between LEC 103 and modem 106 and places line 105 on-hook and rings station set 111. After receiving a ringing signal, user picks up station set 111 to commence the conversation with the caller, while maintaining the Internet connection on hold. If modem 106 has voice capabilities and terminal 101 has both a microphone and speaker (not shown), then the computer terminal itself may act as the telephone station set.

Once the user at terminal 101/station set 111 indicates that he or she will take the call from station set 110, the return ringing signal at station set 110 can continue until the user goes off-hook at station 111. Alternatively, the LEC 103 will provide an audio message informing the calling party that the called party is going to accept the call shortly, and requesting the calling party to await connection. During this interval ringing may either continue or be discontinued. The user at terminal 111, upon going off hook can be immediately connected to the calling party. Alternatively, the user at station set 111 may be required to push a touch-tone button to indicate to LEC 103 that he or she is ready to be connected to the call. Until receipt by the LEC of a such touch-tone signal, the calling party may continue to hear ringing. Upon receiving the touch-tone signal, LEC 103 connects the calling party to the user.

At the conclusion of the conversation, the user hangs up station set 111, returning line 105 to an on-hook state. LEC 103 thereupon detects the on-hook state of line 105 and sends a signal to IAP 104 to prepare IAP to return the Internet connection to the URL address to which it was connected at the time the user accepted the incoming telephone call. Alternatively, the user may dial into the provider, which will bring him or her to the last dialed place. LEC 103 also sends a signal over line 105 for detection and subsequent reconnection of modem 106. Depending on the type of modem, upon concluding the voice call,

the user may need to manually reset modem 106 to answer the next call. Upon reconnection to the Internet call, the Internet session continues. At the conclusion of the session, LEC 103 changes the state of line 105 in database 115 to on-hook.

- 5 With reference to FIGS. 2 and 3, a chart of a call flow that incorporates the method of the present invention begins at step 201 when the subscriber/user dials a local telephone number to reach an Internet Access Provider. A connection is established with the IAP and a signaling link is established between the LEC and IAP at step 202. The call flow remains at decision branch
- 10 203 until the Internet call with the IAP ends, whereupon the call flow ends at step 204. The call flow passes to step 205, however, upon an earlier call to the user/subscriber from a calling party. At step 206 the subscriber's LEC determines that the subscriber is busy with an Internet call to the IAP and keeps the caller on hold while playing ringing and sending a call waiting message to the
- 15 IAP. At step 207, the IAP sends a message alerting the subscriber of the waiting call together with the caller's ANI. The IAP awaits the response from the subscriber at step 208. At decision step 209, the subscriber either accepts or rejects the call. If the subscriber rejects the call, at step 210 either a busy signal is played to the caller or the call is sent for an alternate treatment, such as to a
- 20 messaging service. Call flow then returns to decision branch 203 to await the conclusion of the Internet call to the IAP or a next incoming call. If, at decision branch 209, the subscriber accepts the call, at step 211 the IAP puts a hold/bookmark on the Internet connection and sends a signal to the LEC to put the call segment between the LEC and the IAP on hold and to forward the new
- 25 call to the subscriber over the phone line. At step 212 the LEC places the telephone line to the subscriber on-hook and awaits a fresh off-hook signal. At step 213, the subscriber picks up the telephone, establishing a fresh off-hook

signal. The caller is then connected to the subscriber at step 214. Upon the conclusion of the conversation, at step 215, the subscriber hangs up the telephone and the LEC signals the IAP that the conversation has ended. The LEC thereupon connects to the modem and reestablishes the modem
5 connection. At step 216, the LEC signals the IAP to reconnect the subscriber at the place/URL address at which he or she was connected at the time of the caller's call. The call flow then returns to decision step 203 awaiting the end of the Internet call through the IAP or another call from a caller to the subscriber.

Although described hereinabove in connection with a call from a
10 user/subscriber to an Internet Access Provider, the present invention could be applied in conjunction with any type of data connection in which the data provider and the LEC cooperate with each other in the way described above. Furthermore, although described as placing a call on the Internet on hold to take an incoming voice call, the present invention could be applied to placing on hold
15 a call over any Internet-like packetized switched data network to which a user is connected through an access provider. Furthermore, the call over the Internet or Internet-like packetized switched data network can be a data call, a voice call using software currently available for making voice calls over the Internet, or a multimedia call. In addition, the incoming call may not necessarily be a voice
20 call, but could be any type of call, data or otherwise, such as a FAX message, directed over the public switched-telephone network to the user while the user is connected to the Internet or Internet-like network. Thus term "calling party" as used herein is intended to mean the originator of the call, be it man, woman, or machine.

25 The above-described embodiment is illustrative of the principles of the present invention. Other embodiments could be devised by those skilled in the art without departing from the spirit and scope of the present invention.

The invention claimed is:

1. A method of connecting an incoming call over a public-switched telephone network from a calling party to a telephone line of a called party while a call is ongoing between a terminal of the called party on the telephone line and
5 an access provider to a digital packetized switched network, the method comprising the steps of:

receiving the incoming call from the calling party in the telephone network;
signaling the access provider that the called party has an incoming call;
signaling the terminal on the call between the terminal and the access
10 provider that the incoming call for the called party is present on the telephone network;
receiving a signal from the terminal to accept the incoming telephone call;
placing the call between the terminal and the access provider on hold; and
connecting the incoming call over the telephone line.

- 15 2. The method of claim 1 further comprising the step of connecting the terminal of the called party back to the back to the access provider when the incoming call is concluded.

3. The method of claim 2 wherein the step of placing the call between the terminal and the access provider on hold comprises the step of retaining a place
20 to which the called party is connected when the call is placed on hold.

4. The method of claim 3 wherein the call between the terminal and the access provider resumes at the retained place when the terminal of the called party is connected back to access provider.

5. The method of claim 1 wherein the step of signaling the terminal that
25 the incoming call is present includes the step of providing the identity of the calling party.

6. The method of claim 5 wherein the identity of the calling party includes the automatic number identification of the calling party.

7. The method of claim 5 wherein the identify of the calling party includes the name of the calling party.

5 8. A method of establishing a connection between a calling party and a called party over a public switched-telephone network while the called party is connected on a terminal over a telephone line on a call over the public switched-telephone network to an Internet Access Provider (IAP) that is connected to Internet, the method comprising the steps of:

10 receiving an incoming call for the called party from the calling party in the telephone network;

 signaling the IAP that the called party has an incoming call;

 signaling the terminal on the call between the IAP and the terminal that the incoming call for the called party is present in the telephone network;

15 receiving a signal from the terminal to accept the incoming call;

 placing the call to the IAP on hold; and

 connecting the incoming call for the called party over the telephone line.

9. The method of claim 8 further comprising the step of connecting the terminal back to the IAP when the incoming call is concluded.

20 10. The method of claim 9 wherein the step of placing the call on the telephone line to the IAP on hold comprises the step of retaining a place/URL address to which the called party is connected when the call to the IAP is placed on hold.

25 11. The method of claim 10 wherein upon connecting the terminal back to the IAP, the call resumes at the retained place/URL address.

12. The method of claim 8 wherein the step of signaling the terminal that the incoming call is present includes the step of providing the identity of the calling party.

13. The method of claim 12 wherein the identity of the calling party
5 includes the automatic number identification of the calling party.

14. The method of claim 12 wherein the identity of the calling party includes the name of the calling party.

15. A method of connecting an incoming telephone call from a calling party to a called party over a public switched-telephone network comprising the
10 steps of:

receiving the incoming telephone call in the public switched-telephone network;

determining when the incoming telephone call is received if the called party is on a telephone call with a service provider which is connected to a digital
15 packetized switched network;

signaling the service provider that the called party has a telephone call if the called party is on a telephone call with the service provider;

signaling the called party on the call with the service provider that an incoming call is present in the public switched-telephone network;

20 receiving a signal to accept the incoming call;

placing the call with the service provider on hold; and

connecting the incoming call to the called party.

16. The method of claim 15 further comprising the step of connecting the called party back to the access provider when the incoming call is concluded.

25 17. The method of claim 16 wherein the step of placing the call with the service provider on hold comprises the step of retaining a place to which the

called party is connected when the call with the service provider is placed on hold.

18. The method of claim 17 wherein the call to the access provider resumes at the retained place.

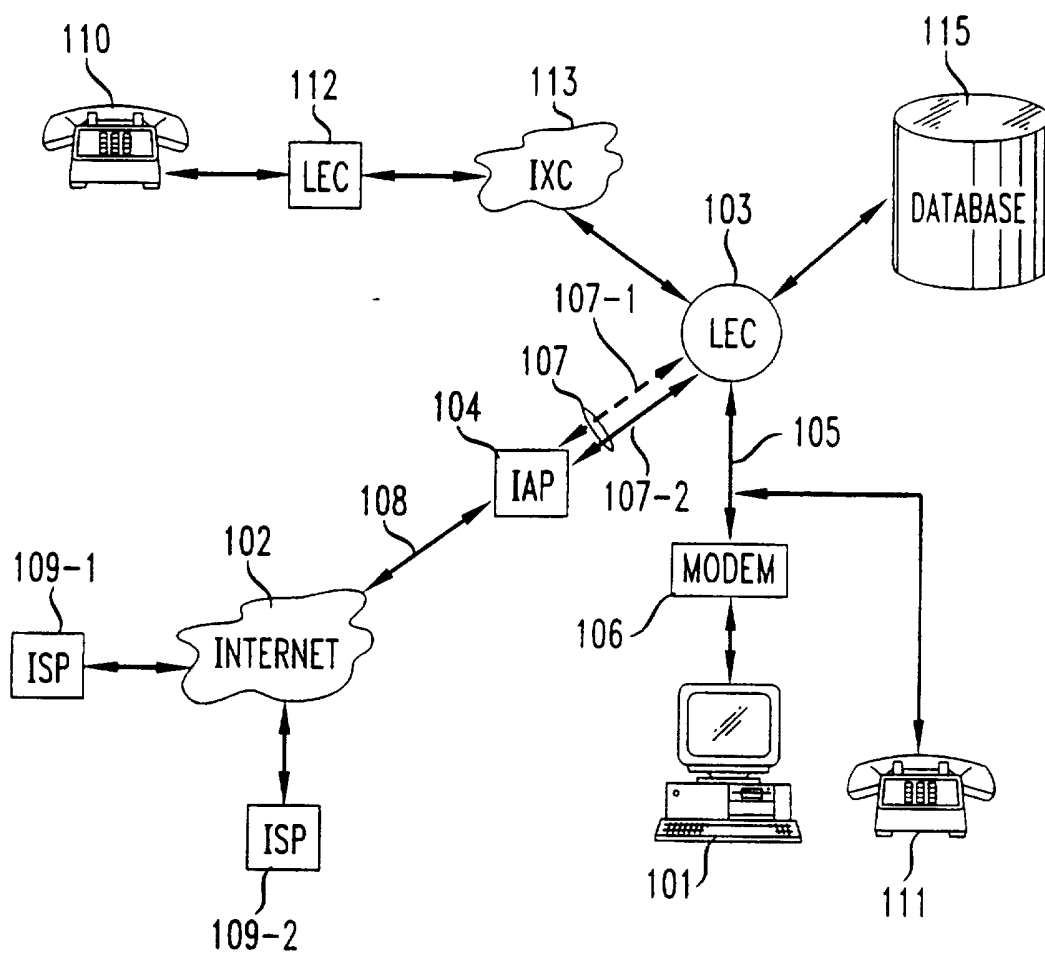
5 19. The method of claim 15 wherein the step of signaling the called party that the incoming call is present includes the step of providing the identity of the calling party.

20. The method of claim 19 wherein the identity of the calling party includes the automatic number identification of the calling party.

10 21. The method of claim 19 wherein the identity of the calling party includes the name of the calling party.

1/3

FIG. 1



2/3

FIG. 2

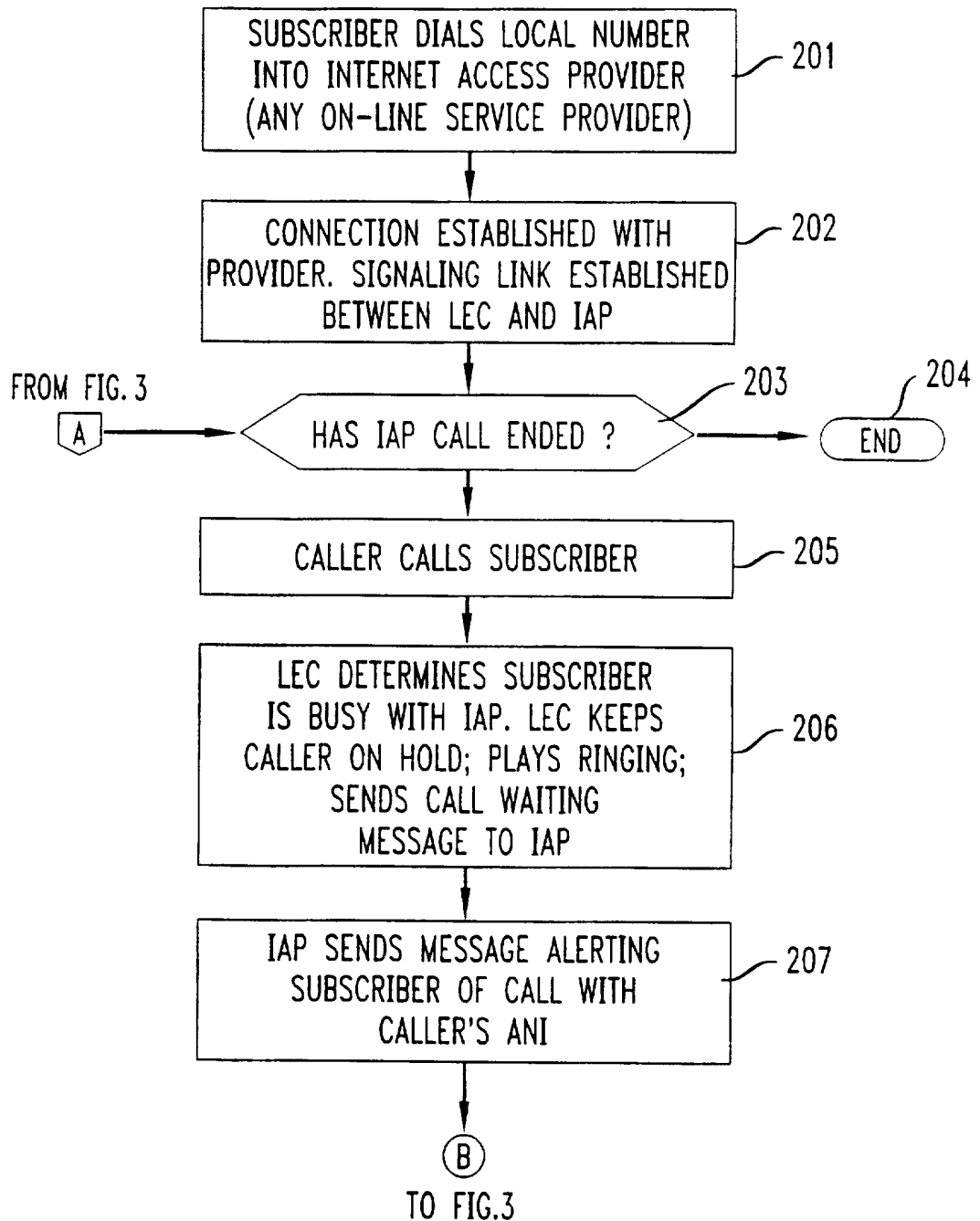


FIG. 4

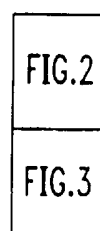
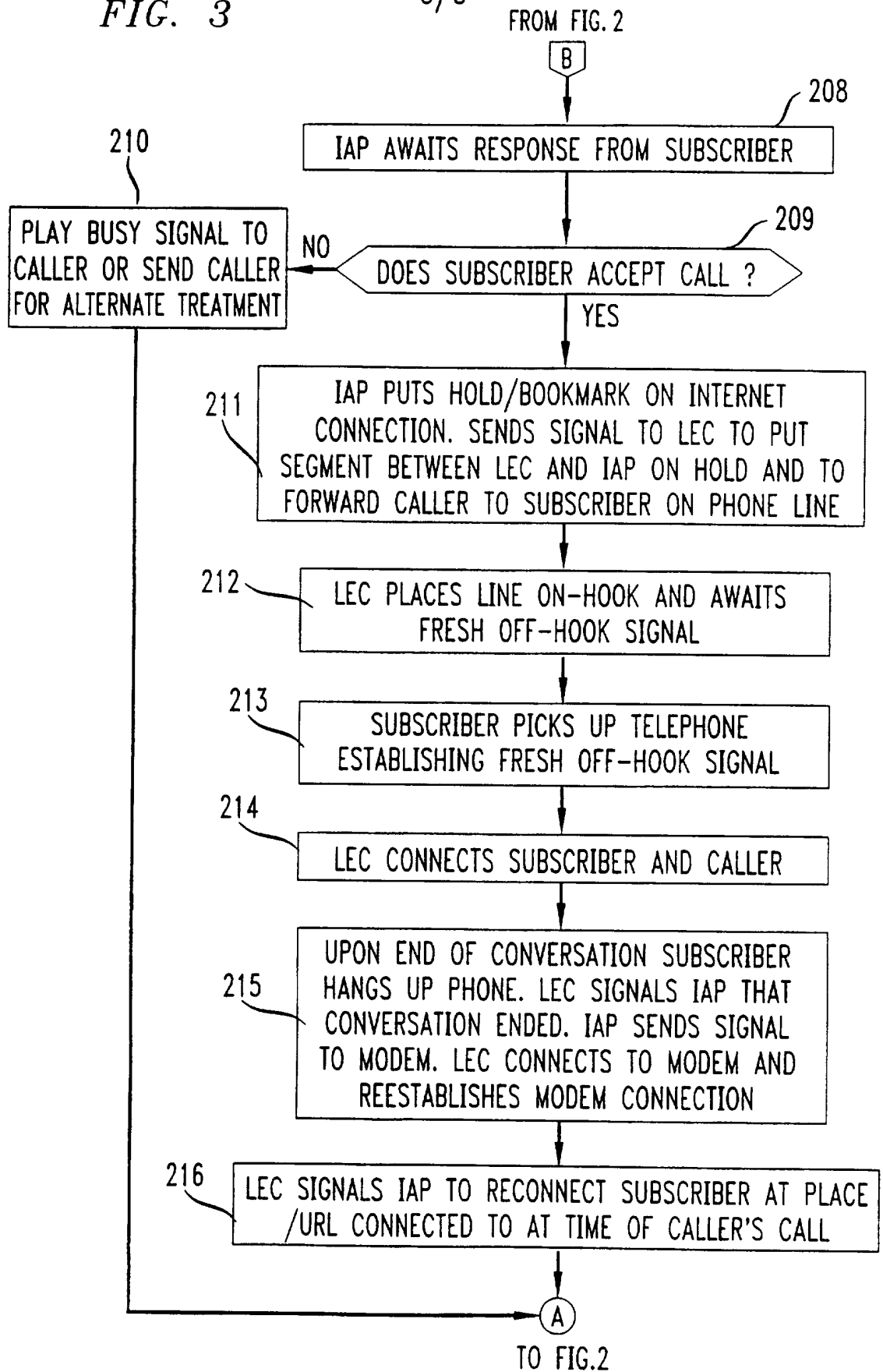


FIG. 3

3/3



INTERNATIONAL SEARCH REPORT

International Application No
PCT/US 97/03396

A. CLASSIFICATION OF SUBJECT MATTER IPC 6 H04M3/42		
According to International Patent Classification (IPC) or to both national classification and IPC		
B. FIELDS SEARCHED		
Minimum documentation searched (classification system followed by classification symbols) IPC 6 H04M		
Documentation searched other than minimum documentation to the extent that such documents are included in the fields searched		
Electronic data base consulted during the international search (name of data base and, where practical, search terms used)		
C. DOCUMENTS CONSIDERED TO BE RELEVANT		
Category *	Citation of document, with indication, where appropriate, of the relevant passages	Relevant to claim No.
X	WO 96 05684 A (QUANTUM SYSTEMS INC) 22 February 1996 see page 5, line 20 - line 24 see page 7, line 35 - page 8, line 27 see page 10, line 15 - page 12, line 31 see page 25, line 21 - line 29 see page 27, line 4 - line 34 see page 30, line 30 - page 32, line 12 ---	1-21
A	WO 95 34153 A (HUGHES AIRCRAFT CO) 14 December 1995 see abstract; figure 1 see page 5, line 19 - line 34 see page 15, line 4 - line 19 ---	8-14
A	US 5 418 846 A (YUASA YUUCHI) 23 May 1995 see figure 2 ---	1,8,15
-/--		
<div style="display: flex; justify-content: space-between;"> <input checked="" type="checkbox"/> Further documents are listed in the continuation of box C. <input checked="" type="checkbox"/> Patent family members are listed in annex. </div>		
<div style="display: flex;"> <div style="flex: 1;"> <p>* Special categories of cited documents :</p> <p>*A* document defining the general state of the art which is not considered to be of particular relevance</p> <p>*E* earlier document but published on or after the international filing date</p> <p>*L* document which may throw doubts on priority claim(s) or which is cited to establish the publication date of another citation or other special reason (as specified)</p> <p>*O* document referring to an oral disclosure, use, exhibition or other means</p> <p>*P* document published prior to the international filing date but later than the priority date claimed</p> </div> <div style="flex: 1;"> <p>*T* later document published after the international filing date or priority date and not in conflict with the application but cited to understand the principle or theory underlying the invention</p> <p>*X* document of particular relevance; the claimed invention cannot be considered novel or cannot be considered to involve an inventive step when the document is taken alone</p> <p>*Y* document of particular relevance; the claimed invention cannot be considered to involve an inventive step when the document is combined with one or more other such documents, such combination being obvious to a person skilled in the art.</p> <p>* & * document member of the same patent family</p> </div> </div>		
Date of the actual completion of the international search <div style="text-align: center; font-weight: bold;">20 June 1997</div>		Date of mailing of the international search report <div style="text-align: center; font-weight: bold;">30.06.97</div>
Name and mailing address of the ISA European Patent Office, P.B. 5818 Patentlaan 2 NL - 2280 HV Rijswijk Tel. (+ 31-70) 340-2040, Tx. 31 651 epo nl, Fax (+ 31-70) 340-3016		Authorized officer <div style="text-align: center; font-weight: bold;">Megalou, M</div>

INTERNATIONAL SEARCH REPORT

International Application No.

PCT/US 97/03396

C.(Continuation) DOCUMENTS CONSIDERED TO BE RELEVANT

Category	Citation of document, with indication, where appropriate, of the relevant passages	Relevant to claim No.
A	US 5 263 084 A (CHAPUT GUY J ET AL) 16 November 1993 see column 2, line 36 - column 3, line 16 ---	1,5-8, 12-15, 19-21
A	PATENT ABSTRACTS OF JAPAN vol. 096, no. 006, 28 June 1996 & JP 08 032682 A (NEC COMMUN SYST LTD), 2 February 1996, see abstract ---	5-7, 12-14, 19-21
A	US 5 220 599 A (SASANO JUN ET AL) 15 June 1993 see figures 2-5 ---	5-7, 12-14, 20,21
A	US 5 432 616 A (FUKAO TOMOO ET AL) 11 July 1995 see column 2, line 5 - line 34 -----	1,8,15

INTERNATIONAL SEARCH REPORT

information on patent family members

International Application No

PCT/US 97/03396

Patent document cited in search report	Publication date	Patent family member(s)	Publication date
WO 9605684 A	22-02-96	US 5557658 A AU 3102195 A CA 2197204 A EP 0776565 A	17-09-96 07-03-96 22-02-96 04-06-97
WO 9534153 A	14-12-95	AU 2700995 A EP 0765560 A FI 964919 A	04-01-96 02-04-97 07-02-97
US 5418846 A	23-05-95	JP 6253010 A CA 2116272 A	09-09-94 25-08-94
US 5263084 A	16-11-93	CA 2068633 A GB 2258119 A,B HK 181696 A JP 5199304 A	23-01-93 27-01-93 11-10-96 06-08-93
US 5220599 A	15-06-93	JP 2051937 A JP 2111143 A CA 1315428 A US 5200994 A	21-02-90 24-04-90 30-03-93 06-04-93
US 5432616 A	11-07-95	JP 2531032 B JP 5022470 A	04-09-96 29-01-93