



(12) **United States Design Patent**
Koszylo

(10) **Patent No.:** **US D758,786 S**
(45) **Date of Patent:** **** Jun. 14, 2016**

- (54) **GRIDDLE**
- (71) Applicant: **Spectrum Brands, Inc.**, Middleton, WI (US)
- (72) Inventor: **Darek J. Koszylo**, Dane, WI (US)
- (73) Assignee: **Spectrum Brands, Inc.**, Middleton, WI (US)
- (**) Term: **14 Years**
- (21) Appl. No.: **29/519,565**
- (22) Filed: **Mar. 5, 2015**
- (51) **LOC (10) Cl.** **07-02**
- (52) **U.S. Cl.**
USPC **D7/362; D7/352; D7/363; D7/409**
- (58) **Field of Classification Search**
USPC **D7/323, 332, 335-337, 352-355, D7/359-364, 387-388, 402, 407-409**
CPC **A21B 2/00; A21B 3/00; A21B 3/13; A21B 3/15; A21B 5/00; A21B 5/02; A23N 12/06; A23N 12/08; A23N 12/10; A47J 37/00; A47J 37/04; A47J 37/041; A47J 37/042; A47J 37/06; A47J 37/067; A47J 37/0676; A47J 37/0688; A47J 37/0694; A47J 37/07; A47J 37/0704; A47J 37/0709; A47J 37/10; A47J 47/20; A47J 2037/00; A47J 2037/06; A47J 2037/0611; A47J 2037/07; A47J 2037/0786; A47J 2037/0795; F24C 15/10; F24C 15/12; F24C 15/14; F24C 15/16; F24C 16/164; F24C 15/18**
See application file for complete search history.

5,884,555	A *	3/1999	Chang	A47J 37/067
					99/400
D416,167	S *	11/1999	Barker	D7/363
6,024,014	A *	2/2000	Kasai	A47J 37/067
					99/400
6,064,042	A *	5/2000	Glucksman	A47J 37/0676
					219/452.13
D429,946	S *	8/2000	Lee	D7/362
D431,152	S *	9/2000	Lee	D7/362
D432,852	S *	10/2000	Mosher, II	D7/337
D437,183	S *	2/2001	Wong	D7/362
D441,250	S *	5/2001	Choi	D7/362
D444,667	S *	7/2001	Wong	D7/362
6,262,399	B1 *	7/2001	Lau	A47J 37/0676
					219/450.1
D452,630	S *	1/2002	Choi	D7/362
D457,393	S *	5/2002	Lewis	D7/402
D473,419	S *	4/2003	Garman	D7/363
D484,737	S *	1/2004	Bodum	D7/337
D505,044	S *	5/2005	Hei	D7/363
D564,826	S *	3/2008	Chin	D7/352
D644,059	S *	8/2011	Bodum	D7/362
D685,605	S *	7/2013	Xin	D7/352
D696,897	S *	1/2014	Kunz	D7/352
D697,752	S *	1/2014	De' Longhi	D7/352
D730,679	S *	6/2015	Wu	D7/362

* cited by examiner

Primary Examiner — Ricky Pham
(74) *Attorney, Agent, or Firm* — Banner & Witcoff, Ltd.

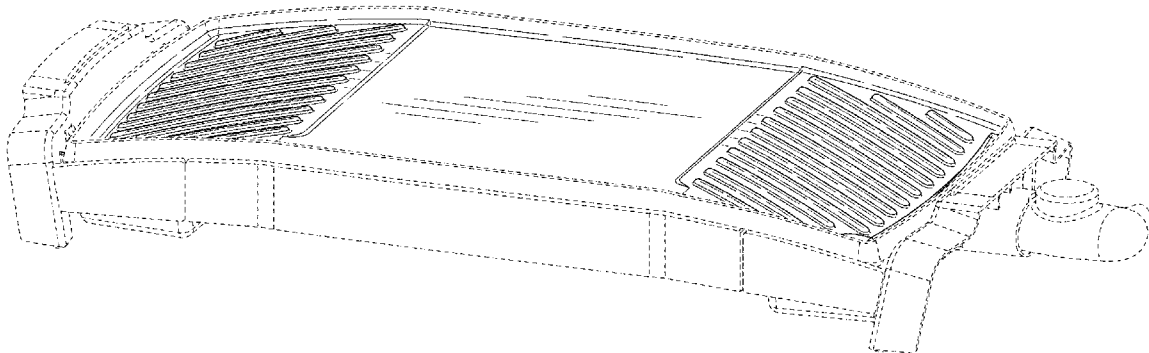
(57) **CLAIM**
The ornamental design for a griddle, as shown and described.

DESCRIPTION

FIG. 1 is a front perspective view of a griddle showing my new design;
FIG. 2 is a top view thereof;
FIG. 3 is a bottom view thereof;
FIG. 4 is a right side view thereof;
FIG. 5 is a left side view thereof;
FIG. 6 is front view thereof; and,
FIG. 7 is a rear view thereof.
The broken line showing of various elements of the griddle are for environmental purposes only and form no part of the claimed design.

1 Claim, 5 Drawing Sheets

- (56) **References Cited**
U.S. PATENT DOCUMENTS
5,355,779 A * 10/1994 O'Brien H05B 3/72
99/446
5,524,528 A * 6/1996 Yeh A47J 37/0709
219/459.1
D377,134 S * 1/1997 Des Touche D7/362
D380,342 S * 7/1997 Edmonds D7/363



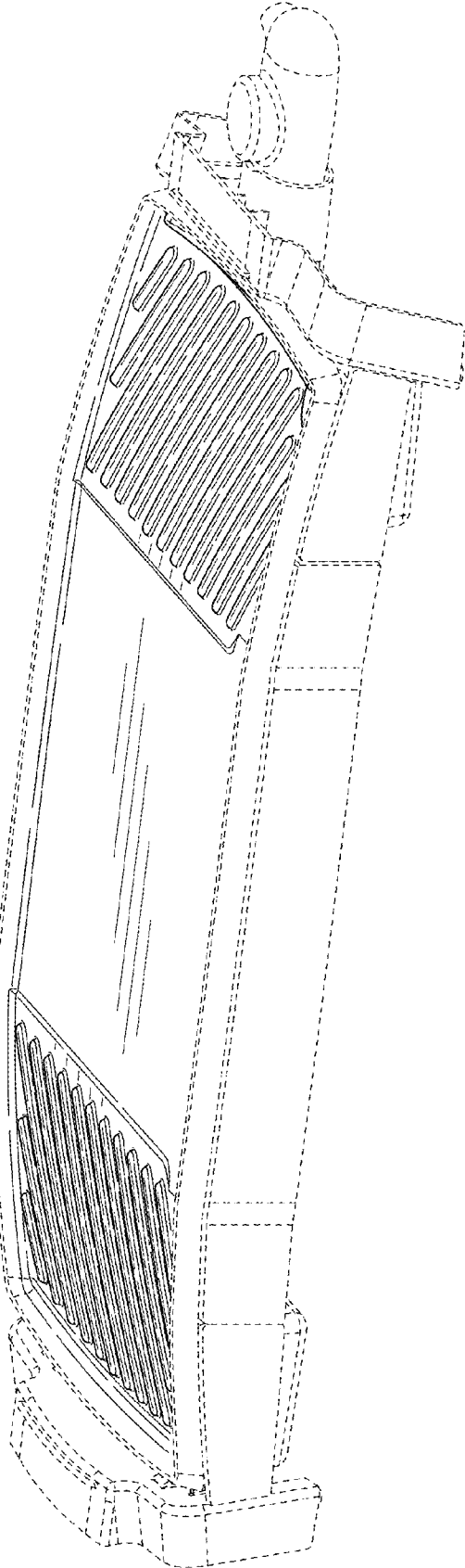


FIG. 1




FIG. 2

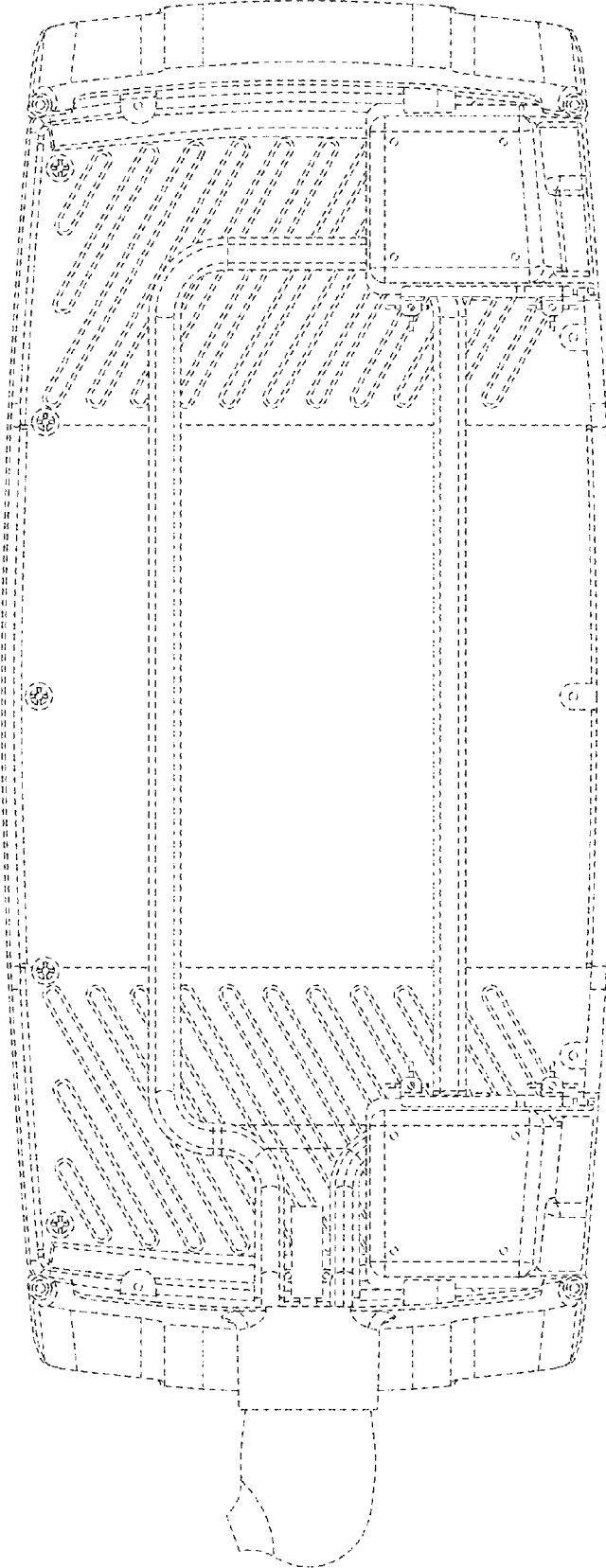


FIG. 3

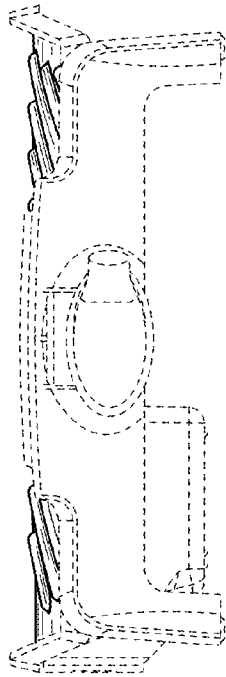


FIG. 4

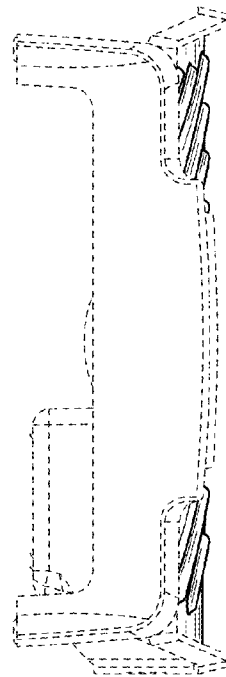


FIG. 5




FIG. 6

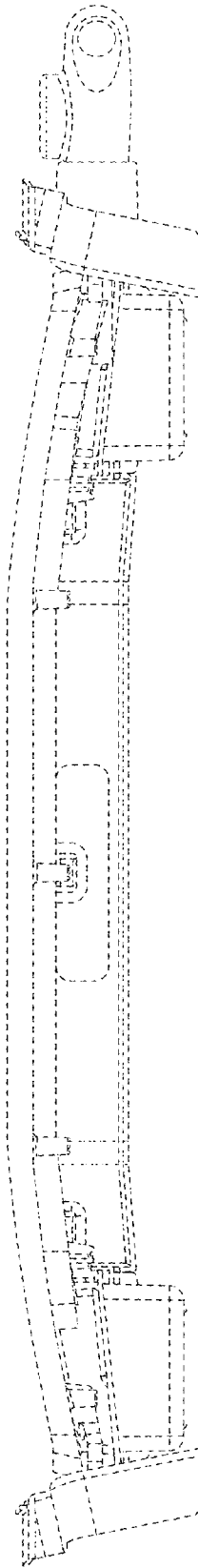


FIG. 7