



US00D658481S

(12) **United States Design Patent**  
**Pratt**

(10) **Patent No.:** **US D658,481 S**

(45) **Date of Patent:** **\*\* May 1, 2012**

(54) **MOUNTING ADAPTER**

(75) Inventor: **Ross Gregory Pratt, Auckland (NZ)**

(73) Assignee: **Railblaza Limited, Auckland (NZ)**

(\*\*) Term: **14 Years**

(21) Appl. No.: **29/366,472**

(22) Filed: **Jul. 26, 2010**

(30) **Foreign Application Priority Data**

Jan. 26, 2010 (NZ) ..... 413238

(51) **LOC (9) Cl.** ..... **08-05**

(52) **U.S. Cl.** ..... **D8/349; D8/354**

(58) **Field of Classification Search** ..... D8/349,  
D8/354, 355, 356, 363, 367, 380-383, 394,  
D8/395, 399; 135/20.1; 248/122.1, 276.1;  
224/544-547; D12/223, 190, 191, 400, 415;  
D14/229; D3/10; 43/21.2; 403/97; D22/147  
See application file for complete search history.

(56) **References Cited**

**U.S. PATENT DOCUMENTS**

D33,847	S	*	1/1901	Gaskill	.....	D3/10
D224,996	S	*	10/1972	Putterman	.....	D8/382
D249,322	S	*	9/1978	Diffenderfer	.....	D8/14
5,048,733	A	*	9/1991	Nagy	.....	224/544
5,231,785	A	*	8/1993	Roberts	.....	43/21.2
5,275,186	A	*	1/1994	Liu	.....	135/24
D360,522	S	*	7/1995	Ko	.....	D3/10
5,551,184	A	*	9/1996	Grosse	.....	43/25
5,904,599	A	*	5/1999	Miller et al.	.....	439/827
D412,056	S	*	7/1999	Wang	.....	D3/10
D419,860	S	*	2/2000	Persson	.....	D8/382

D430,999	S	*	9/2000	Lodi	.....	D8/354
6,213,441	B1	*	4/2001	Baynard et al.	.....	248/538
6,428,078	B1	*	8/2002	Beaver	.....	296/97.9
D469,345	S	*	1/2003	Berry et al.	.....	D8/397
6,585,201	B1	*	7/2003	Reed	.....	248/181.1
6,591,541	B1	*	7/2003	Cummings	.....	43/21.2
D498,414	S	*	11/2004	Yoneoka	.....	D8/382
D500,245	S	*	12/2004	Okada	.....	D8/382
6,830,279	B2	*	12/2004	Beaver	.....	296/97.9
D502,644	S	*	3/2005	Ellis et al.	.....	D8/387
D524,637	S	*	7/2006	Schluter	.....	D8/382
D568,729	S	*	5/2008	Gary	.....	D8/382
7,367,740	B2	*	5/2008	Lazic et al.	.....	403/97
D592,038	S	*	5/2009	Littrell et al.	.....	D8/331
D599,104	S	*	9/2009	Birsen	.....	D3/10
D619,247	S	*	7/2010	Loe, Jr.	.....	D24/130
D626,648	S	*	11/2010	Ahlgren	.....	D24/130
7,946,542	B1	*	5/2011	Chapman	.....	248/122.1
2003/0034649	A1	*	2/2003	Gault et al.	.....	285/125.1
2006/0048805	A1	*	3/2006	Lee	.....	135/20.1
2007/0240358	A1	*	10/2007	Follmar	.....	43/21.2

\* cited by examiner

*Primary Examiner* — Jeffrey D Asch

(74) *Attorney, Agent, or Firm* — Young & Thompson

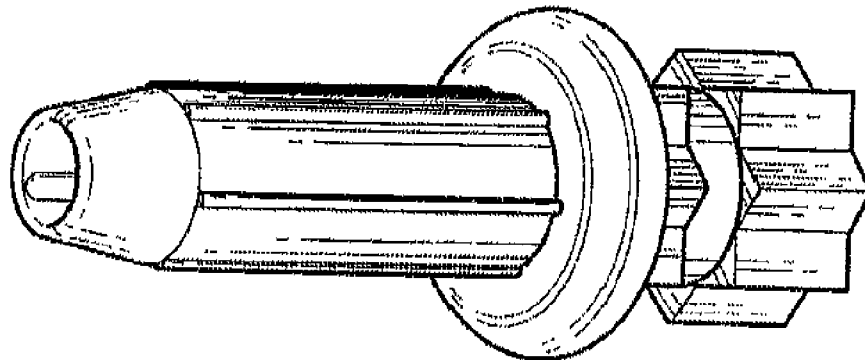
(57) **CLAIM**

The ornamental design for a mounting adapter, as shown and described.

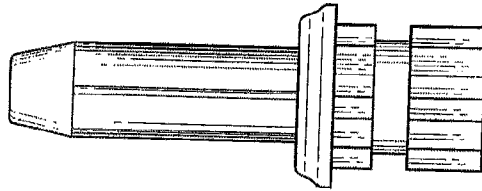
**DESCRIPTION**

FIG. 1 is a perspective view of a mounting adapter, showing my new design;  
FIG. 2 is a side view thereof, the side opposite that shown in FIG. 2 being the mirror image thereof;  
FIG. 3 is an end view thereof from the right of FIG. 2; and,  
FIG. 4 is an end view thereof from the left of FIG. 2.

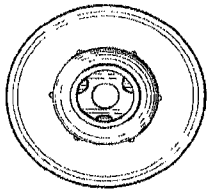
**1 Claim, 1 Drawing Sheet**



**FIG. 2**



**FIG. 4**



**FIG. 3**



**FIG. 1**

