



US00D374298S

United States Patent [19]
Swyst

[11] **Patent Number:** **Des. 374,298**
[45] **Date of Patent:** ****Oct. 1, 1996**

[54] **LIGHT WITH FLEXIBLE BODY**
[75] **Inventor:** **Thomas Swyst**, Arlington, Mass.
[73] **Assignee:** **Black & Decker Inc.**, Newark, Del.
[**] **Term:** **14 Years**
[21] **Appl. No.:** **36,288**
[22] **Filed:** **Mar. 16, 1995**
[52] **U.S. Cl.** **D26/43**
[58] **Field of Search** D26/37, 43, 44,
D26/46, 49, 60, 62; 362/157, 158, 184,
188, 189, 191, 198, 199, 200, 202, 362,
376-378, 396

4,864,477 9/1989 Engelman 362/376
Primary Examiner—A. Hugo Word
Assistant Examiner—Lavone D. Tabor
Attorney, Agent, or Firm—Barry E. Deutsch

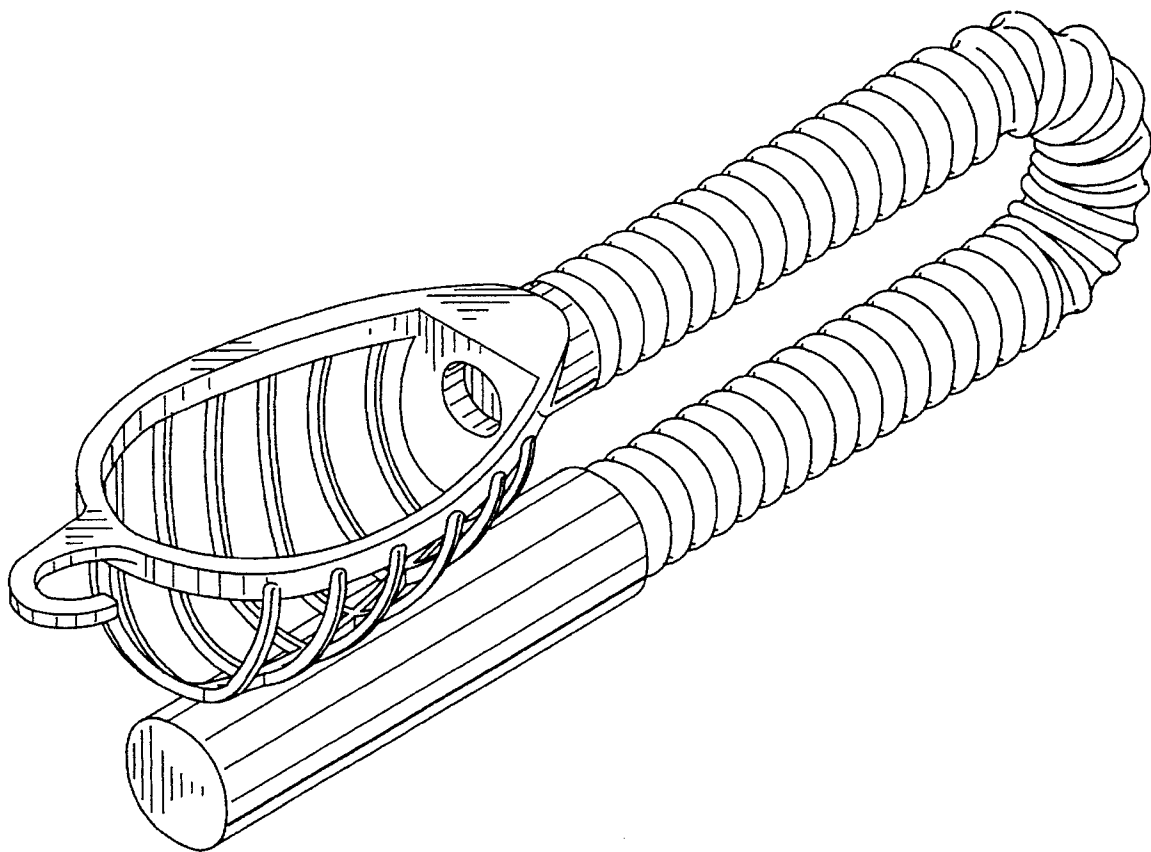
[57] **CLAIM**
The ornamental design for a light with flexible body, as shown and described.

DESCRIPTION

FIG. 1 is a perspective view taken from the front, top and right side of a light with flexible body;
FIG. 2 is a right side elevational view thereof;
FIG. 3 is a left side elevational view thereof;
FIG. 4 is a front elevational view thereof;
FIG. 5 is a rear elevational view thereof;
FIG. 6 is a top plan view thereof; and,
FIG. 7 is a bottom plan view thereof.
The broken lines showing of a light bulb are for illustrative purposes only and forms no part of the claimed design.

[56] **References Cited**
U.S. PATENT DOCUMENTS
D. 152,584 2/1949 Becker D26/43
D. 290,519 6/1987 Kuo D26/60
D. 298,657 11/1988 Flores D26/37
D. 314,246 1/1991 Bache D26/62
4,141,062 2/1979 Trueblood 362/378 X

1 Claim, 3 Drawing Sheets



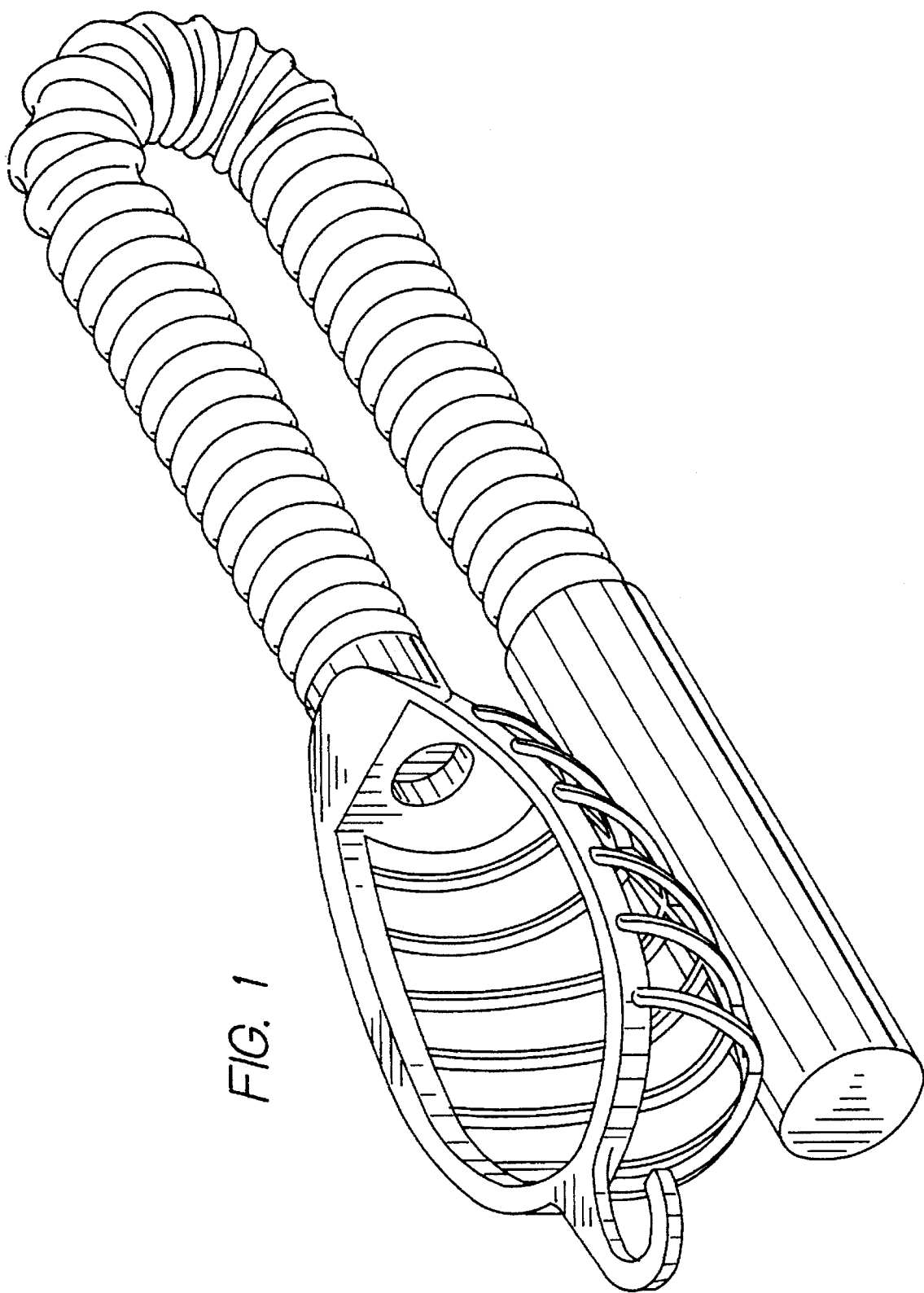


FIG. 1

FIG. 2




FIG. 3




FIG. 5

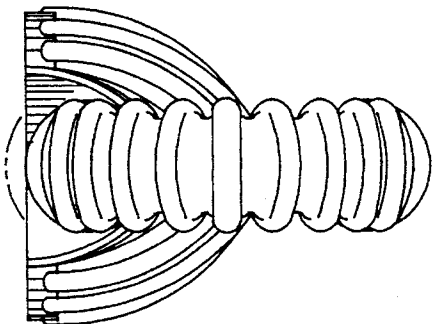


FIG. 4

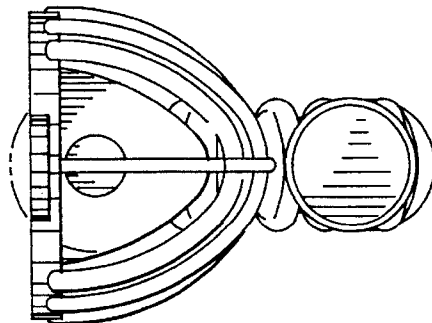


FIG. 6




FIG. 7

