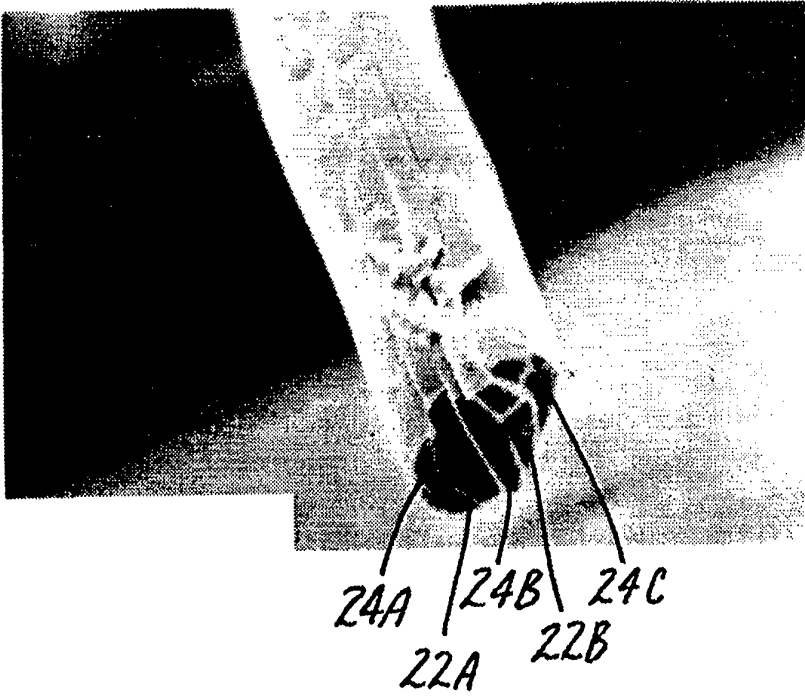




## INTERNATIONAL APPLICATION PUBLISHED UNDER THE PATENT COOPERATION TREATY (PCT)

<b>(51) International Patent Classification <sup>6</sup> :</b> <b>D01F 8/06, 8/14, 8/04, D01D 5/098,</b> <b>D04H 1/56</b>	<b>A1</b>	<b>(11) International Publication Number:</b> <b>WO 95/33874</b> <b>(43) International Publication Date:</b> 14 December 1995 (14.12.95)
<b>(21) International Application Number:</b> PCT/US95/05890 <b>(22) International Filing Date:</b> 9 May 1995 (09.05.95)  <b>(30) Priority Data:</b> 08/253,690      3 June 1994 (03.06.94)      US  <b>(71) Applicant:</b> MINNESOTA MINING AND MANUFACTURING COMPANY [US/US]; 3M Center, P.O. Box 33427, Saint Paul, MN 55133-3427 (US).  <b>(72) Inventors:</b> RUTHERFORD, Denise, R.; P.O. Box 33427, Saint Paul, MN 55133-3427 (US). JOSEPH, Eugene, G.; P.O. Box 33427, Saint Paul, MN 55133-3427 (US).  <b>(74) Agents:</b> TRUESDALE, Carole et al.; Minnesota Mining and Manufacturing Company, Office of Intellectual Property Counsel, P.O. Box 33427, Saint Paul, MN 55133-3427 (US).		<b>(81) Designated States:</b> AM, AT, AU, BB, BG, BR, BY, CA, CH, CN, CZ, DE, DK, EE, ES, FI, GB, GE, HU, IS, JP, KE, KG, KP, KR, KZ, LK, LR, LT, LU, LV, MD, MG, MN, MW, MX, NO, NZ, PL, PT, RO, RU, SD, SE, SG, SI, SK, TJ, TT, UA, UG, UZ, VN, European patent (AT, BE, CH, DE, DK, ES, FR, GB, GR, IE, IT, LU, MC, NL, PT, SE), OAPI patent (BF, BJ, CF, CG, CI, CM, GA, GN, ML, MR, NE, SN, TD, TG), ARIPO patent (KE, MW, SD, SZ, UG).  <b>Published</b> <i>With international search report.</i>
<b>(54) Title:</b> DEGRADABLE MULTILAYER MELT BLOWN MICROFIBERS		
<b>(57) Abstract</b> <p>Degradable multilayer melt blown microfibers are provided. The fibers comprise (a) at least one layer of polyolefin resin and at least one layer of polycaprolactone resin, at least one of the polyolefin or polycaprolactone resins containing a transition metal salt; or (b) at least one layer of polyolefin resin containing a transition metal salt and at least one layer of a degradable resin or transition metal salt-free polyolefin resin. Also provided is a degradable web comprising the multilayer melt blown microfibers.</p> <div style="text-align: right;">  </div>		

**FOR THE PURPOSES OF INFORMATION ONLY**

Codes used to identify States party to the PCT on the front pages of pamphlets publishing international applications under the PCT.

AT	Austria	GB	United Kingdom	MR	Mauritania
AU	Australia	GE	Georgia	MW	Malawi
BB	Barbados	GN	Guinea	NE	Niger
BE	Belgium	GR	Greece	NL	Netherlands
BF	Burkina Faso	HU	Hungary	NO	Norway
BG	Bulgaria	IE	Ireland	NZ	New Zealand
BJ	Benin	IT	Italy	PL	Poland
BR	Brazil	JP	Japan	PT	Portugal
BY	Belarus	KE	Kenya	RO	Romania
CA	Canada	KG	Kyrgystan	RU	Russian Federation
CF	Central African Republic	KP	Democratic People's Republic of Korea	SD	Sudan
CG	Congo	KR	Republic of Korea	SE	Sweden
CH	Switzerland	KZ	Kazakhstan	SI	Slovenia
CI	Côte d'Ivoire	LI	Liechtenstein	SK	Slovakia
CM	Cameroon	LK	Sri Lanka	SN	Senegal
CN	China	LU	Luxembourg	TD	Chad
CS	Czechoslovakia	LV	Latvia	TG	Togo
CZ	Czech Republic	MC	Monaco	TJ	Tajikistan
DE	Germany	MD	Republic of Moldova	TT	Trinidad and Tobago
DK	Denmark	MG	Madagascar	UA	Ukraine
ES	Spain	ML	Mali	US	United States of America
FI	Finland	MN	Mongolia	UZ	Uzbekistan
FR	France			VN	Viet Nam
GA	Gabon				

## DEGRADABLE MULTILAYER MELT BLOWN MICROFIBERS

Field of the Invention

5           The present invention relates to degradable multilayer melt blown microfibers which, in web form, are useful, for example, in wipes, sorbents, tape backings, release liners, filtration media, insulation media, surgical gowns and drapes and wound dressings.

10 Background of the Invention

Numerous attempts have been made to enhance the degradability of conventional non-degradable polymers such as polyolefins by the use of additive systems. These additive systems are frequently designed to enhance the polymers degradability in a specific type of environment. For example, ferric  
15   stearate with various free fatty acids and manganese stearate with stearic acid have been suggested as suitable systems for providing degradability in polyolefin materials in the presence of ultraviolet radiation. Addition of a biodegradable polymer such as poly(caprolactone) has been suggested for improving degradability of polyolefins in a soil environment.

20           It has also been suggested that addition of a starch, an iron compound and a fatty acid or fatty acid ester can cause poly(ethylene) to degrade when exposed to heat, ultraviolet radiation or under composting conditions. It has further been suggested that compostable polyolefins can be prepared by the addition of a transition metal salt selected from cobalt, manganese, copper,  
25   cerium, vanadium and iron, and a fatty acid or ester having 10 to 22 carbon atoms providing unsaturated species and free acid. Although various systems have been suggested, improvements in degrading polymeric materials, particularly polyolefins, continue to be sought.

-2-

Summary of the Invention

The present invention provides multilayer melt blown microfibers comprising (a) at least one layer of polyolefin resin and at least one layer of polycaprolactone resin, at least one of the polyolefin or polycaprolactone resins  
5 containing a transition metal salt; or (b) at least one layer of polyolefin resin containing a transition metal salt and at least one layer of a degradable resin or transition metal salt-free polyolefin resin. The degradable resins may be, for example, biodegradable, compostable, hydrolyzable or water soluble. In preferred embodiments of the invention, the polyolefin, in addition to the  
10 transition metal salt, may contain a fatty acid, fatty acid ester or combinations thereof which performs as an auto-oxidant, i.e., enhances oxidative degradation.

Surprisingly, the multilayer melt blown microfibers of the present invention degraded to a greater extent than would be expected from the  
15 degradation potential of each the fiber components. This more rapid degradation generally occurs regardless of the location of the transition metal salt or the optional fatty acid or fatty acid ester in the layers. The multilayer melt blown microfibers of the present invention degrade well in moist, biologically active environments such as compost, where the biodegradable,  
20 water soluble, or compostable polymer layers of the microfiber erode and thus expose the remaining degradable polyolefin, yet prior to such exposure, the degradable polymer protects against premature oxidation of the polyolefin layers.

The present invention further provides a web comprising multilayer melt  
25 blown microfibers comprising (a) at least one layer of polyolefin resin and at least one layer of polycaprolactone resin, at least one of the polyolefin or polycaprolactone resins containing a transition metal salt; or (b) at least one layer of polyolefin resin containing a transition metal salt and at least one layer of a degradable resin or transition metal salt-free polyolefin resin. The web  
30 may degrade to embrittlement within about 14 days at a temperature of 60°C and a relative humidity of at least 80%.

-3-

Brief Description of the Drawings

FIG. 1 is a top view of an apparatus useful in preparing the multilayer melt blown microfibers of the present invention.

FIG. 2 is a microphotograph of a five-layer microfiber of the present invention at 2000X as produced.

FIG. 3 is a microphotograph of the microfiber of FIG. 2 after 10 days exposure to compost conditions.

FIG. 4 is a microphotograph of another five-layer microfiber of the present invention at 2500X as produced.

FIG. 5 is a microphotograph of the microfiber of FIG. 4 after 45 days exposure to compost conditions.

Detailed Description of the Invention

Polyolefin resins, or polyolefins, useful in the present invention include poly(ethylene), poly(propylene), copolymers of ethylene and propylene, poly(butylene), poly(4-methyl-1-pentene), and combinations thereof.

The degradable resin may be, for example, biodegradable, compostable, hydrolyzable or water soluble. Examples of biodegradable resins include poly(caprolactone), poly(hydroxybutyrate), poly(hydroxybutyrate-valerate), and related poly(hydroxyalkanoates), poly(vinyl alcohol), poly(ethylene oxide) and plasticized carbohydrates such as starch and pullulan. Examples of compostable resins include modified poly(ethylene terephthalate), e.g., Experimental Resin Lot No. 9743, available from E.I. duPont de Nemours and Company, Wilmington, DE, and extrudable starch-based resins such as Mater-Bi™, available from Novamont S.p.A., Novara, Italy. Examples of hydrolyzable resins include poly(lactic acid), cellulose esters, such as cellulose acetates and propionates, hydrolytically sensitive polyesters such as Earthguard™ Lot No. 930210 (experimental), available from Polymer Chemistry Innovations, State College, PA, polyesteramides, and polyurethanes. Water soluble resins include poly(vinyl alcohol), poly(acrylic acid), and Kodak™ AQ (experimental polyester), available from Kodak Chemical Co., Rochester, N.Y.

-4-

Additionally, copolymers of poly(vinyl alcohol) with a polyolefin, e.g., poly(ethylene vinyl alcohol) or poly(vinyl acetate) both of which are less readily soluble in water, but biodegradable, may be useful degradable resins.

The transition metal salts which can be added to the polyolefin or, in  
5 some aspects of the invention to poly(caprolactone), include those discussed, for example, in U.S. Patent No. 4,067,836 (Potts et al.). These salts can be those having organic or inorganic ligands. Suitable inorganic ligands include chlorides, nitrates, sulfates, and the like. Preferred are organic ligands such as octanoates, acetates, stearates, oleates, naphthenates, linoleates, tallates and the  
10 like. Although a wide range of transition metals have been disclosed in the art as suitable for various degradant systems, in the present invention it is preferred that the transition metal be selected from cobalt, manganese, copper, cerium, vanadium and iron, more preferably cobalt, manganese, iron and cerium. The transition metal is preferably present in a concentration range of from 5 to 500  
15 ppm, more preferably from 5 to 200 ppm which is highly desirable as such metals are generally undesirable in large concentrations. High transition metal concentrations in the polyolefin or poly(caprolactone) can lead to toxicological and environmental concerns due to groundwater leaching of these metals into the surrounding environment. Further, higher transition metal concentrations  
20 can yield fibers which degrade so rapidly that storage stability may be a problem.

The optional fatty acid or fatty acid ester is preferably present in the polymer composition at a concentration of about 0.1 to 10 weight percent. The fatty acid, when present, preferably is present in sufficient concentration to  
25 provide a concentration of free acid species greater than 0.1 percent by weight based on the total composition. The fatty acid ester, when present, is preferably present in a concentration sufficient to provide a concentration of unsaturated species of greater than 0.1 weight percent. Preferably, the fatty acid, fatty acid ester or combinations thereof, when present, are present in  
30 sufficient concentration to provide a concentration of free acid species greater than 0.1 percent by weight and a concentration of unsaturated species of greater

-5-

than 0.1 weight percent based on the total composition. Generally, it is preferred that the composition will have to be shelf-stable for at least 2 weeks, more preferably from 2 to 12 months. As degradation occurs slowly, even at room temperature for some embodiments of the invention, for longer shelf-life products, generally lower concentrations of the transition metal or fatty acid (free acid and/or unsaturated species) will be required to provide a fiber web at the intended mean shelf life of the web. Conversely, higher concentrations of the metal or fatty acid species will be required for fibers with short-intended shelf lives.

10 It is found that adequate degradation under typical composting conditions requires salts of the above-mentioned transition metals in combination with acid moieties such as those found in unsaturated fatty acids. It is also found that unsaturation in the fatty acid, or an admixed fatty acid ester or natural oil, is required to produce adequate degradation with the proper transition metal compound. Preferably, this unsaturated fatty acid is present in the polymer composition at concentrations of at least 0.1 weight percent of the composition. Also suitable are blends of fatty acids and fatty acid esters or oils as long as the amount of free acid and unsaturated species are generally equivalent to the above-described ranges for a pure fatty acid containing composition.

20 Generally, it is found that unsaturated fatty acids and fatty acid esters having 10 to 22 carbon atoms function well in providing the degradation rate required for a compostable material. Such materials include, for example, oleic acid, linoleic acid and linolenic acid; eleostearic acid, found in high concentration in the ester form, in natural tung oil; linseed oil, and fish oils such as sardine, cod liver, menhaden, and herring oil.

The preferred process for preparing the fibers of the invention is described in U.S. Pat. No. 5,207,970 (Joseph et al.). The process utilized the apparatus shown in FIG. 1 wherein the polymeric components are introduced into the die cavity 12 of die 10 from a separate splitter, splitter region or combining manifold 14 and into the, e.g., splitter from extruders, such as 16 and 17. Gear pumps and/or purgeblocks can also be used to finely control the

-6-

polymer flow rate. In the splitter or combining manifold, the separate polymeric component flowstreams are formed into a single layered flowstream. However, preferably, the separate flowstreams are kept out of direct contact for as long a period as possible prior to reaching the die 10.

5           The split or separate flowstreams are combined only immediately prior to reaching the die, or die orifices. This minimized the possibility of flow instabilities generating in the separate flowstreams after being combined in the single layered flow stream, which tends to result in non-uniform and discontinuous longitudinal layer in the multi-layered microfibers.

10           From die cavity 12, the multi-layer polymer flowstream is extruded through an array of side-by-side orifices 19. Prior to this extrusion, the feed can be formed into the appropriate profile in the cavity 12, suitably by use of a conventional coathanger transition piece. Air slots 18, or the like, are disposed on either side of the row of orifices 19 for directing uniform heated air at high  
15           velocity at the extruded layered melt streams. The air temperature is generally about that of the meltstream, although preferably 20°C to 30°C higher than the polymer melt temperature. This hot, high-velocity air draws out and attenuates the extruded polymeric material, which will generally solidify after traveling a relatively short distance from die 10. The solidified or partially solidified  
20           fibers are then formed into a web by known methods and collected.

          The following examples further illustrate this invention, but the particular materials and amounts thereof in these examples, as well as the conditions and details, should not be construed to unduly limit this invention. In the examples, all parts and percentages are by weight unless otherwise  
25           specified. In the examples the following test procedures were used.

#### **Basis Weight**

          A 10 x 10 centimeter (cm) sample was cut from the microfiber web and weighed to the nearest  $\pm 0.001$  g. The weight was multiplied by 100 and reported as basis weight in g/m<sup>2</sup>.



-7-

**Embrittlement Test**

Web samples were hand tested for embrittlement after aging in forced air ovens at 49°C, 60°C and 70°C in intervals of 12 to 24 hours. A state of embrittlement was defined as the time at which the web samples had little or no tear or tensile strength remaining or would crumble when folded. With softer or lower melting polymers, such as poly(caprolactone), the sample webs did not generally disintegrate or crumble but rather became stiff and lost tensile strength. Compost conditions were simulated by placing the web samples into a jar of water which was buffered to a pH of 6 by a phosphate buffer and heated to 60°C and these web samples were tested for embrittlement at intervals of 30 to 50 hours. Additionally, web samples were removed from the water jars at regular time intervals and measured for weight loss.

**Weight Loss Test**

Web samples (5 cm x 5 cm) were preweighed to the nearest  $\pm 0.0001$  g. The web samples were placed in a forced air oven at 60°C or 93°C and removed at regular time intervals and measured for weight loss.

**Compost Simulation Test**

A mixture of the following was prepared:

- 445 g shredded maple leaves
- 180 g shredded paper (50:50 news:computer)
- 75 g meat waste (1:1 mix of dry Cat Chow™ and dry Dog Chow™ from Ralston Purina Company, St. Louis, MO)
- 200 g food waste (frozen mixed vegetables, commercial blend of peas, green beans, carrots and corn)
- 13.5 g Compost Plus (from Ringer Corporation, Minneapolis, MN)
- 60 g dehydrated cow manure
- 900 mL water
- 6 g urea

The entire mixture was placed in a 22.7 liter (L) rectangular (35.6 cm X 25.4 cm X 25.4 cm) Nalgene poly(propylene) tank with a cover (from Fisher Scientific Co., St. Louis, MO). Moist air was run through the compost mixture at a rate of 15 mL/minute by dispersing the air through water with a coarse glass frit (25.4 cm X 3.8 cm) and then into the bottom of the compost

-8-

tank through a perforated stainless steel tube. Microfiber webs were cut into 5 cm X 5 cm squares and labeled so that web samples were designated for removal at predetermined time intervals. If weight loss was to be determined, the web samples were preweighed. Web samples (10-15) were placed evenly  
5 throughout the compost mixture and the tank was covered to minimize loss of moisture. The tank was placed into an oven at 55°C. Generally, after a period of four to ten days, additional water was added to give 60 weight percent water.

Approximately every two days, the condition of the compost and the  
10 web samples was checked. The web samples were pulled and folded to determine any changes in strength or brittleness. Web samples were duplicated in different tanks. Web samples were typically removed at predetermined intervals of 10, 20, 30, and 45 days and cleaned by gently washing in water, dried, and weighed. The percent weight change was determined.

15 The condition of the compost was determined by measuring the pH, percent moisture, and temperature. The initial pH was typically in the range of 4.5-5.5 and increased slowly over the test period to the range of 7.5-8.5, with the average pH over the test period being 6.8 to 8.0. Percent water was maintained at approximately 60% by the careful addition of water as needed.

20 Average percent water recorded was in the range of 50-65% by weight. The temperature of the compost increased during the first two weeks of operation due to the high level of microbiological activity during that time period. After that the temperature of the compost was maintained at the oven temperature of 55°C with average temperatures over the life of the test ranging from 53-62°C.  
25 The test period was from 45-60 days.

#### **Tensile Modulus and Percent Strain at Break**

Tensile modulus data on the multi-layer microfiber webs was obtained according to ASTM D882-91 "Standard Test Method for Tensile Properties of Thin Plastic Sheeting" using an Instron Tensile Tester (Model 1122), Instron  
30 Corporation, Canton, MA with a 10.48 cm jaw gap and a crosshead speed of 25.4 cm/min. Web samples were 2.54 cm in width.

**BLOWN MICROFIBER WEB PREPARATION****Examples 1-11**

The multi-layered blown microfiber webs of the present invention were prepared using a melt-blowing process as described in U. S. Patent No.

- 5 5,207,970 (Joseph et al.). The process used a melt-blowing die having circular smooth surfaced orifices (10/cm) with a 5:1 length to diameter ratio.

The microfiber webs were prepared using the amount and type of metal stearate and the amount and type of auto-oxidant as shown in Table 1. The powdered metal stearate and/or oily auto-oxidants were added to the polymer  
10 resins in a mixer with a mixing blade driven by an electric motor to control the speed of mixing. The mixture of metal stearate/auto-oxidant/resin, metal stearate/resin, or auto-oxidant/resin was placed in the hopper of the first or second extruder depending on whether the mixture was used in Polymer 1 or Polymer 2 or both. The first extruder (210°C) delivered a melt stream of a  
15 800 melt flow rate (MFR) poly(propylene) (PP) resin (PP 3495G, available from Exxon Chemical Corp., Houston, TX) mixture to the feedblock assembly which was heated to about 210°C. The second extruder, which was also maintained at about 210°C, delivered a melt stream of a poly(caprolactone) (PCL) resin (Tone™ 767P, available from Union Carbide, Danbury, CT) to the  
20 feedblock. The feedblock split the two melt streams. The polymer melt streams were merged in an alternating fashion into a five-layer melt stream on exiting the feedblock, with the inner layers being the poly(propylene) resin. The gear pumps were adjusted so that the pump ratio of polymer 1:polymer 2 was delivered to the feedblock assembly as given in Table 1. A 0.14 kg/hr/cm  
25 die width polymer throughput rate was maintained at the die (210°C). The primary air temperature was maintained at approximately 209°C and at a pressure suitable to produce a uniform web with a 0.076 cm gap. Webs were collected at a collector to die distance of 26.7 cm. The resulting microfiber webs, comprising five-layer microfibers having an average diameter of less than  
30 about 10 micrometers, had a basis weight of about 100 g/m<sup>2</sup>.

-10-

The embrittlement test was performed on microfiber webs of Examples 1-11 and the results are reported in Table 2. Weight loss after 300 hours of aging at 60°C in an oven as well as the weight average molecular weight ( $M_w$ ) and the number average molecular weight ( $M_n$ ) after such aging conditions at various intervals were determined for the microfiber webs of Examples 5, 9b, and 11 and are reported in Table 3. The weight loss for Examples 4, 10, and 11 after various time intervals of being in water (pH=6.0) at 60°C as described in the Embrittlement Test are reported in Table 4. The weight loss for microfiber webs of Examples 4, 10, and 11 after being subjected to the Compost Simulation Test are reported in Table 5. Initial modulus and percent strain at break were determined for microfiber webs of Examples 1-11 and the results are reported in Table 6.

**Control Web I**

A control web of the 800 MFR polypropylene resin was prepared according to the procedure of Examples 1-11, except that only one extruder, which was maintained at 220°C, was used, and it was connected directly to the die through a gear pump. The die and air temperatures were maintained at 220°C. The resulting microfiber web had a basis weight 100 g/m<sup>2</sup> and an average fiber diameter of less than about 10 micrometers.

The weight loss after 300 hours of aging at 60°C in an oven and the weight average molecular weight ( $M_w$ ) and the number average molecular weight ( $M_n$ ) after such aging conditions at various intervals were determined and are reported in Table 3.

**Control Web II**

A control web of the polypropylene resin and the poly(caprolactone) resin was prepared according to the procedure of Examples 1-11. The die and air temperatures were maintained at 220°C. The resulting microfiber web had a basis weight of 102 g/m<sup>2</sup> and an average fiber diameter of less than about 10 micrometers.

-11-

The microfiber web was tested for embrittlement and for initial modulus and percent strain at break. The results are reported in Tables 2 and 6, respectively.

**Comparative Examples A-C**

5        Three comparative microfiber webs of the polypropylene resin and the poly(caprolactone) resin without the metal stearate were prepared according to the procedure of Examples 1-11. The amount and type of auto-oxidant are set forth in Table 1. The resulting microfiber webs had a basis weight 102 g/m<sup>2</sup> and an average fiber diameter of less than about 10 micrometers.

10       The microfiber webs were tested for embrittlement and for initial modulus and percent strain at break. The results are reported in Tables 2 and 6, respectively.

**Comparative Examples D-F**

15       Three comparative microfiber webs of the polypropylene resin with or without the auto-oxidant were prepared according to the procedure of Examples 1-11 as modified in the procedure of Control I for using one extruder. The amounts and types of metal stearate and auto-oxidant are given in Table 1. The resulting microfiber webs had basis weights of 97, 102, and 104 g/m<sup>2</sup>, respectively, and an average fiber diameter of less than about 10 micrometers.

20       The weight loss after 300 hours of aging at 60°C in an oven and the weight average molecular weight ( $M_w$ ) and the number average molecular weight ( $M_n$ ) after such aging conditions at various intervals are set forth in Table 3.

**Comparative Examples G-H**

25       Two comparative microfiber webs of the poly(caprolactone) resin with two types of metal stearate and an auto-oxidant were prepared according to the procedure of Examples 1-11 as modified in the procedure of Control I for using one extruder. The amounts and types of metal stearate and auto-oxidant are given in Table 1. The resulting microfiber webs had a basis weight of 100  
30 g/m<sup>2</sup> and an average fiber diameter of less than about 10 micrometers.

-12-

The weight loss after 300 hours of aging at 60°C in an oven and the weight average molecular weight ( $M_w$ ) and the number average molecular weight ( $M_n$ ) after such aging conditions at various intervals for the microfiber webs are reported in Table 3.

#### 5 **Example 12**

A microfiber web having a basis weight of 96 g/m<sup>2</sup> and comprising five-layer microfibers having an average diameter of less than about 10 micrometers was prepared according to the procedure of Examples 1-11, except that polypropylene resin without metal stearate and auto-oxidant was substituted for  
10 the poly(caprolactone) resin in the second extruder.

The microfiber web was tested for embrittlement with the results reported in Table 2. The weight loss after 300 hours of aging at 60°C in an oven and the weight average molecular weight ( $M_w$ ) and the number average molecular weight ( $M_n$ ) after such aging conditions at various intervals were  
15 determined and are reported in Table 3. The weight loss after various time intervals of being in water (pH=6.0) at 60°C as described in the embrittlement test was determined and is reported in Table 4. The web was evaluated for initial modulus and percent strain at break and the results are reported in Table 6.

#### 20 **Examples 13-14**

Two microfiber webs having a basis weight of 110 g/m<sup>2</sup> and comprising five-layer microfibers having an average diameter of less than about 10 micrometers were prepared according to the procedure of Examples 1-11, except that a modified poly(ethylene terephthalate) (PET) (experimental resin  
25 lot # 9743 available from E. I. Du Pont de Nemours and Company, Wilmington, DE) was substituted for the poly(caprolactone) resin in the second extruder.

The webs were tested for embrittlement with results reported in Table 2. The weight loss after 300 hours of aging at 60°C in an oven and the weight  
30 average molecular weight ( $M_w$ ) and the number average molecular weight ( $M_n$ ) after such aging conditions at various intervals are set forth in Table 3. The

-13-

weight loss after various time intervals of being in water (pH=6.0) at 60°C as described in the Embrittlement Test are reported in Table 4. The weight loss of the web of Example 13 after being subjected to the Composting Simulation Test is reported in Table 5. The webs of Examples 13-14 were evaluated for  
5 initial modulus and percent strain at break and the results are set forth in Table 6.

#### **Comparative Example I**

A comparative microfiber web of the modified poly(ethylene terephthalate) used in Examples 13 and 14 with a metal stearate and an auto-  
10 oxidant was prepared according to the procedure of Examples 1-11 as modified by the procedure in Control I for using one extruder. The amount of cobalt stearate and oleic acid used are set forth in Table 1. The resulting microfiber webs had a basis weight of 137 g/m<sup>2</sup> and an average fiber diameter of less than about 10 micrometers.

15 The weight loss after 300 hours of aging at 60°C in an oven is reported in Table 3.

#### **Example 15**

A microfiber web having a basis weight of 107 g/m<sup>2</sup> and comprising five-layer microfibers having an average diameter of less than about 10  
20 micrometers was prepared according to the procedure of Examples 1-11, except that an experimental hydrolyzable polyester (PEH) (Kodak™ AQ available from Kodak Chemical Co., Rochester, NY) was substituted for the poly(caprolactone) resin in the second extruder.

The microfiber web was tested for embrittlement with the results set  
25 forth in Table 2. The weight loss after 300 hours of aging at 60°C in an oven and the weight average molecular weight ( $M_w$ ) and the number average molecular weight ( $M_n$ ) after such aging conditions at various intervals are reported in Table 3. The weight loss after various time intervals of being in water (pH=6.0) at 60°C as described in the Embrittlement Test is reported in  
30 Table 4. The weight loss after being subjected to the Composting Simulation

-14-

Test is reported in Table 5. The microfiber web was evaluated for initial modulus and percent strain at break and the results are reported in Table 6.

**Examples 16-17**

Two microfiber webs having a basis weight of 107 g/m<sup>2</sup> and comprising  
5 five-layer microfibers having an average diameter of less than about 10 micrometers were prepared according to the procedure of Examples 1-11, except that a polyurethane (PUR) resin (PE90-200 available from Morton International, Seabrook, NH) was substituted for the poly(caprolactone) resin in the second extruder.

10 The webs were tested for embrittlement and the results are reported in Table 2. The weight loss after 300 hours of aging at 60°C in an oven and the weight average molecular weight ( $M_w$ ) and the number average molecular weight ( $M_n$ ) after such aging conditions at various intervals are reported in Table 3. The weight loss after various time intervals of being in water  
15 (pH=6.0) at 60°C as described in the Embrittlement Test is reported in Table 4. The weight loss for Example 16 after being subjected to the Composting Simulation Test is reported in Table 5. The webs were also evaluated for initial modulus and percent strain at break and the results are reported in Table 6.

**20 Comparative Examples J-K**

Two comparative microfiber webs of the polyurethane resin used in Examples 16 and 17 with two types of metal stearate and an auto-oxidant were prepared according to the procedure of Examples 1-11 as modified in the procedure of Control I for using one extruder. The amounts and types of metal  
25 stearate and auto-oxidant are set forth in Table 1. The resulting microfiber webs had a basis weight of 74 g/m<sup>2</sup> and an average fiber diameter of less than about 10 micrometers.

The weight loss after 300 hours of aging at 60°C in an oven and the weight average molecular weight ( $M_w$ ) and the number average molecular  
30 weight ( $M_n$ ) after such aging conditions at various intervals are reported in Table 3.



**Examples 18-19**

Two microfiber webs having a basis weight of 107 g/m<sup>2</sup> and comprising five-layer microfibers having an average diameter of less than about 10 micrometers were prepared according to the procedure of Examples 1-11, except that a poly(vinyl alcohol) (PVOH) resin (Vinex™ 2019 available from Air Products and Chemicals, Allentown, PA) was substituted for the poly(caprolactone) resin in the second extruder. The amounts of manganese stearate and oleic acid are set forth in Table 1.

The microfibers of Example 18 are shown in FIGS. 2 and 3. FIG. 2 shows a five-layer microfiber 20 containing degradable poly(propylene) layers 22A and 22B and poly(vinyl alcohol) layers, 24A, 24B and 24C as extruded at 2000X magnification. FIG. 3 shows the result of subjecting fiber 20 to the Compost Simulation Test for 10 days at a magnification of 2000X. The water soluble, biodegradable layers have eroded, leaving dispersed and exposed degradable polyolefin fibers 23.

The microfiber webs were subjected to the Embrittlement Test and the results are set forth in Table 2. The weight loss after 300 hours of aging at 60°C in an oven and the weight average molecular weight ( $M_w$ ) and the number average molecular weight ( $M_n$ ) for the webs after such aging conditions at various intervals are reported in Table 3. The weight loss after various time intervals of being in water (pH=6.0) at 60°C as described in the Embrittlement Test is reported in Table 4. The weight loss for Example 18 after being subjected to the Composting Simulation Test is reported in Table 5. The webs were evaluated for initial modulus and percent strain at break and the results are set forth in Table 6.

**Comparative Examples L-M**

Two comparative microfiber webs of the poly(vinyl alcohol) resin used in Examples 18-19 with two types of metal stearate and an auto-oxidant were prepared according to the procedure of Examples 1-11 as modified in the procedure of Control I for using one extruder. The amounts and types of metal stearate and auto-oxidant are given in Table 1. The resulting microfiber webs

-16-

had a basis weight of 148 and 140 g/m<sup>2</sup>, respectively, and an average fiber diameter of less than about 10 micrometers.

The weight loss after 300 hours of aging at 60°C in an oven and the weight average molecular weight ( $M_w$ ) and the number average molecular weight ( $M_n$ ) after such aging conditions at various intervals are set forth in Table 3.

#### **Examples 20-21**

Two microfiber webs having a basis weight of 107 g/m<sup>2</sup> and comprising five-layer microfibers having an average diameter of less than about 10 micrometers were prepared according to the procedure of Examples 1-11, except that a poly(lactic acid) (PLA) resin (ECOPLA™, Experimental resin lot # DVD 98, available from Cargill, Inc., Minneapolis, MN) was substituted for the poly(caprolactone) resin in the second extruder.

The microfiber webs were subjected to the Embrittlement Test with the results reported in Table 2. The weight loss after 300 hours of aging at 60°C in an oven and the weight average molecular weight ( $M_w$ ) and the number average molecular weight ( $M_n$ ) after such aging conditions at various intervals are reported in Table 3. The weight loss after various time intervals of being in water (pH=6.0) at 60°C as described above in the Embrittlement Test is given in Table 4. The weight loss of the webs after being subjected to the Composting Simulation Test is reported in Table 5. The webs were evaluated for initial modulus and percent strain at break and the results are given in Table 6.

#### **Comparative Example N**

One comparative microfiber web of the poly(lactic acid) resin used in Examples 20-21 with cobalt stearate and oleic acid was prepared according to the procedure of Examples 1-11 as modified in the procedure of Control I for using one extruder. The amount the metal stearate and auto-oxidant are given in Table 1. The resulting microfiber web had a basis weight of 158 g/m<sup>2</sup> and an average fiber diameter of less than about 10 micrometers.

-17-

The weight loss after 300 hours of aging at 60°C in an oven and the weight average molecular weight ( $M_w$ ) and the number average molecular weight ( $M_n$ ) after such aging conditions at various intervals are set forth in Table 3.

#### 5 **Examples 22-23**

Two microfiber webs having a basis weight of 96 g/m<sup>2</sup> and comprising five-layer microfibers having an average diameter of less than about 10 micrometers were prepared according to the procedure of Examples 1-11, except that a poly(hydroxybutyrate-co-valerate) (18% valerate) (PHBV) resin  
10 (PHBV-18, available from Zeneca Bioproducts, New Castle, DE) was substituted for the poly(caprolactone) resin in the second extruder.

The microfibers of Example 22 are shown in FIGS. 4 and 5. FIG. 4 shows the five-layer microfibers 30 at 2500X magnification containing degradable poly(propylene) layers 32A and 32B and poly(hydroxybutyrate-  
15 valerate) layers 34A, 34B and 34C as initially formed. FIG. 5 shows the microfibers 30 of Example 22 after being subjected to the Compost Simulation Test for 45 days at a magnification of 2500X. The biodegradable layers have eroded, leaving exposed degradable polyolefin fibers 36. Microorganisms 38 which may have aided degradation of the fiber are seen attached to the fiber.

20 The webs were subjected to the Embrittlement Test and the results are set forth in Table 2. The weight loss after 300 hours of aging at 60°C in an oven and the weight average molecular weight ( $M_w$ ) and the number average molecular weight ( $M_n$ ) after such aging conditions at various intervals are given in Table 3. The weight loss after various time intervals of being in water  
25 (pH=6.0) at 60°C as described in the Embrittlement Test is given in Table 4. The weight loss of the webs after being subjected to the Composting Simulation Test is set forth in Table 5. The webs were evaluated for initial modulus and percent strain at break and the results are reported in Table 6.

#### **Examples 24-25**

30 Two microfiber webs having a basis weight of 114 and 102 g/m<sup>2</sup>, respectively, and comprising five-layer microfibers having an average diameter

-18-

of less than about 10 micrometers were prepared according to the procedure of Examples 1-11, except that a hydrolyzable polyester (PES) (Earthguard™, experimental resin lot #930210 available from Polymer Chemistry Innovations, State College, PA) was substituted for the poly(caprolactone) resin in the  
5 second extruder.

The microfiber webs were subjected to the Embrittlement Test and the results are reported in Table 2. The weight loss after 300 hours of aging at 60°C in an oven and the weight average molecular weight ( $M_w$ ) and the number average molecular weight ( $M_n$ ) after such aging conditions at various intervals  
10 are reported in Table 3. The weight loss after various time intervals of being in water (pH=6.0) at 60°C as described in the Embrittlement Test is set forth in Table 4.

The weight loss for Example 24 after being subjected to the Composting Simulation Test is reported in Table 5.

15 The webs were evaluated for initial modulus and percent strain at break and the results are given in Table 6.

Table 1						
Ex. No.	Composition					
	Polymer 1 (g)	Metal Stearate		Auto-oxidant		Pump Ratio
		Amount (g)	Type	Amount (g)	Type	Polymer 1: Polymer 2
Control I	500	0	-	0	-	100 PP:0
Control II	500	0	-	0	-	50 PP:50 PCL
Comp. A	490	0	-	10	oleic acid (OA)	50 PP:50 PCL
Comp. B	490	0	-	10	tung oil (TO)	50 PP:50 PCL
Comp. C	490	0	-	10	stearic acid(SA)	50 PP:50 PCL
1	498.58	1.42	Mn	0	-	50 PP:50 PCL
2	498.58	1.42	Co	0	-	50 PP:50 PCL
3	498.58	1.42	Fe	0	-	50 PP:50 PCL
Comp. D	498.58	1.42	Mn	0	-	100 PP:0
Comp. E	488.58	1.42	Mn	10	OA	100 PP:0
Comp. F	488.58	1.42	Co	10	OA	100 PP:0
4	488.58	1.42	Mn	10	OA	50 PP:50 PCL
5	478.58	1.42	Mn	20	OA	50 PP:50 PCL
6	488.58	1.42	Co	10	OA	50 PP:50 PCL
7	488.58	1.42	Fe	10	OA	50 PP:50 PCL
8	488.58	1.42	Mn	10	TO	50 PP:50 PCL
9a	488.58	1.42	Mn	10	SA	50 PP:50 PCL
9b	488.58	1.42	Mn	10	SA	50 PP:50 PCL
10	488.58	1.42	Mn	10	OA	25 PP:75 PCL
11	488.58	1.42	Mn	10	OA	75 PP:25 PCL
Comp. G	488.58	1.42	Mn	10	OA	100 PCL
Comp. H	488.58	1.42	Co	10	OA	100 PCL
12	488.58	1.42	Mn	10	OA	50 PP:50 PP
13	488.58	1.42	Mn	10	OA	50 PP:50 PET

Table 1 (continued)							
Example No.	Composition						
	Polymer 1	Metal Stearate		Auto-oxidant		Pump Ratio	
	(g)	Amount (g)	Type	Amount (g)	Type	Polymer 1: Polymer 2	
5	14	488.58	1.42	Mn	10	OA	75 PP:25 PET
	Comp. I	488.58	1.42	Co	10	OA	100 PET
	15	488.58	1.42	Mn	10	OA	50 PP:50 PEH
10	16	488.58	1.42	Mn	10	OA	50 PP:50 PUR
	17	488.58	1.42	Mn	10	OA	75 PP:25 PUR
	Comp. J	488.58	1.42	Mn	10	OA	100 PUR
	Comp. K	488.58	1.42	Co	10	OA	100 PUR
	18	488.58	1.42	Mn	10	OA	50 PP:50 PVOH
	19	488.58	1.42	Mn	10	OA	75 PP:25 PVOH
15	Comp. L	488.58	1.42	Mn	10	OA	100 PVOH
	Comp. M	488.58	1.42	Co	10	OA	100 PVOH
	20	488.58	1.42	Mn	10	OA	50 PP:50 PLA
	21	488.58	1.42	Mn	10	OA	75 PP:25 PLA
	Comp. N	488.58	1.42	Co	10	OA	100 PLA
20	22	488.58	1.42	Mn	10	OA	50 PP:50 PHBV
	23	488.58	1.42	Mn	10	OA	75 PP:25 PHBV
	24	488.58	1.42	Mn	10	OA	50 PP:50 PES
	25	488.58	1.42	Mn	10	OA	75 PP:25 PES

-21-

Table 2						
Ex. No.	Hours to Embrittlement					
	in an Oven			in Water	at Room Temp.	
	50°C	60°C	70°C	60°C	25°C	
5	Control II	>611	491	515	NA	>700
	Comp. A	491	168	76	NA	>700
	Comp. B	>611	467	338	NA	>700
	Comp. C	>611	491	443	NA	>700
10	1	611	264	144	NA	>700
	2	361	168	76	NA	>700
	3	>611	443	361	NA	692
	4	338	50	50	>500	504
	5	>611	50	32	NA	521
	6	361	32	32	NA	504
	7	443	264	168	NA	504
	8	467	264	76	NA	692
15	9a	443	192	76	NA	692
	9b	467	264	76	NA	>700
	10	611	288	76	>500	>700
	11	168	32	9	100	364
20	12	32	24	24	200	409
	13	317	317	168	100	432
	14	443	361	338	150	521
	15	77	24	24	300	409
25	16	96	32	32	>500	>700
	17	32	24	24	>500	504
	18	443	338	317	50	>700
	19	317	317	317	50	692
30	20	77	24	24	150	409
	21	77	24	24	50	409
	22	77	32	32	300	409
	23	24	10	9	100	364
	24	>500	491	467	300	>700
	25	338	317	264	150	504

-22-

As can be seen from the data in Table 2, the microfiber webs having the lowest embrittlement times were those containing both a metal stearate salt and an auto-oxidant. However, for webs containing only a metal stearate, the lowest embrittlement time was for Example 2 which contained cobalt stearate followed by Example 1 which contained manganese stearate and Example 3 which contained iron stearate, respectively. This trend in metal stearate activity,  $\text{Co} > \text{Mn} > \text{Fe}$ , was observed in each comparison.

Microfiber webs containing only an auto-oxidant are described in Comparative Examples A-C. These comparative examples demonstrated the improved ability of auto-oxidant containing both unsaturation and an acidic proton to effect the oxidative degradation of a polyolefin as compared as either unsaturation (tung oil) or an acidic proton (stearic acid) alone. The three materials, oleic acid (Comparative example A), tung oil (Comparative example B) and stearic acid (Comparative example C), are descriptive, but not exhaustive of the types of auto-oxidants found useful in this invention.

Examples with a composition (pump ratio) ratio of 50/50 poly(propylene)/Polymer 2 had slower embrittlement times than when Polymer 2 was also poly(propylene). However, many of these examples exhibited an embrittlement time thought to be acceptable for further evaluation, this being embrittlement times  $\leq 336$  hours at  $60^\circ\text{C}$  in the Embrittlement Test described above. The fact that embrittlement of these examples did indeed occur was surprising since Polymer 2 was not expected to be subject to oxidative degradation except where Polymer 2 was poly(propylene) or polyurethane.

In general, as the composition ratios of the microfibers were changed from 25/75 to 50/50 to 75/25 poly(propylene)/Polymer 2, the embrittlement times in the oven were decreased at each temperature investigated due to the higher content of the readily oxidatively degradable component. The same trend was observed for the set of examples having composition ratios for the microfibers of 50/50 to 75/25 poly(propylene)/Polymer 2.

The results for embrittlement times in an oven could not be directly compared to the results in water, since several of the materials used as Polymer



-23-

2 were either water soluble and/or somewhat hydrolytically unstable. Both of these characteristics may be expected to influence the embrittlement of the microfiber webs to an unknown degree.

5

10

15

20

25

Table 3				
Example No.	Weight loss after 300 hours (%)	Time (hours)	Weight Average Molecular Weight ( $M_w$ )	Number Average Molecular Weight ( $M_n$ )
Control I	1.74	0	110000	14600
		50	113000	22500
		150	131000	35800
		315	119000	32700
Comp. D	8.73	0	142000	32200
		50	126000	24800
		150	5720	3180
		315	2880	1960
Comp. E	11.33	0	134000	40600
		50	9150	3390
		150	3290	2220
		315	2710	1980
Comp. F	7.20	0	35500	13300
		50	6220	3360
		150	3910	2490
		315	8760	2190
5	NA	0	81400	24400
		50	14100	4470
		150	18000	4160
		300	15100	4270
9b	NA	0	78800	29300
		50	24900	6700
		150	22800	5010
		300	18200	4520
11	5.5	0	120000	33800
		50	9220	3500
		150	45200	27000
		300	7260	2770

-24-

Table 3 (CONTINUED)				
Example No.	Weight loss after 300 hours (%)	Time (hours)	Weight Average Molecular Weight ( $M_w$ )	Number Average Molecular Weight ( $M_n$ )
5	Comp. G	2.54	0	91700
			50	78600
			150	77500
			315	71200
10	Comp. H	1.49	0	66900
			50	54000
			150	44300
			315	58900
15	12	1.2	0	120000
			50	7690
			150	5330
			300	4660
20	13	0	0	107000
			50	4720
			150	4150
			300	3500
25	14	0	0	123000
			50	4570
			150	3870
			300	3310
30	15	10.3	0	129000
			50	5190
			150	3110
			300	3120
35	Comp. I	1.33	0	NA
			50	95800
			150	5290
			300	4000
40	16	0	0	95800
			50	5290
			150	4000
			300	4060

-25-

Table 3 (CONTINUED)				
Example No.	Weight loss after 300 hours (%)	Time (hours)	Weight Average Molecular Weight ( $M_w$ )	Number Average Molecular Weight ( $M_n$ )
5	17	0	119000	32200
			5060	2860
			4900	2770
			4500	2610
	Comp. J	11.44	37700	18600
			6390	2460
			4220	2100
			5070	2140
10	Comp. K	3.87	25300	8510
			6180	2600
			6250	2470
			8220	2670
15	18	55.8	109000	42200
			35800	5310
			5900	3000
			3560	2530
	19	38.5	95800	30400
			5810	3080
			5590	2960
			3650	2360
20	Comp. L	12.11	14700	4850
			14900	4870
			14700	5080
			15100	5100
25	Comp. M	12.41	14600	5010
			14700	5160
			14900	5120
			14900	5190
	20	9.5	55800	13200
			18000	5760
			16000	4980
			12600	4340

-26-

Table 3 (CONTINUED)				
Example No.	Weight loss after 300 hours (%)	Time (hours)	Weight Average Molecular Weight ( $M_w$ )	Number Average Molecular Weight ( $M_n$ )
5	21	11.4	0	115000
			50	28300
			150	9350
			300	8940
10	Comp. N	2.41	0	3470
			50	6710
			150	31800
			315	33300
15	22	0	0	103000
			50	44800
			150	4760
			300	3770
20	23	1.5	0	2370
			50	3590
			150	112000
			300	4270
25	24	1.8	0	49800
			50	2700
			150	3550
			300	4230
30	25	3.5	0	113000
			50	52700
			150	3990
			300	4180
35	25	3.5	0	2890
			50	124000
			150	4580
			300	4080
40	25	3.5	0	2520
			50	2300
			150	124000
			300	4580

As can be seen from the data in Table 3, Control I which was 100 percent poly(propylene) without metal stearate or auto-oxidant had very little weight loss after 300 hours in an oven at 60°C and no decrease in weight average molecular weight ( $M_w$ ) or number average molecular weight ( $M_n$ ), indicating substantially no degradation. Comparative examples which have microfibers of 100 percent poly(propylene) with manganese stearate alone,

-27-

manganese stearate or cobalt stearate and oleic acid degraded extensively, as evidenced by weight loss and molecular weight decrease.

The molecular weight data indicates that no degradation occurred in webs having microfibers of 100 percent poly(caprolactone) with manganese or cobalt stearate and oleic acid, webs having microfibers of 100 percent poly(vinyl alcohol) with manganese or cobalt stearate and oleic acid, and the web having microfibers of 100 percent poly(lactic acid) with cobalt stearate and oleic acid.

In the comparative example having microfibers of 100 percent modified poly(ethylene terephthalate) (PET) with cobalt stearate and oleic acid, there was little weight loss and no molecular weight data was obtained due to insolubility of this polymer in appropriate solvents.

In the examples which contained five-layer microfibers of 50/50 poly(propylene)/poly(caprolactone) with manganese stearate and oleic acid or stearic acid in the poly(propylene) and in the example which contained five-layer microfibers 75/25 poly(propylene)/poly(caprolactone) also with manganese stearate and oleic acid in the poly(propylene), the poly(caprolactone) degraded as well as the poly(propylene). However, the poly(caprolactone) fraction degraded more slowly than the poly(propylene) fraction and the 50/50 combination peaked at a higher molecular weight during degradation.

In the following examples, each fiber layer, whether it contained manganese stearate or cobalt stearate and an auto-oxidant or not, was observed to undergo extensive degradation, evidenced by weight loss and/or molecular weight decrease: webs of comparative examples having microfibers of 100% poly(propylene) with manganese stearate and oleic acid in some of the poly(propylene) layers, the web having five-layer microfibers of 50/50 poly(propylene)/Kodak™ AQ polyester (PEH) with manganese stearate and oleic acid in the poly(propylene) layers, and the webs having five-layer microfibers of 50/50 and 75/25 poly(propylene)/polyurethane respectively with manganese stearate and oleic acid in the poly(propylene) layers. However, 100% polyurethane with manganese or cobalt stearate and oleic acid degraded on its

-28-

own. Webs having five-layer microfibers of 50/50 and 75/25 poly(propylene)/poly(vinyl alcohol) with manganese stearate and oleic acid in the poly(propylene) layers, webs having five-layer microfibers of 50/50 and 75/25 poly(propylene)/poly(hydroxybutyrate-valerate) with manganese stearate and oleic acid in the poly(propylene) layers each showed extensive degradation in each layer.

In the webs having five-layer microfibers of 50/50 and 75/25 poly(propylene)/hydrolyzable polyester (PES) with manganese stearate and oleic acid in the poly(propylene) layers, the molecular weight data on the 50/50 poly(propylene)/hydrolyzable polyester web did not clearly indicate degradation, but the results on the 75/25 poly(propylene)/hydrolyzable polyester web indicated degradation of the entire web.

In the webs having five-layer microfibers of 50/50 and 75/25 poly(propylene)/poly(lactic acid) with manganese stearate and oleic acid in the poly(propylene) layers, the molecular weight changes indicated minor degradation.

In the webs having five-layer microfibers of 50/50 and 75/25 poly(propylene)/modified poly(ethylene terephthalate) (PET) with manganese stearate and oleic acid in the poly(propylene) layers, the molecular weight data was inconclusive as to the degradation of the modified poly(ethylene terephthalate) due to insolubility, but the poly(propylene) layers were degraded.

-29-

Table 4						
Example No.	50 hours (%)	100 hours (%)	150 hours (%)	200 hours (%)	300 hours (%)	500 hours (%)
5	4	<1	<1	<1	<1	2
	10	<1	<1	<1	<1	2
	11	<1	1.3	1.3	2.2	emb
	12	<1	<1	<1	1.2	emb
	13	<1	<1	<1	<1	3
10	14	<1	<1	<1	<1	9.8
	15	8.2	9.2	9.6	8.5	10.2
	16	<1	<1	<1	<1	<1
	17	<1	<1	<1	<1	<1
	18	56	60.6	65.2	65.4	63.8
15	19	42.9	49.5	48.8	41.3	40.3
	20	1.2	2	8.1	8	9.5
	21	1.2	3.2	4.6	5.1	11.4
	22	<1	<1	<1	<1	<1
	23	1.2	<1	3	<1	1.5
20	24	<1	<1	<1	<1	1.8
	25	<1	<1	<1	<1	3.5

The results in Table 4 indicate that webs containing water soluble or hydrolytically degradable polymers had relatively high percent weight losses in the Weight Loss Test in water at 60°C. Webs which underwent weight loss and/or disintegrated in this test were expected to perform well in the Compost Simulated Test. The embrittlement data for these examples were described in Table 2.

-30-

Table 5					
Example No.	Time (days)	Initial Weight (g)	Final Weight (g)	Weight Loss (%)	
5	4	10	0.3368	0.2500	25.77
		20	0.3341	0.2077	37.83
		30	0.3254	0.1964	39.64
		45	0.3744	0.2193	41.43
10	10	10	0.3994	0.3478	12.92
		20	0.4023	0.2079	48.32
		30	0.4076	0.1996	51.03
		45	0.3961	0.2020	49.00
10	11	10	0.3602	0.3658	-1.55
		20	0.3965	0.3431	13.47
		30	0.3568	0.3080	13.68
		45	0.3595	0.2910	19.05
15	13	10	0.3636	0.3600	0.99
		20	0.4115	0.4085	0.73
		30	0.3410	0.3483	-2.14
		45	0.3869	0.3921	-1.34
15	15	10	0.3794	0.3652	3.74
		24	0.4041	0.3837	5.05
		30	0.3686	0.3553	3.61
		45	0.3543	0.3371	4.85
20	16	10	0.3778	0.3795	-0.45
		24	0.3526	0.3629	-2.92
		30	0.3668	0.3733	-1.77
		45	0.3543	0.3751	-5.87
25	18	10	0.4218	0.2161	48.77
		20	0.4001	0.2152	46.21
		30	0.4538	0.2657	41.45
		45	0.4367	0.2291	47.54
25	20	10	0.3623	0.3520	2.84
		20	0.3989	0.3602	9.70
		30	0.3875	0.3303	14.76
		45	0.3894	0.2968	23.78



- 31 -

Table 5 (CONTINUED)				
Example No.	Time (days)	Initial Weight (g)	Final Weight (g)	Weight Loss (%)
21	10	0.3663	0.3551	3.06
	20	0.3611	0.3575	1.00
	30	0.3980	0.3780	5.03
	45	0.3486	0.3213	7.83
22	10	0.3994	0.3970	0.60
	20	0.4056	0.2993	26.21
	30	0.3678	0.2706	26.43
	45	0.3817	0.2808	26.43
23	10	0.3757	0.3652	2.79
	20	0.4079	0.3584	12.14
	30	0.3971	0.3620	8.84
	45	0.3765	0.3452	8.31
24	10	0.4179	0.4173	0.14
	20	0.4170	0.4097	1.75
	30	0.4322	0.4260	1.43
	45	0.4192	0.4129	1.50

The data in Table 5 demonstrates that webs containing biodegradable or hydrolyzable resins showed significant weight loss when subjected to the Composting Simulation Test. In addition, webs were tested for embrittlement at two to three day intervals. Webs having five-layer microfibers of 50/50 poly(propylene)/poly(caprolactone), 25/75 poly(propylene)/poly(caprolactone), and 75/25 poly(propylene)/poly(caprolactone), respectively, with manganese stearate and oleic acid in the poly(propylene) contain poly(caprolactone) which is biodegradable. The web of 25/75 poly(propylene)/poly(caprolactone) was actually embrittled in 30 days in the compost and the webs of 50/50 poly(propylene)/poly(caprolactone) and 75/25 poly(propylene)/poly(caprolactone) both embrittled in 49 days in the compost. The web having five-layer microfibers of 50/50 poly(propylene)/poly(vinyl alcohol) with manganese stearate and oleic acid in the poly(propylene) contains the poly(vinyl

-32-

alcohol) which is water soluble and biodegradable and the web was embrittled after 42 days in the compost. The web having five-layer microfibers of 50/50 poly(propylene)/poly(lactic acid) with manganese stearate and oleic acid in the poly(propylene) contains the poly(lactic acid) which is biodegradable and the

5 web was embrittled in 42 days of testing and the web of 75/25 poly(propylene)/poly(lactic acid) embrittled in 49 days. The web having five-layer microfibers of 50/50 poly(propylene)/poly(hydroxybutyrate-valerate) with manganese stearate and oleic acid in the poly(propylene) contains the biodegradable poly(hydroxybutyrate-valerate) and embrittled in 49 days. The

10 remaining samples in Table 5 were not seen to undergo embrittlement during the 58 day test period.

-33-

Table 6		
Example No.	Modulus (MPa)	Strain @ Break (%)
Control II	18.09	38
Comp. A	9.66	80
Comp. B	8.43	132
Comp. C	19.87	74
1	11.60	54
2	8.84	45
3	16.06	74
4	10.44	97
5	7.84	98
6	10.79	49
7	10.08	102
8	9.97	88
9a	10.52	87
9b	14.47	56
10	10.88	70
11	15.69	137
12	24.48	127
13	12.77	69
14	3.00	85
15	24.77	125
16	9.62	929
17	12.93	268
18	4.89	52
22	32.42	175
23	27.59	206
24	8.47	126
25	12.34	82

As can be seen from the data in Table 6, tensile modulus and percent strain at break, measured on the initial five-layer webs indicates that the webs of the invention initially had useable tensile moduli.

**Examples 26-36**

Eleven microfiber webs having a basis weight as shown in Table 7 and comprising two-layer microfibers having an average diameter of less than about 10 micrometers were prepared according to the procedure of Examples 1-11, 5 except the poly(propylene) and poly(caprolactone) melt streams were delivered to a two-layer feedblock, the first extruder was heated to about 240°C, the second extruder was heated to about 190°C, the feedblock assembly was heated to about 240°C, the die and air temperatures were maintained at about 240°C and 243°C, respectively. The amount of manganese stearate and/or the amount 10 of oleic acid used in the poly(propylene) and/or the poly(caprolactone) and the pump ratios are given in Table 7.

Examples 26-30 were exposed to three different temperatures in an oven to determine the amount of time needed to embrittle the webs as described in the test procedures above. Examples 26-30 were aged at a higher temperature 15 (93°C) in an oven and removed at regular intervals to determine weight loss as described in the test procedures above. The results are given in Table 8.

Examples 31-32 were aged at 93°C for intervals of 50, 100, 150, 200, and 250 hours and the weight loss determined. The results are given in Table 9.

20 Examples 33-36 were also aged at 93°C for intervals of 150 and 250 hours and the loss of weight determined. In addition to the weight loss, weight average molecular weights and number average molecular weights were determined using gel permeation chromatography (GPC). The results are given in Table 10.

**25 Examples 37-38**

Two microfiber webs comprising three-layer microfibers having an average diameter of less than about 10 micrometers were prepared according to the procedure of Examples 26-36, except that the poly(propylene) and poly(caprolactone) melt streams were delivered to a three-layer feedblock. The 30 amount of manganese stearate used in the poly(propylene) and the pump ratios are given in Table 7.

-35-

Examples 37-38 were aged at 93°C for intervals of 50, 100, 150, 200, and 250 hours and the loss of weight determined. The results are given in Table 9.

**Examples 39-40**

5 Two microfiber webs comprising five-layer microfibers having an average diameter of less than about 10 micrometers were prepared according to the procedure of Examples 26-36, except that the poly(propylene) and poly(caprolactone) melt streams were delivered to a five-layer feedblock. The amount of manganese stearate used in the poly(propylene) and the pump ratios  
10 are given in Table 7.

Examples 39-40 were aged at 93°C for intervals of 50, 100, 150, 200, and 250 hours and the loss of weight determined. The results are given in Table 9.

**Examples 41-42**

15 Two microfiber webs comprising nine-layer microfibers having an average diameter of less than about 10 micrometers were prepared according to the procedure of Examples 26-36, except that the poly(propylene) and poly(caprolactone) melt streams were delivered to a nine-layer feedblock. The amount of manganese stearate used in the poly(propylene) and the pump ratios  
20 are given in Table 7.

Examples 41-42 were aged at 93°C for intervals of 50, 100, 150, 200, and 250 hours and the loss of weight determined. The results are given in Table 9.

**Examples 43-44**

25 Two microfiber webs comprising nine-layer microfibers having an average diameter of less than about 10 micrometers were prepared according to the procedure of Examples 41-42 except that a different polypropylene (Dypro™ 3576 available from Shell Chemical Co., Houston, TX) was substituted for the polypropylene resin in the first extruder. The amount of manganese stearate  
30 used in the poly(propylene) and the pump ratios are given in Table 7.

-36-

Examples 43-44 were aged at 93°C for intervals of 150 and 250 hours and the loss of weight determined. In addition to the weight loss, weight average molecular weights and number average molecular weights were determined using GPC. The results are given in Table 10.

#### 5 **Examples 45-53**

Nine microfiber webs comprising twenty-seven-layer microfibers having an average diameter of less than about 10 micrometers were prepared according to the procedure of Examples 26-36, except that the poly(propylene) and poly(caprolactone) melt streams were delivered to a twenty-seven-layer  
10 feedblock. The amount of manganese stearate and/or the amount of oleic acid used in the poly(propylene) and/or the poly(caprolactone) and the pump ratios are given in Table 7.

Examples 45-49 were exposed to three different temperatures in an oven to determine the amount of time needed to embrittle the webs as described in  
15 the test procedures above. Examples 26-30 were aged at a higher temperature (93°C) in an oven and removed at regular intervals to determine weight loss as described in the test procedures above. The results are given in Table 8.

Examples 50-52 were aged at 93°C for intervals of 50, 100, 150, 200, and 250 hours and the loss of weight determined. The results are given in  
20 Table 9.

Example 53 was also aged at 93°C for intervals of 150 and 250 hours and the loss of weight determined. In addition to the weight loss, weight average molecular weights and number average molecular weights were determined using GPC. The results are given in Table 10.

#### 25 **Control Web III**

A control web comprising twenty-seven-layer microfibers having an average diameter of less than about 10 micrometers was prepared according to the procedure of Control Web II, except that the poly(propylene) and poly(caprolactone) melt streams were delivered to a twenty-seven-layer  
30 feedblock.

-37-

Control Web III was aged at 93°C for intervals of 150 and 250 hours and the loss of weight determined. In addition to the weight loss, weight average molecular weights and number average molecular weights were determined using GPC. The results are given in Table 10.

Table 7								
Ex. No.	PP Polymer 1 (g)	PCL Polymer 2 (g)	Mn Stearate	Oleic Acid	Pump Ratio	No. of layers	Basis Weight (g/m <sup>2</sup> )	
			Amount (g)	Amount (g)	Polymer 1: Polymer 2			
5	26	750	500	2.5 in PCL	0	90 PP:10 PCL	2	50
	27	750	500	0.417 in PP	0	90 PP:10 PCL	2	51
	28	750	500	2.5 in PCL	16.7 in PP	90 PP:10 PCL	2	52
	29	750	500	0.417 in PP	16.7 in PP	90 PP:10 PCL	2	50
10	30	750	500	2.5 in PCL 0.417 in PP	0	90 PP:10 PCL	2	52
	31	750	500	2.5 in PCL	0	90 PP:10 PCL	2	
	32	750	500	0.5 in PP	0	75 PP:25 PCL	2	
	33	500	500	0.5 in PCL	0	75 PP:25 PCL	2	21
15	34	500	500	0.5 in PCL	0	50 PP:50 PCL	2	100
	35	500	500	0.5 in PP	0	50 PP:50 PCL	2	100
	36	500	500	0.5 in PP	0	50 PP:50 PCL	2	26
	37	750	500	0.42 in PP	0	90 PP:10 PCL	3	
20	38	750	500	0.5 in PP	0	75 PP:25 PCL	3	
	39	750	500	0.42 in PP	0	90 PP:10 PCL	5	
	40	750	500	0.5 in PP	0	75 PP:25 PCL	5	
	41	750	500	0.42 in PP	0	90 PP:10 PCL	9	50
25	42	750	500	0.5 in PP	0	75 PP:25 PCL	9	49
	43	750	500	0.5 in PP	0	90 PP:10 PCL	9	100
	44	750	500	0.5 in PP	0	60 PP:40 PCL	9	100
	45	750	500	2.5 in PCL	0	90 PP:10 PCL	27	51
30	46	750	500	0.417 in PP	0	90 PP:10 PCL	27	50
	47	750	500	2.5 in PCL	16.7 in PP	90 PP:10 PCL	27	51
	48	750	500	0.417 in PP	16.7 in PP	90 PP:10 PCL	27	50
	49	750	500	2.5 in PCL 0.417 in PP	0	90 PP:10 PCL	27	51
	50	750	500	0.42 in PP	0	90 PP:10 PCL	27	50

-38-

Table 7 (CONTINUED)							
Ex. No.	PP Polymer 1 (g)	PCL Polymer 2 (g)	Mn Stearate	Oleic Acid	Pump Ratio	No. of layers	Basis Weight (g/m <sup>2</sup> )
			Amount (g)	Amount (g)	Polymer 1: Polymer 2		
51	750	500	0.5 in PP	0	75 PP:25 PCL	27	51
52	750	500	1.0 in PCL	0	75 PP:25 PCL	27	51
53	750	750	0.5 in PP	0	50 PP:50 PCL	27	100
Control III	750	750	0	0	50 PP:50 PCL	27	100

Table 8						
Ex. No.	Composition	Time to Embrittlement (hours)			Weight Loss at 93°C in an Oven	
		at 70°C	at 60°C	at 49°C	Time (hrs)	Weight Loss (%)
Two-Layer Fibers						
26	Mn in PCL	360	600	>600	150	5.39
					250	11.51
27	Mn in PP	145	360	530	150	5.61
					250	11.57
28	Mn in PCL, OA in PP	50	120	120	150	6.12
					250	10.01
29	Mn & OA in PP	25	48	95	150	7.02
					250	11.37
30	Mn in PCL & PP	77	120	360	150	8.75
					250	15.49
Twenty-seven-Layer Fibers						
45	Mn in PCL	360	600	>600	150	4.19
					250	13.34
46	Mn in PP	145	360	550	150	6.53
					250	13.62
47	Mn in PCL, OA in PP	25	48	95	150	5.88
					250	10.21
48	Mn & OA in PP	25	48	95	150	6.27
					250	10.95
49	Mn in PCL & PP	50	360	360	150	8.71
					250	14.90



-39-

When only manganese stearate was used, the lowest embrittlement times were observed for the webs where manganese stearate was added to both the poly(propylene) and poly(caprolactone). The placement of the manganese stearate only in the poly(propylene) layers was also effective, as was, surprisingly, placement of manganese stearate only in the poly(caprolactone) layers.

Webs containing both manganese stearate and oleic acid in poly(propylene) exhibited the lowest times to embrittlement. Webs containing manganese stearate in poly(caprolactone) and oleic acid in poly(propylene) had the next lowest times to embrittlement followed by webs containing manganese stearate in both poly(propylene) and poly(caprolactone).

Holding web composition constant, the number of layers had little effect on the amount of degradation as can be seen in the percent weight loss. Time to embrittlement appeared to be the better indicator of performance of a degradable web than the high temperature weight loss results.

Table 9						
Ex. No.	Layers	50 hrs (%)	100 hrs (%)	150 hrs (%)	200 hrs (%)	250 hrs (%)
31	2	2.03	10.15	14.29	19.22	21.90
32	2	-0.32	6.56	12.76	15.22	17.87
37	3	3.33	8.89	16.65	18.90	23.80
38	3	3.34	12.64	22.10	22.41	23.87
39	5	-1.74	6.51	12.12	14.44	16.50
40	5	-1.90	4.34	8.43	11.60	13.79
41	9	1.39	11.38	15.93	19.08	21.96
42	9	0.03	6.85	10.93	13.36	16.02
50	27	4.73	16.46	22.12	26.52	28.60
51	27	-1.92	5.97	11.27	15.92	17.15
52	27	0.2	7.11	14.23	16.87	20.25

-40-

As can be seen from the data in Table 9, webs containing two-, three-, five-, nine- and twenty-seven-layer microfibers exhibited weight loss upon aging in the oven at 93°C. Time appeared to be the only consistently significant factor shown by statistical analysis. In general, higher weight losses were  
5 observed for samples containing higher percentages of poly(propylene). The highest percent weight losses were observed for the three- and twenty-seven-layer webs.

-41-

Table 10							
Ex. No.	Layers	Weight Loss at 93°C			Time (hrs)	Weight Average Molecular weight ( $M_w$ )	Number Average Molecular Weight ( $M_n$ )
		150 hrs	200 hrs	250 hrs			
33	2	13.30	-	18.39	0	33300	8940
					150	1180	980
					250	1030	900
34	2	9.41	-	13.29	0	35500	11800
					150	1220	980
					250	860	800
35	2	6.10	-	11.74	0	35500	11800
					150	1060	280
					250	960	860
36	2	17.29	-	27.08	0	35500	11800
					150	960	860
					250	850	780
43	9	-	10.40	-	0	145000	30600
					200	1460	1030
44	9	-	14.60	-	0	135000	24600
					200	1240	1060
Control III	27	-	-0.07	-	0	31500	11300
					200	33700	11400
53	27	-	14.28	-	0	35600	11800
					200	1070	930

20

As can be seen from the data in Table 10, the twenty-seven-layer web containing no manganese stearate had no significant molecular weight change or weight loss, while the twenty-seven-layer microfiber web containing manganese stearate in the poly(propylene) underwent significant weight loss upon aging and the molecular weight changes were significant. Similar results were observed

25

- 42 -

for the two- and nine-layer microfiber webs of equivalent basis weight. Webs produced from two-layer microfibers with a lower basis weight had higher percent weight losses upon aging at 93°C due to the greater web surface area per mass. Any differences observed in the extent of degradation, as evidenced  
5 by molecular weight change, for the web examples containing two-, nine- or twenty-seven-layer microfibers were insignificant.

Various modifications and alterations of this invention will be apparent to those skilled in the art without departing from the scope and spirit of this invention and this invention should not be restricted to that set forth herein for  
10 illustrative purposes.

We claim:

1. Multilayer melt blown microfibers comprising
  - (a) at least one layer of polyolefin resin and at least one layer of polycaprolactone resin, at least one of the polyolefin or polycaprolactone resins containing a transition metal salt; or
  - (b) at least one layer of polyolefin resin containing a transition metal salt and at least one layer of a degradable resin or transition metal salt-free polyolefin resin.
2. The multilayer melt blown microfibers of claim 1 wherein said polyolefin is poly(ethylene), poly(propylene), copolymers of ethylene and propylene, poly(butylene), poly(4-methyl-1-pentene) or a combination thereof.
3. The multilayer melt blown microfibers of claim 1 wherein said degradable resin is biodegradable, compostable, hydrolyzable, water soluble or a combination thereof.
4. The multilayer melt blown microfibers of claim 3 wherein said biodegradable resin is poly(caprolactone), a poly(hydroxyalkanoate), poly(vinyl alcohol), poly(ethylene vinyl alcohol), poly(ethylene oxide) or plasticized carbohydrate.
5. The multilayer melt blown microfibers of claim 4 wherein said poly(hydroxyalkanoate) is poly(hydroxybutyrate) or poly(hydroxybutyrate-valerate).
6. The multilayer melt blown microfibers of claim 3 wherein said compostable resin is a modified poly(ethylene terephthalate) or an extrudable starch-based resin.

7. The multilayer melt blown microfibers of claim 3 wherein said hydrolyzable resin is poly(lactic acid), a cellulose ester, poly(vinyl acetate), a polyester amide, hydrolytically sensitive polyester or a polyurethane.
- 5        8. The multilayer melt blown microfibers of claim 3 wherein said water soluble resin is poly(vinyl alcohol) or poly(acrylic acid).
9. The multilayer melt blown microfibers of claim 1 wherein said transition metal salts have organic or inorganic ligands.
- 10       10. The multilayer melt blown microfibers of claim 9 wherein said organic ligands are octanoates, acetates, stearates, oleates, naphthenates, linoleates or tallates.
- 15       11. The multilayer melt blown microfibers of claim 9 wherein said inorganic ligands are chlorides, nitrates or sulfates.
12. The multilayer melt blown microfibers of claim 1 wherein said transition metal is cobalt, manganese, copper, cerium, vanadium, or iron.
- 20       13. The multilayer melt blown microfibers of claim 1 wherein said transition metal is present in the polymer composition in an amount of about 5 to 500 ppm.
- 25       14. The multilayer melt blown microfibers of claim 1 further comprising a fatty acid, fatty acid ester or combination thereof.
15. The multilayer melt blown microfibers of claim 14 wherein said fatty acid, fatty acid ester or combination thereof is present in the polymer
- 30 composition at a concentration of about 0.1 to 10 weight percent.

16. The multilayer melt blown microfibers of claim 14 wherein said fatty acid is oleic acid, linoleic acid, eleostearic acid, or stearic acid.

17. The multilayer melt blown microfibers of claim 14 wherein said  
5 fatty acid ester is tung oil, linseed oil or fish oil.

18. The multilayer melt blown microfibers of claim 14 wherein said fatty acid is present in sufficient concentration to provide a concentration of free acid species greater than 0.1 percent by weight based on the total  
10 composition.

19. The multilayer melt blown microfibers of claim 14 wherein said fatty acid ester is present in sufficient concentration to provide a concentration of unsaturated species greater than 0.1 percent by weight based on the total  
15 composition.

20. The multilayer melt blown microfibers of claim 14 wherein said combination of fatty acid and fatty acid ester is present in sufficient concentration to provide a concentration of unsaturated species greater than 0.1  
20 percent by weight and 0.1 percent by weight based on the total composition.

21. A web comprising multilayer melt blown microfibers comprising  
(a) at least one layer of polyolefin resin and at least one layer of polycaprolactone resin, at least one of the polyolefin or  
25 polycaprolactone resins containing a transition metal salt; or  
(b) at least one layer of polyolefin resin containing a transition metal salt and at least one layer of a degradable resin or transition metal salt-free polyolefin resin.

-46-

22. The web of claim 21 wherein said web degrades to embrittlement within about 14 days at a temperature of 60°C and a relative humidity of at least 80%.

- 5           23. The web of claim 21 further comprising a fatty acid, fatty acid ester or combination thereof.



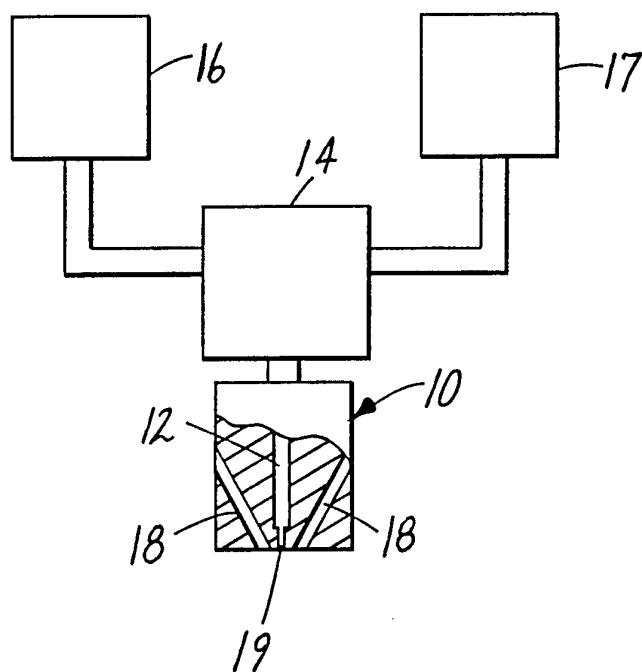


FIG.1

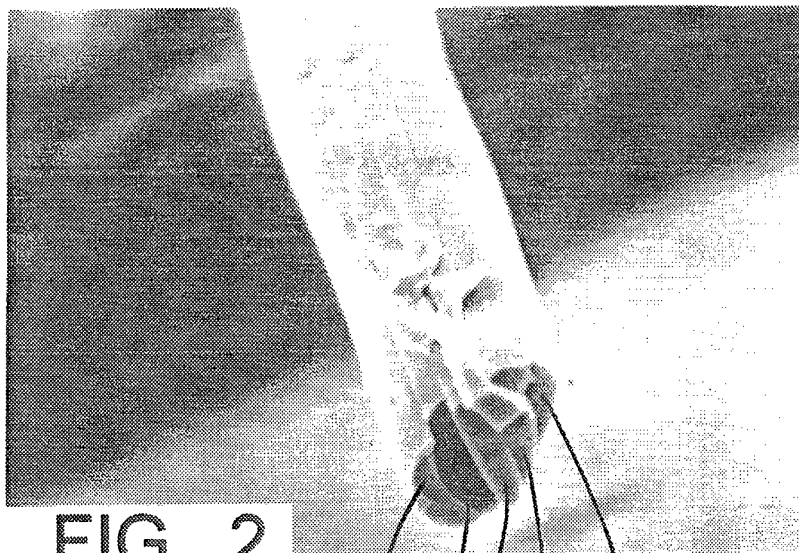


FIG. 2

24A 24B 24C  
22A 22B

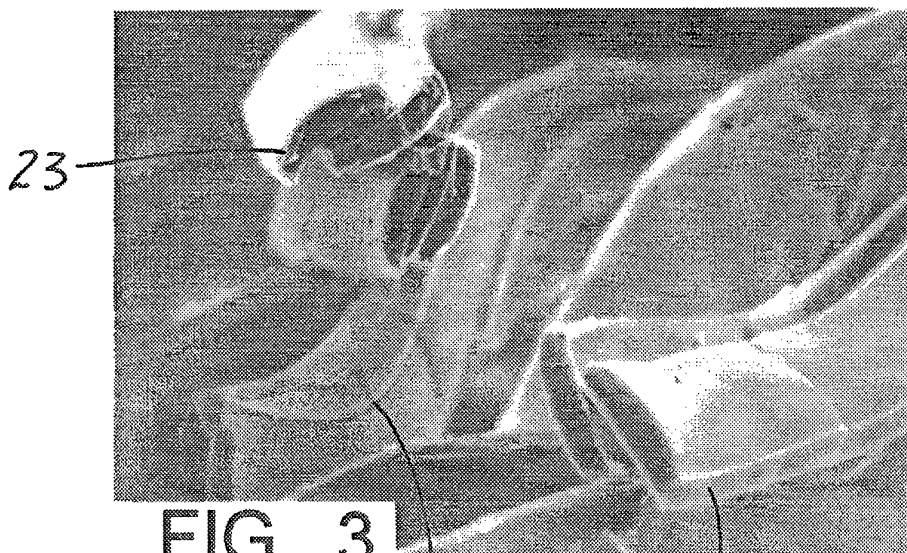
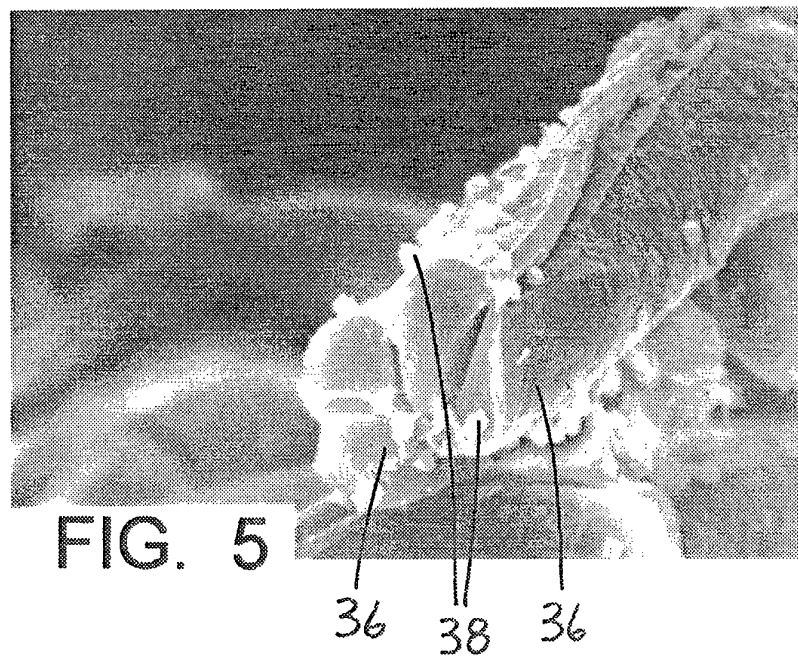
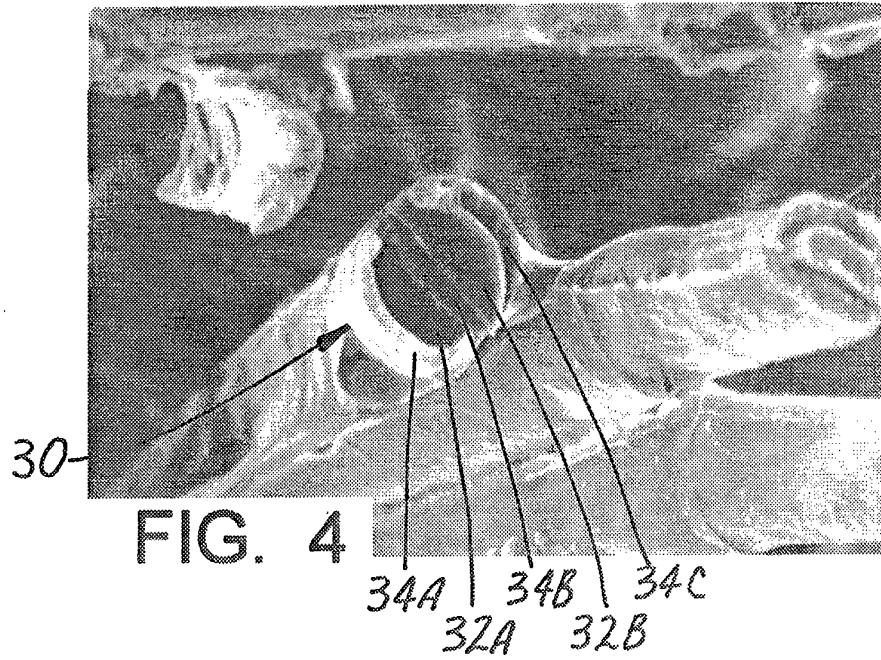


FIG. 3

23

23



# INTERNATIONAL SEARCH REPORT

International Application No  
PCT/US 95/05890

## A. CLASSIFICATION OF SUBJECT MATTER

IPC 6 D01F8/06 D01F8/14 D01F8/04 D01D5/098 D04H1/56

According to International Patent Classification (IPC) or to both national classification and IPC

## B. FIELDS SEARCHED

Minimum documentation searched (classification system followed by classification symbols)

IPC 6 D01F D01D D04H

Documentation searched other than minimum documentation to the extent that such documents are included in the fields searched

Electronic data base consulted during the international search (name of data base and, where practical, search terms used)

## C. DOCUMENTS CONSIDERED TO BE RELEVANT

Category *	Citation of document, with indication, where appropriate, of the relevant passages	Relevant to claim No.
Y	US,A,5 207 970 (JOSEPH EUGENE G ET AL) 4 May 1993 cited in the application see the whole document ---	1-4,6, 8-23
Y	US,A,5 108 807 (TUCKER EDWARD B) 28 April 1992 see the whole document ---	1-4,6, 8-23
P,Y	EP,A,0 649 594 (SHAKESPEARE CO) 26 April 1995 see the whole document ---	6
A	US,A,3 935 141 (POTTS JAMES EDWARD ET AL) 27 January 1976 see the whole document & US,A,4 067 836 cited in the application ---	1-23
-/--		

☒ Further documents are listed in the continuation of box C.

☒ Patent family members are listed in annex.

### \* Special categories of cited documents :

- "A" document defining the general state of the art which is not considered to be of particular relevance
- "E" earlier document but published on or after the international filing date
- "L" document which may throw doubts on priority claim(s) or which is cited to establish the publication date of another citation or other special reason (as specified)
- "O" document referring to an oral disclosure, use, exhibition or other means
- "P" document published prior to the international filing date but later than the priority date claimed

- "T" later document published after the international filing date or priority date and not in conflict with the application but cited to understand the principle or theory underlying the invention
- "X" document of particular relevance; the claimed invention cannot be considered novel or cannot be considered to involve an inventive step when the document is taken alone
- "Y" document of particular relevance; the claimed invention cannot be considered to involve an inventive step when the document is combined with one or more other such documents, such combination being obvious to a person skilled in the art.
- "&" document member of the same patent family

Date of the actual completion of the international search

1 September 1995

Date of mailing of the international search report

05 -09- 1995

Name and mailing address of the ISA

European Patent Office, P.B. 5818 Patentlaan 2  
NL - 2280 HV Rijswijk  
Tel. (+ 31-70) 340-2040, Tx. 31 651 epo nl,  
Fax (+ 31-70) 340-3016

Authorized officer

Tarrida Torrell, J

# INTERNATIONAL SEARCH REPORT

Intern. Application No  
PCT/US 95/05890

## C.(Continuation) DOCUMENTS CONSIDERED TO BE RELEVANT

Category *	Citation of document, with indication, where appropriate, of the relevant passages	Relevant to claim No.
A	EP,A,0 518 003 (FREUDENBERG CARL FA) 16 December 1992 ---	
A	US,A,5 147 712 (MIYAHARA YOSHIKI ET AL) 15 September 1992 ---	
A	DATABASE WPI Section Ch, Week 9440 Derwent Publications Ltd., London, GB; Class A23, AN 94-322680 & JP,A,06 248 551 ( KURARAY CO LTD) , 6 September 1994 see abstract -----	

# INTERNATIONAL SEARCH REPORT

Information on patent family members

International Application No

PCT/US 95/05890

Patent document cited in search report	Publication date	Patent family member(s)	Publication date
US-A-5207970	04-05-93	EP-A- 0606244 JP-T- 6511048 WO-A- 9307320	20-07-94 08-12-94 15-04-93
US-A-5108807	28-04-92	CA-C- 2030852	25-04-95
EP-A-0649594	26-04-95	US-A- 5429073 AU-B- 7433294 BR-A- 9403776 CA-A- 2130939 FI-A- 944440 JP-A- 7184503 NO-A- 943929	04-07-95 18-05-95 20-06-95 27-04-95 27-04-95 25-07-95 27-04-95
US-A-3935141	27-01-76	BE-A- 789277 CA-A- 1089580 CA-A- 1061037 DE-A- 2247170 FR-A, B 2154596 GB-A- 1412396 GB-A- 1412021 US-A- 4067836 AU-A- 4714672	26-03-73 11-11-80 21-08-79 05-04-73 11-05-73 05-11-75 29-10-75 10-01-78 04-04-74
EP-A-0518003	16-12-92	DE-C- 4119455 CA-A- 2071133 JP-A- 5195407	17-09-92 14-12-92 03-08-93
US-A-5147712	15-09-92	JP-A- 4057948	25-02-92