



US00D444660S

(12) **United States Design Patent** (10) **Patent No.:** **US D444,660 S**
Colson et al. (45) **Date of Patent:** **** Jul. 10, 2001**

(54) **VANE FOR USE IN COVERINGS FOR ARCHITECTURAL OPENINGS**

4,930,562 6/1990 Goodman .
5,012,552 5/1991 Wulf .
5,101,876 4/1992 Zak .
5,141,042 * 8/1992 Schwaegerie 160/236
5,196,000 3/1993 Clear et al. .

(75) Inventors: **Wendell B. Colson**, Weston, MA (US);
Jason T. Throne, Steamboat Springs, CO (US)

(List continued on next page.)

(73) Assignee: **Hunter Douglas Inc.**, Upper Saddle River, NJ (US)

FOREIGN PATENT DOCUMENTS

(**) Term: **14 Years**

387188 3/1940 (CA) .
837171 4/1952 (DE) .
2644354 8/1978 (DE) 160/236
2920323 11/1980 (DE) .
3207850 9/1983 (DE) .
3312988 10/1984 (DE) .
9001429 5/1990 (DE) .
288937 7/1987 (EP) .
469695 2/1992 (EP) .
623832 5/1949 (GB) .
2275074 8/1994 (GB) .

(21) Appl. No.: **29/136,673**

(22) Filed: **Feb. 5, 2001**

Related U.S. Application Data

OTHER PUBLICATIONS

(62) Division of application No. 29/128,494, filed on Aug. 25, 2000, which is a division of application No. 09/256,129, filed on Feb. 24, 1999, now Pat. No. 6,170,552, which is a continuation of application No. 08/853,307, filed on May 8, 1997, now Pat. No. 5,960,850, which is a continuation of application No. 08/437,959, filed on May 10, 1995, now abandoned.

Spanish Disclosure No. 144292 dated Dec. 26, 1968 (no translation available).

(51) **LOC (7) Cl.** **06-11**

Primary Examiner—Mitchell Siegel

(52) **U.S. Cl.** **D6/580**

(74) *Attorney, Agent, or Firm*—Dorsey & Whitney LLP

(58) **Field of Search** D6/575, 577, 580;
160/236, 168.1, 166.1

(57) **CLAIM**

(56) **References Cited**

We claim the ornamental design for a vane for use in coverings for architectural openings, as shown and described.

U.S. PATENT DOCUMENTS

DESCRIPTION

2,169,873 * 8/1939 Clark, Jr. 160/178.1
2,326,454 * 8/1943 Gentile 160/236
2,757,727 * 8/1956 Findell 160/168.1
3,844,330 10/1974 Hyman .
3,851,699 12/1974 Shapiro .
3,946,789 3/1976 Ronkholz-Tolle .
4,352,384 10/1982 McCoy, Jr. .
4,434,834 3/1984 Ennes .
4,466,476 8/1984 Fairbanks 160/330
4,519,435 5/1985 Stier .
4,535,828 8/1985 Brockhaus .
4,846,243 * 7/1989 Schneider 160/84.1
4,893,667 1/1990 Dunn 160/236
4,911,220 3/1990 Hiller .

FIG. 1 is an isometric view of the vane of the present invention.

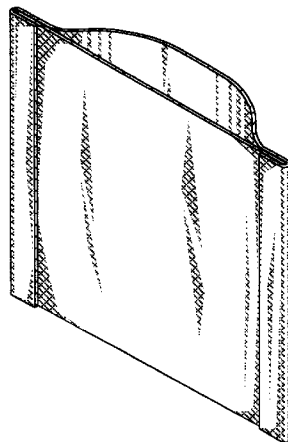
FIG. 2 is a top plan view of the vane of FIG. 1, with a bottom plan view being a mirror image thereof.

FIG. 3 is a right end elevation of the vane of FIG. 1, with the left end elevation being a mirror image thereof.

FIG. 4 is a front elevation of the vane of FIG. 1; and,

FIG. 5 is a rear elevation of the vane of FIG. 1.

1 Claim, 2 Drawing Sheets



US D444,660 S

Page 2

U.S. PATENT DOCUMENTS						
			5,603,369	*	2/1997	Colson et al. 160/84.06
5,203,394	4/1993	Hailey .	5,749,404		5/1998	Colson 160/84.04
5,255,940	10/1993	Kornblum et al. .	5,797,442	*	8/1998	Colson et al. 160/236
5,271,447	12/1993	Aronovich .	5,960,850	*	10/1999	Colson et al. 160/236
5,297,607	3/1994	Beauchamp .	6,095,227	*	8/2000	Colson et al. 160/168.1
5,358,024	10/1994	Schwaegerle .				
5,490,553	*	2/1996	Colson et al.	160/84.06		* cited by examiner

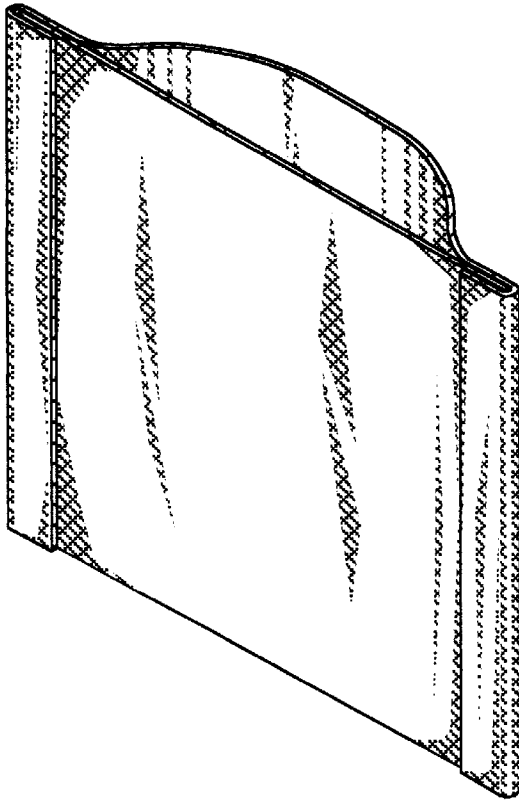


Fig. 1




Fig. 3

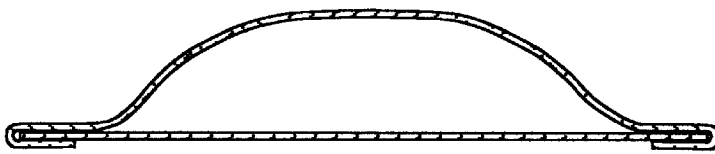


Fig. 2

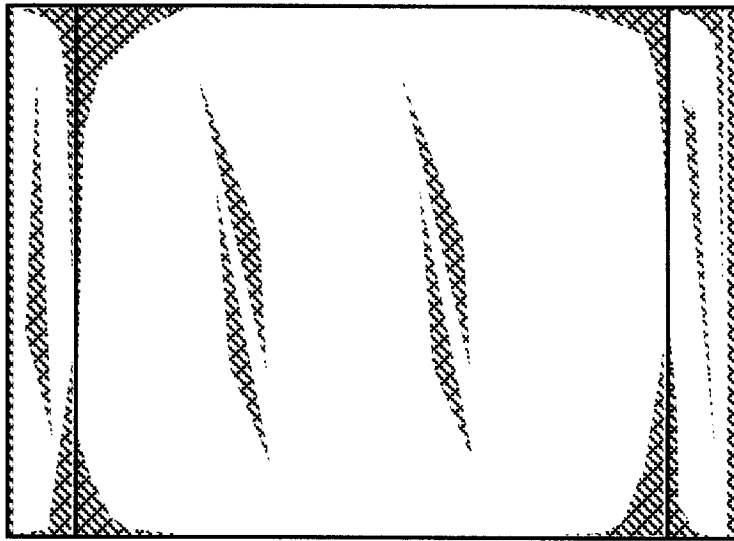


Fig. 4




Fig. 5