



US 20020153269A1

(19) **United States**

(12) **Patent Application Publication**
Chen

(10) **Pub. No.: US 2002/0153269 A1**

(43) **Pub. Date: Oct. 24, 2002**

(54) **ADHESIVE PAPER BOX**

Publication Classification

(76) Inventor: **Jerry Chen, Taipei (TW)**

(51) **Int. Cl.⁷ B65D 85/672**

(52) **U.S. Cl. 206/411**

Correspondence Address:

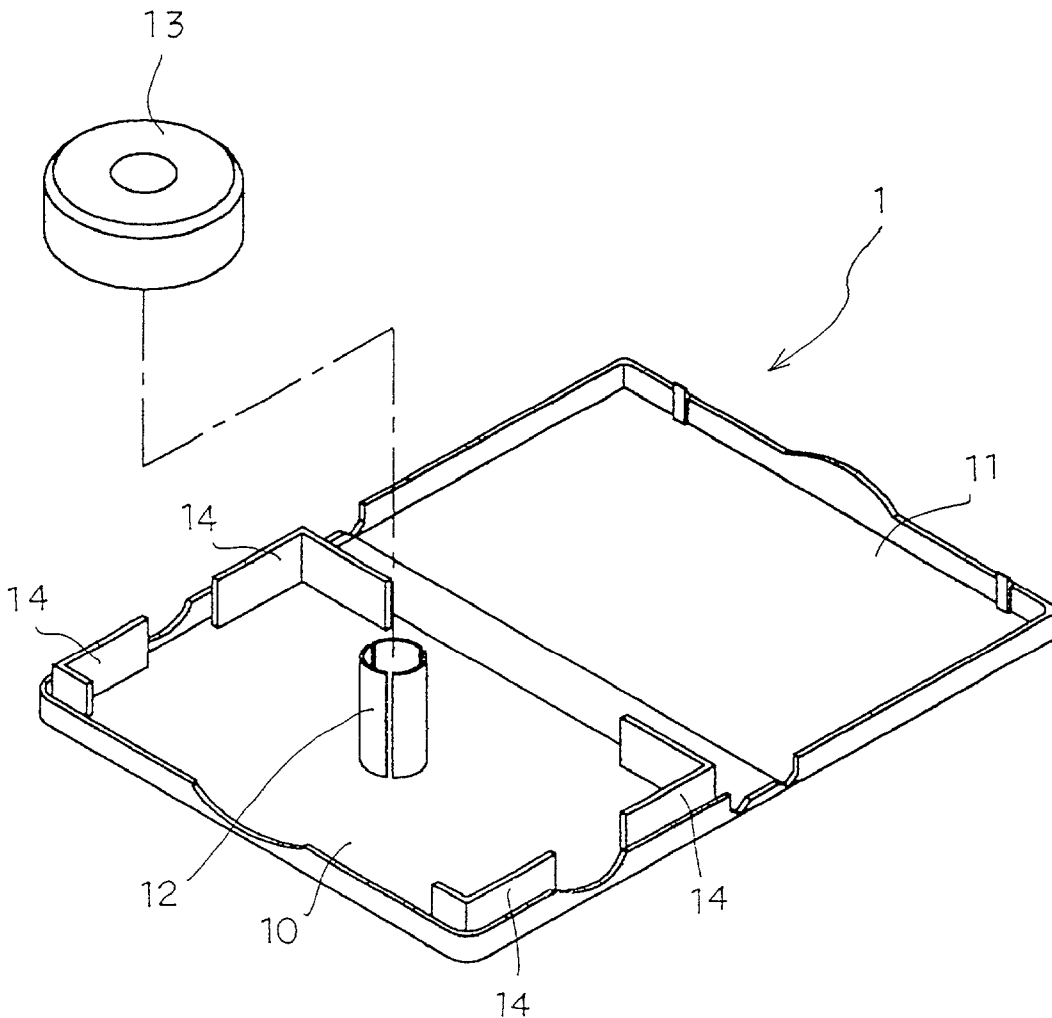
Alan Kamrath
RIDER BENNETT EGAN & ARUNDEL, LLP
Suite 2000
333 South Seventh Street
Minneapolis, MN 55402 (US)

(57) **ABSTRACT**

An adhesive paper box has a base casing, a cover casing engaging with the base casing, and a press wheel disposed in the adhesive paper box. The base casing has a hollow post disposed on a center of the base casing, and four L-shaped plates disposed on four corners of the base casing. The hollow post is inserted in the press wheel.

(21) Appl. No.: **09/838,735**

(22) Filed: **Apr. 19, 2001**



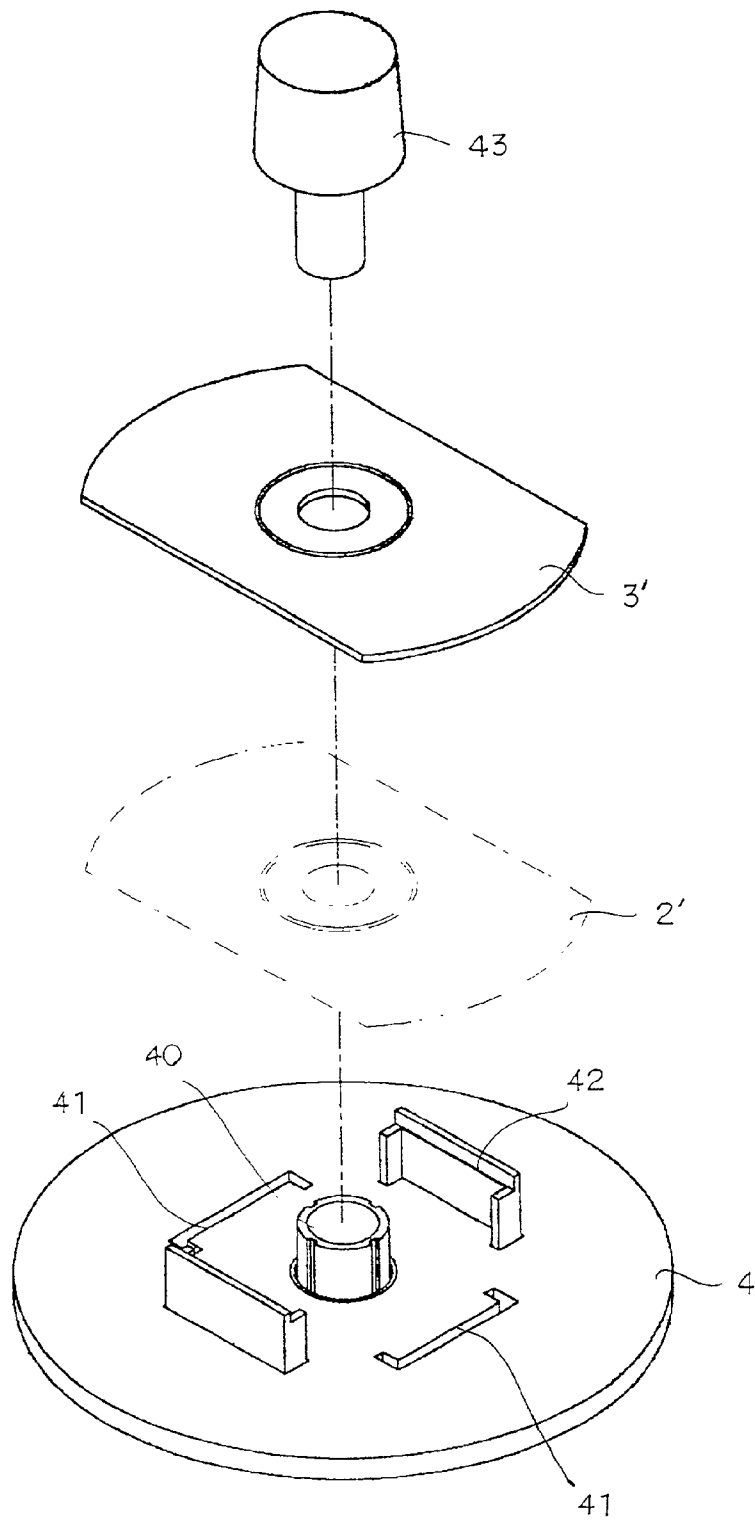


FIG. 1
PRIOR ART

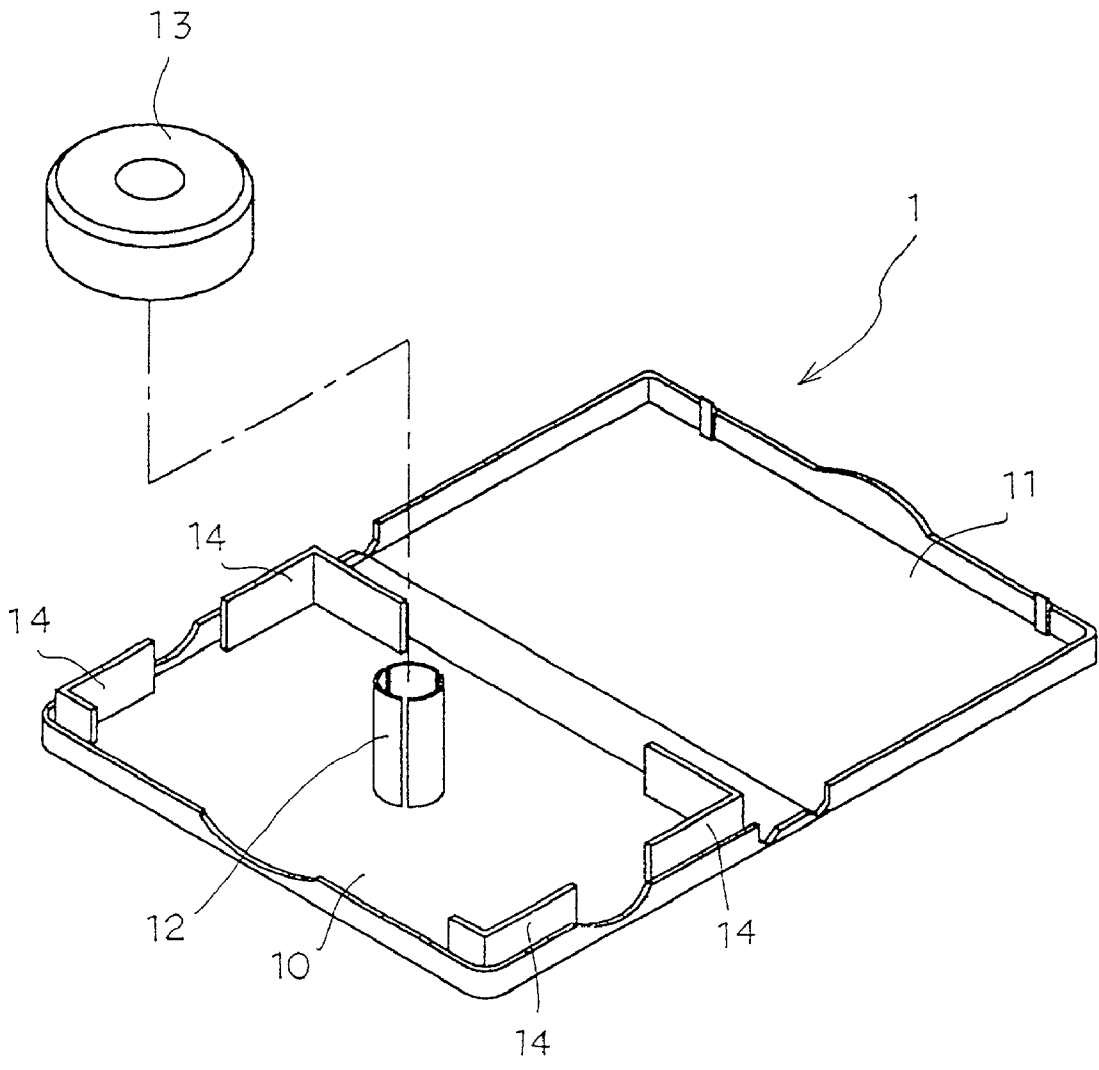


FIG. 2

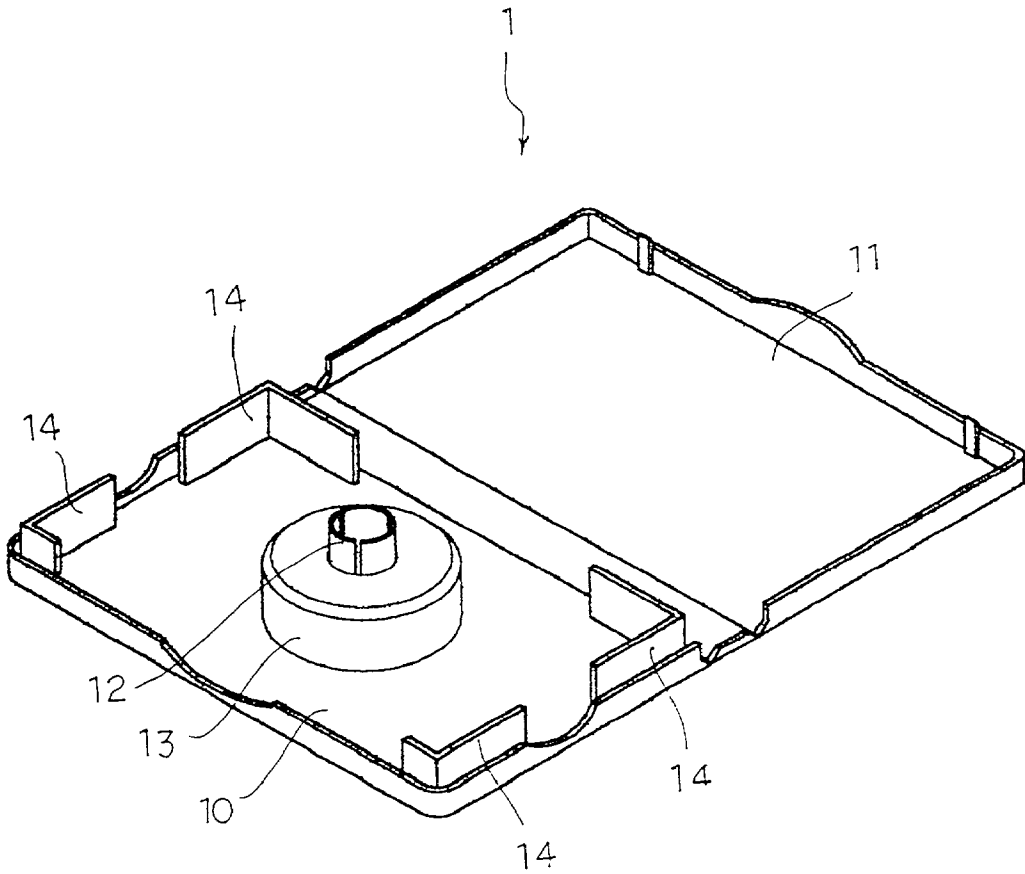


FIG. 3

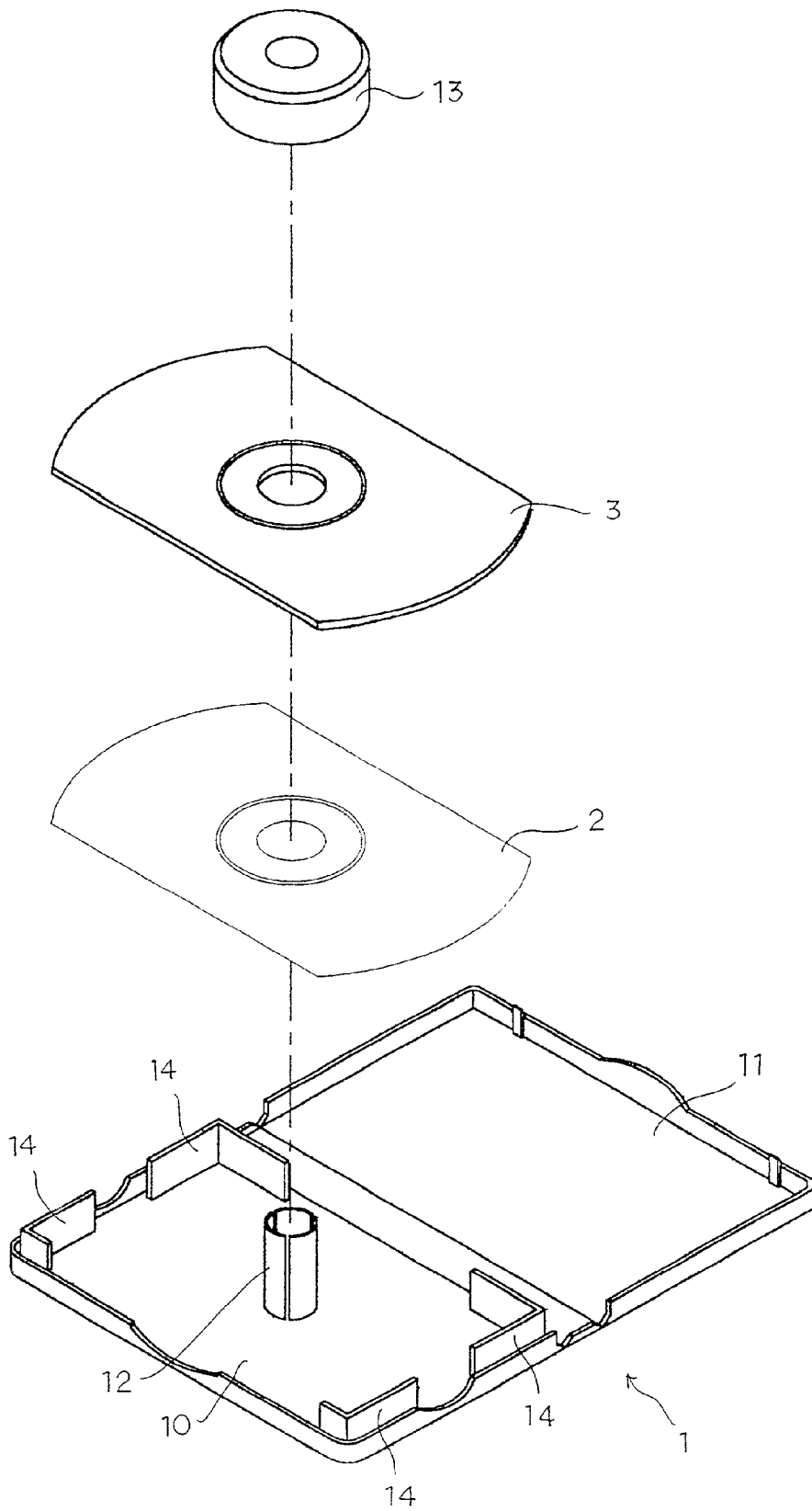


FIG. 4

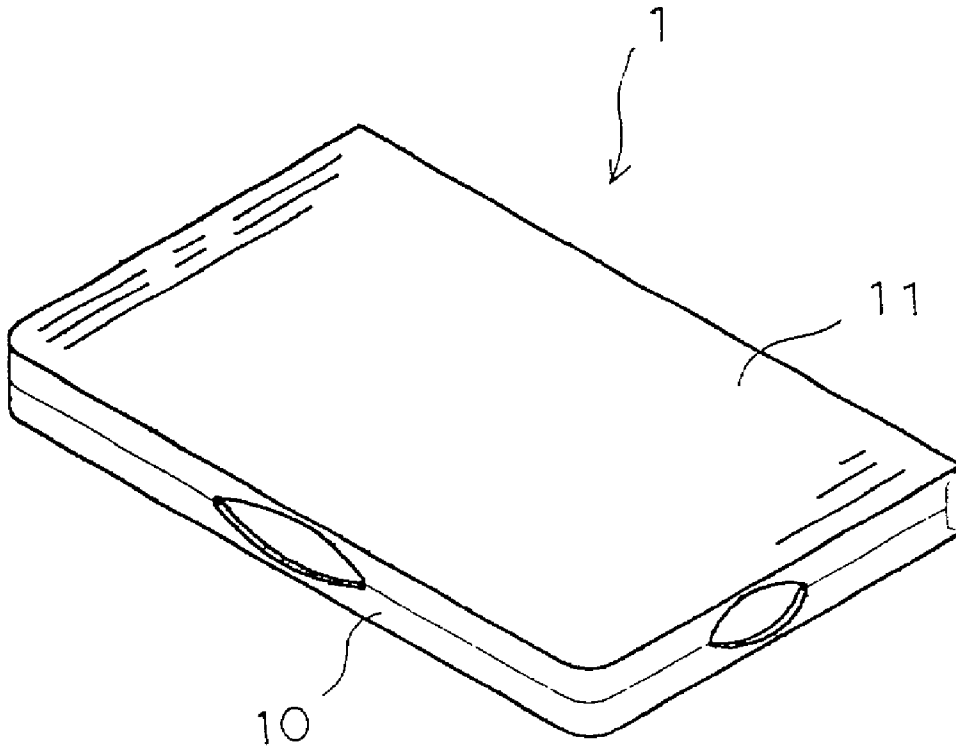


FIG. 5

ADHESIVE PAPER BOX

BACKGROUND OF THE INVENTION

[0001] The present invention relates to an adhesive paper box. More particularly, the present invention relates to an adhesive paper box for a compact disk.

[0002] Referring to FIG. 1, a conventional adhesive paper receiver has a disk seat 4 and a shaft 43. The disk seat 4 has two opposite slots 41, two opposite clamping blocks 42, and a center socket 40. The center socket 40 passes through an adhesive paper box 2' and a compact disk 3'. The shaft 43 is inserted in the center socket 40. However, the conventional adhesive paper receiver cannot be folded.

SUMMARY OF THE INVENTION

[0003] An object of the present invention is to provide an adhesive paper box which is easily assembled.

[0004] Another object of the present invention is to provide an adhesive paper box which is easily operated.

[0005] Accordingly, an adhesive paper box comprises a base casing, a cover casing engaging with the base casing, and a press wheel disposed in the adhesive paper box. The base casing has a hollow post disposed on a center of the base casing, and four L-shaped plates disposed on four corners of the base casing. The hollow post is inserted in the press wheel.

BRIEF DESCRIPTION OF THE DRAWINGS

[0006] FIG. 1 is a perspective view of a conventional adhesive paper receiver of the prior art;

[0007] FIG. 2 is a perspective exploded view of an adhesive paper box of a preferred embodiment in accordance with the present invention;

[0008] FIG. 3 is a perspective view of an adhesive paper box of a preferred embodiment while the adhesive paper box is opened;

[0009] FIG. 4 is a schematic view illustrating an application of an adhesive paper box of a preferred embodiment in accordance with the present invention; and

[0010] FIG. 5 is a perspective view of an adhesive paper box of a preferred embodiment while the adhesive paper box is closed.

DETAILED DESCRIPTION OF THE INVENTION

[0011] Referring to FIGS. 2 to 5, an adhesive paper box 1 comprises a base casing 10, a cover casing 11 engaging with the base casing 10, and a press wheel 13 disposed in the adhesive paper box 1.

[0012] The base casing 10 has a hollow post 12 disposed on a center of the base casing 10, and four L-shaped plates 14 disposed on four corners of the base casing 10.

[0013] The hollow post 12 is inserted in the press wheel 13.

[0014] Referring to FIG. 4 again, the hollow post 12 passes through an adhesive paper box 2 and a compact disk 3. The hollow post 12 is inserted in the press wheel 13.

[0015] If the size of the compact disk 3 is larger than the size of the base casing 10, the L-shaped plates 14 will support the compact disk 3.

[0016] The present invention is not limited to the above embodiment but various modification thereof may be made. Furthermore, various changes in form and detail may be made without departing from the scope of the present invention.

I claim:

1. An adhesive paper box comprises:
 - a base casing,
 - a cover casing engaging with the base casing,
 - a press wheel disposed in the adhesive paper box,
 - the base casing having a hollow post disposed on a center of the base casing, and four L-shaped plates disposed on four corners of the base casing, and
 - the hollow post inserted in the press wheel.

* * * * *