



US00D729934S

(12) **United States Design Patent**
Futterknecht et al.

(10) **Patent No.:** **US D729,934 S**

(45) **Date of Patent:** **** *May 19, 2015**

(54) **TOOL FOR MANUFACTURE OF DENTAL IMPLANTS**

(75) Inventors: **Norbert Futterknecht**, Minusio (CH);
Vanik Kaufmann-Jinoian, Stein (CH)

(73) Assignee: **VANOTECH SAGL**, Minusio (CH)

(*) Notice: This patent is subject to a terminal disclaimer.

(**) Term: **14 Years**

(21) Appl. No.: **29/392,516**

(22) Filed: **May 23, 2011**

(51) **LOC (10) Cl.** **24-02**

(52) **U.S. Cl.**
USPC **D24/152**

(58) **Field of Classification Search**
USPC D24/146, 152, 135, 119; D8/61;
433/126, 80, 82, 88, 132, 190, 141,
433/172, 173, 74; D28/57, 44.1; D15/140
See application file for complete search history.

(56) **References Cited**

U.S. PATENT DOCUMENTS

D293,798	S	*	1/1988	Johnson	D15/140
4,801,264	A	*	1/1989	Weissman	433/74
D339,420	S	*	9/1993	Nordin	D24/156

8,007,279	B2	*	8/2011	Bassett et al.	433/173
2003/0036035	A1	*	2/2003	Chen	433/172
2003/0148246	A1	*	8/2003	Lustig et al.	433/172
2009/0011382	A1	*	1/2009	Bavar	433/76
2010/0167239	A1	*	7/2010	Guillard	433/173
2012/0028214	A1	*	2/2012	Futterknecht et al.	433/74

* cited by examiner

Primary Examiner — Ian Simmons

Assistant Examiner — Charles Hanson

(74) *Attorney, Agent, or Firm* — Blue Filament Law PLLC;
Avery N. Goldstein

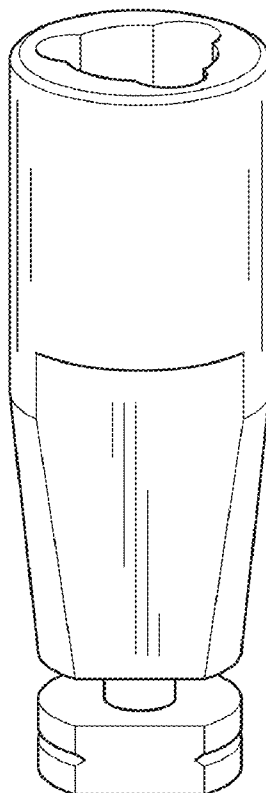
(57) **CLAIM**

The ornamental design for a tool for the manufacture of dental implants, as shown and described.

DESCRIPTION

FIG. 1 is a front perspective view of a tool for manufacture of dental implants showing our new design; FIG. 2 is a front view of the tool depicted in FIG. 1; FIG. 3 is a top view of the tool depicted in FIG. 1; FIG. 4 is a right side view of the tool depicted in FIG. 1, where the left side view is a mirror-image of that depicted in FIG. 4; FIG. 5 is a rear view of the tool depicted in FIG. 1; and, FIG. 6 is a bottom view of the tool depicted in FIG. 1. The broken line showing is included for the purpose of illustrating environment and forms no part of the claimed design.

1 Claim, 1 Drawing Sheet



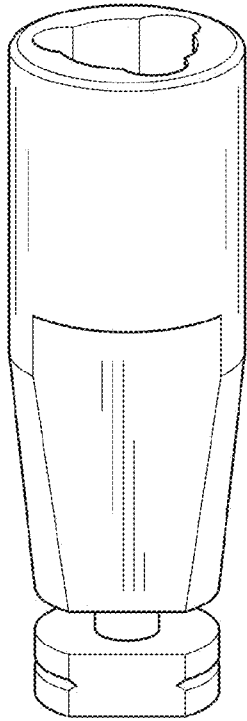


FIG. 1

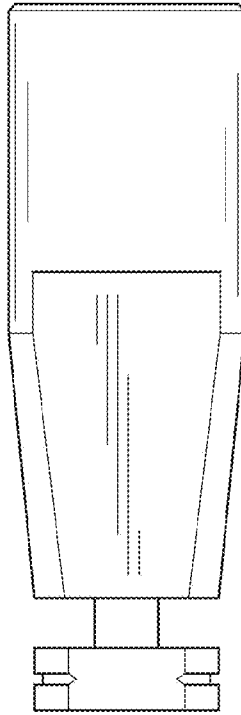


FIG. 2

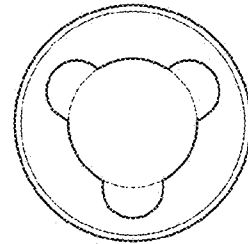


FIG. 3

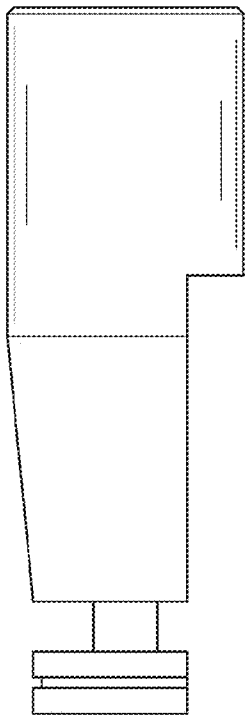


FIG. 4

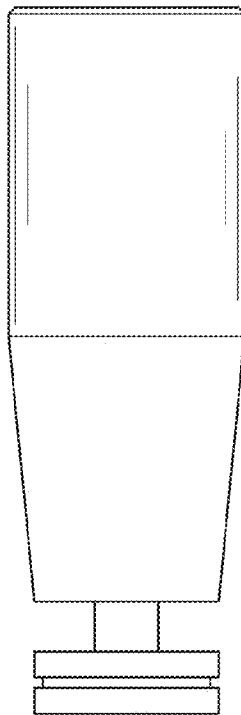


FIG. 5

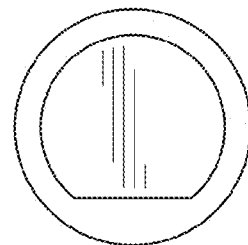


FIG. 6