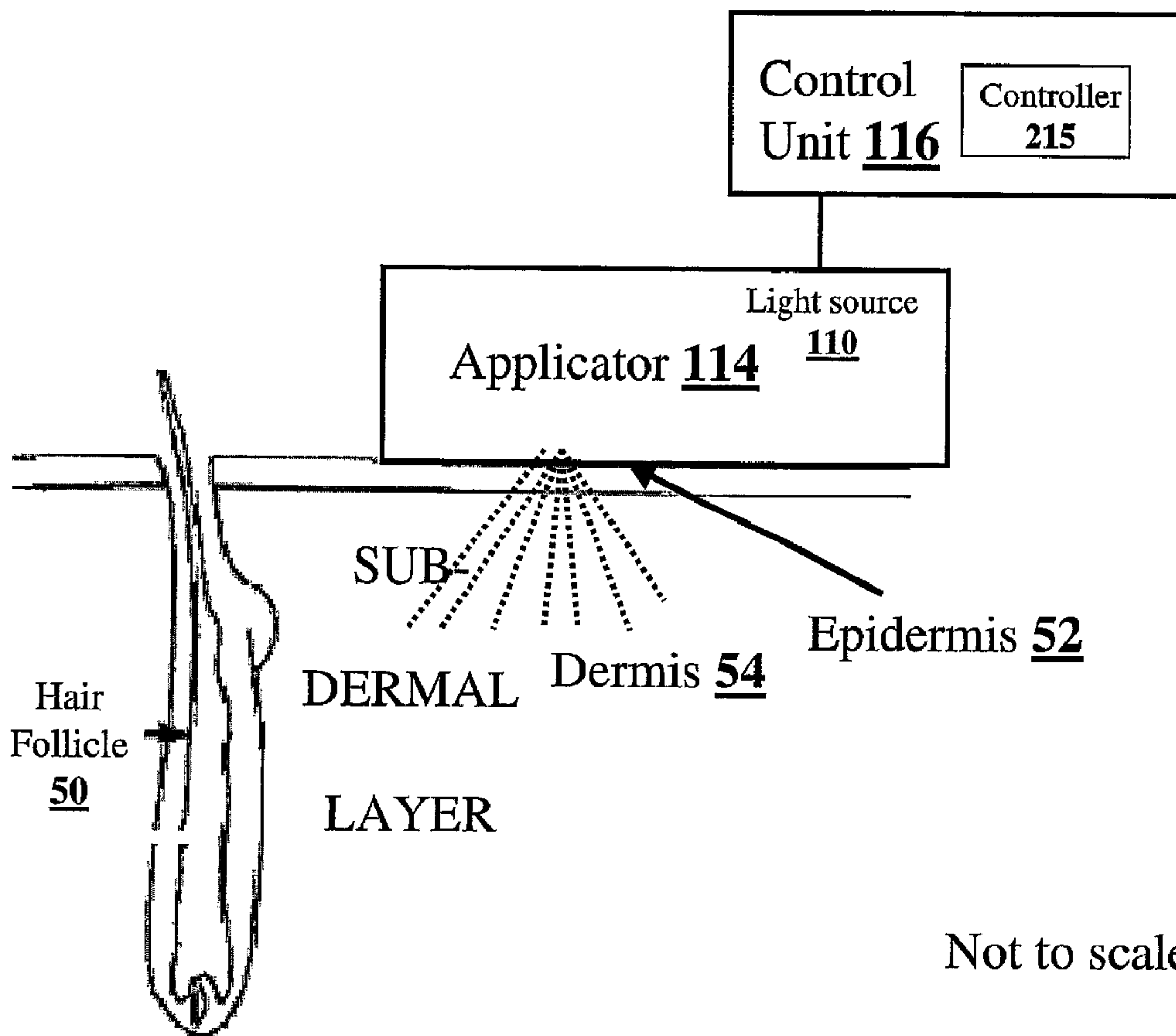




(86) Date de dépôt PCT/PCT Filing Date: 2007/03/04  
 (87) Date publication PCT/PCT Publication Date: 2007/09/07  
 (45) Date de délivrance/Issue Date: 2012/02/21  
 (85) Entrée phase nationale/National Entry: 2008/07/24  
 (86) N° demande PCT/PCT Application No.: IL 2007/000275  
 (87) N° publication PCT/PCT Publication No.: 2007/099546  
 (30) Priorités/Priorities: 2006/03/03 (US60/778,403);  
 2006/10/23 (US60/853,428)

(51) Cl.Int./Int.Cl. *A61B 18/18* (2006.01)  
 (72) Inventeurs/Inventors:  
 KARNI, ZIV, IL;  
 LEPELTER, JOSEPH, IL  
 (73) Propriétaire/Owner:  
 ALMA LASERS LTD., IL  
 (74) Agent: NORTON ROSE CANADA  
 S.E.N.C.R.L.,S.R.L./LLP

(54) Titre : PROCEDE ET APPAREIL POUR EPILATION PAR LA LUMIERE UTILISANT DES IMPULSIONS DE LUMIERE INCOHERENTE  
 INCOHERENTE  
 (54) Title: METHOD AND APPARATUS FOR LIGHT-BASED HAIR REMOVAL USING INCOHERENT LIGHT PULSES



(57) **Abrégé/Abstract:**

Methods and apparatus for damaging hair follicles using a series of rapidly-delivered low-fluence pulses of incoherent light are disclosed herein. In some embodiments, the pulses of coherent or incoherent light have a wavelength or wavelengths primarily in

(57) **Abrégé(suite)/Abstract(continued):**

the range between 750 nm and 1500 nm. In some embodiments, applied electromagnetic radiation comprising the rapidly-delivered low-fluence pulses is effective for concomitantly heating both the sub-dermal layer (i.e. the dermis) of the tissue and the hair follicles. In some embodiments, the thermal damaging of the hair follicles is useful for facilitating hair-removal.

(12) INTERNATIONAL APPLICATION PUBLISHED UNDER THE PATENT COOPERATION TREATY (PCT)

(19) World Intellectual Property Organization  
International Bureau(43) International Publication Date  
7 September 2007 (07.09.2007)

PCT

(10) International Publication Number  
**WO 2007/099546 A2**

(51) International Patent Classification: Not classified

(21) International Application Number:  
PCT/IL2007/000275

(22) International Filing Date: 4 March 2007 (04.03.2007)

(25) Filing Language: English

(26) Publication Language: English

(30) Priority Data:  
60/778,403 3 March 2006 (03.03.2006) US  
60/853,421 23 October 2006 (23.10.2006) US(71) Applicant (for all designated States except US): **ALMA LASERS LTD.** [IL/IL]; 7 Ha'eshel St., Caesarea Industrial Park, 38900 Caesarea (IL).

(72) Inventors; and

(75) Inventors/Applicants (for US only): **KARNI, Ziv** [IL/IL]; 3 Haoranim Street, 46910 Kfar Shmaryahu (IL). **LEPSELTER, Joseph** [IL/IL]; 7 Haze'elon Lane, 42954 Nordiya (IL).(74) Agent: **FRIEDMAN, Mark**; 7 Jabotinsky Street, 52520 Ramat Gan (IL).

(81) Designated States (unless otherwise indicated, for every kind of national protection available): AE, AG, AL, AM, AT, AU, AZ, BA, BB, BG, BR, BW, BY, BZ, CA, CH, CN, CO, CR, CU, CZ, DE, DK, DM, DZ, EC, EE, EG, ES, FI, GB, GD, GE, GH, GM, GT, HN, HR, HU, ID, IL, IN, IS, JP, KE, KG, KM, KN, KP, KR, KZ, LA, LC, LK, LR, LS, LT, LU, LY, MA, MD, MG, MK, MN, MW, MX, MY, MZ, NA, NG, NI, NO, NZ, OM, PG, PH, PL, PT, RO, RS, RU, SC, SD, SE, SG, SK, SL, SM, SV, SY, TJ, TM, TN, TR, TT, TZ, UA, UG, US, UZ, VC, VN, ZA, ZM, ZW.

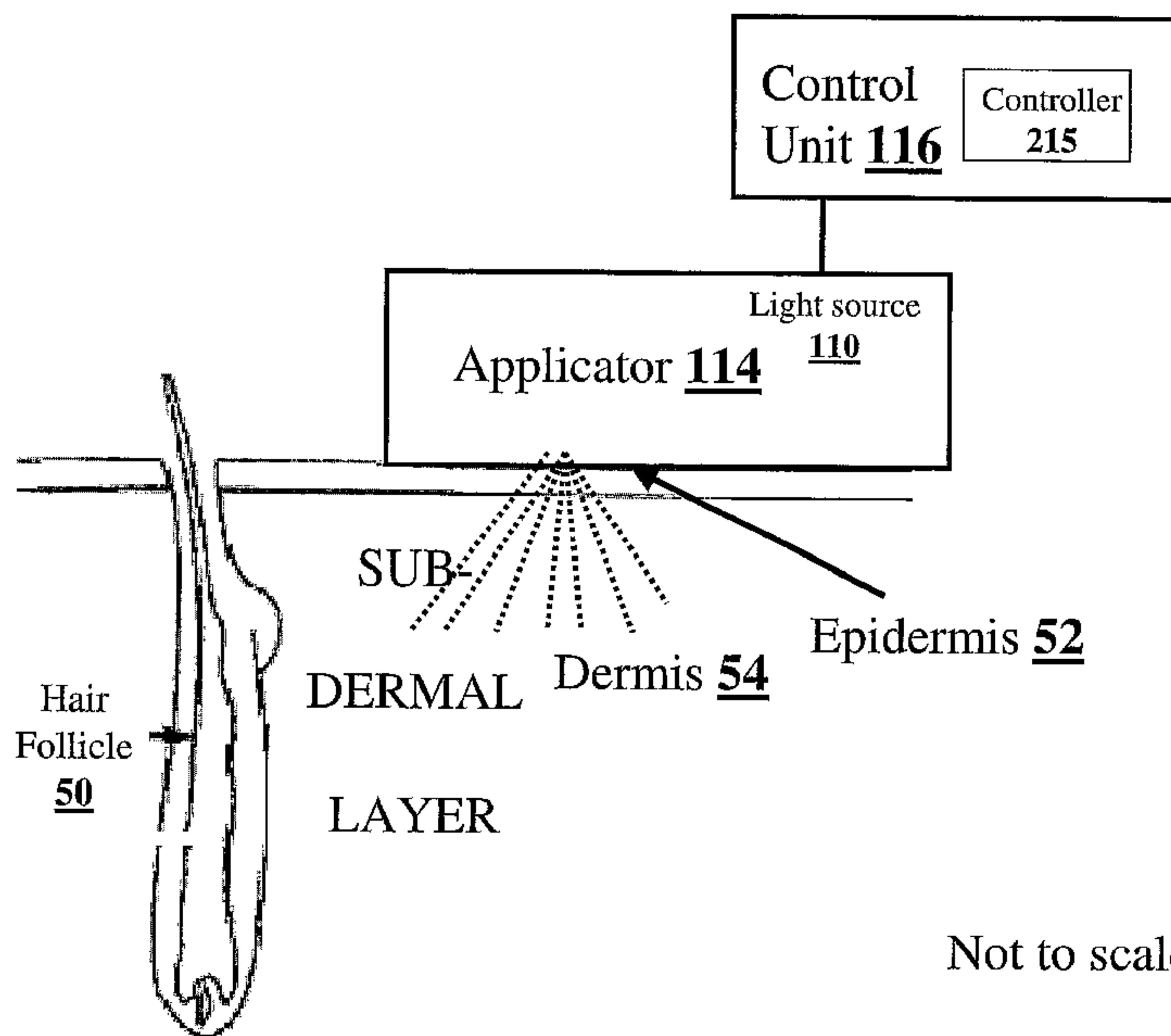
(84) Designated States (unless otherwise indicated, for every kind of regional protection available): ARIPO (BW, GH, GM, KE, LS, MW, MZ, NA, SD, SL, SZ, TZ, UG, ZM, ZW), Eurasian (AM, AZ, BY, KG, KZ, MD, RU, TJ, TM), European (AT, BE, BG, CH, CY, CZ, DE, DK, EE, ES, FI, FR, GB, GR, HU, IE, IS, IT, LT, LU, LV, MC, MT, NL, PL, PT, RO, SE, SI, SK, TR), OAPI (BF, BJ, CF, CG, CI, CM, GA, GN, GQ, GW, ML, MR, NE, SN, TD, TG).

Published:

— without international search report and to be republished upon receipt of that report

For two-letter codes and other abbreviations, refer to the "Guidance Notes on Codes and Abbreviations" appearing at the beginning of each regular issue of the PCT Gazette.

(54) Title: METHOD AND APPARATUS FOR LIGHT-BASED HAIR REMOVAL USING INCOHERENT LIGHT PULSES



(57) Abstract: Methods and apparatus for damaging hair follicles using a series of rapidly-delivered low-fluence pulses of incoherent light are disclosed herein. In some embodiments, the pulses of coherent or incoherent light have a wavelength or wavelengths primarily in the range between 750 nm and 1500 nm. In some embodiments, applied electromagnetic radiation comprising the rapidly-delivered low-fluence pulses is effective for concomitantly heating both the sub-dermal layer (i.e. the dermis) of the tissue and the hair follicles. In some embodiments, the thermal damaging of the hair follicles is useful for facilitating hair-removal.

WO 2007/099546 A2

## METHOD AND APPARATUS FOR LIGHT-BASED HAIR REMOVAL USING INCOHERENT LIGHT PULSES

### FIELD OF THE INVENTION

5

The present invention relates to methods and apparatus for hair removal using incoherent light, for example from a flash lamp.

### BACKGROUND AND RELATED ART

10

The present disclosure relates to improved methods and apparatus for damaging hair follicles (for example, useful for hair removal) using incoherent light comprising a plurality of incoherent light pulses.

15 Selective photothermolysis is a surgical method, introduced by Anderson and Parrish in 1983 ("Selective Photothermolysis: Precise Microsurgery by Selective Absorption of Pulsed Radiation", Science, Vol. 220, pp. 524-527), for destroying certain diseased or unsightly tissue, on or near the skin, with minimal damage to the surrounding healthy tissue. The tissue to be destroyed must be characterized by significantly greater optical absorption at some wavelength of electromagnetic  
20 radiation than the surrounding tissue. The method consists of irradiating the target and the surrounding tissue with pulsed electromagnetic radiation that is preferentially absorbed by the target. Because the target absorbs the incident radiation much more strongly than the surrounding tissue, the surrounding tissue is usually heated negligibly.

25 In the past decade, many laser and flash based devices for removing unwanted hair based on the principle of selective photothermolysis have been introduced into the market, and to date, this technique is in wide-spread clinical use. During treatment, the skin of the treatment region is irradiated by a beam of light, and the melanin-containing hair follicle absorbs the delivered electromagnetic radiation, resulting in a  
30 temperature rise and destruction for the follicle.

Unfortunately, according to this treatment procedure, the light delivered to the treatment region concomitantly heats the nerve-containing melanin-rich epidermis of the patient, and thus, in many clinical situations, light-based hair removal is considered a painful procedure.

There is a widely recognized need for, and it would be highly advantageous to have an improved method and apparatus for hair treatment which heats hair follicles to a sufficient temperature to damage the hair follicles and to facilitate hair removal while delivering a minimal amount of thermal energy to the nerve-containing epidermis. This could be useful for meeting a long felt market need for comfortable

The following published patent documents provide potentially relevant background art: US Application Publication No. 2005/0215988; US 6,485,484; WO 2005/079687; US 6,544,259; US 5,632,741; US 5,752,948; US 6,214,034; US 6,273,884; US 5,683,380; US 6,514,243; US Application Publication No. 2005/0143792; US 5,735,844; US 5,595,568; US Application Publication No. 2002/0019624; US Application Publication No. 2005/0143792.

### SUMMARY

Embodiments of the present invention are based, in part, on the surprising discovery that by rapidly delivering a series of low-fluence incoherent light pulses (for example from a flash lamp) to a treatment region of skin, it is possible to remove hair from the treatment region while minimally heating the epidermis.

It is now disclosed for the first time a method of damaging hair follicles in an area of tissue having a plurality of hair follicles, the method comprising: a) applying, to the area of tissue, electromagnetic energy comprising a plurality of pulses of incoherent light wherein: i) each said pulse of incoherent light comprises primarily wavelengths within the range between a minimum wavelength value that is at least 750 and a maximum wavelength value that is at most 1500; ii) an average pulse fluence of said plurality of pulses is at least a minimum fluence value that is at least 0.5 J/cm<sup>2</sup> and at most a maximum fluence value that is at most 10 J/cm<sup>2</sup>; iii) an average repetition rate of said plurality of pulses is at least a repetition value that is at least 1.5 HZ; iv) an average pulse duration of said light pulses is at least 1 millisecond.

According to some embodiments, the minimum wavelength value is at least 780 nm.

According to some embodiments, the maximum wavelength value is at most 1200 nm.

According to some embodiments, the maximum wavelength value is at most 1000 nm.

According to some embodiments, at least 75% of incoherent light of the incoherent light pulses has a wavelength in the range.

5 According to some embodiments, at least 95% of incoherent light of the incoherent light pulses has a wavelength in the range.

In exemplary embodiments, this may be accomplished by using a low pass filter to filter, for example, broadband light. Thus in some embodiments, the source of incoherent light includes a filter.

10 According to some embodiments, the average pulse duration of the pulses is at least 2 milliseconds.

According to some embodiments, the average pulse duration of the pulses is at least 4 milliseconds.

15 According to some embodiments, the average pulse duration of the pulses is at most 10 milliseconds.

According to some embodiments, the average pulse duration of the pulses is at most 6 milliseconds.

According to some embodiments, the repetition value is at least 2 HZ, or at least 3 HZ, or at least 5 HZ, or at least 10 HZ.

20 According to some embodiments, a product of the average pulse duration (i.e. in seconds) and the repetition value (i.e. in seconds<sup>-1</sup>) is at least 0.01, or at least 0.015

According to some embodiments, a product of the average pulse duration (i.e. in seconds) and the repetition value (i.e. in seconds<sup>-1</sup>) is at most 0.04, or at most 0.03, or at most 0.025.

25 According to some embodiments, at least 3 pulses (or at least 5 pulses, or at least 15 pulses, or at least 30 pulses) are applied at the average repetition rate.

According to some embodiments, an average power density per square centimeter of the applied electromagnetic energy is at least a minimum average power density value that is at least 5 Watts/cm<sup>2</sup>.

30 According to some embodiments, the minimum average power density value is at least 10 Watts/cm<sup>2</sup>.

According to some embodiments, the average power density is at least the minimum average power density value during a time period when at least 3 pulses are applied at the average repetition rate.

According to some embodiments, the average power density is at least the minimum average power density value during a time period when at least 5 pulses are applied at the average repetition rate.

5 According to some embodiments, the average power density is at least the minimum power density value during a time period when at least 15 pulses are applied at the average repetition rate.

According to some embodiments, the average power density is at least the minimum power density value during a time period when at least 30 pulses are applied at the average repetition rate.

10 According to some embodiments, the average power density is at least the minimum power density value during a time period that is at least 1 second.

According to some embodiments, the average power density is at least the minimum power density value during a time period that is at least 2 seconds.

15 According to some embodiments, the average power density is at least the minimum power density value during a time period that is at least 3 seconds.

According to some embodiments, an average power density of the applied electromagnetic energy is at least at most a maximum power density value that is at most 40 Watts per cm<sup>2</sup>.

20 According to some embodiments, the maximum power density value is at most 25 Watts per cm<sup>2</sup>.

According to some embodiments, the average power density is at most the maximum power density value during a time period that is at least 1 second.

According to some embodiments, the average power density is at most the maximum power density value during a time period that is at least 2 seconds.

25 According to some embodiments, the average power density is at most the maximum power density value during a time period that is at least 3 seconds.

According to some embodiments, an average power of the applied electromagnetic energy is at least a minimum average power value that is at least 50 Watts.

30 According to some embodiments, the minimum average power value is at least 75 Watts.

According to some embodiments, the average power is at least the minimum average power value during a time period when at least 3 pulses are applied at the average repetition rate.

According to some embodiments, the average power is at least the minimum average power value during a time period when at least 5 pulses are applied at the average repetition rate.

5 According to some embodiments, the average power is at least the minimum power value during a time period when at least 15 pulses are applied at the average repetition rate.

According to some embodiments, the average power is at least the minimum power value during a time period when at least 30 pulses are applied at the average repetition rate.

10 According to some embodiments, the average power is at least the minimum power value during a time period that is at least 1 second.

According to some embodiments, the average power is at least the minimum power value during a time period that is at least 2 seconds.

15 According to some embodiments, the average power is at least the minimum power value during a time period that is at least 3 seconds.

According to some embodiments, an average power of the applied electromagnetic energy is at least at most a maximum power value that is at most 250 Watts.

20 According to some embodiments, the maximum power density value is at most 150 Watts.

According to some embodiments, the average power is at most the maximum power value during a time period that is at least 1 second.

50) According to some embodiments, the average power is at most the maximum power value during a time period that is at least 2 seconds.

25 the average power is at most the maximum power value during a time period that is at least 3 seconds.

According to some embodiments, an average repetition rate of the plurality of pulses is at most a repetition value that is at most 25 HZ.

30 According to some embodiments, an average repetition rate of the plurality of pulses is at most a repetition value that is at most 15 HZ.

According to some embodiments, maximum average fluence value is at most 8 J/cm<sup>2</sup>.

According to some embodiments, the maximum average fluence value is at most 6 J/cm<sup>2</sup>.

According to some embodiments, a ratio between a pulse fluence standard deviation of the plurality of pulses and the average pulse fluence of the plurality of pulses is at most a standard deviation ratio that is at most 0.5.

According to some embodiments, the standard deviation ratio is at most 0.2.

5 According to some embodiments, the applied electromagnetic radiation is effective to heat the sub-dermal layer of the skin region to a minimum temperature that is least 42 degrees.

According to some embodiments, the minimum temperature is at least 45 degrees.

10 According to some embodiments, the applied electromagnetic radiation is effective to heat the sub-dermal layer of the skin region to a maximum temperature that is most 50 degrees.

According to some embodiments, a peak power of the applied electromagnetic energy is at most a maximum peak power value that is at most 10,000  
15 Watts.

According to some embodiments, the maximum peak power value is at most 6,000 Watts.

According to some embodiments, a peak power of density the applied electromagnetic energy is at most a maximum peak power density value that is at  
20 most 1,500 Watts per cm<sup>2</sup>.

According to some embodiments, the maximum peak density power value is at most 1,250 Watts.

According to some embodiments, a spot area of the incoherent light is between 2 cm<sup>2</sup> and 10 cm<sup>2</sup>.

25 According to some embodiments, a spot area of the incoherent light is between 3 cm<sup>2</sup> and 7 cm<sup>2</sup>.

According to some embodiments, a ratio between the average pulse fluence and the average repetition rate of the plurality of pulses is at most a maximum ratio value that is at most 3 (J\*s)/cm<sup>2</sup>;

30 According to some embodiments, the maximum ratio value is at most 2.5 (J\*s)/cm<sup>2</sup>.

According to some embodiments, the maximum ratio value is at most 2 (J\*s)/cm<sup>2</sup>.

According to some embodiments, the maximum ratio value is at most 1.5 (J\*s)/cm<sup>2</sup>.

According to some embodiments, the maximum ratio value is at most 1 (J\*s)/cm<sup>2</sup>.

5 According to some embodiments, a ratio between the average pulse fluence and the average pulse duration is at most a maximum ratio value that is at most 1.5 J/(cm<sup>2</sup>\*ms).

According to some embodiments, the maximum ratio value is at most 1 J/(cm<sup>2</sup>\*ms).

10 According to some embodiments, the maximum ratio value is at most 0.75 J/(cm<sup>2</sup>\*ms).

According to some embodiments, the area of tissue has a size that is at least 2 cm<sup>2</sup> and at most 1000 cm<sup>2</sup>.

15 According to some embodiments, step of applying the pulses of coherent light comprises generating the coherent light pulses using a flash lamp.

According to some embodiments, the electromagnetic radiation is delivered from an applicator located above a surface of the area of tissue such that there is a gap between a lower surface of the applicator and the surface of the area of tissue.

20 According to some embodiments, the electromagnetic radiation is delivered from an applicator comprising: i) a transparent delivery surface; and ii) a spacer housing, the applicator configured such that upon engagement of applicator to the surface of the area of tissue, the transparent delivery surface is above a surface of the area of tissue.

25 According to some embodiments, , where the application of the electromagnetic energy comprising the plurality of pulses is carried out using an applicator moving over the surface of the area of tissue for at least a minimum applicator distance that is at least 2 cm at an applicator velocity that is at least a minimum applicator velocity value that is at least 1 cm/sec and that is at most a maximum applicator velocity value that is at most 20 cm/sec.

30 According to some embodiments, the minimum applicator distance is at least 3 cm.

According to some embodiments, the minimum applicator velocity is at least 2 cm/sec.

According to some embodiments, the minimum applicator velocity is at least 3.5 cm/sec.

According to some embodiments, the maximum applicator velocity is at most 10 cm/sec.

5 According to some embodiments, the maximum applicator velocity is at most 7 cm/sec.

According to some embodiments, the method further comprises: b) cooling at least a portion of the tissue.

10 According to some embodiments, the applying of the electromagnetic energy is carried out without cooling the area of tissue.

According to some embodiments, the applying comprises: i) establishing an energy phase a given region having a surface area of  $2 \text{ cm}^2$  is subjected the applied electromagnetic energy comprising the plurality pulses applied at the average repetition rate; and ii) immediately after the energy phase, establishing, for the given region, a resting phase having a duration that is at least 2 seconds and at most a maximum resting phase duration that is at most 60 minutes such that during the resting phase, an average power of applied electromagnetic energy having a wavelength of at least 750 nm and at most 1500 nm applied to the area of tissue is at most 30 watts; iii) immediately after the resting phase, repeating steps (a) and (b) to the given region of tissue at least  $M$  times,  $M$  being an integer whose value is at least one.

According to some embodiments, the resting phase duration is at least 10 seconds.

25 According to some embodiments, the resting phase duration is at least 30 seconds.

According to some embodiments, the resting phase duration is at least 90 seconds.

According to some embodiments, the resting phase duration is at most 10 minutes.

30 According to some embodiments, the resting phase duration is at most 5 minutes.

According to some embodiments,  $M$  is at least 2.

According to some embodiments,  $M$  is at least 3.

According to some embodiments, for each the energy phase of a plurality of the resting phase, a cumulative applied energy density of the applied electromagnetic energy for the each energy phase is at least 20 joules/cm<sup>2</sup> and at most 200 joules/cm<sup>2</sup> times within a time period that is at most 20 minutes.

5 According to some embodiments, the electromagnetic energy comprising the pulses are applied to light colored skin.

According to some embodiments, the electromagnetic radiation comprising the pulses is applied to tissue containing low-melanin hair so as to damage the low-melanin hair.

10 According to some embodiments, the electromagnetic radiation comprising the pulses is applied to skin of Fitzpatrick type 1-3 so as to damage hair associated with skin of Fitzpatrick type 1-3.

According to some embodiments, the electromagnetic radiation comprising the pulses is applied to skin of Fitzpatrick type 4-6 so as to damage hair associated  
15 with skin of Fitzpatrick type 4-6.

According to some embodiments, the electromagnetic radiation is applied to the tissue so as to damage low-melanin hair associated with the tissue.

It is noted that a number of treatment protocols are disclosed herein. It is understood that any device or apparatus that is configured to carry out any of the  
20 presently disclosed treatment protocols is within the scope of the present invention.

Thus, in one example, it is now disclosed for the first time an apparatus for damaging hair follicles in an area of tissue having a plurality of hair follicles, the apparatus comprising: a) an incoherent light source operative to generate incoherent light comprising a plurality of incoherent light pulses, each said pulse of incoherent  
25 light comprising primarily wavelengths within the range between a minimum wavelength value that is at least 750 nm and a maximum wavelength value that is at most 1500 nm; and b) a controller operative to at least partially control pulse characteristics of said light pulses, said source and said controller being configured such that: i) an average pulse fluence of said plurality of pulses is at least a minimum  
30 fluence value that is at least 0.5 J/cm<sup>2</sup> and at most a maximum fluence value that is at most 10 J/cm<sup>2</sup> (or, for example, 8 J/cm<sup>2</sup> or 6 J/cm<sup>2</sup>); ii) an average repetition rate of said plurality of pulses is at least a repetition value that is at least 1.5 HZ (or for example, 3 HZ or 5 HZ or 7 HZ); iii) an average pulse duration of said light pulses is at least 1 millisecond.

These and further embodiments will be apparent from the detailed description and examples that follow.

## 5 BRIEF DESCRIPTION OF THE DRAWINGS

FIGS. 1A-1C provide block diagrams of exemplary apparatus for damaging hair  
follicles with electromagnetic radiation in accordance with some embodiments of the  
10 present invention.

FIG. 2 provides a block diagram of an exemplary control unit.

FIG. 3 provides a block diagram of an exemplary pulsed-light source

FIG. 4A provides a block diagram of an exemplary treatment region.

FIG. 4B provides a block diagram of an exemplary technique for treating various sub-  
15 regions of a treatment region.

FIG. 5 provides a flow chart diagram of an exemplary procedure for treating a given  
location or area of tissue such as skin.

While the invention is described herein by way of example for several  
20 embodiments and illustrative drawings, those skilled in the art will recognize that the  
invention is not limited to the embodiments or drawings described. It should be  
understood that the drawings and detailed description thereto are not intended to limit  
the invention to the particular form disclosed, but on the contrary, the invention is to  
cover all modifications, equivalents and alternatives falling within the spirit and scope  
25 of the present invention. As used throughout this application, the word "may" is used  
in a permissive sense (i.e., meaning "having the potential to"), rather than the  
mandatory sense (i.e. meaning "must").

## DETAILED DESCRIPTION OF EMBODIMENTS

The present invention will now be described in terms of specific, example  
30 embodiments. It is to be understood that the invention is not limited to the example  
embodiments disclosed. It should also be understood that not every feature of the  
presently disclosed apparatus and method for thermally damaging hair follicles is  
necessary to implement the invention as claimed in any particular one of the appended  
claims. Various elements and features of devices are described to fully enable the

invention. It should also be understood that throughout this disclosure, where a process or method is shown or described, the steps of the method may be performed in any order or simultaneously, unless it is clear from the context that one step depends on another being performed first.

5           Introduction and Theoretical Discussion

Embodiments of the present invention are based, in part, on the surprising discovery that by rapidly delivering a series or plurality of low-fluence light pulses (for example pulses of incoherent light from a flash lamp) to a treatment region of skin, it is possible to effectively damage hair follicles in the treatment region while minimally heating the epidermis. It is noted that the aforementioned hair follicle-damaging technique may be useful for safely facilitating the removal of hair from the treatment region of skin.

In particular, and not wishing to be bound by theory, it is noted that even though each individual incoherent light pulse may be a relatively 'low fluence' light pulse, the rapidly-delivered plurality of low-fluence pulses, collectively may provide enough average power over enough time to heat the thermally-conductive sub-dermal layer or dermis to a sufficient temperature (for example, at least 42 degrees or at least 45 degrees) to damage hair follicles to an extent necessary to facilitate hair removal. By providing rapid delivery of low fluence pulses rather than pulses of greater fluence (i.e. delivered at a lower repetition rate), it may be possible to damage the hair follicles with less pain and/or less required cooling and/or in a safer protocol and/or with less concomitant heating of the nerve-containing epidermis.

Once again not wishing to be bound by theory, it is postulated that because the dermis is a good heat conductor, when the pulses are rapidly delivered at the 'high repetition rate,' (i) the temperature of the hair follicle does not drop below the temperature of the heated dermis (i.e. the heated-dermis temperature) for a period of time long enough to damage the hair follicle (ii) this heat damaging of the hair follicle is useful for facilitating hair removal.

It is noted that it may be useful to use light in a certain range of wavelengths in order to heat and damage hair follicles (i.e. in a manner useful for hair). Thus, in some embodiments, the optical radiation of the rapidly-delivered low-fluence pulses includes light in the "optical window" having a wavelength of between 750 nm and 1500 nm (or between 780 nm and 1000 nm), which penetrates below the epidermis

and to deliver energy to the sub-dermal tissue layer (i.e. the dermis) below the epidermis.

Not wishing to be bound by theory, it is noted that light in this 'optical window' may heat the epidermis less than light, for example, in the range between 5 650 nm and 700 nm or other ranges. Thus, rather than by relying exclusively on selective photothermolysis to heat the melanin rich hair follicle, it is possible to use the chromophores in the surrounding tissue as 'reservoirs' to effectively heat up and damage the hair follicle.

10 In some embodiments, one or more of the following features may be provided when applying the plurality of incoherent light pulses (for example, filtered broadband light):

- 15 i) a 'low' average fluence (i.e. averaged over individual pulses) of the rapidly-delivered plurality of light incoherent pulses that is at most 10 J/cm<sup>2</sup> per pulse, or at most 8 J/cm<sup>2</sup> per pulse or at most 6 J/cm<sup>2</sup> per pulse;
- ii) a 'high repetition rate' – for example, at least 1.5 HZ, or at least 2 HZ or at least 2.5 HZ, or at least 5 HZ, or at least 7.5 HZ. In different examples, the lower fluences may be associated with higher repetition rates.
- 20 iii) a 'high average power' (i.e. relative to the low fluence) sustained over a given period of time needed to thermally damage the hair follicles (for example, to at least 42 or 45 degrees for at least 0.5 seconds or at least 1 second or at least 2 seconds or at least 2.5 seconds). In exemplary embodiments, this 'high' average power may be at least 35 Watts or at least 50 Watts or at least 75 Watts. The specific average power may depend on physiological factors such as hair and/or skin color.
- 25 iv) a 'short' pulse width or pulse duration – for example, less than 10 milliseconds and greater than 0.5 millisecond or greater than 1 millisecond. In some embodiments, the pulse width or duration of individual pulses is between 2 and 7 milliseconds.
- 30

It is noted that the teachings of the present invention may be used to remove hair from any area of the body, including but not limited to the back, face, head, eyebrows, eyelashes, chest, abdomen, pubic area, legs, and armpits.

Furthermore, it is noted that application or delivery of light, for example one or more pulses of light, to a given region or sub-region or area of tissue (for example skin) refers to application or delivery of the light (for example, one or more pulses of light) to any location or locations within the region or sub-region of tissue.

#### Optical Radiation and Pulse Properties

Various embodiments of the present invention provide any combination of the following salient features. It is appreciated that not every one of these following features must be included in every embodiment.

a) Wavelength features. The present inventor is disclosing a treatment and device that delivers, to the skin of the patient, optical radiation including “deeper-penetrating” optical radiation which traverses the melanin-rich epidermis and is absorbed by the sub-dermal tissue (i.e. the dermis). In some embodiments, this deeper-penetrating optical radiation comprises light having a wavelength between a minimum wavelength value (for example, 750 nm, for example 780 nm or 800 nm) and an maximum wavelength value (for example 950 nm, or 980 nm , or 1000 nm, or 1200 nm 1500 nm). Not wishing to be bound by theory, it is disclosed that choosing wavelengths in the “optical window” may be useful for providing a treatment protocol (or treatment device) that is less likely to heat the nerve-containing epidermis, thereby obviating (but not necessarily eliminating) the need for tedious cooling (applied concomitantly, or applied using a “pre-cooling protocol”) and/or thereby providing a safer treatment protocol.

In exemplary embodiments, this is provided by providing light at a plurality of frequencies (for example, light from an IPL device that is filtered with a band-pass filter), such that a majority (or greater) of the of the applied optical radiation has a wavelength in a given wavelength range defined by a minimum wavelength value (for example, 750 nm, for example 780 nm or 800 nm) and an maximum wavelength value (for example 950 nm, or 980 nm , or 1000 nm, or 1200 nm 1500 nm).

In some embodiments, the applied incoherent light and/or each pulse thereof comprises ‘primarily’ wavelengths within the range defined by the minimum

wavelength value and the maximum wavelength value – i.e. at least 70% of the incoherent light or each pulses thereof has a wavelength in this range.

In some embodiments, at least 75% of the incoherent light or each pulses thereof has a wavelength in this range.

5 In some embodiments, at least 90% of the incoherent light or each pulses thereof has a wavelength in this range.

In some embodiments, at least 95% of the incoherent light or each pulses thereof has a wavelength in this range.

10 b) Fluence features. The present inventor is disclosing that it is possible to remove hair by applying low-fluence pulses of incoherent light to the skin of a patient.

In exemplary embodiments, the ‘low fluence pulses’ have a fluence that is less than  $10 \text{ J/cm}^2$  per pulse or less than  $8 \text{ J/cm}^2$  or less than  $6 \text{ J/cm}^2$ .

15 It is appreciated that when a plurality of series of pulses are applied, not every individual pulse necessarily has the same exact fluence, and that there may be some variation in the fluence between pulses.

In some embodiments, however, every pulse of a given plurality of pulses in a range disclosed for ‘average pulse fluence’ – e.g. every pulse has a fluence less than  $10 \text{ J/cm}^2$ , or  $8 \text{ J cm}^2$ , etc.

20 It is noted that the specific fluence (as well as other features such as pulse width, repetition rate, power, etc) provided may depend on a number of physiological factors, including but not limited to the skin color and hair color. For example, for lighter hair (less “melanized” hair), it may be desirable to choose a larger fluence. Similarly, for darker skin, it may be desirable to choose a smaller fluence.

25 It is noted that these low-fluence pulses are surprisingly effective for hair removal.

c) Repetition rate features The present inventor is disclosing for the first time, a hair-removal protocol and device where light is applied to the skin with a certain “high” repetition rate.

30 As used herein, a ‘repetition rate’ refers to rate of individual pulses (i.e. in pulses per second, or HZ) delivered over a given time period – the number of pulses delivered or delivered or provided divided by the length of ‘given’ time period. In different embodiments, the given time period may be, for example, at least 0.5 seconds, at least 1 second, at least 1.5 seconds, at least 2 seconds, at least 3 seconds, at least 5 seconds or at least 10 seconds.

In exemplary embodiments, the 'rapid' repetition rate is at least 1.5 pulses / sec, and/or at least 2.5 pulses/ sec and/or at least 2.5 pulses/sec and/or at least 3 pulses/sec and/or at least 7.5 pulses/sec and/or at least 5 pulses/sec.

In some embodiments, the maximum repetition rate is 20 or 15 or 12.5 or 10 pulses/sec. In some embodiments, when the repetition rate increases, the selected fluence is lower.

d) Pulse duration/ pulsewidth features. In exemplary embodiments the pulse width or duration of individual pulses of incoherent light is, on average, for example, less than 10 milliseconds and greater than 0.5 millisecond or greater than 1 millisecond. In some embodiments, the pulse width or duration of individual pulses is, on average, between 2 and 7 milliseconds.

Once again, is noted that the specific fluence, and also the specific pulse-duration or pulse-width provided may depend on a number of physiological factors, including but not limited to the skin color and hair color. For example, for lighter hair (less "melanized" hair), it may be desirable to choose a longer pulses with a larger fluence. Similarly, for darker skin, it may be desirable to choose shorter pulses with a smaller fluence.

e) Relation Between Fluence and Repitition Rate - In exemplary embodiments, a "rapidly applied series of low-fluence pulses" of light are applied. Thus, in exemplary embodiments, a ratio between an average pulse fluence of the plurality of light pulses and an repetition rate of the plurality of light pulses is at most a maximum ratio value that is at most 3 (J\*s)/cm<sup>2</sup>, or at most 2 (J\*s)/cm<sup>2</sup>, or at most 1.5 (J\*s)/cm<sup>2</sup>.

f) Average power features.

In some embodiments, a minimum average power is provided (i.e. incoherent and/or coherent light is delivered at a minimum average power), in order to ensure that the sub-dermal layer (i.e. the dermis) (or portion thereof) is heated above the minimum dermis heated temperature.

For example, a minimum average power of 35 Watts, or 50 Watts, or 75 Watts is provided for a given period of time (i.e. enough time to heat the dermis to at least 42 or 45 degrees Celsius).

In another example, a minimum average power density of 8 Watts/cm<sup>2</sup>, or 12 Watts/cm<sup>2</sup>, or 15 Watts/cm<sup>2</sup> is provided for the given period of time.

Not wishing to be bound by theory, it is noted that by operating at a relatively 'high' average power for a certain given period of time (for example, at least 0.5 seconds, or at least 1 second, or at least 2 seconds, etc – or a period of time during which a certain minimum number of pulses are delivered – for example at least 3, 5, 10, 15 or 30 pulses), it is possible to provide enough power to heat the sub-dermal layer or dermis.

In some embodiments, a maximum average power is provided (and/or a maximum average power of light in certain wavelengths, for example, in order to provide a safer treatment and/or a treatment where there is less of a need to cool the dermis. Thus, in exemplary embodiments, the average power is less than 400 Watts, or less than 300 Watts or less than 200 Watts or less than 150 Watts.

#### 15 Exemplary Treatment Device

FIGS. 1A-1C provides block diagrams of exemplary devices in accordance with exemplary embodiments of the present invention. These figures (and all figures) are intended as illustrative and not as limiting.

20 The device includes a source of pulsed incoherent light **110** (for example, a flashlamp), a controller **215** (in the specific example of the figures, provided as part of control unit **116**) and an applicator **114**.

Applicator **114** is adapted to deliver light to the treatment area of the patient. In some embodiments, applicator **114** includes a housing with an aperture for delivering the pulses of light. In some embodiments, a control may be provide for determining or controlling the applicator size.

It is noted that applicators **114** for delivering optical radiation to skin to remove hair are well-known in the art, and that any known applicator **114** and any known applicator feature may be used in the presently-described apparatus for hair removal.

30 In some embodiments, the applicator may include and/or be associated some sort of embedded control for example, a button, for controlling the delivered radiation – for example, an 'on/off' control.

Although the applicator **114** is shown in contact with the skin (i.e. in contact with the epidermis **52**) in FIG. 1A, this is not to be construed as a limitation, and embodiments where light is applied to the skin without touching the skin are also within the scope of the present invention.

5 In FIG. 1B, the applicator **114** is 'above' the surface of the skin (i.e. not touching the skin) such that there is a gap of length  $d1$  between the bottom of the applicator **114** and the surface of the skin.

10 In FIG. 1C, the applicator **114** includes a transparent energy delivery element **45** through which incoherent light (and optionally other electromagnetic energy) is applied to the skin surface **49**. The energy delivery element **45** is configured in the applicator **114** such that is a 'spacer' or 'gap of length  $d2$  between the lower surface (or energy delivery surface **43**) of transparent energy delivery element **45** and the skin surface.

15 As shown in FIGS. 1A-1C the control unit **116** includes controller **215** (for example, either (i) automatic electronic controls for example including a microprocessor and/or code provided using any combination of software and hardware and/or (ii) manual controls) controls various parameters of the electromagnetic radiation emitted by the pulsed light source **110**.

20 Thus, it is noted that in the specific example of FIGS. 1A-1C and FIG. 2, controller **215** is provided separately (and in a separate unit) from light source **110** and applicator **114**. This is not to be construed as a limitation. In some embodiments, the 'controller' **215** may be configured as an integral part of the light source **110** or as an integral part of a incoherent light device such as a flash device (i.e. including light source **110**) – i.e. a light source configured inherently to generate the desired pulse  
25 sequence. Furthermore, there is no requirement of a separate 'control unit **116**.'

In the example of FIGS. 1A-1C the pulse light source **110** is embedded within applicator **114**. Alternatively or additionally, in some examples, the pulse light source **110** is located outside of applicator **114** and the light is delivered, for example via some sort of waveguide or conduit, from an 'external' light source into the applicator  
30 **114**.

In exemplary embodiments, the **114** applicator is cooled to provide cooling such as contact cooling (for example, contact cooling such as sapphire contact cooling) provided using the applicator. In embodiments related to contact cooling, it may be preferred to provide good thermal contact.

It is appreciated that although there is no cooling requirement, that any combination of cooling techniques may be used, including pre-cooling, concurrent cooling, spray cooling, gel cooling, air cooling, etc.

In exemplary embodiments, the cooling is applied before and/or during and/or  
5 after treatment with light pulses. In exemplary embodiments, the amount of cooling (for example, contact cooling and/or spray cooling or any other cooling) is determined by the control unit **116** (for example, controller **215**), for example, in accordance with one or more parameters of the pulsed light.

In exemplary embodiments, the light penetrates to the dermis **54** to heat the  
10 dermis, for example, to at least 42 degrees or at least 45 degrees Celsius. In exemplary embodiments, the hair follicle **50** is heated to a greater temperature than the temperature of the dermis, for example, to a thermal denaturation temperature, though this is not a requirement and it may be possible to damage hair follicles without necessarily heating the follicles to a denaturation temperature.

15 Not wishing to be bound by theory, it is noted that in exemplary embodiments, because of the warm temperature of the dermis, the hair follicle does not cool below the temperature of the dermis for a certain period of time.. When this happens, the hair can be removed, for example, by waiting for the hair to shed and/or with a tweezer, etc.

20 In some embodiments, the heated region of dermis (or sub-dermal layer) as an area that is at least 20% or at least 50% or at least 80% any spot area disclosed herein and is heated for a minimum period of time – for example, at least 0.5 second, at least 1 second, at least 2 seconds, or any other period of time useful for achieving the desired heating of the hair follicles (and thermal damage of the hair follicles).

25 FIG. 2 provides a block diagram of an exemplary control unit **116**. As noted earlier, various parameters may be determined either manually by the operator and/or may be computed using electronic circuitry. It may, nevertheless, be convenient to provide certain 'pre-programmed options.'

30 Control unit **116** of the example of FIG. 2 includes controller **215**. Controller **215** is operative to at least partially control one or more pulse characteristics including but not pulse fluence, duration of individual pulses (i.e. pulse width), power parameters (for example, average and/or peak power), duration of a pulse sequence, number of pulses in a pulse sequence, and pulse rate.

Thus, in the example of FIG. 2, controller **215** includes one or more of: a repetition rate selector **210**, fluence selector **212**, individual pulse duration (or pulse width) selector **217**, power selector **214** (for determining, for example, peak power and/or average power and/or a derived parameter of the two), and a pulse sequence duration selector and/or number of pulses in a pulse sequence selector **213**.

Thus, in different embodiments, controller **215** may be operative or programmed to provide a certain pulse sequence comprising at least a minimum number of pulses (for example, at least 3 pulses, at least 5 pulses, at least 10 pulses, at least 15 pulses or at least 30 pulses) at a given repetition rate.

In some embodiments, the control unit **116** is 'pre-configured' to provide a selected treatment protocol for hair removal (for example, any treatment protocol described describing repetition rate and/or fluence of light pulses and/or pulse width of pulse duration and/or power parameters) described herein. In one example, the user may select a given treatment protocol (for example, a presently disclosed protocol) from a plurality of protocols using some sort of used interface (not shown) that utilizes display **216**.

In some embodiments, more than one 'program' associated with a given pulse sequence is provided, and a mechanism for selecting a specific program is provided. In one particular example, a user interface for selecting a specific program in accordance with skin and/or hair color is provided.

For example, a 'light skin' program may provide higher fluence pulses, while a 'lower skin' program may provide lower fluence pulses, but, for example, a higher repetition rate.

In exemplary embodiments, the control unit includes a user display for example, useful for selecting a program.

It is noted that in some embodiments, a user may specify a first parameter or set of parameters (for example, a fluence) and controller **215** may determine or calculate another parameter (for example, repetition rate) from the specified parameter or parameters.

It is noted that as depicted in the figures, the light source **110** is 'embedded' in the applicator (for example, handpiece). This salient feature is provided by certain embodiments, though this is not to be construed as a limitation.

In exemplary embodiments, one or more user input controls (for example, keyboard, foot pedal, etc) (not shown) may be provided.

FIG. 3 provides a diagram of an exemplary light source **110** (i.e. source of pulsed and/or CW light). In the example of FIG. 3, this includes a pulse generator **310** (for example, controlled by the device control unit), a light source **312** (for example an incoherent light source such a flash lamp), and an optics assembly **314**.

5 Optics assembly **314** may be configured to modify propagation of the electromagnetic radiation of the incoherent light – for example, to direct light in a pre-determined direction and/or to a predetermined location. Optics assembly may include any appropriate optical components known to one skilled in the art for performing this function, including but not limited to wave guides, lenses (i.e. including but not limited to refractive and diffractive lenses), and mirrors. Optionally, 10 in some embodiments related to incoherent light-based hair removal, optics assembly **314** may include a band pass filter, for example, a low-pass filter for filtering incoherent light from the flashlamp.

The flash lamp or other incoherent light source may be programmed to 15 provide light of different ranges of wavelengths.

It is noted that there is no limitation on the shape of the light pulse. In exemplary embodiments, the shape of the pulse is square, though this is certainly not a limitation, and pulses of any shape (for example, sinusoidal, sawtooth, etc) are within the scope of the present invention.

20 In exemplary embodiments relating to incoherent light, the spot area or spot size is between, for example,  $3 \text{ cm}^2$  and  $10 \text{ cm}^2$  – for example, between  $3 \text{ cm}^2$  and  $7 \text{ cm}^2$ .

In some embodiments, the inter-pulse time is maintained constant. Alternatively, this parameter may be varied, providing varying repetition rates.

25 One salient feature provided in some embodiments by the control unit, is that the pulses of light may be of different predetermined optical radiation and/or pulse parameters, for example, predetermined wavelengths, fluence, repetition rate, pulse shape, etc.

30 It is noted that in some embodiments, electromagnetic radiation other than optical radiation (for example, RF radiation) may be applied concomitantly with the pulses of light. Nevertheless, this is not a limitation, and embodiments where the total intensity of this non-optical energy is at most 10% of the total electromagnetic radiation intensity are within the scope of the present invention. Typically, no RF

radiation is applied, and only light (coherent and/or incoherent) is applied, though this is not to be construed as a limitation.

As noted above, various parameters may optionally varied in time, for example, repetition rate, pulse shape, pulse width, etc.

5 It is noted that in various embodiments, the electromagnetic radiation including the light pulse is applied so as to remove the hair (temporary and/or permanent hair removal) without burning the surrounding tissue/skin and/or leaving the surrounding tissue/skin free of injury.

#### Additional Discussion About Treatment Protocols

10 In some embodiments, the treating of the patient comprises the steps: (i) identifying a region of the patient where hair follicles are present (or a region from which it is desired to damage hair follicles; (ii) apply the electromagnetic radiation comprises a plurality of incoherent light pulses; (iii) allow the hair follicles to be damaged by the applied electromagnetic radiation.

15

#### Handpiece or Applicator Speed

Not wishing to be bound by any theory, it is noted that use of a relatively 'high' pulse delivery rate or frequency allows for application of light pulses via a handpiece that moves over the surface of the skin at a relatively 'high' velocity. This is because more individual pulses are delivered in a given period of time when the pulse delivery rate is higher, and thus, even the handpiece speed is relatively 'high,' a given hair follicle may still receive a minimum number of pulses.

20 In exemplary embodiments, on average, each hair follicle within a given treatment region (for example, a given treatment region of at least 1 cm<sup>2</sup>, or at least 5 cm<sup>2</sup>, or at least 10 cm<sup>2</sup>, or at least 50 cm<sup>2</sup>) receives between 10 and 15 pulses. It is recognized that depending on the specific application, there are some clinical situations where, for example, a given follicle is subject to at least 5 pulses, at most 20 pulses or any other number of pulses.

30 In some embodiments, the application of the plurality of light pulses is carried out via an applicator or handpiece (for example, an applicator that concomitantly provides cooling including but not limited to contact cooling) that moves or 'glides' over the surface of the treatment surface (i.e. over the surface of the skin) at a velocity that is, on average, at least 3 cm/sec (or at least 4 cm/sec, or approximately 5 cm/sec) during the time period that the plurality of light pulses are delivered at a given

minimum average repetition rate (for example, during a time period where at least 10 pulses are delivered, or a time period that at least 20 pulses are delivered, or a time period that at least 50 pulses are delivered, or a time period that at least 75 pulses are delivered, or a time period a that at least 100 pulses are delivered.

5 As used herein, the 'velocity' of an applicator or handpiece refers to the velocity of a fixed point on the applicator or handpiece (for example, a center of mass, or in another example, a fixed point on an energy treatment surface) relative to the treatment region or skin as the applicator or handpiece moves over the surface of the treatment region or skin (for example, parallel to the local plane of the treatment  
10 region).

It is recognized that in different applications, the minimum or average velocity of the handpiece required during application or delivery of the light pulses may vary depending on the application – i.e. depending on parameters such as the repetition rate, the spot area, the level of aggressiveness of treatment required, etc.

15 Thus, in one example, if the repetition rate is higher, it is possible to deliver the light pulses from a handpiece or applicator having a higher velocity during the time of pulse delivery. In another example, a greater spot area will also allow a higher handpiece or applicator velocity.

In some embodiments, the average handpiece velocity during the time of pulse  
20 delivery (i.e. of incoherent light pulses) is at least 3 cm/sec, at least 4 cm/sec, or about 5 cm/sec. In some embodiments, the average handpiece or applicator velocity  $v$  is determined such that the ratio  $(v^2)/[(freq)^2*(spot)]$  (where  $v$  is the velocity of the handpiece or applicator in cm/sec,  $spot$  is the spot area in  $cm^2$ ) is at least 0.1, or at least 0.3, or at least 0.5, or at least 0.7 or at least 1, during the time period of delivery  
25 of the plurality of pulses of incoherent light .

Not wishing to be bound by theory, it is noted that in some embodiments, the practitioner treating the patient for hair removal may elect to employ a 'faster' or 'higher' velocity in order to provide a faster hair removal treatment.

#### Sequential Treatments of Sub-Regions of a Treatment Region

30 FIG. 4A provides an illustration of an exemplary treatment region **500**. It is noted that each of the sub-regions is a mathematical construct. In the example of FIGS. 4A, each sub-region has a rectangular shape (and the overall treatment region **500** has a rectangular shape), though this is not to be construed as a limitation. According to the example of FIGS. 4A-4B, the practitioner providing hair-removal

treatment to the patient applies pulses of light to different areas or sub-regions of the treatment region 500, for example, by moving a handpiece for delivering light pulses across the treatment region.

Thus, the treatment may be applied sequentially. In one particular example, during a course of treatment of treatment region 500, first sub-region 'A' 502 is treated 511 with a plurality of pulses of light; then first sub-region 'B' 504 is treated 513 with a plurality of pulses of light; then first sub-region 'C' 506 is treated 515 with a plurality of pulses of light; then first sub-region 'D' 508 is treated 517 with a plurality of pulses of light; then first sub-region 'E' 510 is treated 519 with a plurality of pulses of light.

This process may be repeated any number of times. As shown in FIG. 5A, subscript  $i$  indicates the  $i$ th time the treatment of a given sub-region is carried out.

In the example of FIGS. 4A-4B, when a given sub-region is being treated, other sub-regions are not being treated (i.e. because the handpiece or applicator is at another location). Thus, sub-region 'A' is treated first during time interval  $t_1^1$ . Then during a 'resting' time interval including time intervals  $t_2^1, t_3^1, t_4^1, t_5^1$  and  $t_1^6$  the applicator is treating other sub-regions (i.e. sub-regions 'B' through F'). Thus, during this 'resting' time interval, sub-region 'A' 502 does not receive pulses of light. Subsequently, during time interval  $t_1^2$ , sub-region 'A' 502 once again is subjected to a plurality of pulses of light.

Thus, the process described in FIG. 5B is one particular example of 'intermittent' application of pulses of light (i.e. each sub-region is intermittently subjected to a plurality of light pulses), which is described below.

#### Intermittent Application of Pulses of Light to a Given Location(s) On the Skin of A Patient to Facilitate Removal of Hair

In some embodiments, not all pulses are delivered to a given location on the skin or a given hair follicle continuously or at once.

Thus, as described with reference to FIGS. 4A-4B, it is possible that a given first sub-region will be treated with a number of pulses, after which a second sub-region will be treated (for example, by moving the applicator or handpiece from the first to the second sub-region, for example, by gliding the applicator over the skin of the treated region to reach the second sub-region), after which the first sub-region will receive additional pulses of light.

Alternatively or additionally, in another example of 'intermittent' application of light pulses, a certain number of pulses may be delivered to a certain region, after which, for a period of time, no pulses are delivered to a treatment region (for example, the operate may temporarily stop pulse delivery, for example, using a foot-pedal),  
5 after which, once again, a certain number of pulses are delivered.

Furthermore, it is appreciated that in some embodiments, the speed of the applicator may be a function of the size of the region treated.

FIG. 5 provides a flow chart diagram of an exemplary procedure where a given location or area of tissue is intermittently subjected to applied light pulses – i.e.  
10 light pulses are applied over a first period of time (step 401), after which, during a second period of time (step 403) the given location or area of tissue does not receive the light pulses, after which, during a third period of time (i.e. repetition of step 401), the given location or area of tissue once again is subjected to the applied light pulses. Steps 401 and 403 may repeated any number of times to facilitate removal of hair  
15 from the given location or area.

Thus, in step 401, a series of light pulses are applied to delivered (i.e. comprising a minimum number of pulses  $P$ ) at a given repetition rate. In one example, these pulses have an average fluence that is less than  $8 \text{ J/cm}^2$  per pulse and a least  $0.5 \text{ J/cm}^2$  per pulse.

20 As used herein, delivering or applying one or more pulses of incoherent light to an area or region may include delivering the pulses to one or more locations within the area or region.

It is noted in some embodiments, the number of pulses  $P$  delivered to the area or region (i.e. to one or more locations within the area or region) in step 401 depends  
25 on the size of the area, where a larger area may receive more pulses due, for example, to the greater 'capacity' for the larger area to receive pulses at more locations within the larger area.

Thus, in one example, if the area of tissue is of size  $N \text{ cm}^2$  (i.e. has a surface area that is  $N \text{ cm}^2$ ), the number of pulses delivered in step 401 is at least the smallest  
30 integer that is greater than  $1.5 N$ .

According to this example, the value of  $N$  may be in the range between 1 and 20, between 1.5 and 15, between 2 and 15, and in other sub-ranges.

In one specific example, an area of tissue of size  $1 \text{ cm}^2$  may receive 2 pulses in a given 'pass' of the handpiece (i.e. during one instance of step 401). Similarly, in

this example, an area of tissue of size 4 cm<sup>2</sup> may, in this specific example, receive 8 pulses in a given 'pass' of the handpiece.

Referring now to step 403, it is noted that after applying the at least  $P$  light pulses, the region or area (which may or may not be a sub-region of a larger treatment region) may be subjected to a resting phase where either no light pulses are delivered (i.e. to any location within the region or area) or only light having a reduced average power is applied or delivered to the region or area.

During the time period of step 403, the given region or area may be allowed to cool before repetition of step 401. This may be useful for providing a safe treatment.

In one example, where the applicator is applying energy elsewhere during the time period of step 403, no energy whatsoever need to be applied during the resting phase. This was described in FIGS 4A-4B. Thus, for sub-region 'A' 502, the first execution of step 401 is carried out during time interval  $t_1^1$ . The first execution of step 403 is carried out during a time interval including time intervals  $t_2^1, t_3^1, t_4^1, t_5^1$  and,  $t_1^6$ . The second execution of step 401 is carried out during time interval  $t_1^2$ .

For sub-region 'B' 502, the first execution of step 401 is carried out during time interval  $t_2^1$ . The first execution of step 403 is carried out during a time interval including time intervals  $t_3^1, t_4^1, t_5^1, t_1^6$  and  $t_1^2$ . The second execution of step 401 is carried out during time interval  $t_2^2$ .

It is noted that in various embodiments, this resting phase may be a 'no energy application phase' or a 'relatively low application of energy phase.'

In one example, during the 'resting phase' of step 403, an average power of the light (either the total amount of light or the amount of light in the region of the spectrum between 750 nm and 1500 nm) delivered (for example, delivered by the handpiece or applicator used to deliver, i.e. in step 401, the plurality of light pulses) does not exceed some 'low power' number – for example, does not exceed, say 30 Watts, or does not exceed 20 Watts, or does not exceed 10 Watts, or does not exceed 5 Watts.

In different embodiments, the duration of the 'resting' phase varies, for example, in accordance with a desired level of aggressiveness of treatment and/or the size of the overall 'treatment' region and/or physical parameters of the patient (for example, hair or skin color) and/or one or more various factors.

The skilled practitioner applying the treatment determine the length of the 'resting' phase according to a number of examples. Thus, in different examples, the

duration of the 'resting phase' of step 403 lasts for a minimum time that may depend on one more factors. Thus, for example, a given hair follicle may be subjected to the 'rest phase' for an amount of time that is least a few seconds and at most a period of time on the order of magnitude of a duration of a hair removal treatment – i.e. at most  
5 some number of minutes (for example, at most 20 minutes, or 30 minutes or an 60 minutes).

In one example, for example similar to the example of FIG. 5A, the length of the resting period may be influenced by the size of a given sub-region relative to the size of an overall treatment region. Thus, if the size of a given sub-region is small  
10 relative to the size of the overall treatment region, this may increase the length of time of the 'resting period' of step 403. If the of a given sub-region is larger relative to the size of the overall treatment region, this may decrease the length of time of the 'resting period' of step 403

It is noted that the total number of pulses delivered may depend on the size of the treatment region 500. In one example, the device may be pre-configured to deliver  
15 at least a certain number of pulses (or programmed to deliver any number of pulses), for example, at least 15, at least 30, at least 50, at least 100, and at least 500. Furthermore, in different examples, the user or practitioner providing the hair removal treatment may have a control to stop deliver of pulses (temporarily or altogether).

20 The following examples are to be considered merely as illustrative and non-limiting in nature. It will be apparent to one skilled in the art to which the present invention pertains that many modifications, permutations, and variations may be made without departing from the scope of the invention.

25

## EXAMPLES

Various experiments were conducted by the present inventors to demonstrate  
30 human hair removal by applying optical radiation in accordance with one or more teachings disclosed herein. In Example 1, some of the conducted experiments are described. In Example 2, additional exemplary protocols and device configuration parameters are related to incoherent light described.

Example 1: Hair Removal Using Incoherent Intense Pulsed Light

5

The present inventor has constructed an exemplary flashlamp hair removal device, and has configured this device in accordance with certain teachings of the present invention. The present inventor has conducted certain experiments to illustrate hair removal using this aforementioned device.

In the exemplary device, light having a wavelength of less than 780 nm and greater than 1300 nm was filtered using low-pass filters.

Table 2, shown below, lists various optical fields configuration parameters that were used during one particular experiment. During this experiment, a series of square pulses were applied to the skin, where the time between pulse pairs was equal for all pulse pairs.

	<u>Parameter</u>	<u>Value</u>
20	Fluence	5 J/cm <sup>2</sup>
	Pulse Duration	6 ms
	Spot Area	6.4 cm <sup>2</sup>
	Pulse frequency (rep rate)	3 pulses/second
	Peak power	$5 * 1/0.006 * 6.4 = 5,330$ W
25	Average power	$5 * 6.4 * 3 = 96$ W

Example 2: Hair Removal Using Incoherent Intense Pulsed Light

Example 2 describes additional device or treatment non-limiting parameters related to incoherent light (for example, IPL or flash).

	<u>Parameter</u>	<u>Value</u>
35	Fluence	2 J/cm <sup>2</sup>
	Pulse Duration	2 ms
	Spot Area	6.4 cm <sup>2</sup>
	Pulse frequency (rep rate)	10 pulses/second

Peak power  $2 * 1/0.002 * 6.4 = 6,400 \text{ W}$   
Average power  $2 * 6.4 * 10 = 128 \text{ W}$

5 In the description and claims of the present application, each of the verbs, "comprise" "include" and "have", and conjugates thereof, are used to indicate that the object or objects of the verb are not necessarily a complete listing of members, components, elements or parts of the subject or subjects of the verb.

All references cited herein are incorporated by reference in their entirety.

10 Citation of a reference does not constitute an admission that the reference is prior art.

The articles "a" and "an" are used herein to refer to one or to more than one (i.e., to at least one) of the grammatical object of the article. By way of example, "an element" means one element or more than one element.

15 The term "including" is used herein to mean, and is used interchangeably with, the phrase "including but not limited" to.

The term "or" is used herein to mean, and is used interchangeably with, the term "and/or," unless context clearly indicates otherwise.

The term "such as" is used herein to mean, and is used interchangeably, with the phrase "such as but not limited to".

20 The present invention has been described using detailed descriptions of embodiments thereof that are provided by way of example and are not intended to limit the scope of the invention. The described embodiments comprise different features, not all of which are required in all embodiments of the invention. Some embodiments of the present invention utilize only some of the features or possible  
25 combinations of the features. Variations of embodiments of the present invention that are described and embodiments of the present invention comprising different combinations of features noted in the described embodiments will occur to persons of the art.

**CLAIMS**

1. A method of damaging hair follicles in a region of skin having a plurality of hair follicles, the method comprising:

5 a) applying to all locations in the region of skin, electromagnetic energy comprising a plurality of pulses of incoherent light wherein:

i) each said pulse of incoherent light comprises primarily wavelengths within a range between 750 nm and 1500 nm;

10 ii) an average pulse fluence of said plurality of pulses is in a range from 0.5 J/cm<sup>2</sup> to 10 J/cm<sup>2</sup>;

iii) an average repetition rate of said plurality of pulses is in a range from 1.5 to 20 Hz;

iv) an average pulse duration of said light pulses is in a range from 0.5 to 10 ms,

15 wherein the pulses of incoherent light are applied in a manner so as to heat dermis of the region of skin to a temperature in a range from 42°C to 50°C.

2. The method of claim 1 wherein the pulses of incoherent light are applied in a manner so as to heat the dermis of the region of skin to at least 45°C.

20

3. The method of claim 1 or 2, where said application of said electromagnetic energy comprising said plurality of pulses is carried out using an applicator moving over a surface of the region of skin for at least a minimum applicator distance that is at least 2 cm, at an applicator velocity that is at least a minimum applicator velocity value that is at least 1 cm/sec, and that is at most a maximum applicator velocity value that is at most 20 cm/sec.

25

4. The method of claim 3 wherein said minimum applicator distance is at least 3 cm.

30

5. The method of any one of claims 1 to 4, wherein an average power density of said applied electromagnetic energy is in excess of 75 Watts/cm<sup>2</sup>.

6. The method of any one of claims 1 to 5, wherein said rate is at least 2 Hz.

35

7. The method of any one of claims 1 to 5 wherein said rate is at least 5 HZ.

8. The method of any one of claims 1 to 7 wherein the average pulse fluence does not exceed  $6 \text{ J/cm}^2$ .

9. An apparatus for damaging hair follicles in an a region of skin  
5 having a plurality of hair follicles, the apparatus comprising:

a) an incoherent light source operative to generate incoherent light comprising a plurality of incoherent light pulses, each said pulse of incoherent light comprising primarily wavelengths within a range between a minimum wavelength value that is at least 750 nm and a maximum wavelength value that is  
10 at most 1500 nm; and

b) a controller operative to at least partially control pulse characteristics of said light pulses, said source and said controller being configured such that:

i) an average pulse fluence of said plurality of pulses is in a range from  $0.5 \text{ J/cm}^2$  to  $10 \text{ J/cm}^2$ ;

15 ii) an average repetition rate of said plurality of pulses is in a range from 1.5 Hz to 20 Hz;

iii) an average pulse duration of said light pulses is in a range 0.5 to 10 ms,

wherein said light source and said controller are operative to produce said  
20 light pulses in a manner such that when delivered to the region of skin, the delivered light pulses heat dermis of the region of skin to a temperature in a range from  $42^\circ\text{C}$  to  $50^\circ\text{C}$ .

10. The apparatus of claim 9 further comprising: c) an applicator for  
25 delivering said pulses of light to all locations in the region of skin.

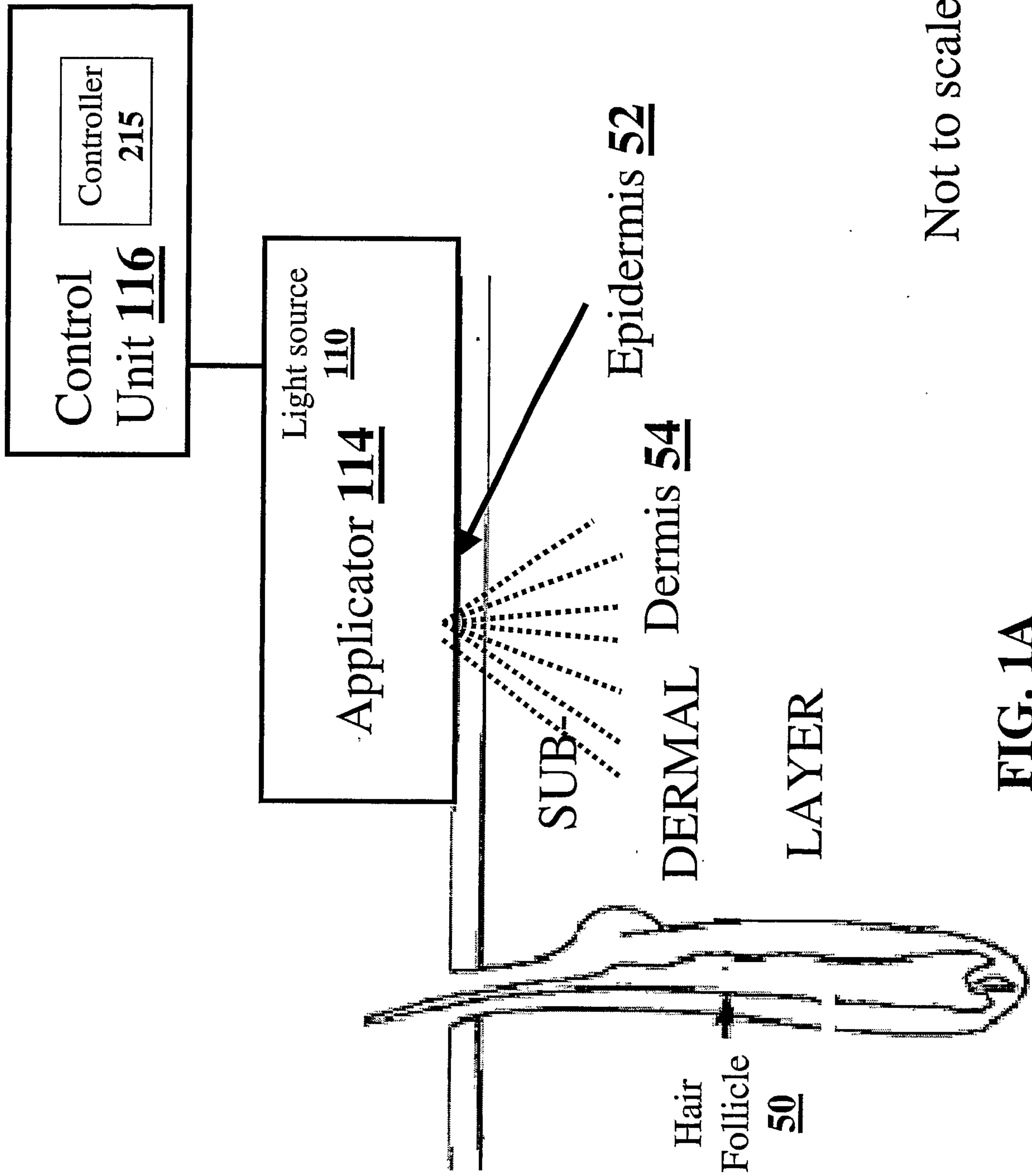
11. The apparatus of any one of claims 9 to 10 wherein said source and said controller are configured to provide said incoherent light such that when delivered to the region of skin, the delivered light pulses heat the dermis of the  
30 region of skin to a minimum temperature that is at least  $45^\circ$ .

12. The apparatus of any one of claims 9 to 11 wherein said source and said controller are configured to provide said incoherent light comprising said plurality of pulses at an average power density per square centimetre that is at  
35 least a minimum average power density value that is at least  $75 \text{ Watts/cm}^2$ .

13. The apparatus of any one of claims 9 to 12 wherein said source and said controller are configured such that said repetition rate is at least 2 Hz.

14. The apparatus of any one of claims 9 to 12 wherein said source and said  
5 controller are configured such that said repetition rate is at least 3 Hz.

15. The apparatus of any one of claims 9 to 14 wherein said source and said controller are configured such that said average pulse fluence is at most  $6 \text{ J/cm}^2$ .



**FIG. 1A**

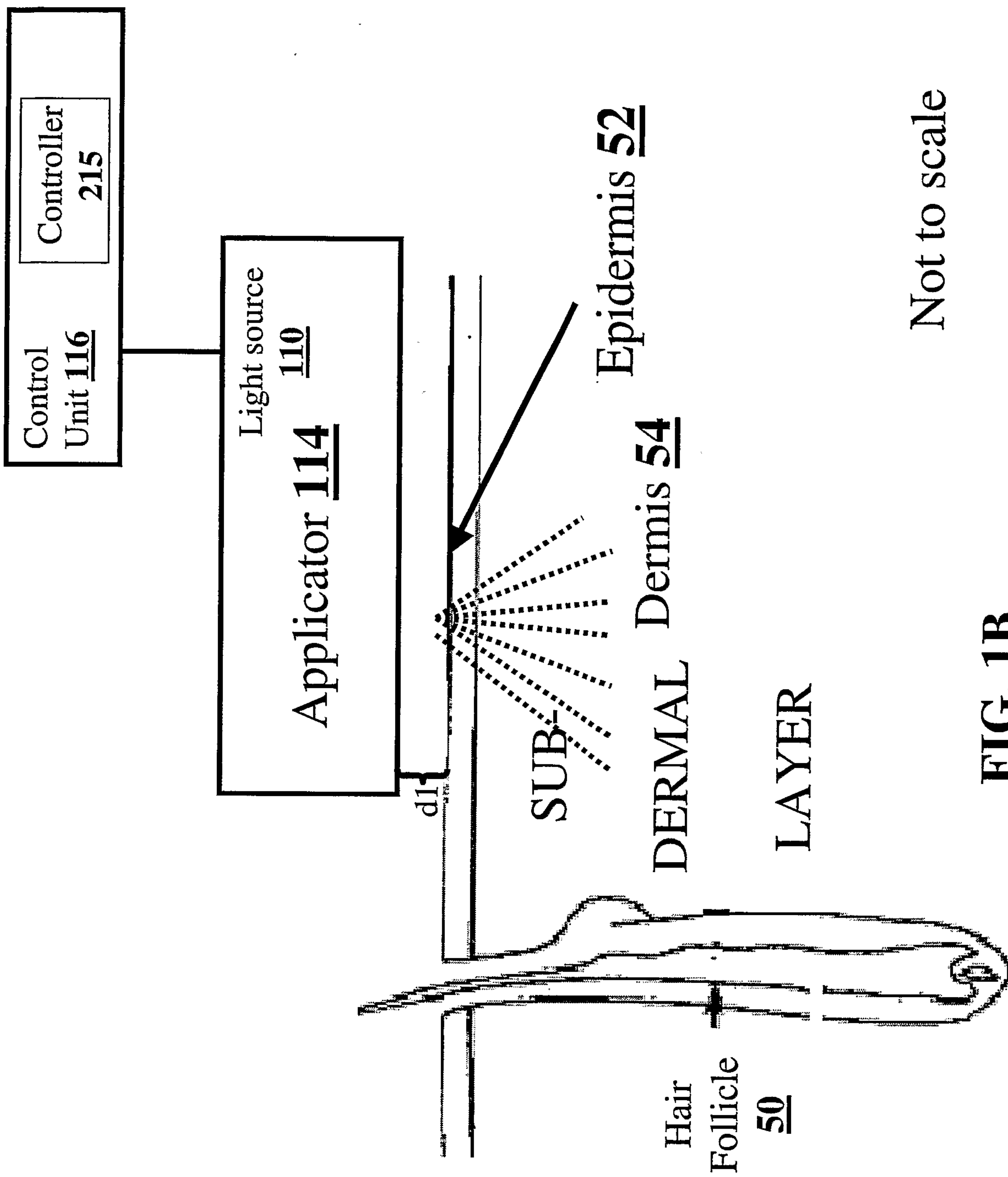
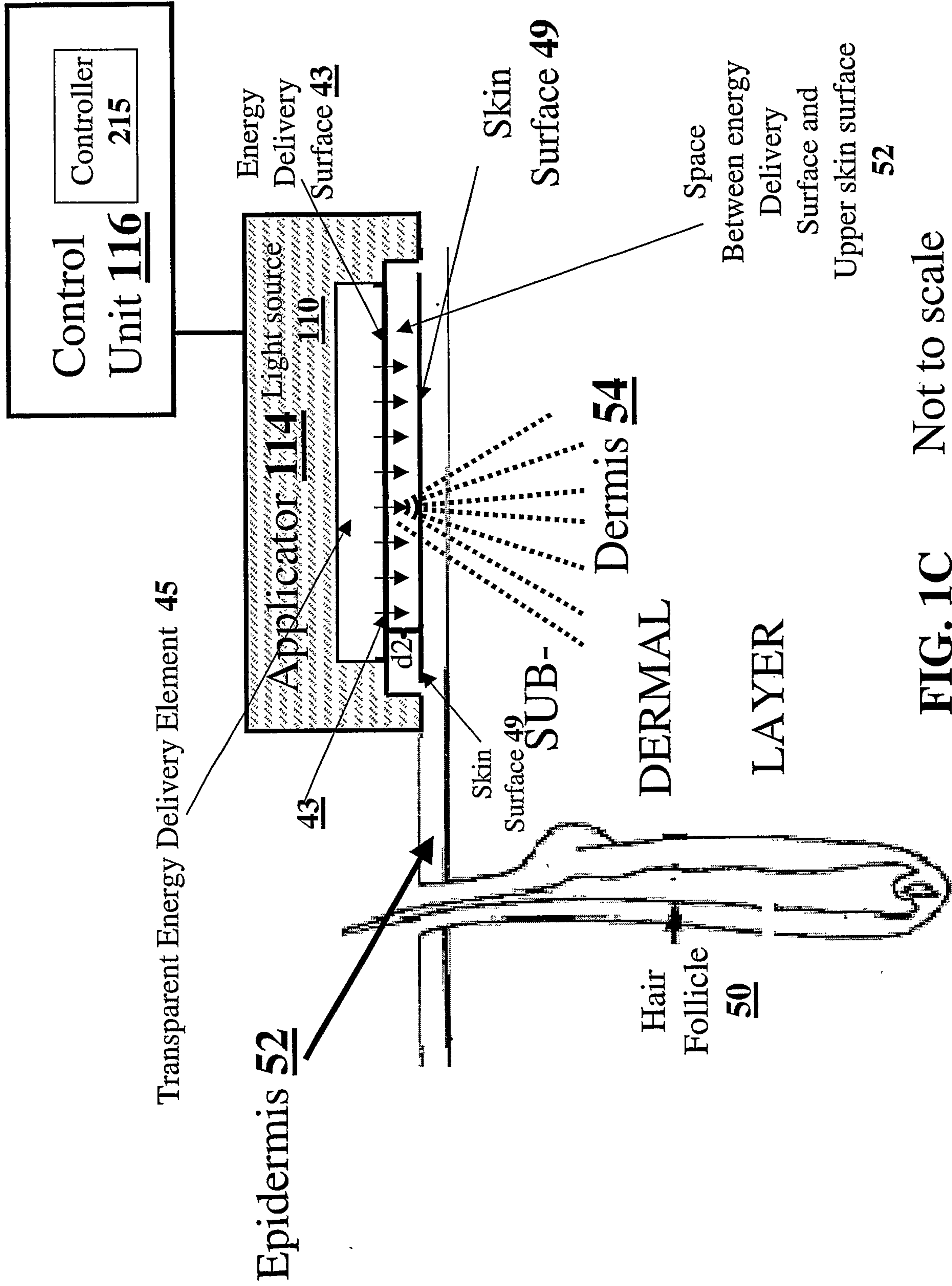
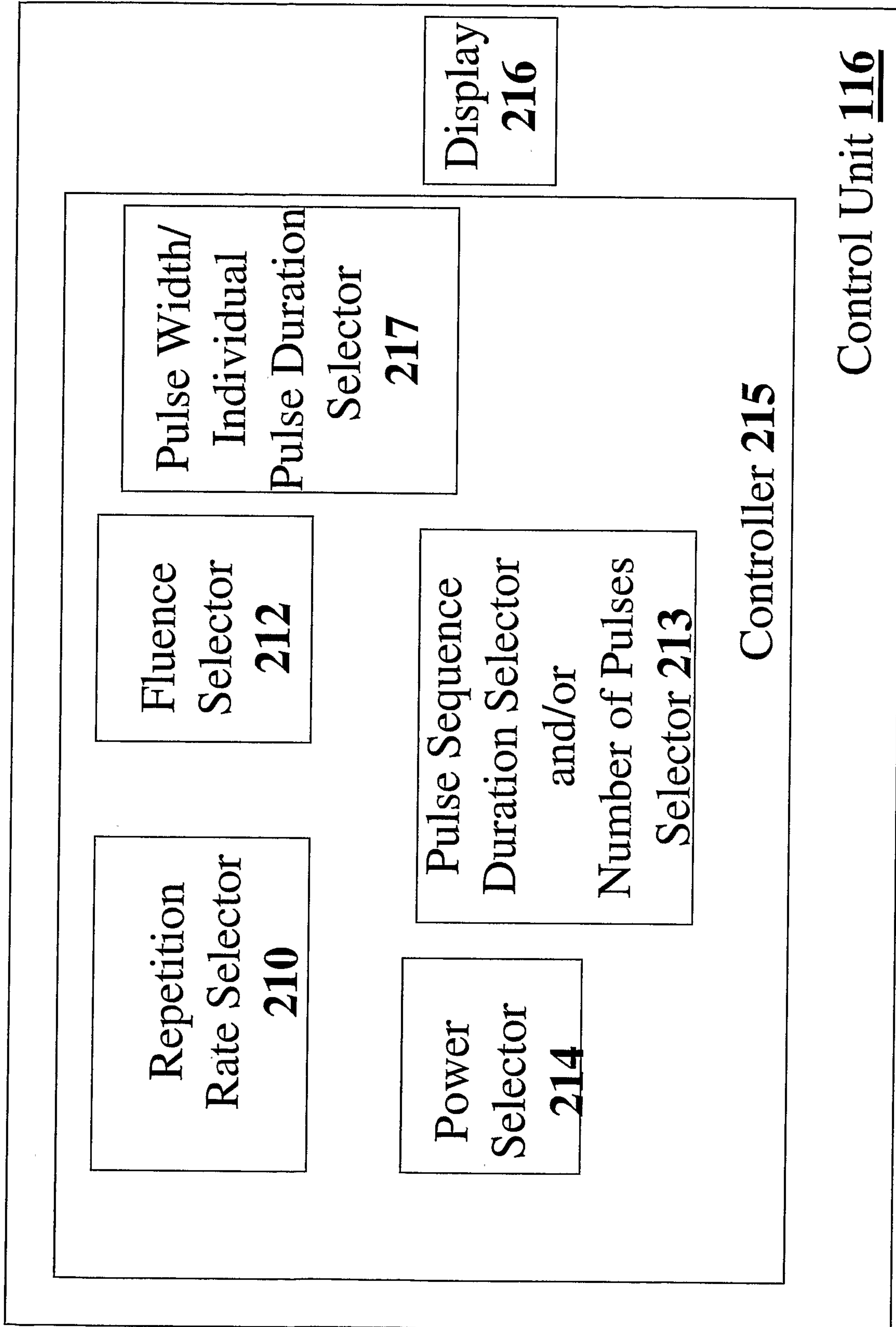


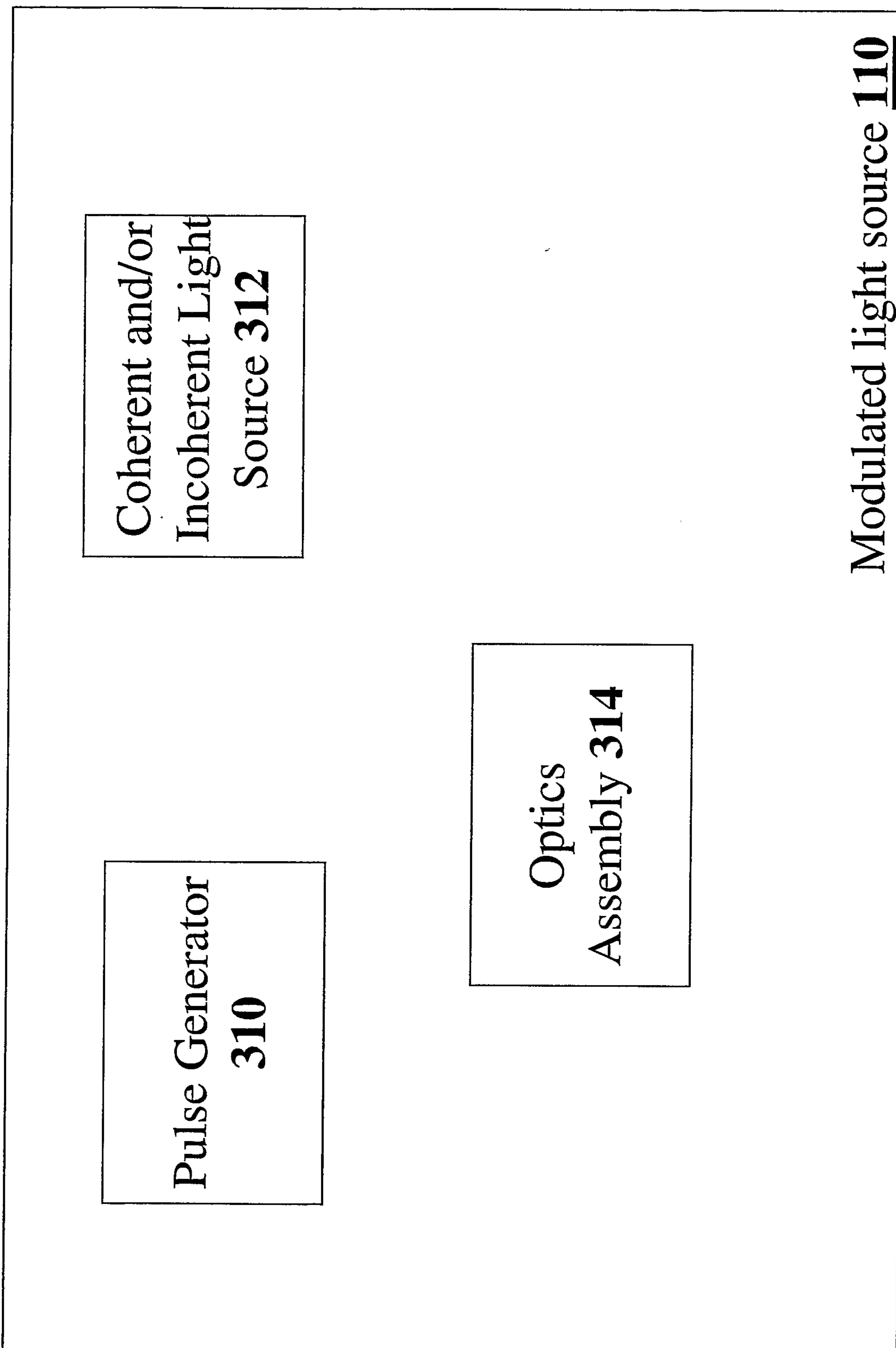
FIG. 1B



**FIG. 1C** Not to scale



**FIG. 2**



**FIG. 3**

Sub-region <b>'A' 502</b>	Sub-region <b>'B' 504</b>	Sub-region <b>'C' 506</b>
Sub-region <b>'F' 512</b>	Sub-region <b>'E' 510</b>	Sub-region <b>'D' 508</b>

Treatment Region 500

**FIG. 4A**

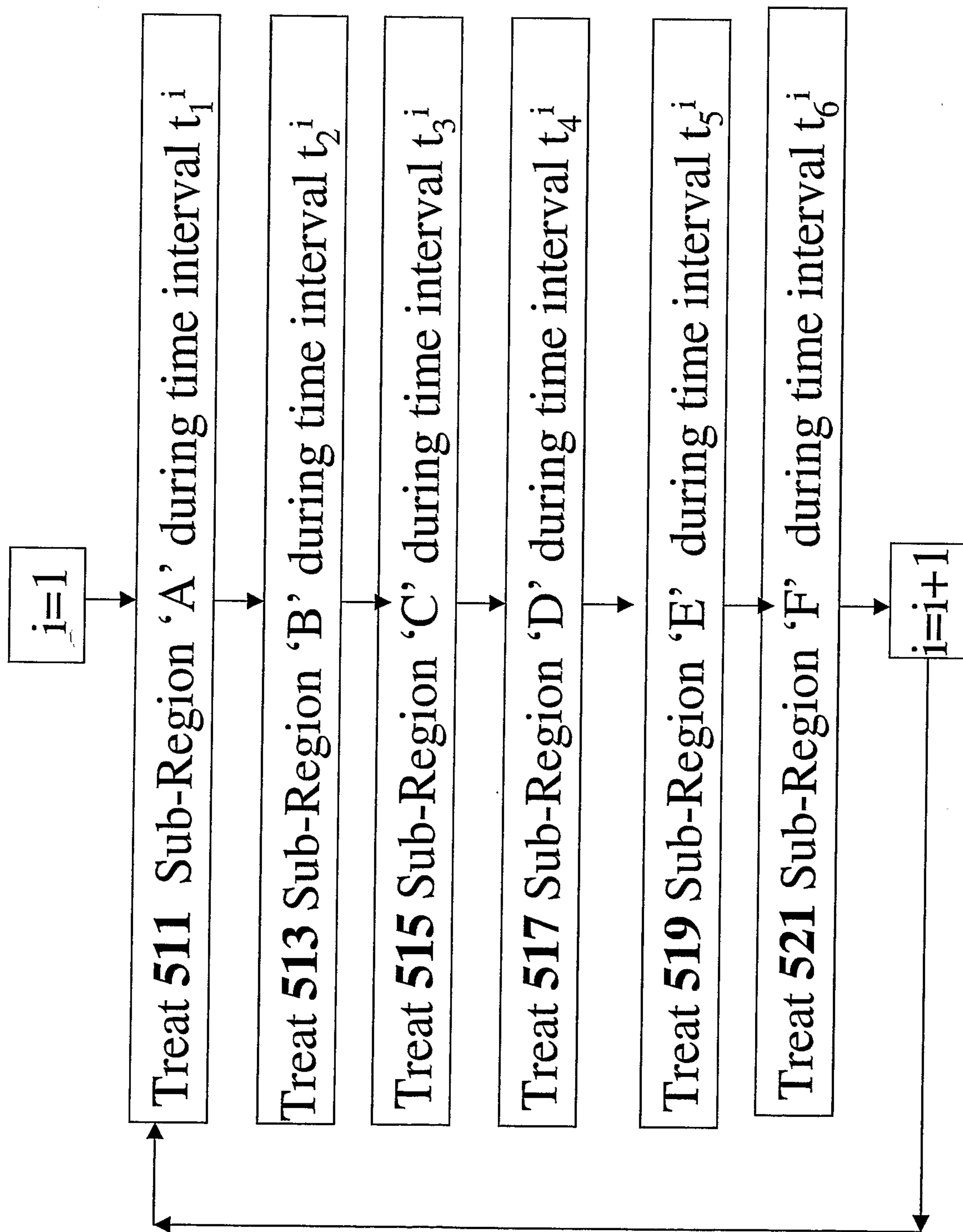
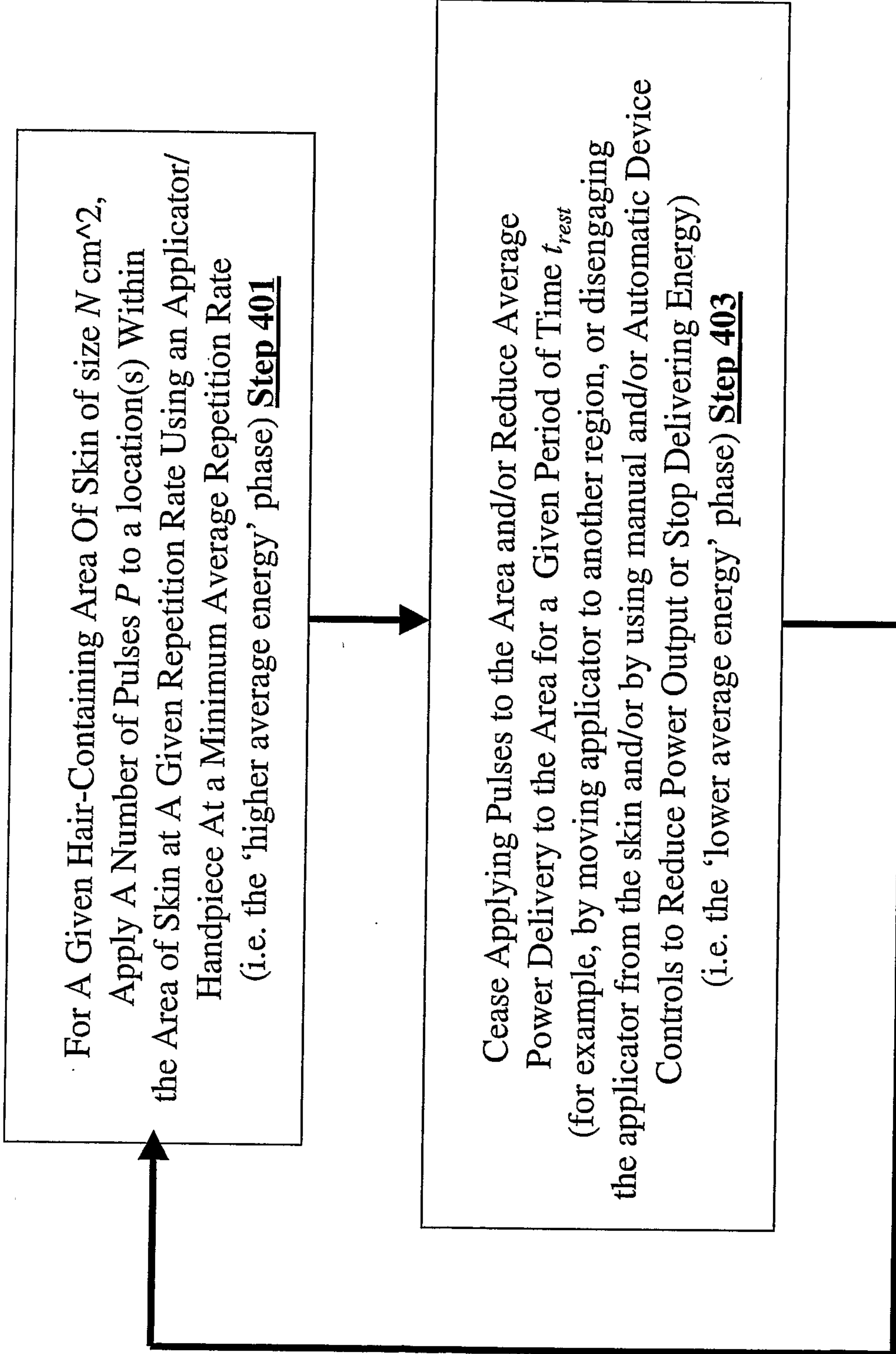
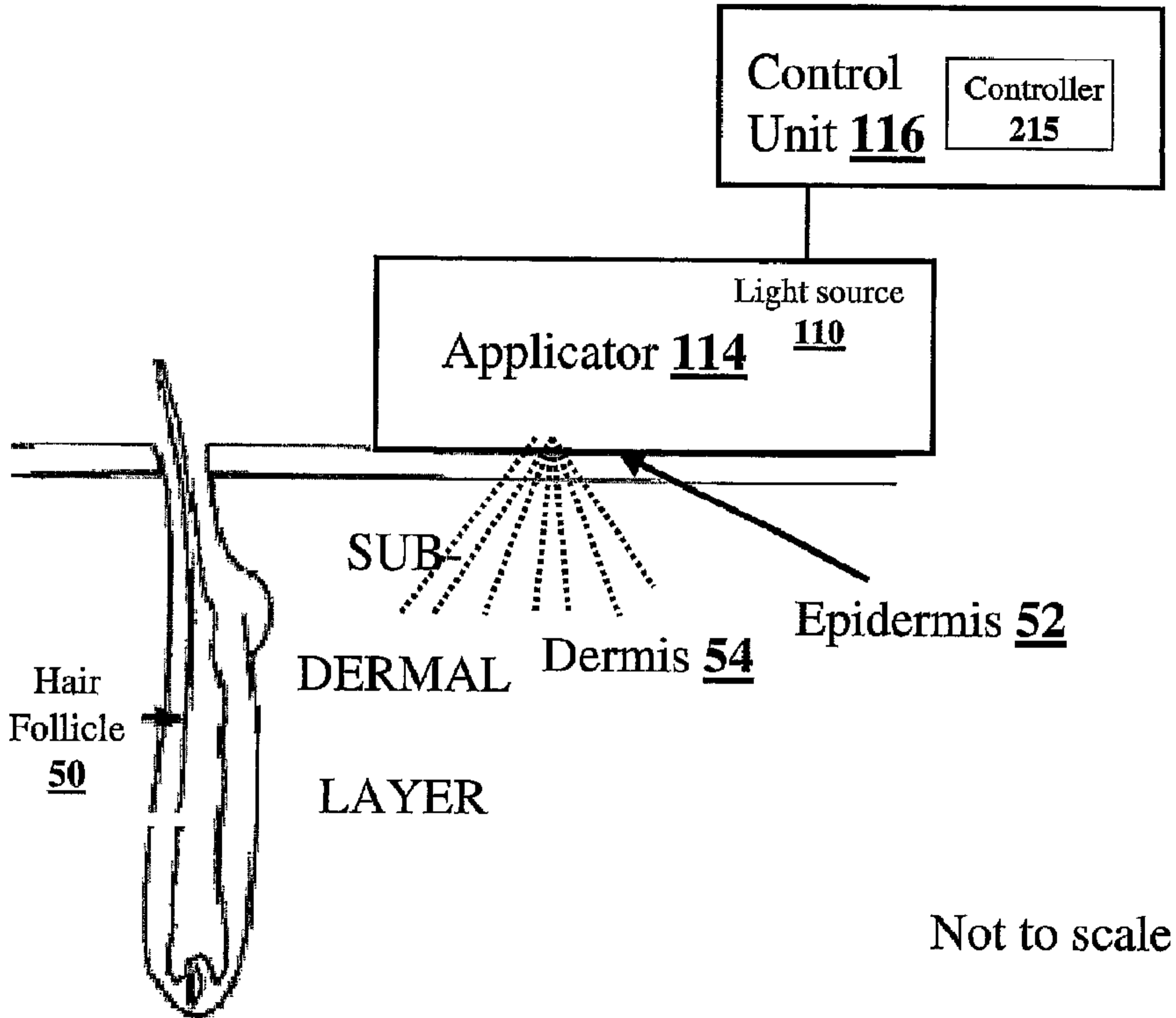


FIG. 4B



**FIG. 5**



Not to scale