J. THOMPSON.

BUILDING-BLOCKS.

No. 193,572. Patented July 24, 1877.

Fig. 1

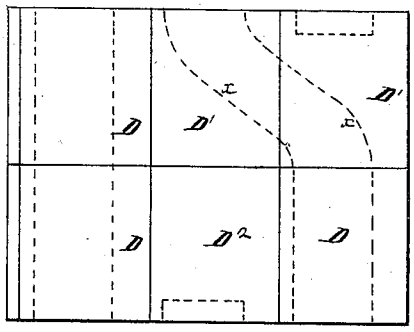

Fig. 5.

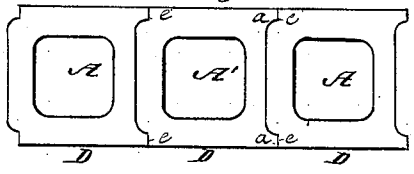

Fig. 2.

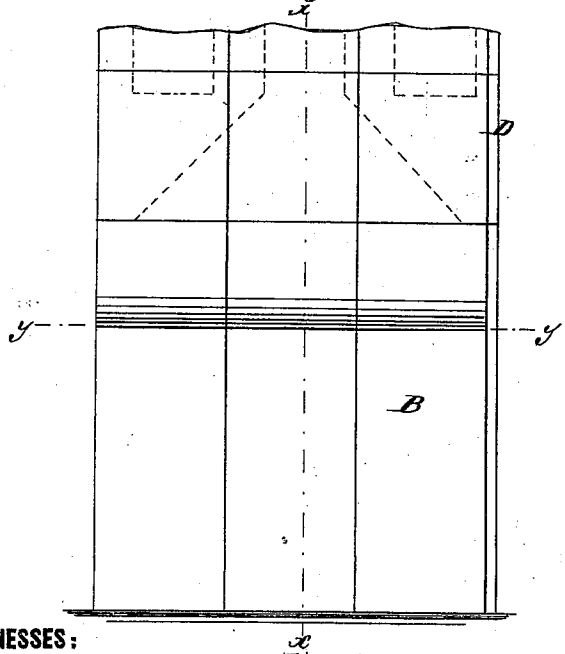

Fig. 3.

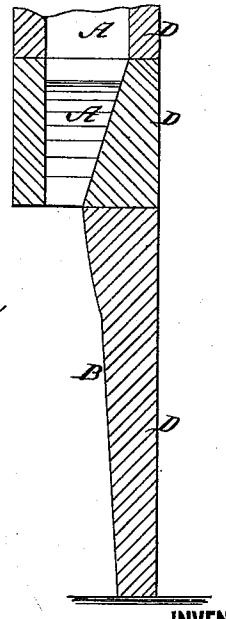

Fig. 4.

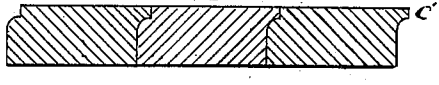

WITNESSES:

E. Wolff.

A. F. Terry

INVENTOR:

J. Thompson

BY Oliver & Drake

ATTORNEY

N. PETERS, PHOTO-LITHOGRAPHER, WASHINGTON, D. C.

UNITED STATES PATENT OFFICE.

JAMES THOMPSON, OF ORANGE VALLEY, ASSIGNOR OF ONE-HALF HIS RIGHT TO WILLIAM L. DUNN, OF CAMDEN, NEW JERSEY.

IMPROVEMENT IN BUILDING-BLOCKS.

Specification forming part of Letters Patent No. **193,572**, dated July 24, 1877; application filed January 11, 1875.

To all whom it may concern:

Be it known that I, JAMES THOMPSON, of Orange Valley, in the county of Essex and State of New Jersey, have invented an Improved Building-Block, of which the following is a specification:

The object of my invention is an improved building-block whereby I am enabled to rapidly and accurately construct all the ordinary flues required in building.

In the drawing, Figure 1 is an elevation illustrating the improved building-block and blocks used therewith; Fig. 2, a front view of a fire-place; Fig. 3, a section on the line *x x*, Fig. 2; Fig. 4, a horizontal section on the line *y y*, Fig. 2; and Fig. 5, an end view of Fig. 1.

My improvement has been made with the view of avoiding the labor required in the formation of chimneys and flues in building, to construct the flues in vertical or diagonal lines, and avoid the necessity of interior plastering; and these results I attain by the employment of two or more kinds of building-blocks, which are used together, as will be described.

The first kind of block, D, is constructed with a vertical opening, A, and is either rectangular in shape, with plain faces, or with vertical edge flanges *a a* at one side and recesses *e e* at the other. The second block, D^1, which is my invention, has the same exterior shape as the first, but the opening A′ extends from one end diagonally to one side, as shown by dotted lines *x*, Fig. 1. If a third block, D^2, is used, it is similar in shape exteriorly to the others, but is solid.

In building, the blocks D D are placed one above the other to form the straight flues or chimneys, the openings A being of the proper diameter. But as diagonal flues are always required, I employ, in connection with the blocks D, blocks D^1, which may be arranged with either end upward, in respect to each other and to the blocks D, in any manner requisite to form a diagonal or zigzag flue of any required length, communicating either with the fire-place and chimney or with two vertical flues.

The openings in the blocks D D^1 may be plugged up where no flue is desired, or the third solid block, D^2, may be used.

In order to preserve an exact coincidence of the openings in the various blocks, and avoid any projecting edges in the flues, which insure the collection of soot, I provide the blocks with ribs and recesses, which prevent them from being diplaced laterally after once being adjusted. But these ribs and recesses may be dispensed with.

I do not claim that the use of a hollow building-block or a ribbed and recessed block is new; but

I claim—

The within-described building-block D^1, having a diagonal opening extending from one end to the side, and adapted to be used in connection with blocks D^2 D, as set forth.

JAMES THOMPSON.

Witnesses:
T. B. MOSHER,
ALEX. F. ROBERTS.