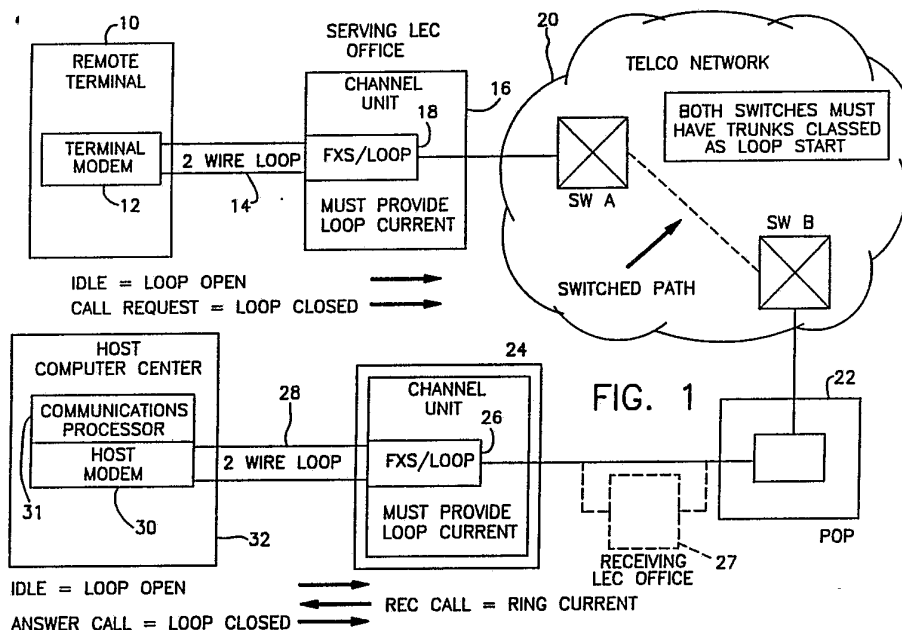




INTERNATIONAL APPLICATION PUBLISHED UNDER THE PATENT COOPERATION TREATY (PCT)

<p>(51) International Patent Classification 5 : <b>H04M 11/00</b></p>	<p><b>A1</b></p>	<p>(11) International Publication Number: <b>WO 92/09165</b> (43) International Publication Date: 29 May 1992 (29.05.92)</p>
<p>(21) International Application Number: PCT/US91/08527 (22) International Filing Date: 14 November 1991 (14.11.91) (30) Priority data: 615,931 19 November 1990 (19.11.90) US (71) Applicant: EXXON RESEARCH AND ENGINEERING COMPANY [US/US]; 180 Park Avenue, P.O. Box 390, Florham Park, NJ 07932-0390 (US). (72) Inventor: COOPER, Christophe, Kay ; 2406 Poplar Park Drive, Kingwood, TX 77339 (US). (74) Agents: OTT, Roy, J. et al.; Exxon Research and Engineering Company, 180 Park Avenue, Florham Park, NJ 07932-0390 (US).</p>		<p>(81) Designated States: AT (European patent), BE (European patent), CA, CH (European patent), DE (European patent), DK (European patent), ES (European patent), FR (European patent), GB (European patent), GR (European patent), IT (European patent), LU (European patent), NL (European patent), NO, SE (European patent).  <b>Published</b> <i>With international search report.</i></p>

(54) Title: REDUCED TIME REMOTE ACCESS METHOD AND SYSTEM



(57) Abstract

Several techniques for reducing the amount of time between initiation of a terminal request through a dial-up telephone line and the actual initiation of transactions between the terminal (10) and a host computer (32). By using a ring down or hotline circuit configuration, dialing and call setup time can be saved. With the ring down use no login procedure is necessary to ensure secure access to the host computer (32). The ring generation period is shortened to just an interval sufficient to allow the host modem (30) to recognize the ring, with the ring indication period also being shortened. The modems (12, 30) can be set to fixed baud rates, but in a more preferred embodiment the terminal modem (12) transmits the originate carrier prior to the host modem (30) picking up the line. The host modem (30) then senses the originate carrier quickly and provides the answer carrier. The silent interval prior to operation of the host modem (30) is removed. After the carriers are both provided, normal connection to the host computer (32) is made and the transaction completed.

**FOR THE PURPOSES OF INFORMATION ONLY**

Codes used to identify States party to the PCT on the front pages of pamphlets publishing international applications under the PCT.

AT	Austria	ES	Spain	MG	Madagascar
AU	Australia	FI	Finland	ML	Mali
BB	Barbados	FR	France	MN	Mongolia
BE	Belgium	GA	Gabon	MR	Mauritania
BF	Burkina Faso	GB	United Kingdom	MW	Malawi
BG	Bulgaria	GN	Guinea	NL	Netherlands
BJ	Benin	GR	Greece	NO	Norway
BR	Brazil	HU	Hungary	PL	Poland
CA	Canada	IT	Italy	RO	Romania
CF	Central African Republic	JP	Japan	SD	Sudan
CG	Congo	KP	Democratic People's Republic of Korea	SE	Sweden
CH	Switzerland	KR	Republic of Korea	SN	Senegal
CI	Côte d'Ivoire	LI	Liechtenstein	SU <sup>+</sup>	Soviet Union
CM	Cameroon	LK	Sri Lanka	TD	Chad
CS	Czechoslovakia	LU	Luxembourg	TG	Togo
DE*	Germany	MC	Monaco	US	United States of America
DK	Denmark				

+ Any designation of "SU" has effect in the Russian Federation. It is not yet known whether any such designation has effect in other States of the former Soviet Union.

## REDUCED TIME REMOTE ACCESS METHOD AND SYSTEM

### Background of the Invention

#### 1. Field of the Invention

The invention relates generally to communication techniques used between a remote terminal and a host system, and more particularly to ways of reducing the time from initiation of the communication sequence by the terminal to commencement of transaction processing between the terminal and the host.

#### 2. Description of the Related Art

With the advent of microprocessors and advances in telephone systems, it has become possible to have many remote terminals call central hosts to access data. One of the common uses for this data access is credit card authorization. When a customer at a remote site wishes to make a credit card purchase, authorization must be obtained to determine if the transaction should be completed and credit extended. The process is initiated by passing the credit card through a magnetic card reader in a terminal or entering the credit card information manually into the terminal. The terminal then proceeds to connect itself through a telephone network to the host system. After the connection is established, the host system is queried to determine if the transaction should occur and, if so, an acknowledgment is returned to the terminal and the transaction is completed at the remote location.

- 2 -

A problem arises regarding the length of time required for the terminal to access the host in combination with the cost of the telephone or other lines necessary to perform this connection. If conventional dial-up and modem technology is used, an average time to complete the connection and initiate the transaction is on the order of 30 seconds. This has generally been deemed unacceptable in that the consumer at the remote location must wait this connection time and then a relatively short transaction time before the purchase can be completed. A conventional dial-up line is a relatively inexpensive connection and so of great interest to those parties which must maintain hundreds of these remote locations, but the performance drawbacks have been considered unsatisfactory.

One conventional way to resolve this connection time problem has been the use of a multi-drop leased line. In this environment a number of remote locations are connected to a single leased line. A master modem at a host location sequentially polls the modems in the terminals at the various remote locations to see if they have data to transmit. If they do, communication is established between the two modems and data is transmitted to perform the transaction. While the performance is quite acceptable at approximately 5 to 7 seconds per complete transaction, the cost is in the range of eight times greater than dial-up technology. However, the added cost has been borne by the vendors because the conventional dial-up technology connection time has been unacceptable and no other generally acceptable solutions were available.

A revolution is currently in progress in the telephone communications area with the advent of digital processing and the use of digital computers in

switching operations. Large long distance networks operated by inter-exchange carriers (IXC's) and to some extent local exchange carriers (LEC's) are adopting complete digital systems which correspond in varying degrees to the CCITT ISDN standards, proprietary signalling portion of which is referred to as SS7, or Signaling System 7. These systems, and the various protocols and capabilities of such a system, are known to those skilled in the art. These standards and equipment and the various computer systems which operate them have allowed significant advances in the capability and features which can be supported.

One exemplary feature which has been improved is called a ring down or hot line technique. In a ring down system, the handset of a telephone is lifted, the telephone thus going off-hook, a signalling arrangement detects the off-hook condition and causes a pre-determined telephone at a remote location to ring. No dialing is necessary. Conventionally this was done only for short distances using a dedicated line. This technique allowed quick connections but was quite expensive and effectively limited to local areas. The possibilities of ring down or hotline circuits have increased greatly with the new SS7 based signalling technology. One exemplary provider of this new service is U.S. Sprint, which provides the "VPN Hotline" service. The VPN Hotline service allows more flexibility than the conventional ring down circuit. Preferably, a direct access line is provided from the customer site to a carrier point of presence (POP) at each end, with all switching between the two POP's being handled over the IXC's conventional shared switch network. The insertion of the POP's and the shared switch network allow the connection to be made between any two locations, assuming the locations are connected

- 4 -

to the equipment which works according to the new protocol. The system performs basically as follows. The process commences when the caller goes off-hook to initiate a call. The off-hook condition is detected by signalling equipment in the POP, with the computer system in the shared switch network thus knowing the effective address or identification of the caller. An address or identification look up from a computer database is then performed to determine where the call is to be placed. The final destination address or identification is provided by the look up, with this information being passed through the Signaling System 7 compatible or similar network. The network passes the connection information to the receiving POP and the receiving telephone is made to ring. This VPN Hotline service provides quick access because no actual dialing is done. Instead, the computer system senses via a conventional signalling arrangement that the originator has gone off-hook, performs a table look up and then initiates the connection process to the answering or receiving telephone. Thus the use of the available advanced technology has allowed the hotline or ring down circuit to be extended across long distances.

One disadvantage of this VPN Hotline System is that it can only be programmed, at present, for a single point to point connection, but this is not a problem in the remote location to a central host for a credit card approval situation. The location of the host is fixed, therefore the lack of outgoing call location flexibility is not a problem. The originating location retains a unique identification, such as a phone number, so the remote location may still receive a call using conventional techniques. The use of the VPN Hotline technique alone allows a savings of approximately 15 seconds over conventional dial-up

systems. Where the various portions of time are gained will be explained in detail later. However, if the conventional average time for dial-up line is approximately 30 seconds, as has been determined the various experiments, this reduction of approximately fifteen seconds still leaves approximately 15 seconds total connection establishment time. This is still relatively high and any further reduction is, of course, desirable.

#### Summary of the Invention

The present invention includes techniques for further reducing the total connection time from time of initiation by a remote terminal to commencement of the actual transaction. Several different options are used to reap varying levels of reduction in the total period. One of the techniques used to reduce the total time interval is the removal of any password or login procedure to the host computer. Because the VPN Hotline or similar techniques utilize database information contained in the computer system, the host computer does not actually have a telephone number per se and thus cannot be called using conventional dial-up techniques. Accordingly, it is not possible for the host to receive calls from any location other than those programmed into the databases in the various computer systems in the switching network. Thus, the network is secure, assuming integrity of the databases, and no login procedure is considered necessary. This results in the savings of approximately six-tenths of a second in an exemplary case.

Further time can be saved by setting the modems at the remote terminal and host to operate at a fixed baud rate and not do a selective baud rate handshake determination. By fixing the modems to bypass this baud rate handshake, approximately 2.2 seconds can be

saved to further reduce the overall time. However, this technique does have certain disadvantages in that if terminals of differing baud rates are connecting to the host, then either a greater number of modems must be supplied or the chance of receiving a busy signal is increased. One alternative increases cost while the other increases average connection time. These alternatives may be acceptable in given cases and the embodiment may then be preferred in some cases.

A more preferred alternative to further reduce the connection time is to have the remote terminal modem automatically transmit the originate carrier instead of conventionally waiting to receive an answering tone from the host modem and recognize it before transmitting an originate carrier. The modem at the host is converted to expect receipt of an originate carrier and if so received, automatically transmits an answer carrier. Thus, using this technique the entire handshake interval can be completed in one-half second if no speed matching is required. If, however, the host modem does not receive the originate carrier signal within a given time period, it can then default to conventional answer tone provision and full handshaking and speed arbitration. Thus, multiple speed modems can be used to access the host, but the host can be optimized for the preferred network speed.

Yet another area to further reduce the connection time is by reducing the ring interval. The ring signal need be present only for a sufficient time to be detected by the host modem. An additional 1.5 seconds can be saved with this short ring arrangement. With some signalling arrangements, such as E & M signalling, the ringing interval can be entirely eliminated, resulting in a full 2 second savings.



An additional area to further reduce the total time is the removal of a silent interval after a ring indication is received by the host modem. The originate modem would preferably be providing the originate carrier from a period shortly after a loop is seized and the host modem would sense this and immediately begin transmitting the answer carrier. Omitting any silent interval allows a savings of approximately 2.4 seconds.

By using all of these techniques in conjunction with the VPN Hotline service or its equivalent, it is possible to reduce the overall time by a great deal, to an exemplary 5.7 seconds in given examples, from approximately 30 seconds in a conventional dial-up arrangement. It is, of course, noted that these times are exemplary and will vary by location but the general concept will produce equivalent results in each given instance. Thus, by the combination of these various events, the transaction time can be reduced as desired. It can be reduced first by several simple steps and still use conventional modems. If greater desired time savings are desired, new modems with revised handshaking and silent interval alternatives can be used with the time being dramatically reduced. Thus the invention allows dial-up type switched access with its much cheaper cost to be used instead of the more expensive leased line options with sufficient performance to prevent consumer impatience.

#### Brief Description of the Drawings

A better understanding of the present invention can be obtained when the following detailed description of the preferred embodiment is considered in conjunction with the following drawings, in which:

Fig. 1 is a block diagram of the telephone system according to the present invention;

Fig. 2 is a timing diagram of a dial-up line according to the prior art;

Fig. 3 is a timing diagram of the transaction sequence of one embodiment of the present invention using a particular modem convention;

Fig. 4 is a timing diagram of the transaction sequence of Fig. 3 but utilizing a different modem convention; and

Fig. 5 is a timing diagram of the transaction sequence of an alternate embodiment having modified modems to reduce the connection times.

These figures are not intended to define or limit the invention, but are provided solely for the purpose of illustrating preferred embodiments of the invention.

#### Detailed Description of the Preferred Embodiment

Fig. 1 discloses an end to end circuit configuration of a telephone system incorporating a preferred embodiment of the present invention. A remote terminal 10 includes a terminal modem 12. In the preferred embodiment terminal modem 12 is a 1200 baud modem that operates according to the Bell 212A sequence, or alternatively the V.22 bis sequence. 1200 baud operation is preferred because speed negotiation or handshaking with the 1200 baud Bell 212A specification takes less time than handshaking with the V.22 bis specification. For example, use of a V.22 bis handshaking sequence and operation at 2400 baud sends the characters at twice the speed, but the slower V.22 bis handshaking time actually increases the total time from starting communication to completion of most short messages. Thus the added cost of the 2400 baud modem is not offset by a reduction in total time of interest.

- 9 -

However, the technique will operate with any baud rates, commonly up to 56 kbaud, and operation at these higher baud rates may be desirable for longer messages or transactions.

The terminal modem 12 can be dedicated to the telephone line or may share it with other units and can be any type device that can seize a telephone line to indicate an off-hook condition. In the preferred embodiment, this two-wire loop 14 is a private leased line also known as a direct access line (DAL). The terminal modem 12 is connected to the serving local exchange carrier (LEC) office through a conventional two wire loop 14. The two wire loop 14 is connected to a channel unit 16 in the serving LEC office. The channel unit 16 includes the proper foreign exchange subscriber (FXS) equipment 18 for connection to the two wire loop 14. The FXS equipment 18 is configured to provide loop current and may detect closure based on loop start. Loop start is such that when the terminal modem 12 requests a line by going off hook, the loop is closed and current begins to flow through the two wire loop 14. The FXS equipment 18, or alternatively the point of presence (POP) equipment, senses this current flow in the loop and thus recognizes that the terminal modem 12 is requesting a data transmission or is acknowledging a ring indication.

The serving LEC office channel unit 16 is connected to a switch SWA in the telephone company shared switch network 20. This connects the channel unit 16 to the telephone company network 20, which then can transfer the information to a host unit 32. The switch SWA senses that the line is being requested. The switch SWA performs the proper look-up and then according to the VPN Hotline or similar technique communicates to a switch SWB in the IXC telephone company network 20 which is located near the host unit 32. Switch SWB communicates to a point of presence unit

- 10 -

(POP) 22 of the preferred carrier of the user. The POP 22 in the preferred embodiment is directly connected to the host channel unit 24, preferably by a T1 link, but alternatively can be connected through a receiving LEC office 27. The disadvantage of having the connection made through a receiving LEC office 27 is that it may add approximately 5 seconds to the total transaction time, but this technique may be required depending on the number of connections in the host unit 32. If the number is low then the added expense of the direct connection to the POP 22 may not be justified. It is noted that connection through to a POP may be necessary if the LEC equipment is not able to operate according to the necessary protocols. It is further noted that a POP may be included in the circuit between the serving LEC and the telephone network 20 for similar reasons. The receiving channel unit 24 is configured in a similar manner to the serving channel unit 16 in that it has FXS loop equipment 26 which provides loop current to a two wire loop 28, which is in turn connected to a host modem 30 coupled to the host unit 32 through a communications processor 31. The communications processor 31 is used to convert the asynchronous serial signals used by the host modem 30 into synchronized digital signals used by the host unit 32. In the preferred embodiment the communications processors 31 handles the flow of transactions to the POS terminal in accordance with the VISA I protocol and to the host in accordance with to the X.25 protocol. When the host modem 30 senses the ring indication, it closes the loop by going off-hook and the current begins to flow at the receive end.

Thus, operation in this circuit of Fig. 1 proceeds as follows. A remote station 10 is activated and the terminal modem 12 goes off-hook and draws loop current.

This loop current draw is sensed by the channel unit 16 and switch SWA. Switch SWA performs the data look up to determine the routing information for a call being placed by the terminal modem 12 and transfers the call and routing information through to switch SWB according to the SS7 protocol. Switch SWB connects to the POP 22 based on the signalling information provided by switch SWA. The POP 22 routes the call to the channel unit 24, which through the FXS loop equipment 26 and over the two wire loop 28, and provides a signal to the host modem 30 that a call is being received. The host modem 30 senses this ring indication and closes the loop, thus establishing a complete circuit between the terminal modem 12 and the host modem 30. Any modem speed negotiation and login procedures necessary to the connection process and the actual transaction can then occur.

It is noted that preferably the serving LEC office contains SS7 or ISDN compatible equipment so that a direct connection is not necessary to a POP which could exist between the serving LEC office and switch SWA. This is a desirable condition to improve performance and save expense but, of course, depends upon the equipment provided by the serving carrier and the interoperability of signalling systems between the IXC and the LEC.

To fully understand the operation and improvements provided by this invention, it is useful to describe and analyze a conventional connection developed using a standard dial-up line with its various timings. Please refer to Fig. 2 in connection with this description. It is noted that in all the timing diagrams any values given are considered to be approximate or average values, with the absolute value varying depending upon various efficiencies and speeds of the communications equipment installed. The illustrative values were

- 12 -

developed in a series of experiments to develop some idea of the actual values involved. However, in all cases the actual protocol being developed will provide similar savings of time based on the actual times in a given circumstance.

The sequence in a conventional system begins at time zero with the remote terminal 10 formatting the user data into a transaction and sending a command to the terminal modem 12 to go off-hook. This interval lasts approximately 1.0 seconds, during which time the terminal modem 12, having initiated the call by going off-hook, checks the phone line to determine that a dial tone is present and returns a failure code if it is not present. For a period of approximately one second the terminal modem 12 tone dials the telephone number of the host modem 30 or modem pool. Thus the time required to initiate a call is approximately 2.0 seconds. The telephone company or telco system 20 receives this dialing information and proceeds through call setup and ring generation. This period was measured in a series of experiments to be approximately 17.0 seconds for that particular circuit path. This number of course will vary by location. The last two seconds of this period include the ring generation interval which is indicated by the presence of the RI or ring indication signal by the host modem 30.

After the host modem 30 recognizes that a ring signal is present by the removal of the RI signal, modem negotiation begins with a 2.4 second silent interval. This silent interval for in band signalling associated with billing is presently mandated by the Federal Communications Commission. After the silent interval the host modem 30 provides a 2100 Hertz answer tone for a period of approximately 3.3 seconds. It is noted that the protocol being described is the V.22 bis

- 13 -

protocol and is exemplary of a particular protocol, but it is noted that other protocols and handshaking schemes can be performed with similar events occurring. During this interval, at approximately 1.5 seconds after the start of the answer tone in the example, the answer tone is detected by the terminal modem 12, which then provides an originate carrier. The originate carrier is eventually detected by the host modem 30 and an answer carrier is then provided. At the time the 3.3 seconds of the 2100 Hz answer tone is completed, the host modem 30 raises a DSR or data set ready signal to indicate that the handshaking or negotiation sequence is commencing and provides an answer carrier. Approximately one second after the answer carrier is started, the host modem 30 concludes the handshake sequence and raises a CD or carrier detect signal to indicate a ready status. The terminal modem 12 will have previously raised its carrier detect signal when it completes its portion of the handshake sequence and recognizes the answer carrier. The remote terminal 10 goes into a programmed pause to allow various portions of the system to complete their operation prior to sending or transmitting data.

When the carrier detect signal of the host modem 30 goes to a high state, this is an indication to the communications processor 31 that carriers are present and data communication can commence. Approximately one second after the presence of the answer carrier is indicated, the communications processor 31 is conditioned to conduct data communications. In the specific units in the experimental sequence a TID or terminal identification request was ignored by the remote terminal 10 and this time built into the programmed pause. A timing character is transmitted by the remote terminal 10 after the completion of its programmed

- 14 -

pause. The character transmitted is preferably a capital A because this allows convenient interval timing loops to be used to easily determine the baud rate of the transmitting terminal modem 12. This period from carriers present to completion of baud rate determination was approximately 3.0 seconds in the experiments. A period after the baud rate character is sent, the terminal modem 12 transmits the login information to allow the remote terminal 10 to log into the host computer 30. This login signal is received by the communications processor 31 and after approximately 0.6 seconds an ENQ or enquiry character is sent to the terminal modem 12 to indicate that login has been completed.

At this point the actual transaction for credit authorization or other purposes begins. In an exemplary credit transaction, this may take approximately 2.0 seconds, which includes the various addressing protocol packets and other information which are transmitted. Numerous transactions protocols or formats can be utilized, but in the preferred embodiment a variation on the VISA I protocol is used. After 2.0 seconds in the experiments the transaction is complete and the remote terminal 10 can begin completing the transaction at the remote location. Timing criticality stops at this point and thus is not described.

In a series of measured tests, this entire interval from remote terminal 10 initial request to end of transaction was approximately 32.0 seconds, an unacceptably long period for most consumer transactions. This total time can be broken down into four portions. Portion A begins when the remote terminal 10 local transaction is complete and the communication process is started. Portion A includes the time from



- 15 -

the completion of the local transaction to completion of the dialing of the host phone number, including the time the remote terminal 10 requires to send a command to the terminal modem 12 causing the terminal modem 12 to go off-hook, the time the terminal modem 12 takes to determine if a dial tone is present and the time required to actually dial the number, including any pauses or special digits that may be required. Portion B represents the time required for the telephone company to route the call and complete the ringing cycle at the host location. This time begins following dialing of the last digit by the terminal modem 12 and ends when the call is answered following the ring. Portion C represents the time required for the host modem 30 to answer the call, negotiate a speed and indicate that the data can be sent by raising the CD signal. Thus Portion C begins when the host modem 30 answers the call and ends when intelligent data can be transmitted from the host modem 30 to the remote terminal 10. Portion D represents the remainder of time to completion of the transaction and includes the login process, transmission of an inquiry, communication of the actual transaction data from the remote terminal 10 to the host computer 32, any host processing time and communication of any response to the remote terminal 10. In the experiments that were performed, Portion A was approximately 2.0 seconds, Portion B was approximately 17.0 seconds, Portion C was approximately 6.7 seconds and Portion D was approximately 6.2 seconds. Because of rounding, these may not add up to the 32.0 second value for the entire period.

In a first series of additional experiments and tests, various parameters were changed from the conventional dial-up setup. The first change was the

- 16 -

connection of the terminal through a VPN Hotline or ring down look-up type arrangement described in the description of Figure 1. The second change was the setting of the host modem 30 and the terminal modem 12 at set baud rates to reduce large portions of the handshake period. A third change was the complete removal of the login sequence. An additional change was that auto baud rate determination was not made.

A call sequence for a system including those changes is shown in Fig. 3, with operation as follows. Operation commences at time zero when the terminal requested a connection and the initiation period of one second commences. After this one second interval, the loop 14 is seized and current begins to flow. The channel unit 16 at the serving LEC office determines that the call is being placed and upon loop seizure initiates call setup and ring generation. In the experiments this period lasted approximately 2.4 seconds, 2 seconds of which was the ring indication period. The host modem 30 upon removal of the ring indication signal initiates the silent interval of 2.4 seconds. After the silent interval is completed, the DSR signal is raised and a 2250 Hz answer tone is provided for 1200 baud operation. In the sequence illustrated in Figure 3 the modems 12 and 30 are operating according to the Bell 212A protocol and at a fixed baud rate, with the modem baud rate handshaking disabled. After approximately 1.5 seconds the answer tone is detected by the terminal modem 12, which proceeds to respond and provides the originate carrier. The originate carrier is quickly detected by the host modem 30 and the answer carrier provided. After approximately 1.5 seconds the host modem 30 concludes that the handshake is complete and the CD signal is raised. Again, the terminal modem 12 will have

- 17 -

previously concluded that the handshake is completed and will have raised its CD signal. Upon the receipt of the CD or carrier detect signal from the host modem 30, the communications processor 31, which communicates with the terminal modem 12 according to the VISA I protocol, after approximately 1.7 seconds transmits the ENQ character to the terminal modem 12. The terminal modem 12 receives the ENQ character and the transaction immediately commences without a login procedure. Again, the transaction lasts approximately 2.0 seconds and completes.

It is noted that a login is not required because according to the operation of the telephone network 20, the host modem 30 does not actually have a number which is called but merely a designation or location contained in the switches SWA and SWB. Because the only access to this location can be through the switch information data base, it is not possible to call this number with a conventional dial-up unit and therefore, no security breach should occur unless the telephone company network 20 switch SWA is reprogrammed. Thus, the login procedure can be removed, saving approximately 0.6 seconds.

The total average time from terminal request to transaction complete was approximately 12.5 seconds in the series of experiments. This reduction from approximately 32.0 seconds was obtained in several ways. Approximately one second was saved by not requiring a number to be dialled and another approximately 14.6 seconds was saved in the call set-up and ring generation phase because of the ring down arrangement. By the use of the alternate modem protocol and the fixed baud rate operation, a period of approximately 3 seconds was saved by the shortened handshake period and the quicker switching of the

communications processor 31. The login time of approximately 0.6 seconds was also saved just prior to commencing the transaction. The approximate times of the various portions equivalent to those of Fig. 2 were 1.0 second for Portion A, 2.4 seconds for Portion B, 5.4 seconds for Portion C and 3.7 seconds for Portion D.

Fig. 4 represents a variation of Fig. 3 with a different communication protocol between the two modems 12 and 30. In this case, the V.22 bis sequence is used instead of the Bell 212A protocol. The primary differences between Fig. 3 and Fig. 4 are shown in the period of the modem handshake, where the host modem 30 provides a 2100 Hz answer tone which is received by the host terminal 12. This tone is provided for a longer period of approximately 3.3 seconds. After detecting the answer tone, the terminal modem 12 provides an originate carrier. After this originate carrier is detected, an answer carrier is commenced by the host modem 30. After a period of time the handshake is fully complete and the host modem CD signal is raised and connection between the modem 30 and the host unit or computer 32 proceeds. Using the alternate standard of V.22 bis, the approximate total time is 14.7 seconds, with the change between Fig. 3 and Fig. 4 protocols occurring in Portion C relating to the modem handshaking and connection, which increased from 5.4 seconds to 7.6 seconds.

In Fig. 5 a further optimized timing sequence is shown. In the particular timing sequence the average time from terminal request to termination of transaction is approximately 5.7 seconds. This is developed as follows. A terminal request is initiated so that after a 0.5 second period the loop is seized. This period is slightly reduced from the previous 1.0 second

interval by optimizing remote terminal 10 operations. This optimization can be accomplished by simplifying the terminal modem 12 checking of the telephone line 14. In the ring down arrangement the majority of the factors that need to be checked are removed and so the line checking can be limited to simply monitoring for the presence of any tone and, if obtained, proceeding without further checking. This loop seizure indicates to the telephone company equipment that it should commence call setup and ring generation, which lasts 0.5 seconds. This interval is reduced by having the ring signal present only for a sufficient time to allow detection by the host modem 30 and then ceasing. The host modem 30 then provides the ring indicator or RI signal for 0.5 seconds. This is thus a 1.0 second interval instead of the previous 2.4 second interval. This 0.5 seconds of RI signal can be removed if E & M signalling is utilized, but this is not preferred because of other increased complexities. While in the conventional case the terminal modem 12 is inactive during the ring generation and indication period, in this embodiment the terminal modem 12 is preferably transmitting the originate carrier before the call setup and ring generation is complete, possibly continuously from the loop seizure. Upon removal of the ring indication signal the host modem 30 answers and immediately raises the DSR signal. The host modem 30 picks up the line without waiting for a silent interval. As the host modem 30 picks up the line it immediately detects the originate carrier which is already being provided by the terminal modem 12 and quickly provides the answer carrier to the terminal modem 12. The host modem 30 is preferably set to default to the desired frequency of the terminal modem 12, thus eliminating need for baud rate negotiation.

- 20 -

After approximately 0.5 second the handshaking is considered fully completed and both carriers have been detected. The carrier detect signals are raised by both the terminal modem 12 and the host modem 30. This raising of the host modem 30 CD signal indicates to the communications processor 31 the need to begin the transmission to the host computer 32. After the same approximately 1.7 second interval, the ENQ character is sent by the host modem 30 and the transaction begins. The transaction lasts, for the sake of this description, the previously measured 2.0 seconds period and then completes. Thus, in this enhanced version, an additional approximately 7 seconds have been removed, with a portion coming from optimizing the terminal 10, a portion from reducing the ring generation interval, a portion coming from the removal of the silent interval and another major portion from the simplification of the handshake based on the terminal modem 12 providing the originate carrier early so that when the host modem 30 goes off-hook, the carrier is quickly detected and the answer carrier provided.

It is noted that in the embodiment of Fig. 5, the host modem 30 is set to have a default of the speed of the terminal modem 12. However, to facilitate switch-over of a large system to modems utilizing the revised handshake procedure, it is desirable to have the host modem 30, or modems in case of the typical modem pooling arrangement, respond to different baud rates or conventional handshake procedure modems which need an answer tone for their operation to connect to the host modem 30. This would simplify the changeover process as it may not be desirable or feasible to immediately replace all of the terminal modems 12 in a very short period of time. This dual function operation may be developed in the host modem 30 as follows. Upon going

- 21 -

off-hook the host modem 30 samples for the originate carrier on a selected frequency based on its default baud rate. If this originate carrier is not detected within a given period, for example, 0.3 second or 2.4 seconds to simulate a silent interval, the host modem 30 determines that a nonoptimized terminal modem 12 is being utilized in this communication sequence and reverts back to conventional modes such as Bell 212A or V.22 bis to perform a full baud rate negotiation and handshake.

Analyzing then the times of the various portions, Portion A is reduced to approximately 0.5 seconds, Portion B reduces to approximately 1.0 seconds, Portion C is dramatically reduced to approximately 0.5 seconds, while Portion D remains at approximately 3.7 seconds.

Thus, it can be seen that through the use of several factors the reduction of the time using a dial-up line can be dramatically reduced from in excess of 30 seconds to a number just slightly greater than 5, while still maintaining dial-up costs.

The foregoing disclosure and description of the invention are illustrative and explanatory thereof, and various changes in the size, shape, materials, components, circuit elements, wiring connections and contacts, as well as in the details of the illustrated circuitry, construction, method of operation and protocols employed may be made without departing from the spirit of the invention.

Various embodiments of the present invention, particularly that of Fig. 5, require modifications of the modems conventionally used for communication between the host and the remote terminal. From the description set forth herein, these modifications will be obvious to those skilled in the art without departing from the scope of the invention set forth in the following claims.



## CLAIMS:

1. A method of connecting a remote modem to a host computer having a host modem, comprising the steps of:

the remote modem seizing a telephone line;  
determining the seizure of the telephone line by the remote modem and initiating a ring down sequence to the host modem, said sequence being concluded by providing a ring signal to the host modem;

the host modem seizing the telephone line and providing an answer tone upon receipt of the ring signal;

the remote and host modems completing a carrier handshake after the answer tone is provided;

providing indication from the host modem to the host computer that communication has been established and establishing a link between the host modem and the host computer; and

transmitting a transaction commence signal to the remote modem, said transaction commence signal being transmitted without a login procedure being performed.

2. A method of claim 1, wherein the remote and host modems are selected to operate at a fixed, common baud rate without baud rate determination handshaking.

3. A method of connecting a remote modem to a host computer having a host modem, comprising the steps of:

the remote modem seizing a telephone line;  
determining the seizure of the telephone line by the remote modem and initiating a ring down sequence

to the host modem, said sequence being completed by providing a ring signal to the host modem;

the remote modem providing an originate carrier prior to the completion of providing the ring signal to initiate a modem handshake;

the host modem sensing the ring signal and seizing the telephone line in response thereto and monitoring for the originate carrier;

the host modem providing an answer carrier after determining the presence of the originate carrier to complete the modem handshake;

providing indication from the host modem to the host computer that communication has been established and establishing a link between the host modem and the host computer; and

transmitting a transaction commence signal to the remote modem after the link is established.

4. The method of claim 3, wherein the host modem provides the answer carrier without a silent interval after seizing the telephone line.

5. The method of claim 3, wherein the transaction commence signal is transmitted without a login procedure being performed.

6. The method of claim 3, wherein if the host modem fails to determine the presence of the originate carrier within a predetermined time, the host modem provides an answer tone and the remote and host computers complete a carrier handshake, prior to providing the communication established indication.

7. The method of claim 3, wherein the ring signal is provided to the host modem only for a period sufficient to allow detection by the host modem.

8. A method of establishing communication between a remote modem associated with a point of sale terminal and a computer center having a host modem, comprising the steps of:

establishing a telephone connection between the remote modem and the host modem at the computer center;

the remote modem providing an originate carrier prior to the telephone connection being completed; and

the host modem providing an answer carrier on detecting the existence of the originate carrier from the remote modem.

9. The method of claim 8, wherein the host modem provides the answer carrier without a silent interval after the telephone connection is established.

10. The method of claim 8, further comprising the step of:

the host modem transmitting a transaction commence signal to the remote modem without first conducting a login procedure.

11. The method of claim 8 wherein the step of establishing a telephone connection includes transmitting a ring signal to the host modem, said ring signal having a duration sufficient to allow detection by the host modem.

12. A system for conveying transaction information over a telephone network, comprising:

a plurality of remote terminals;

a plurality of terminal modems, one terminal modem associated with each of said remote terminals and connected to the telephone network, at least one of said terminal modems being adapted to transmit data at a preselected rate, said at least one terminal modem being further adapted to transmit an originate carrier without waiting to receive an answer carrier;

a host computer; and

a host modem associated with said host computer and connected to the telephone network, said host modem being adapted to automatically transmit an answer carrier in response to detecting the existence of said originate carrier from said at least one of said terminal modems.

13. The system of claim 12, wherein said host modem is further adapted to provide said answer carrier without a silent interval after a telephone network connection is established.

14. The system of claim 12, wherein the telephone network performs a ring down sequence, the telephone network providing a ring signal to said host modem only for a period sufficient to allow detection by said host modem.

15. The system of claim 12, wherein said host computer transmits a transmission commerce signal through said host and remote modems without a login procedure being performed.

16. The system of claim 12, wherein said host modem is further adapted to provide an answer tone and perform a carrier handshake if said host modem fails to detect the existence of an originate carrier within a predetermined time.

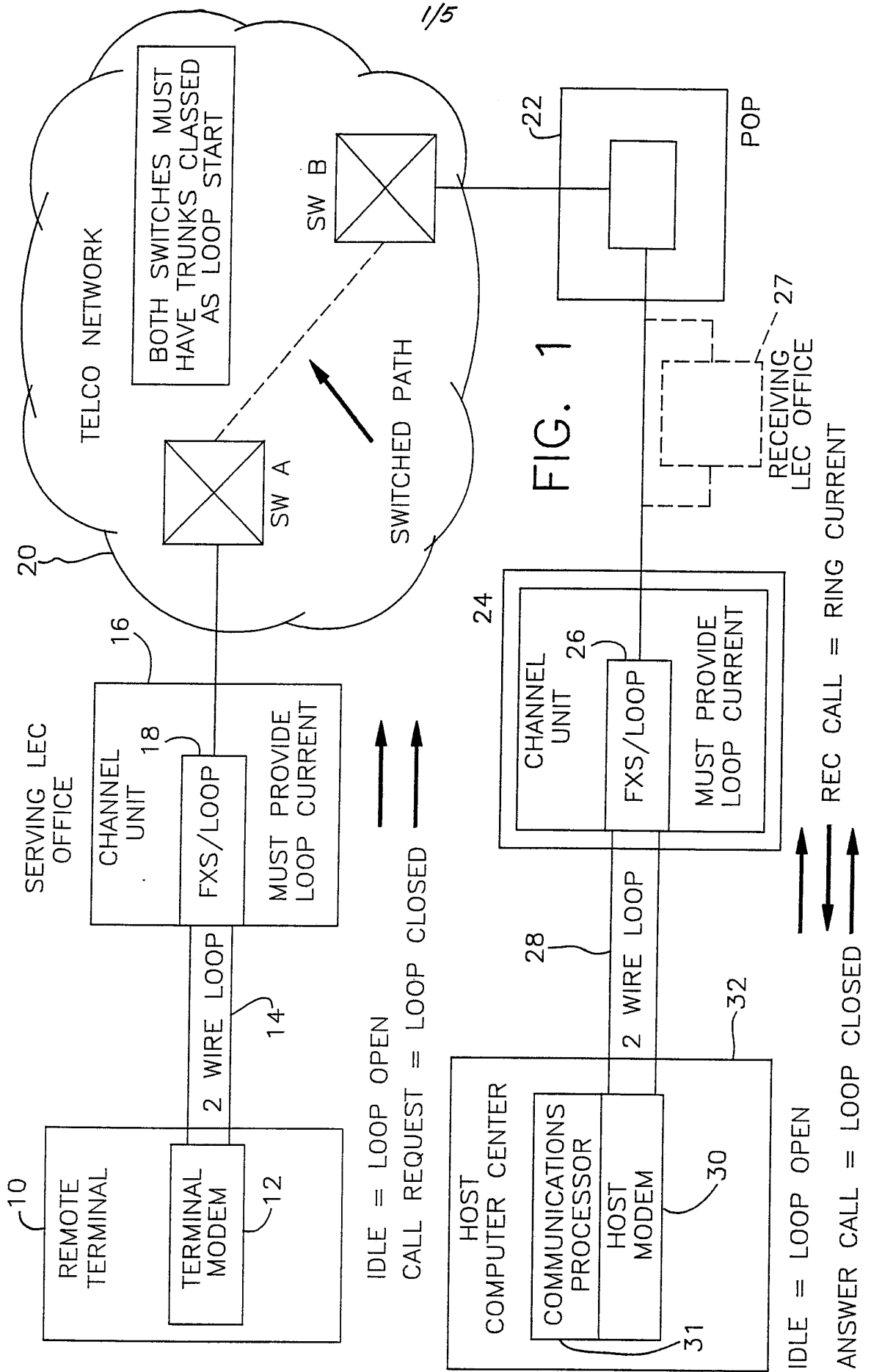
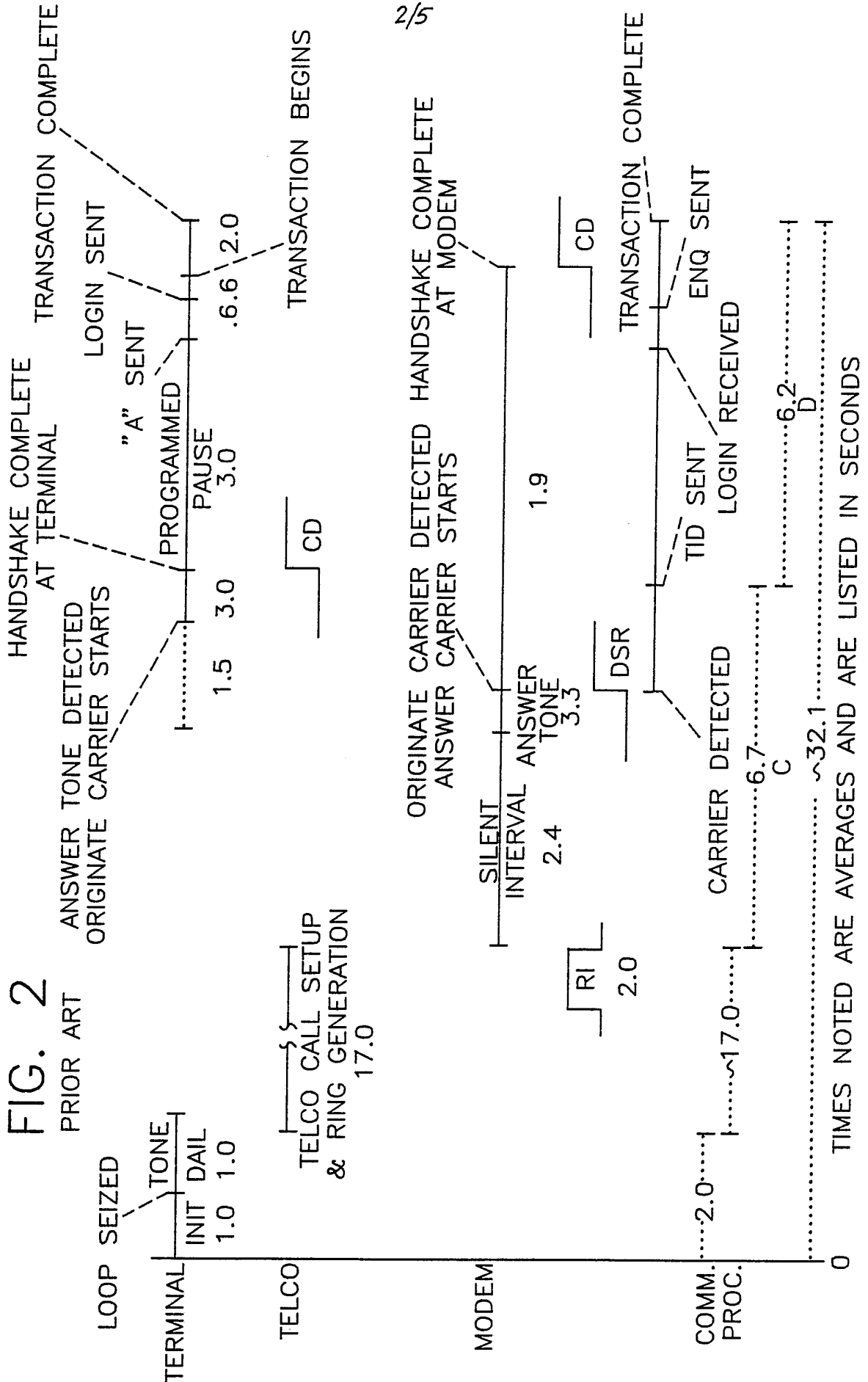


FIG. 2

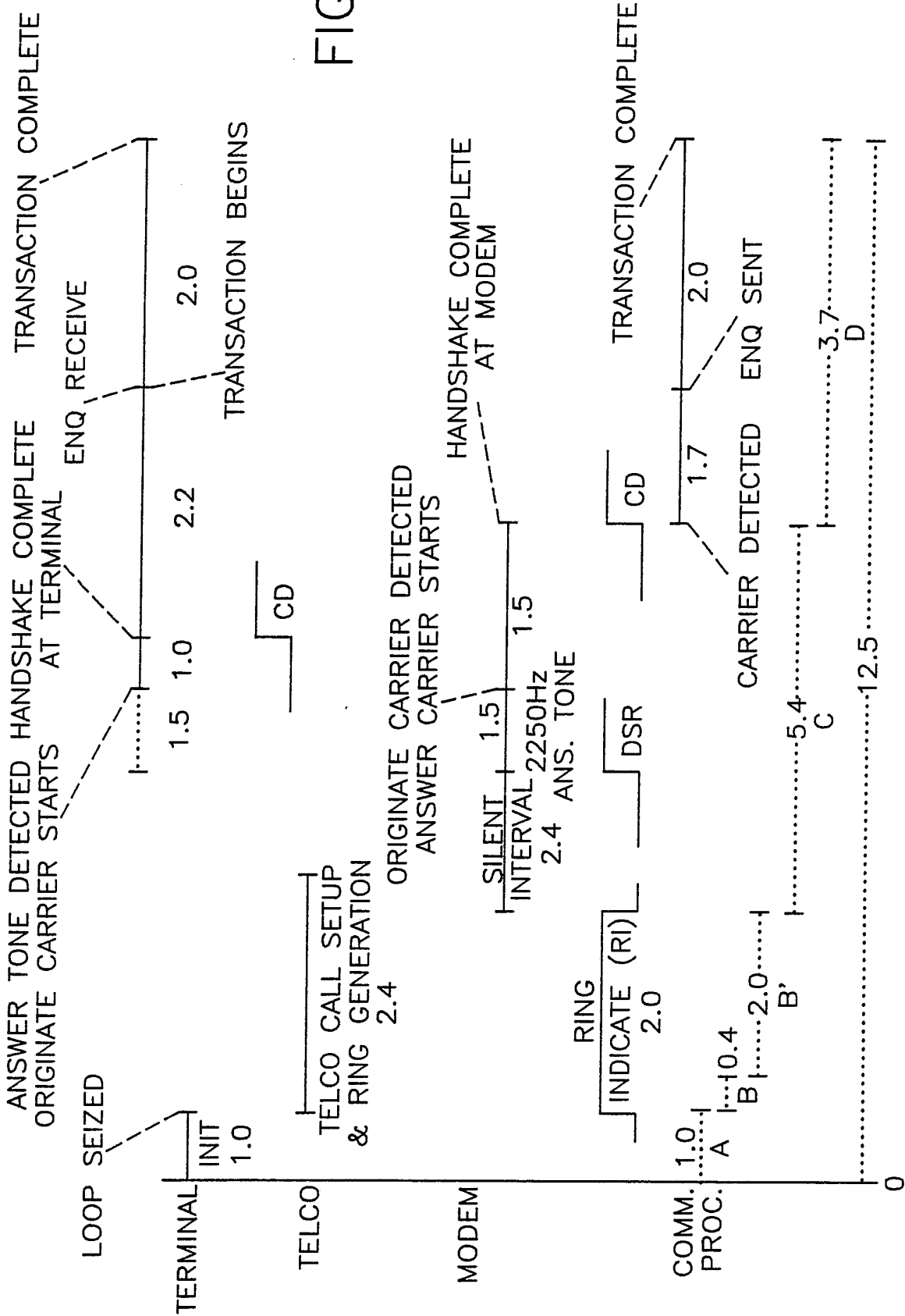
PRIOR ART



2/5

TIMES NOTED ARE AVERAGES AND ARE LISTED IN SECONDS

FIG. 3





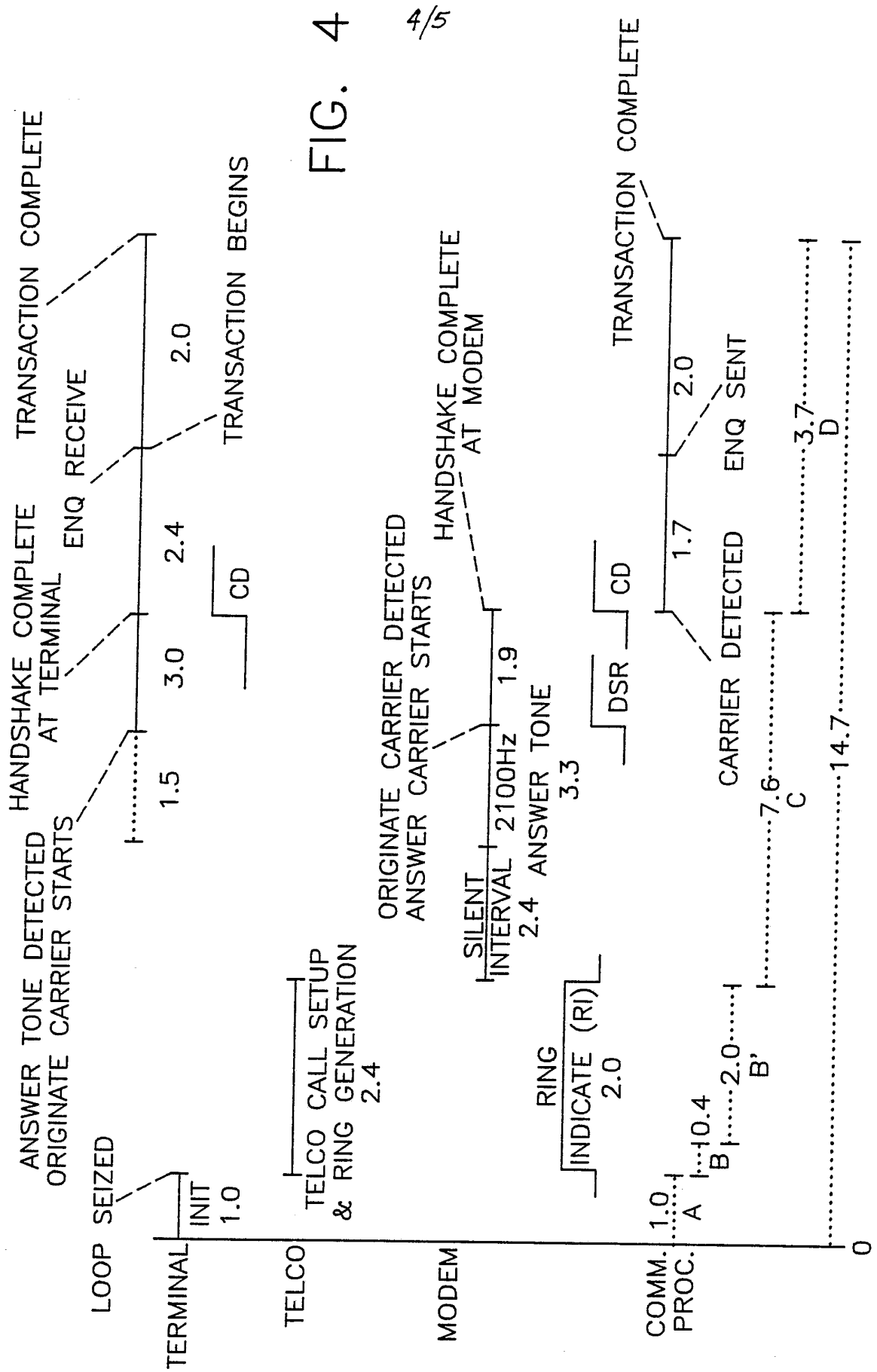


FIG. 4 4/5

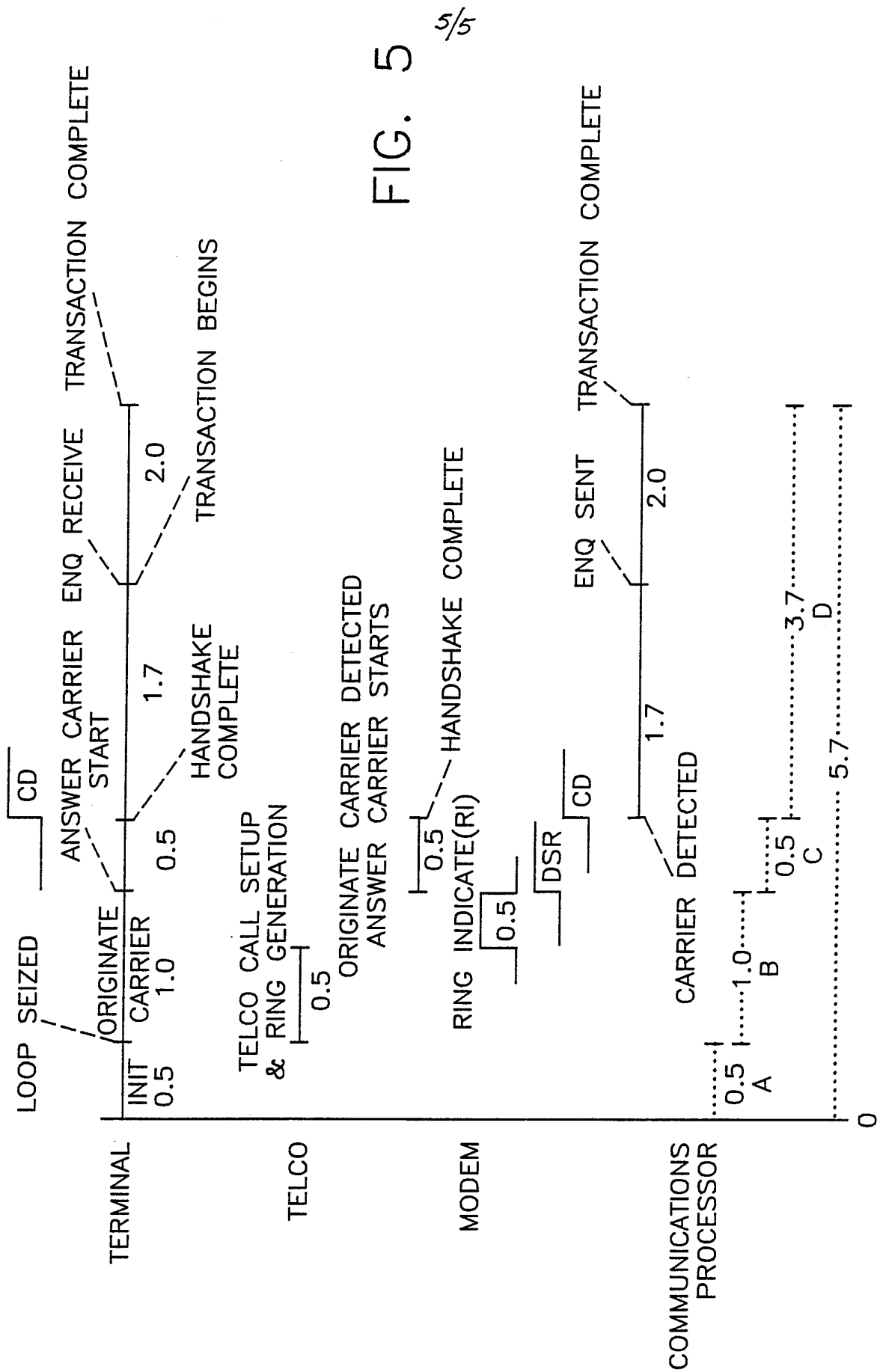


FIG. 5 <sup>5/5</sup>

# INTERNATIONAL SEARCH REPORT

International Application No. PCT/US91/08527

<b>I. CLASSIFICATION OF SUBJECT MATTER</b> (if several classification symbols apply, indicate all) <sup>6</sup>		
According to International Patent Classification (IPC) or to both National Classification and IPC		
IPC(5): H04M 11/00;		
US CL : 379/98		
<b>II. FIELDS SEARCHED</b>		
Minimum Documentation Searched <sup>7</sup>		
Classification System	Classification Symbols	
US CL	379/216,91,93,97,98,106,107,144; 375/8,9,121; 902/22,25; 235/380,382	
Documentation Searched other than Minimum Documentation to the extent that such Documents are included in the Fields Searched <sup>8</sup>		
<b>III. DOCUMENTS CONSIDERED TO BE RELEVANT</b> <sup>9</sup>		
Category <sup>*</sup>	Citation of Document, <sup>11</sup> with indication, where appropriate, of the relevant passages <sup>12</sup>	Relevant to Claim No. <sup>13</sup>
A	EP, A, 0380160 (HESDAHL ET AL.) 01 AUGUST 1990	1-16
A	US, A, 4,669,090 (BETTS ET AL.) 26 MAY 1987	1-16
A	US, A, 4,894,847 (TJAHJADI ET AL.) 16 JANUARY 1990	1-16
A	US, A, 4,939,767 (SAITO ET AL.) 03 JULY 1990	1-16
<p><sup>*</sup> Special categories of cited documents: <sup>10</sup></p> <p>"A" document defining the general state of the art which is not considered to be of particular relevance</p> <p>"E" earlier document but published on or after the international filing date</p> <p>"L" document which may throw doubts on priority claim(s) or which is cited to establish the publication date of another citation or other special reason (as specified)</p> <p>"O" document referring to an oral disclosure, use, exhibition or other means</p> <p>"P" document published prior to the international filing date but later than the priority date claimed</p> <p>"T" later document published after the international filing date or priority date and not in conflict with the application but cited to understand the principle or theory underlying the invention</p> <p>"X" document of particular relevance; the claimed invention cannot be considered novel or cannot be considered to involve an inventive step</p> <p>"Y" document of particular relevance; the claimed invention cannot be considered to involve an inventive step when the document is combined with one or more other such documents, such combination being obvious to a person skilled in the art.</p> <p>"&amp;" document member of the same patent family</p>		
<b>IV. CERTIFICATION</b>		
Date of the Actual Completion of the International Search		Date of Mailing of this International Search Report
22 JANUARY 1992		1 MAR 1992
International Searching Authority		Signature of Authorized Officer
ISA/US		<i>Andre Robinson</i> WING FU CHAN