

US00D394675S

United States Patent [19]
Haas et al.

[11] **Patent Number:** **Des. 394,675**
[45] **Date of Patent:** ****May 26, 1998**

[54] **CARD BADGE**

- [75] Inventors: **David J. Haas; Sandra Haas**, both of Suffern, N.Y.
[73] Assignee: **Temtec, Inc.**, Suffern, N.Y.
[**] Term: **14 Years**
[21] Appl. No.: **65,242**
[22] Filed: **Jan. 27, 1997**

Related U.S. Application Data

- [63] Continuation of Ser. No. 63,584, Dec. 4, 1996, Pat. No. Des. 386,793.
[51] **LOC (6) Cl.** **19-08**
[52] **U.S. Cl.** **D20/27**
[58] **Field of Search** D20/10, 22, 27, D20/40, 44; 283/105, 104, 81; 40/299, 360, 300, 1.5, 1.6, 630, 584; 428/40.1, 42.2; D11/95

[56] **References Cited**

U.S. PATENT DOCUMENTS

4,214,024	7/1980	Jacobson	40/299 X
4,338,739	7/1982	Greenberger	40/584
4,585,254	4/1986	Adams	283/81
4,925,716	5/1990	Haas	428/41

OTHER PUBLICATIONS

Rotary Index File Cards, Ever Ready Label, p. 15, 1981.

Primary Examiner—Susan J. Lucas
Assistant Examiner—Jennifer Rivard
Attorney, Agent, or Firm—Michael E. Zall

[57] **CLAIM**

The ornamental design for a card badge, as shown and described.

DESCRIPTION

FIG. 1 is a perspective view of my new design of a card badge;
FIG. 2 is a top plan view of the card badge shown in FIG. 1 with the bottom plan view being a mirror image;
FIG. 3 is a left end elevational view of the card badge shown in FIG. 1;
FIG. 4 is a front elevational view of the card badge shown in FIG. 1 with the rear elevational view being a mirror image;
FIG. 5 is a right end elevational view of the card badge shown in FIG. 1; and,
FIG. 6 is a perspective view of the card badge shown in FIG. 1 in an unfolded state with the opposite side being a mirror image.

1 Claim, 3 Drawing Sheets

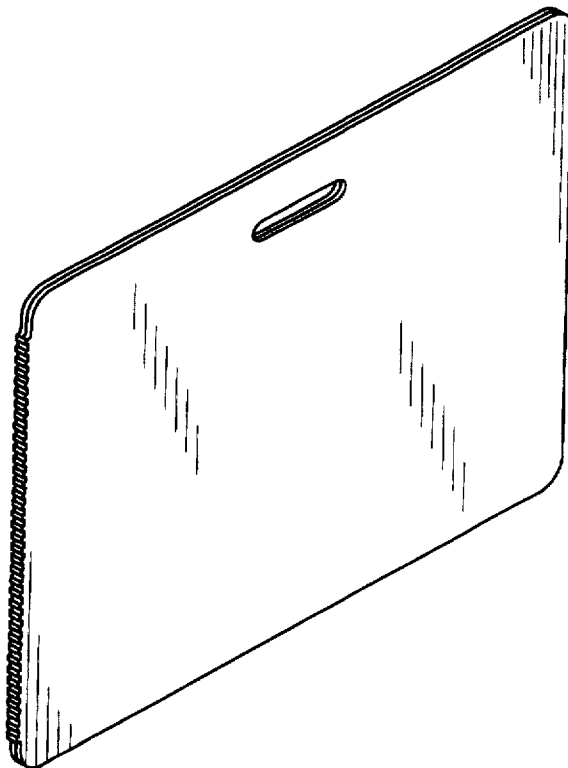


FIG. 1

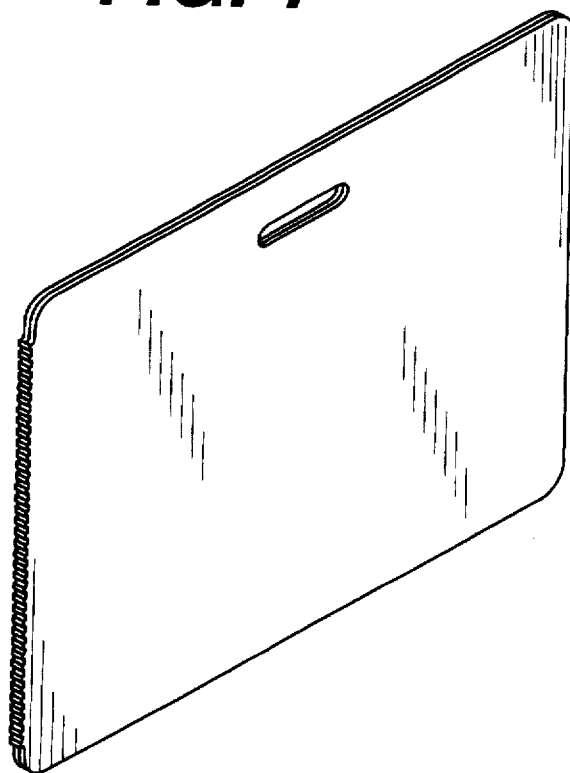


FIG. 2



FIG. 3



FIG. 4

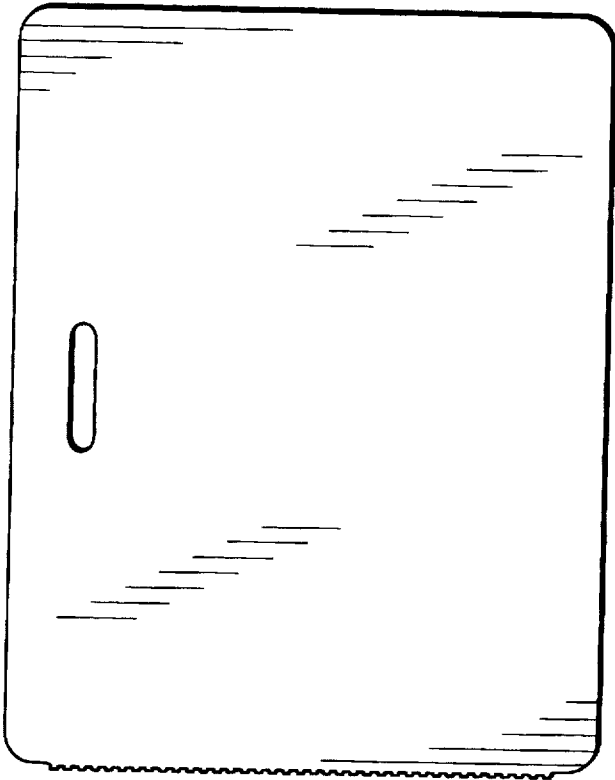



FIG. 5



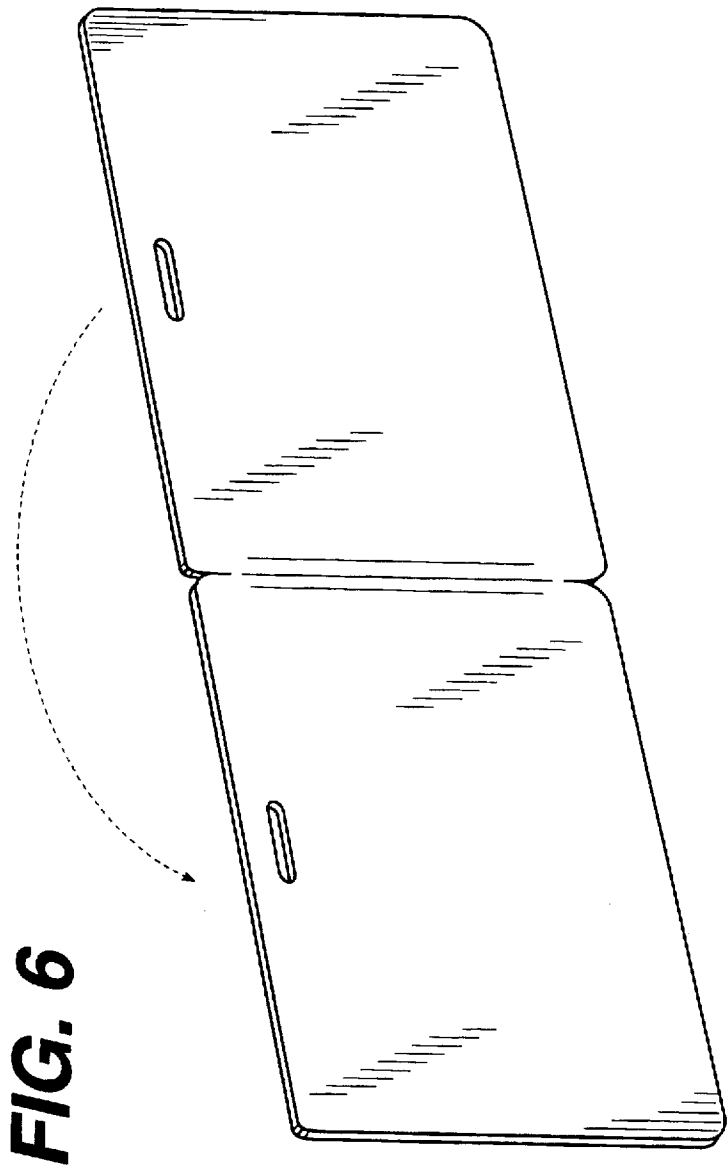


FIG. 6