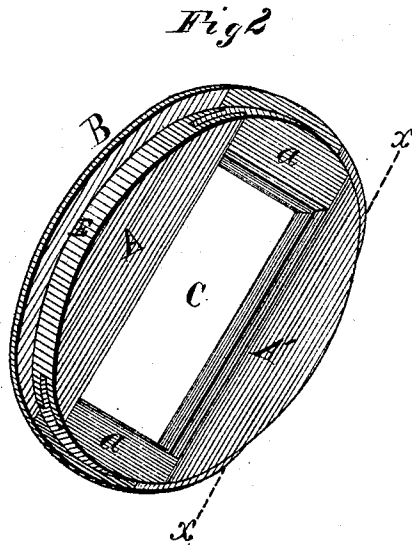
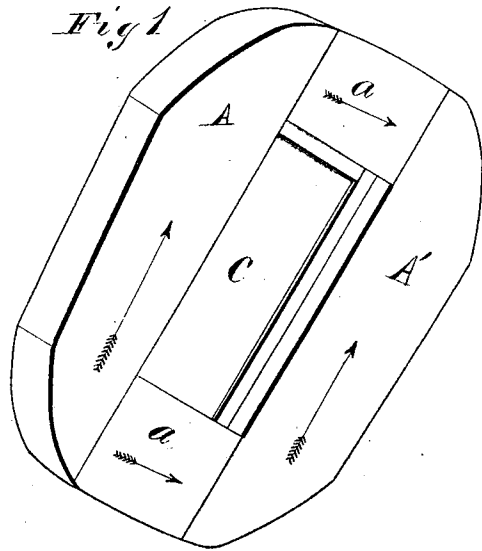


H. DORR.  
Stereoscope Lens Frames.

No. 151,576.

Patented June 2, 1874.



WITNESSES.

*F. L. Ourand*  
*C. L. Eust.*

INVENTOR

*Henry Dorr.*

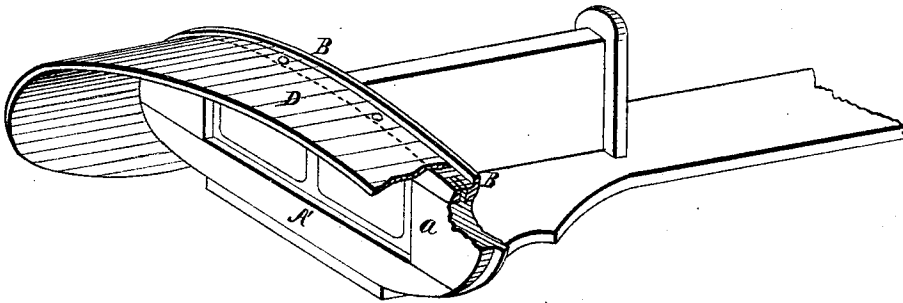
By *Charles Mason*  
Attorneys.

H. DORR.  
Stereoscope Lens Frames.

No. 151,576.

Patented June 2, 1874.

*Figs*



WITNESSES.

*F. G. Curand,*

*C. L. Eurb.*

INVENTOR

*Henry Dorr,*

By *Alexander H. Mason*

Attorneys.

# UNITED STATES PATENT OFFICE.

HENRY DORR, OF NEW YORK, N. Y.

## IMPROVEMENT IN STEREOSCOPE LENS-FRAMES.

Specification forming part of Letters Patent No. 151,576, dated June 2, 1874; application filed May 9, 1873.

*To all whom it may concern:*

Be it known that I, HENRY DORR, of the city of New York and State of New York, have invented certain new and useful Improvements in Stereoscopic Lens-Frames; and I do hereby declare that the following is a full, clear, and exact description thereof, reference being had to the accompanying drawings, and to the letters of reference marked thereon, making a part of this specification, in which—

Figure 1 represents a perspective view of a lens-frame before it is finished. Fig. 2 represents a perspective view of a lens-frame after it is finished, and Fig. 3 represents a perspective view of a stereoscope complete with my frame attached.

The nature of my invention consists in the construction of a stereoscopic lens-frame, as will be hereinafter more fully set forth.

The usual manner of constructing such frame has been to form the frame which contains the lens, and to then construct an additional frame slightly larger than the main frame, and of very thin wood, and to glue said thin frame upon the back of the main frame to form a bead or flange for the front of the hood to bear against, and to give a finish to the stereoscope.

This construction not only adds additional expense, but requires care in neatly fitting the thin frame onto the main frame, and, when so fitted, the thin frame is always liable to become unglued and separated from the main frame. Considerable waste is also experienced in forming the outer or bead frame, as it must of necessity be of very thin wood, and in cutting out the central opening thereof, the grain of the wood will often break through, and thus render the frame worthless.

My invention is to dispense with the use of this thin or outer bead-frame, and to form said bead at the same time, and as a part of the main frame.

To construct my invention, I take four pieces of wood of a size larger than I intend the frame, when completed, to be.

These four pieces are represented at A A' a a in Fig. 1, and are firmly connected together by means of tongues and grooves, dowel-pins,

or otherwise, so as to leave a rectangular central orifice, C, for the insertion of the lenses.

The grain of the wood of the pieces forming the frame should be as indicated by the arrows in Fig. 1.

The bead or flange B is sawed out of the parts A A' and a a after they are put together. To saw out this bead two saws are mounted upon a single arbor of a sawing-machine, and the unfinished frame so placed adjacent thereto that the one saw will saw down into the edge of the frame, and form the hood bearing-surface E in an oval or other perfect form, while the other saw (which is arranged to operate below the other saw) will form the edge of the bead in a perfect form to correspond therewith.

The bearing-surface and bead are thus formed by revolving the frame as the saws traverse through the wood, and the two are quickly formed, and at one operation. These frames are usually made in oval form, as shown in Fig. 2; but I do not wish to confine myself to such exact shape, as the frame may be more or less rounded to suit.

After the frame is formed, as shown in Fig. 2, a portion of the bottom thereof is taken off, as indicated by the line *x x*, to allow it to sit square upon the shaft of the stereoscope.

In Fig. 3 of the drawing, the stereoscope is shown with the hood D in position, the broken lines in said figure representing the frame and bead made with, and as a part of, the sections which the frame is composed of.

With my invention the frame, having its own bead, is cheaply made, perfect in form, and durable.

Having thus fully described my invention, what I claim as new is—

As an article of manufacture, a stereoscopic lens-frame made in sections, which are connected together, and provided with the bead B, formed with, and as a part of, said frame after the sections are connected together, substantially as and for the purposes set forth.

HENRY DORR.

Witnesses:

HENRY E. ROEDER,  
C. THORNTON.