

June 3, 1947.

L. HUNAU

2,421,561

BRASSIERE

Filed July 19, 1946

Fig. 1.

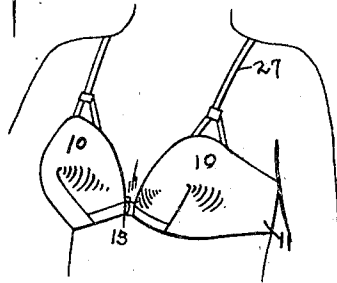


Fig. 2.

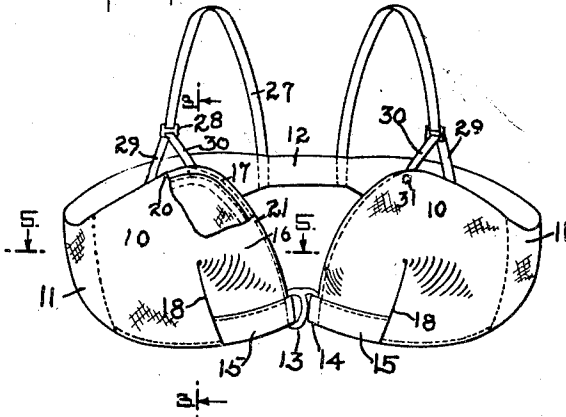


Fig. 4.

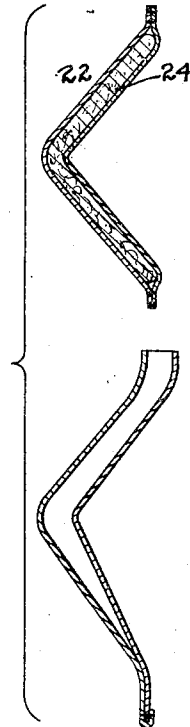


Fig. 3.

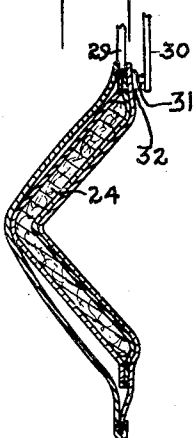
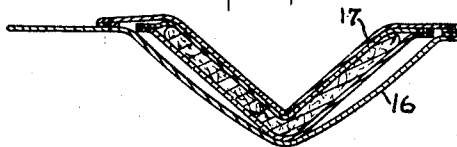


Fig. 5.



INVENTOR
Lillian Hunau
BY *Wesley B. Kase*
ATTORNEY

UNITED STATES PATENT OFFICE

2,421,561

BRASSIÈRE

Lillian Hunau, Brooklyn, N. Y.

Application July 19, 1946, Serial No. 684,708

3 Claims. (Cl. 2—42)

1

This invention relates to brassières.

It is an object of this invention to provide a brassière which while giving to the body the contour of a well-formed bust, will nevertheless serve as a normal brassière that can be put on and taken off as such.

It is a further object to provide a brassière having breast-building pads therein in which the pads may be firmly and securely held in place, and yet may be easily removed for cleaning.

It is a further object to provide a brassière of the type described which will securely hold the pads in place while on the wearer, and yet will permit their ready removal when the garment is taken off.

It is a further object to provide a brassière of the type described in which the positioning of the breast pads in place over the normal breast is facilitated.

The invention accordingly comprises an article of manufacture possessing the features, properties and the relation of elements which will be exemplified in the article hereinafter described and the scope of the application of which will be indicated in the claims.

For a fuller understanding of the nature and objects of the invention, reference should be had to the following detailed description taken in connection with the accompanying drawings, in which:

Fig. 1 is a perspective view of the new brassière in place upon the figure. Fig. 2 is a front elevation of the same. Fig. 3 is a section on the line 3—3 of Fig. 2, and Fig. 4 is an exploded view showing separately a section of the pad and of the cover portion of the brassière on the line 4—4 of Fig. 2. Fig. 5 is a section through the brassière and pad on the line 5—5 of Fig. 2.

It has heretofore been proposed to provide breast pads, commonly known as "falsies," and a means has been provided to clamp the same in place above the breasts. But such garments have been difficult to maintain in place, and have not proven satisfactory.

In accordance with this invention, the brassière comprises a pair of breast pockets 10, united to a body-encircling portion 11 which may taper to a narrow band at the back as shown at 12. The brassière opens at the front and is attached together by means of a hook 13 fastened to the bottom edge of one of the breast pockets, and hooking into a pocket 14 in the bottom edge of the other. A continuous elastic band 15 connects with the hook and extends along the lower

2

edge of the breast pockets toward or connecting with the portion 11.

Each breast pocket is in fact a double pocket having an outer layer 16 of the contour desired for the breast, and an inner member 17 of a contour fitting over the actual breast. Each of these members may be shaped to the contour desired in any customary manner, for example by a seam 18. The members 16 and 17 are attached to each other around their entire periphery except for an opening between a point 20 about midway of the top of each breast pocket, and a point 21 a little above the center of the inside edge. This opening is sufficient to permit the insertion of the pad 22, but nevertheless leaves the pocket of such shape as to hold the pad in place vertically and horizontally. The location of the opening leaves a large part of the top closed to resist vertical removal and leaves a large part of the side closed to resist displacement toward the center.

The reinforcing pads 22 are composed of two spaced layers of a suitable stiffening material cut and sewn to proper shape, and attached together around their entire periphery, enclosing a layer of padding 24. The material 22 may be so chosen that contact with the outer surface 16 of the brassière will give the sense of normal breast tissue to the touch and will not disclose the fact that artificial padding has been inserted.

It is to be noted that in this brassière the breast pockets are not circular, but are somewhat straight at their outer edges and taper somewhat to a point at the inner center, thus conforming more accurately to the contour of the natural breast.

The brassière is held in place by shoulder straps 27 attached to the back of the garment, and having at the front end a buckle 28 through which there extends a loop, the outer edge, 29, of which is sewn into the seam between the members 16 and 17 adjacent to the point 20. The other end, 30, of each loop is preferably provided with a snap fastener 31, and by it attached to the other half of the snap fastener upon the inner member 17.

By the foregoing arrangement it will be clear that the opening of the snap fastener not only greatly facilitates the insertion of the pad within the pocket, and its readjustment in position when required, but it also relieves the tension of the shoulder straps to facilitate adjustment of the position of the pad above the breast.

I prefer to apply the male half of the snap fastener to the free end of the loop to prevent it

3

slipping out of the buckle when detached from the member 17.

The front opening of this brassière is made practical by reason of the fact that the inside of the breast pocket is shallow to fit over a comparatively small breast. Thus no difficulty is experienced in placing the pockets over the breasts while fastening the garment. This is particularly true because the connectors are near the bottom corner of the pockets so that the pockets can be held in place on the body while connecting the fastener.

It will also be noted that the elastic 15 at the bottom of the pockets cause the lower garment at the edge of the pockets to grip the body, thus preventing the garment from riding up.

The fact that the inner end of the loop is attached only to the inner member 17 causes the garment to adjust itself to breasts of different sizes, in that if the breast be insufficient to fill the inside of the pad 22, the inner surface 17 will be pulled up tight over the breast without disturbing the pad.

Since certain changes may be made in the above construction and different embodiments of the invention could be made without departing from the scope thereof, it is intended that all matter contained in the above description or shown in the accompanying drawings shall be interpreted as illustrative and not in a limiting sense.

It is also to be understood that the following claims are intended to cover all of the generic and specific features of the invention herein described, and all statements of the scope of the invention which as a matter of language might be said to fall therebetween.

I claim:

1. A brassière comprising a pair of breast cups,

4

each comprising an inner and an outer member forming a pocket between them, a formed pad inserted in said pocket, said members being sewed together around their peripheries except from a point intermediate the top edge to a point intermediate the inner edge, said cups being connected together only at their lower inner edges, and a body encircling band attached to the outer edges of said cups, each cup having a shoulder strap and a loop connected by a buckle, the back end of said shoulder strap being connected to the body encircling portion, one end of said loop being connected to both of said members adjacent to said point intermediate the top edge, and the other end of said loop being connected to the inner member at a point intermediate between the ends of said opening.

2. A device according to claim 1 in which the last named end of the loop is detachably attached to the inner member to facilitate removing the garment, and to facilitate removal of the pad.

3. A device according to claim 1 in which the breast cups extend toward each other at the bottom, and in which one is provided with an eye and the other with a mating hook at their lower inner edges so that the garment may be opened and closed at the front.

LILLIAN HUNAU.

REFERENCES CITED

The following references are of record in the file of this patent:

UNITED STATES PATENTS

Number	Name	Date
1,845,011	Yerkes	Feb. 16, 1932
1,884,243	Richards	Oct. 25, 1932
2,141,408	Rosenthal	Dec. 27, 1938
1,387,586	Bradford	Aug. 16, 1921