



US00D342298S

United States Patent [19]

[11] Patent Number: Des. 342,298

Schnabel, Jr. et al.

[45] Date of Patent: ** Dec. 14, 1993

[54] EXERCISE PLATFORM

2,500,425	3/1950	Morris	35/29
3,599,750	8/1971	Serwer	182/15
5,050,861	9/1991	Thomas et al.	272/70
5,066,001	11/1991	Wilkinson	482/52

[75] Inventors: Robert R. Schnabel, Jr., Navarre; James F. Smith, Louisville; M. Diane S. McAndrew, Canton; George R. Adamczyk, Chagrin Falls, all of Ohio

Primary Examiner—Bernard Ansher
Assistant Examiner—Philip Hyder
Attorney, Agent, or Firm—Michael Sand Co.

[73] Assignee: Consumer Direct, Inc., Canton, Ohio

[**] Term: 14 Years

[57] CLAIM

[21] Appl. No.: 820,392

The ornamental design for an exercise platform, as shown and described.

[22] Filed: Jan. 14, 1992

DESCRIPTION

[52] U.S. Cl. D21/191

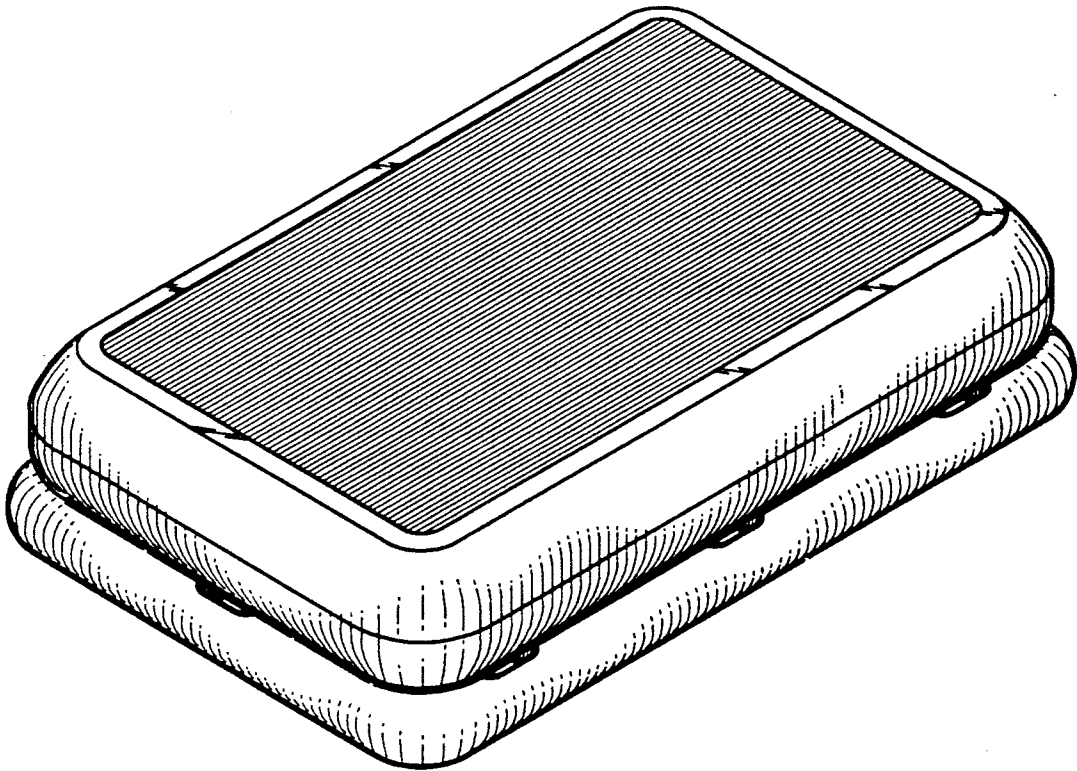
[58] Field of Search D21/191; D6/349, 350, D6/355, 500, 501; 108/11, 12, 144, 156; 297/438, 439; 482/52, 54

FIG. 1 is a perspective view of a exercise platform showing our new design;
FIG. 2 is an exploded perspective view thereof;
FIG. 3 is a top plan view thereof;
FIG. 4 is a front elevational view thereof, the rear view appearing the same;
FIG. 5 is a left side elevational view of FIG. 3, the right side view being a mirror image;
FIG. 6 is a bottom plan view thereof;
FIG. 7 is a top plan view of the lower base portion of the exercise platform as shown in FIG. 1; and,
FIG. 8 is a bottom plan view of the upper portion of the exercise platform.

[56] References Cited

U.S. PATENT DOCUMENTS

D. 268,280	3/1983	Rodger	D6/349
D. 280,052	8/1985	Hypponen	D6/349
D. 287,283	12/1986	Johnson	D25/65
D. 292,728	11/1987	Wilkinson	D21/191
D. 313,521	1/1991	Hassel et al.	D6/349
D. 330,057	10/1992	Saunders et al.	D21/191



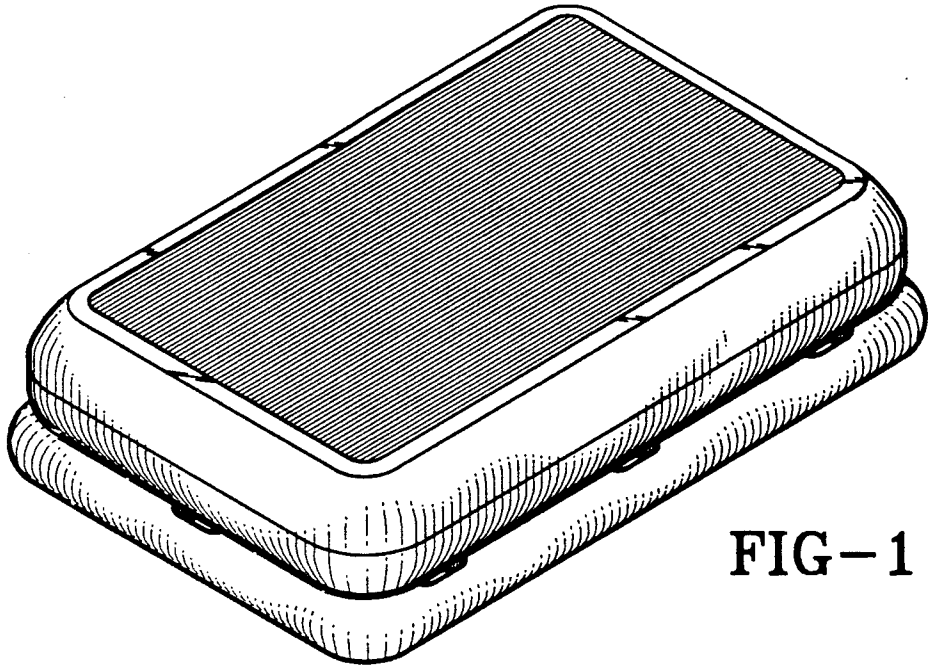


FIG-1

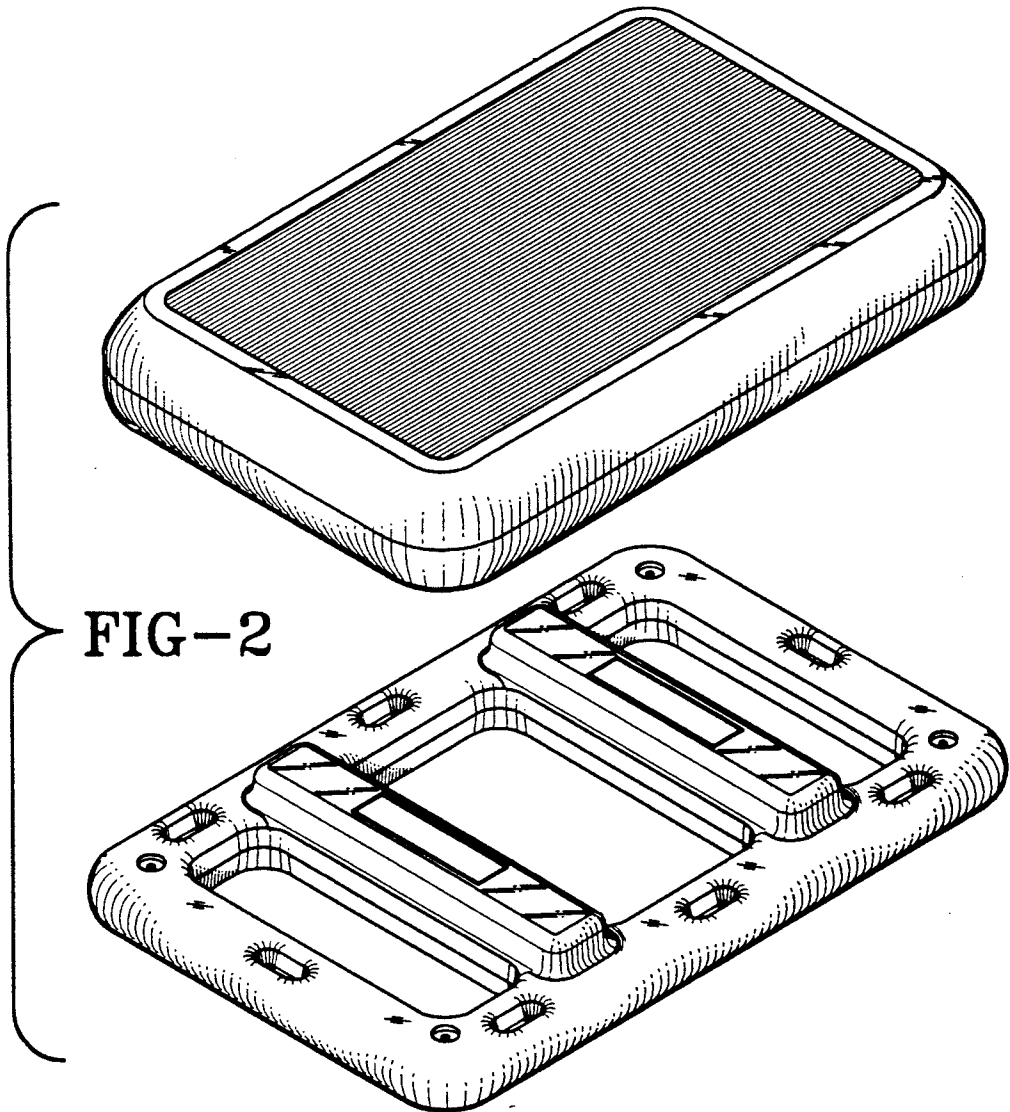


FIG-2




FIG-3

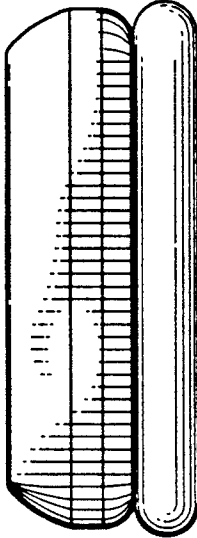


FIG-5

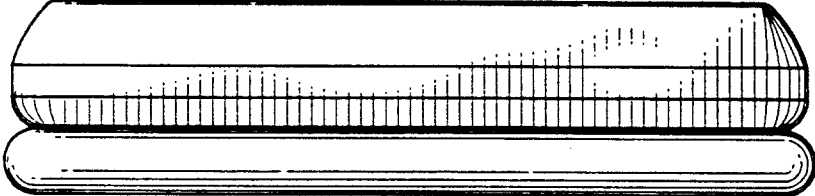


FIG-4

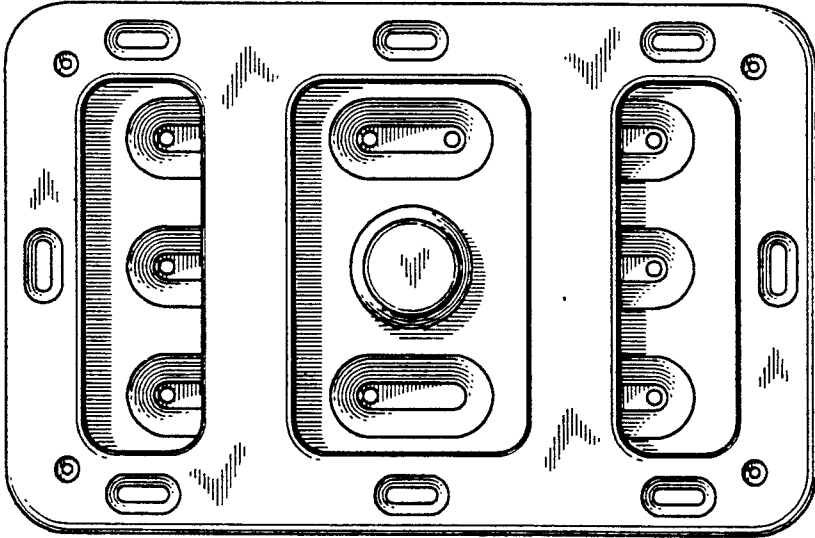


FIG-6

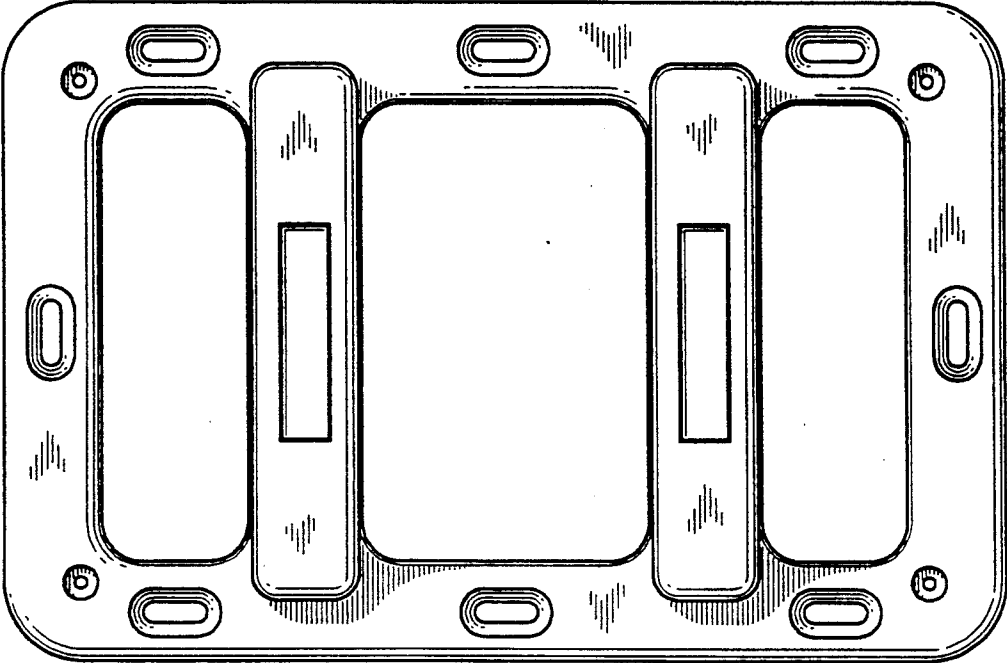


FIG-7

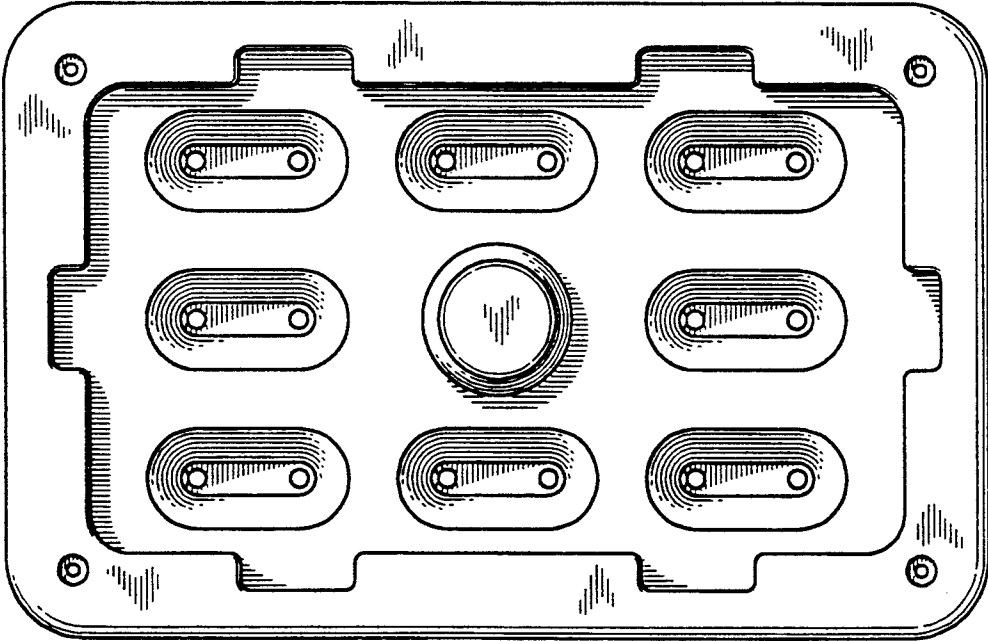


FIG-8