

(19) World Intellectual Property
Organization
International Bureau



(43) International Publication Date
7 July 2005 (07.07.2005)

PCT

(10) International Publication Number
WO 2005/061452 A1

(51) International Patent Classification⁷: **C07D 205/08**,
A61K 31/397, A61P 3/06, 9/10, 25/28

AstraZeneca R & D Mölndal, S-431 83 Mölndal (SE).
STARKE, Ingemar [SE/SE]; AstraZeneca R & D Mölndal, S-431 83 Mölndal (SE).

(21) International Application Number:
PCT/SE2004/001960

(74) Agent: **ASTRAZENECA**; Global Intellectual Property,
S-151 85 Södertälje (SE).

(22) International Filing Date:
21 December 2004 (21.12.2004)

(25) Filing Language: English

(26) Publication Language: English

(30) Priority Data:
0329780.1 23 December 2003 (23.12.2003) GB
0401907-1 21 July 2004 (21.07.2004) SE
0402785-0 15 November 2004 (15.11.2004) SE

(81) Designated States (unless otherwise indicated, for every kind of national protection available): AE, AG, AL, AM, AT, AU, AZ, BA, BB, BG, BR, BW, BY, BZ, CA, CH, CN, CO, CR, CU, CZ, DE, DK, DM, DZ, EC, EE, EG, ES, FI, GB, GD, GE, GH, GM, HR, HU, ID, IL, IN, IS, JP, KE, KG, KP, KR, KZ, LC, LK, LR, LS, LT, LU, LV, MA, MD, MG, MK, MN, MW, MX, MZ, NA, NI, NO, NZ, OM, PG, PH, PL, PT, RO, RU, SC, SD, SE, SG, SK, SL, SY, TJ, TM, TN, TR, TT, TZ, UA, UG, US, UZ, VC, VN, YU, ZA, ZM, ZW.

(71) Applicant (for all designated States except US): **ASTRAZENECA AB** [SE/SE]; S-151 85 Södertälje (SE).

(84) Designated States (unless otherwise indicated, for every kind of regional protection available): ARIPO (BW, GH, GM, KE, LS, MW, MZ, NA, SD, SL, SZ, TZ, UG, ZM, ZW), Eurasian (AM, AZ, BY, KG, KZ, MD, RU, TJ, TM), European (AT, BE, BG, CH, CY, CZ, DE, DK, EE, ES, FI, FR, GB, GR, HU, IE, IS, IT, LT, LU, MC, NL, PL, PT, RO, SE, SI, SK, TR), OAPI (BF, BJ, CF, CG, CI, CM, GA, GN, GQ, GW, ML, MR, NE, SN, TD, TG).

(72) Inventors; and

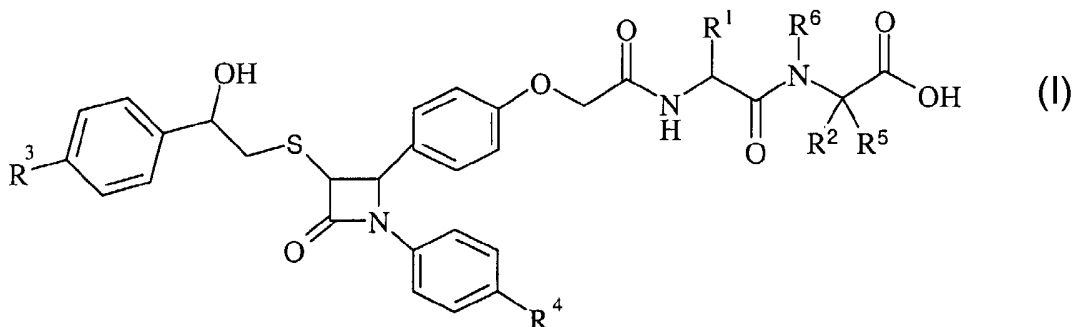
(75) Inventors/Applicants (for US only): **ALENFALK, Susanne** [SE/SE]; AstraZeneca R & D Mölndal, S-431 83 Mölndal (SE). **DAHLSTRÖM, Mikael** [FI/SE]; AstraZeneca R & D Mölndal, S-431 83 Mölndal (SE). **HUNEGNAW, Fana** [SE/SE]; AstraZeneca R & D Mölndal, S-431 83 Mölndal (SE). **KARLSSON, Staffan** [SE/SE]; AstraZeneca R & D Mölndal, S-431 83 Mölndal (SE). **LEMURELL, Malin** [SE/SE]; AstraZeneca R & D Mölndal, S-431 83 Mölndal (SE). **LINDQVIST, Ann-Margret** [SE/SE]; AstraZeneca R & D Mölndal, S-431 83 Mölndal (SE). **SKJÄRET, Tore** [NO/SE];

Published:

— with international search report

For two-letter codes and other abbreviations, refer to the "Guidance Notes on Codes and Abbreviations" appearing at the beginning of each regular issue of the PCT Gazette.

(54) Title: DIPHENYLAZETIDINONE DERIVATES POSSESSING CHOLESTEROL ABSORPTION INHIBITORY ACTIVITY



(57) Abstract: Compounds of formula (I) (wherein variable groups are as defined within) pharmaceutically acceptable salts, solvates, solvates of such salts and prodrugs thereof and their use as cholesterol absorption inhibitors for the treatment of hyperlipidaemia are described. Processes for their manufacture and pharmaceutical compositions containing them are also described.

Diphenylazetidinone Derivates Possessing Cholesterol
Absorption Inhibitory Activity

This invention relates to 2-azetidinone derivatives, or pharmaceutically acceptable salts, solvates, solvates of such salts and prodrugs thereof. These 2-azetidinones possess
5 cholesterol absorption inhibitory activity and are accordingly of value in the treatment of disease states associated with hyperlipidaemic conditions. They are therefore useful in methods of treatment of a warm-blooded animal, such as man. The invention also relates to processes for the manufacture of said 2-azetidinone derivatives, to pharmaceutical compositions containing them and to their use in the manufacture of medicaments to inhibit
10 cholesterol absorption in a warm-blooded animal, such as man. A further aspect of this invention relates to the use of the compounds of the invention in the treatment of dyslipidemic conditions.

Atherosclerotic coronary artery disease is a major cause of death and morbidity in the western world as well as a significant drain on healthcare resources. It is well-known that
15 hyperlipidaemic conditions associated with elevated concentrations of total cholesterol and low density lipoprotein (LDL) cholesterol are major risk factors for cardiovascular atherosclerotic disease (for instance "Coronary Heart Disease: Reducing the Risk; a Worldwide View" Assman G., Carmena R. Cullen P. *et al*; Circulation 1999, 100, 1930-1938 and "Diabetes and Cardiovascular Disease: A Statement for Healthcare Professionals from the
20 American Heart Association" Grundy S, Benjamin I., Burke G., *et al*; Circulation, 1999, 100, 1134-46).

The concentration of plasma cholesterol depends on the integrated balance of endogenous and exogenous pathways of cholesterol metabolism. In the endogenous pathway, cholesterol is synthesized by the liver and extra hepatic tissues and enters the circulation as
25 lipoproteins or is secreted into bile. In the exogenous pathway cholesterol from dietary and biliary sources is absorbed in the intestine and enters the circulation as component of chylomicrons. Alteration of either pathway will affect the plasma concentration of cholesterol.

The precise mechanism by which cholesterol is absorbed from the intestine is however not clear. The original hypothesis has been that cholesterol is crossing the intestine by
30 unspecific diffusion. But more recent studies are suggesting that there are specific transporters involved in the intestinal cholesterol absorption. (See for instance New molecular targets for cholesterol-lowering therapy Izzat, N.N., Deshazer, M.E. and Loose-Mitchell D.S. JPET 293:315-320, 2000.)

A clear association between reduction of total cholesterol and (LDL) cholesterol and decreased instance of coronary artery disease has been established, and several classes of pharmaceutical agents are used to control serum cholesterol. There major options to regulate plasma cholesterol include (i) blocking the synthesis of cholesterol by agents such as

5 HMG-CoA reductase inhibitors, for example statins such as simvastatin and fluvastatin; which also by up-regulation of LDL-receptors will promote the cholesterol removal from the plasma; (ii) blocking the bile acid reabsorption by specific agents resulting in increased bile acid excretion and synthesis of bile acids from cholesterol with agents such as bile acid binders, such as resins e.g. cholestyramine and cholestipol; and (iii) by blocking the intestinal

10 uptake of cholesterol by selective cholesterol absorption inhibitors. High density lipoprotein (HDL) elevating agents such as fibrates and nicotinic acid analogues have also been employed.

Even with the current diverse range of therapeutic agents, a significant proportion of the hypercholesterolaemic population is unable to reach target cholesterol levels, or drug

15 interactions or drug safety preclude the long term use needed to reach the target levels. Therefore there is still a need to develop additional agents that are more efficacious and are better tolerated.

Compounds possessing such cholesterol absorption inhibitory activity have been described, see for instance the compounds described in WO 93/02048, WO 94/17038,

20 WO 95/08532, WO 95/26334, WO 95/35277, WO 96/16037, WO 96/19450, WO 97/16455, WO 02/50027, WO 02/50060, WO 02/50068, WO 02/50090, WO 02/66464, WO 04/000803, WO 04/000804, WO04/000805, WO 04/043457, WO 04/081002, US 5756470, US 5767115, US 20040180860, US20040180861 and US RE37721.

The present invention is based on the discovery that certain 2-azetidinone derivatives

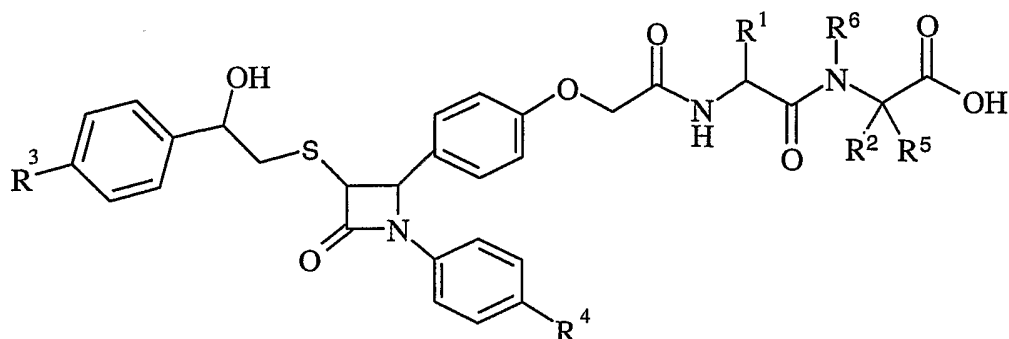
25 surprisingly inhibit cholesterol absorption. Such properties are expected to be of value in the treatment of disease states associated with hyperlipidaemic conditions. The compounds of the present invention are not disclosed in any of the above applications and we have surprisingly found that the compounds of the present invention possess beneficial efficacious, metabolic and toxicological profiles that make them particularly suitable for *in vivo* administration to a

30 warm blooded animal, such as man. In particular certain compounds of the present invention have a low degree of absorption compared to compounds of the prior art whilst retaining their ability to inhibit cholesterol absorption.

Accordingly there is provided a compound of formula (I):

- 3 -

(I)



5

(I)

wherein:

R¹ is hydrogen, C₁₋₆alkyl, C₃₋₆cycloalkyl or aryl; wherein said C₁₋₆alkyl may be optionally substituted by one or more hydroxy, amino, guanidino, carbamoyl, carboxy,

- 10 C₁₋₆alkoxy, *N*-(C₁₋₆alkyl)amino, *N,N*-(C₁₋₆alkyl)₂amino, C₁-C₆ alkylcarbonylamino C₁₋₆alkylS(O)_a wherein a is 0-2, C₃₋₆cycloalkyl or aryl; and wherein any aryl group may be optionally substituted by one or two substituents selected from halo, hydroxy, C₁₋₆alkyl or C₁₋₆alkoxy;

- 15 **R²** and **R⁵** are independently hydrogen, a branched or unbranched C₁₋₆alkyl, C₃₋₆cycloalkyl or aryl; wherein said C₁₋₆alkyl may be optionally substituted by one or more hydroxy, amino, guanidino, cyano, carbamoyl, carboxy, C₁₋₆alkoxy, aryl C₁₋₆alkoxy, (C₁-C₄)₃Si, *N*-(C₁₋₆alkyl)amino, *N,N*-(C₁₋₆alkyl)₂amino, C₁₋₆alkylS(O)_a, C₃₋₆cycloalkyl, aryl or aryl C₁₋₆alkylS(O)_a, wherein a is 0-2; and wherein any aryl group may be optionally substituted by one or two substituents selected from halo, hydroxy, C₁₋₆alkyl or C₁₋₆alkoxy;

- 20 **R³** is hydrogen, alkyl, halo, C₁₋₆alkoxy or C₁₋₆alkylS-;

R⁴ is hydrogen, C₁₋₆alkyl, halo or C₁₋₆alkoxy;

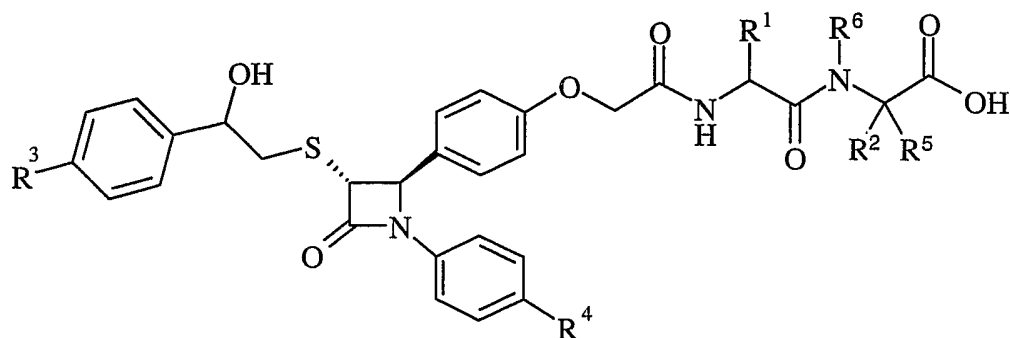
R⁶ is hydrogen, C₁₋₆alkyl, or arylC₁₋₆alkyl;

wherein **R⁵** and **R²** may form a ring with 2-7 carbon atoms and wherein **R⁶** and **R²** may form a ring with 3-6 carbon atoms;

- 25 or a pharmaceutically acceptable salt, solvate, solvate of such a salt or a prodrug thereof; with the proviso that said compound is not 3-(R)-4-(R)-1-(phenyl)-3-[2-(4-fluorophenyl)-2-hydroxyethylsulphonyl]-4-[4-(*N*-{*N*-[(R)-1-(carboxy)-2-(hydroxy)ethyl]carbamoylmethyl} carbamoylmethoxy)phenyl]azetidin-2-one; or 3-(R)-4-(R)-1-(phenyl)-3-[2-(4-fluorophenyl)-

2-hydroxyethylsulphonyl]-4-[4-[N-((R)- α -{N-[(S)-1-(carboxy)-2-(hydroxy)ethyl]carbamoyl}benzyl)carbamoylmethoxy]phenyl]azetidin-2-one.

5 In one aspect of the invention it is provided for a compound of formula **I2**:



I2

wherein variable groups are defined above as for formula (I). What is said further for formula
10 (I) will, apart from the process schemes below, apply also to formula (I2).

In one aspect of the invention R^1 is hydrogen. According to another aspect of the invention, R^2 is hydrogen, a branched or unbranched C_{1-6} alkyl, C_{3-6} cycloalkyl or aryl; wherein said C_{1-6} alkyl may be optionally substituted by one or more hydroxy, amino, C_{1-6} alkylS(O)_a
15 wherein a is 0-2, C_{3-6} cycloalkyl or aryl; and wherein any aryl group may be optionally substituted by hydroxy. According to a further aspect of the invention, R^3 is hydrogen, methoxy, or alkyl, for instance a C_1 - C_2 alkyl, i.e. methyl or ethyl, for instance methyl, or a halogen, for instance chlorine or fluorine.

According to yet another aspect of the invention R^4 is hydrogen or halo, for instance chlorine
20 or fluorine. According to a further aspect of the invention, R^6 is hydrogen, aryl C_{1-6} or R^6 and R^2 form a ring with 3-6 carbon atoms.

According to one aspect of the invention R^1 is hydrogen, R^2 is a branched or unbranched C_{1-4} alkyl, optionally substituted by a C_{3-6} cycloalkyl, R^3 and R^4 are halo, R^5 is hydrogen or
25 C_{1-6} alkyl, and R^6 is hydrogen.

The invention further provides for one or more compounds chosen from:

N-{[4-((2*R*,3*R*)-1-(4-fluorophenyl)-3-{[2-(4-fluorophenyl)-2-hydroxyethyl]thio}-4-oxoazetidin-2-yl)phenoxy]acetyl}glycyl-*N*⁶-acetyl-D-lysine;

5

1-(4-Fluorophenyl)-3-(*R*)-[2-(4-fluorophenyl)-2-hydroxyethylthio]-4-(*R*)-{4-[*N*-{*N*-[2-(phenyl)-1-(*R*)-(carboxy)ethyl]carbamoylmethyl}carbamoylmethoxy]phenyl}azetidin-2-one;

N-{[4-((2*R*,3*R*)-1-(4-fluorophenyl)-3-{[2-(4-fluorophenyl)-2-hydroxyethyl]thio}-4-

10 oxoazetidin-2-yl)phenoxy]acetyl}glycyl-D-valine;

N-{[4-((2*R*,3*R*)-1-(4-fluorophenyl)-3-{[2-(4-fluorophenyl)-2-hydroxyethyl]thio}-4-oxoazetidin-2-yl)phenoxy]acetyl}glycyl-D-tyrosine;

15 *N*-{[4-((2*R*,3*R*)-1-(4-fluorophenyl)-3-{[2-(4-fluorophenyl)-2-hydroxyethyl]thio}-4-oxoazetidin-2-yl)phenoxy]acetyl}glycyl-D-proline;

N-{[4-((2*R*,3*R*)-1-(4-fluorophenyl)-3-{[2-(4-fluorophenyl)-2-hydroxyethyl]thio}-4-oxoazetidin-2-yl)phenoxy]acetyl}glycyl-D-lysine;

20

N-{[4-((2*R*,3*R*)-1-(4-fluorophenyl)-3-{[2-hydroxy-2-(4-methoxyphenyl)ethyl]thio}-4-oxoazetidin-2-yl)phenoxy]acetyl}glycyl-D-valine;

N-{[4-((2*R*,3*R*)-1-(4-fluorophenyl)-3-{[2-(4-fluorophenyl)-2-hydroxyethyl]thio}-4-

25 oxoazetidin-2-yl)phenoxy]acetyl}glycyl-2-butylnorleucine;

N-{[4-((2*R*,3*R*)-1-(4-Fluorophenyl)-3-{[2-(4-fluorophenyl)-2-hydroxyethyl]thio}-4-oxoazetidin-2-yl)phenoxy]acetyl}glycyl-*S*-methyl-L-cysteine;

30

N-{[4-((2*R*,3*R*)-1-(4-chlorophenyl)-3-{[2-(4-chlorophenyl)-2-hydroxyethyl]thio}-4-oxoazetidin-2-yl)phenoxy]acetyl}glycyl-3-cyclohexyl-D-alanine;

N-{[4-((2*R*,3*R*)-1-(4-fluorophenyl)-3-{[2-(4-fluorophenyl)-2-hydroxyethyl]thio}-4-oxoazetidin-2-yl)phenoxy]acetyl}glycyl-3-cyclohexyl-D-alanine;

N-{[4-((2*R*,3*R*)-1-(4-fluorophenyl)-3-{[2-(4-fluorophenyl)-2-hydroxyethyl]thio}-4-oxoazetidin-2-yl)phenoxy]acetyl}glycyl-4-methylleucine;

N-{[4-((2*R*,3*R*)-1-(4-Fluorophenyl)-3-{[2-(4-fluorophenyl)-2-hydroxyethyl]thio}-4-oxoazetidin-2-yl)phenoxy]acetyl}-L-alanyl-D-valine;

10 *N*-{[4-((2*R*,3*R*)-1-(4-fluorophenyl)-3-{[2-hydroxy-2-(4-methylphenyl)ethyl]thio}-4-oxoazetidin-2-yl)phenoxy]acetyl}glycyl-D-valine;

N-{[4-((2*R*,3*R*)-1-(4-chlorophenyl)-3-{[2-(4-chlorophenyl)-2-hydroxyethyl]thio}-4-oxoazetidin-2-yl)phenoxy]acetyl}glycyl-D-valine;

15

N-{[4-((2*R*,3*R*)-1-(4-chlorophenyl)-3-{[2-(4-chlorophenyl)-2-hydroxyethyl]thio}-4-oxoazetidin-2-yl)phenoxy]acetyl}glycyl-3-methyl-D-valine;

N-{[4-((2*R*,3*R*)-1-(4-fluorophenyl)-3-{[2-(4-fluorophenyl)-2-hydroxyethyl]thio}-4-oxoazetidin-2-yl)phenoxy]acetyl}glycyl-3-(2-naphthyl)-D-alanine;

20

N-{[4-((2*R*,3*R*)-1-(4-fluorophenyl)-3-{[2-(4-fluorophenyl)-2-hydroxyethyl]thio}-4-oxoazetidin-2-yl)phenoxy]acetyl}glycyl-3-methyl-D-valine;

25 *N*-{[4-((2*R*,3*R*)-1-(4-fluorophenyl)-3-{[2-(4-fluorophenyl)-2-hydroxyethyl]thio}-4-oxoazetidin-2-yl)phenoxy]acetyl}glycyl-(3*R*,4*S*,5*R*)-3,4,5,6-tetrahydroxy-D-norleucine;

N-{[4-((2*R*,3*R*)-1-(4-Fluorophenyl)-3-{[2-(4-fluorophenyl)-2-hydroxyethyl]thio}-4-oxoazetidin-2-yl)phenoxy]acetyl}glycyl-*N*,2-dimethylalanine;

30

N-({4-[(2*R*,3*R*)-1-(4-Fluorophenyl)-3-({2-hydroxy-2-[4-(methylthio)phenyl]ethyl}thio)-4-oxoazetidin-2-yl]phenoxy}acetyl)glycyl-3-methyl-D-valine;

N-{[4-((2*R*,3*R*)-1-(4-fluorophenyl)-3-{[2-(4-fluorophenyl)-2-hydroxyethyl]thio}-4-oxoazetidin-2-yl)phenoxy]acetyl}glycyl-*S*-(4-methylbenzyl)-*D*-cysteine;

N-{[4-((2*R*,3*R*)-1-(4-fluorophenyl)-3-{[2-(4-fluorophenyl)-2-hydroxyethyl]thio}-4-oxoazetidin-2-yl)phenoxy]acetyl}glycyl-*S*-(*tert*-butyl)-*D*-cysteine;

N-{[4-((2*R*,3*R*)-1-(4-fluorophenyl)-3-{[2-(4-fluorophenyl)-2-hydroxyethyl]thio}-4-oxoazetidin-2-yl)phenoxy]acetyl}glycyl-*b,b*-dimethyl-*D*-phenylalanine.

10

In this specification the term “alkyl” includes both straight and branched chain alkyl groups but references to individual alkyl groups such as “propyl” are specific for the straight chain version only. For example, “C₁₋₆alkyl” and “C₁₋₄alkyl” include propyl, isopropyl and *t*-butyl. However, references to individual alkyl groups such as ‘propyl’ are specific for the straight chained version only and references to individual branched chain alkyl groups such as ‘isopropyl’ are specific for the branched chain version only. A similar convention applies to other radicals, for example “phenylC₁₋₆alkyl” would include benzyl, 1-phenylethyl and 2-phenylethyl. The term “halo” refers to fluoro, chloro, bromo and iodo.

Where optional substituents are chosen from “one or more” groups it is to be understood that this definition includes all substituents being chosen from one of the specified groups or the substituents being chosen from two or more of the specified groups.

The term “aryl” refers to a 4-10 membered aromatic mono or bicyclic ring containing 0 to 5 heteroatoms independently selected from nitrogen, oxygen or sulphur. Examples of aryls include phenyl, pyrrolyl, furanyl, imidazolyl, triazolyl, tetrazolyl, pyrazinyl, pyrimidinyl, pyridazinyl, pyridyl, isoxazolyl, oxazolyl, 1,2,4 oxadiazolyl, isothiazolyl, thiazolyl, 1,2,4-triazolyl, thienyl, naphthyl, benzofuranyl, benzimidazolyl, benzthienyl, benzthiazolyl, benzisothiazolyl, benzoxazolyl, benzisoxazolyl, 1,3-benzodioxolyl, indolyl, pyridoimidazolyl, pyrimidoimidazolyl, quinolyl, isoquinolyl, quinoxalyl, quinazolinyl, phthalazinyl, cinnolinyl and naphthyridinyl. Particularly “aryl” refers to phenyl, thienyl, pyridyl, imidazolyl or indolyl. The term “aryl” includes both unsubstituted and substituted aromatic rings.

Examples of “C₁₋₆alkoxy” include methoxy, ethoxy and propoxy. Examples of “C₁₋₆alkylS(O)_a wherein a is 0 to 2” include methylthio, ethylthio, methylsulphinyl,

ethylsulphinyl, mesyl and ethylsulphonyl. Examples of “*N*-(C₁₋₆alkyl)amino” include methylamino and ethylamino. Examples of “*N,N*-(C₁₋₆alkyl)₂amino” include di-*N*-methylamino, di-(*N*-ethyl)amino and *N*-ethyl-*N*-methylamino. “C₃₋₆cycloalkyl” refers to cyclopropyl, cyclobutyl, cyclopentyl and cyclohexyl.

5 A suitable pharmaceutically acceptable salt of a compound of the invention, or other compounds disclosed herein, is, for example, an acid-addition salt of a compound of the invention which is sufficiently basic, for example, an acid-addition salt with, for example, an inorganic or organic acid, for example hydrochloric, hydrobromic, sulphuric, phosphoric, trifluoroacetic, citric, acetate or maleic acid. In addition a suitable pharmaceutically
10 acceptable salt of a compound of the invention which is sufficiently acidic is an alkali metal salt, for example a sodium or potassium salt, an alkaline earth metal salt, for example a calcium or magnesium salt, an ammonium salt or a salt with an organic base which affords a physiologically-acceptable cation, for example a salt with methylamine, dimethylamine, trimethylamine, piperidine, morpholine or tris-(2-hydroxyethyl)amine.

15 The compounds of the formula (I), or other compounds disclosed herein, may be administered in the form of a pro-drug which is broken down in the human or animal body to give a compound of the formula (I). Examples of pro-drugs include *in vivo* hydrolysable esters and *in vivo* hydrolysable amides of a compound of the formula (I).

An *in vivo* hydrolysable ester of a compound of the formula (I), or other compounds
20 disclosed herein, containing carboxy or hydroxy group is, for example, a pharmaceutically acceptable ester which is hydrolysed in the human or animal body to produce the parent acid or alcohol. Suitable pharmaceutically acceptable esters for carboxy include C₁₋₆alkoxymethyl esters for example methoxymethyl, C₁₋₆alkanoyloxymethyl esters for example pivaloyloxymethyl, phthalidyl esters, C₃₋₈cycloalkoxycarbonyloxyC₁₋₆alkyl esters for example
25 1-cyclohexylcarbonyloxyethyl; 1,3-dioxolen-2-onylmethyl esters for example 5-methyl-1,3-dioxolen-2-onylmethyl; and C₁₋₆alkoxycarbonyloxyethyl esters for example 1-methoxycarbonyloxyethyl and may be formed at any carboxy group in the compounds of this invention.

An *in vivo* hydrolysable ester of a compound of the formula (I), or other compounds
30 disclosed herein, containing a hydroxy group includes inorganic esters such as phosphate esters and α -acyloxyalkyl ethers and related compounds which as a result of the *in vivo* hydrolysis of the ester breakdown to give the parent hydroxy group. Examples of α -acyloxyalkyl ethers include acetoxymethoxy and 2,2-dimethylpropionyloxy-methoxy. A

selection of *in vivo* hydrolysable ester forming groups for hydroxy include alkanoyl, benzoyl, phenylacetyl and substituted benzoyl and phenylacetyl, alkoxycarbonyl (to give alkyl carbonate esters), dialkylcarbamoyl and *N*-(dialkylaminoethyl)-*N*-alkylcarbamoyl (to give carbamates), dialkylaminoacetyl and carboxyacetyl. Examples of substituents on benzoyl
5 include morpholino and piperazino linked from a ring nitrogen atom via a methylene group to the 3- or 4- position of the benzoyl ring.

A suitable value for an *in vivo* hydrolysable amide of a compound of the formula (I), or other compounds disclosed herein, containing a carboxy group is, for example, a *N*-C₁₋₆alkyl or *N,N*-di-C₁₋₆alkyl amide such as *N*-methyl, *N*-ethyl, *N*-propyl, *N,N*-dimethyl,
10 *N*-ethyl-*N*-methyl or *N,N*-diethyl amide.

Some compounds of the formula (I) may have chiral centres and/or geometric isomeric centres (E- and Z- isomers), and it is to be understood that the invention encompasses all such optical, diastereoisomers and geometric isomers that possess cholesterol absorption inhibitory activity.

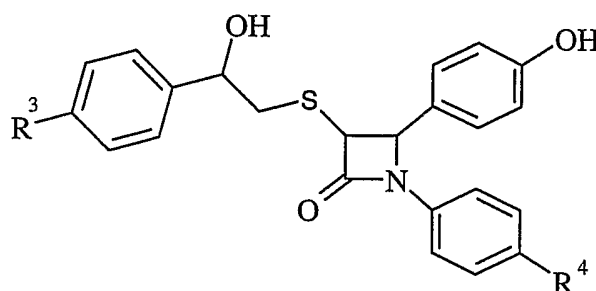
15 The invention relates to any and all tautomeric forms of the compounds of the formula (I) that possess cholesterol absorption inhibitory activity.

It is also to be understood that certain compounds of the formula (I) can exist in solvated as well as unsolvated forms such as, for example, hydrated forms. It is to be understood that the invention encompasses all such solvated forms which possess cholesterol
20 absorption inhibitory activity.

Preferred aspects of the invention are those which relate to the compound of formula (I) or a pharmaceutically acceptable salt thereof.

Another aspect of the present invention provides a process for preparing a compound
25 of formula (I) or a pharmaceutically acceptable salt, solvate, solvate of such a salt or a prodrug thereof which process (wherein variable groups are, unless otherwise specified, as defined in formula (I)) comprises of:

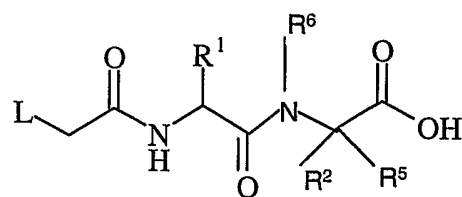
Process 1) reacting a compound of formula (II):



- 10 -

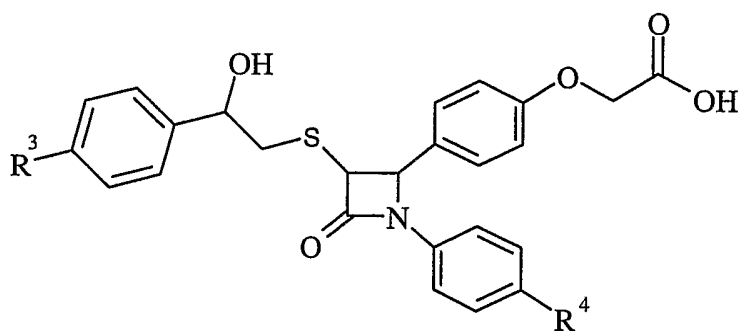
(II)

with a compound of formula (III):



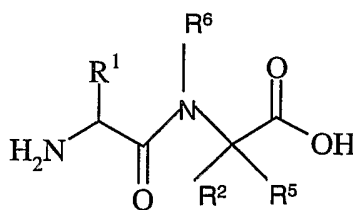
(III)

5 wherein L is a displaceable group;

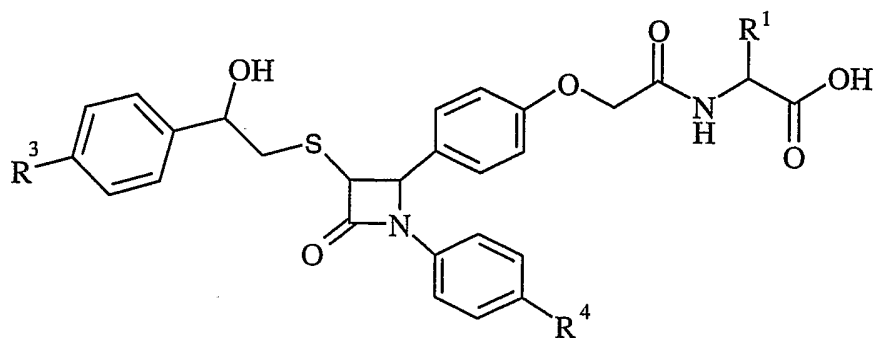
Process 2) reacting an acid of formula (IV):

(IV)

or an activated derivative thereof; with an amine of formula (V):



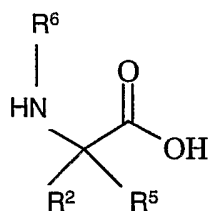
(V)

Process 3): reacting an acid of formula (VI):

(VI)

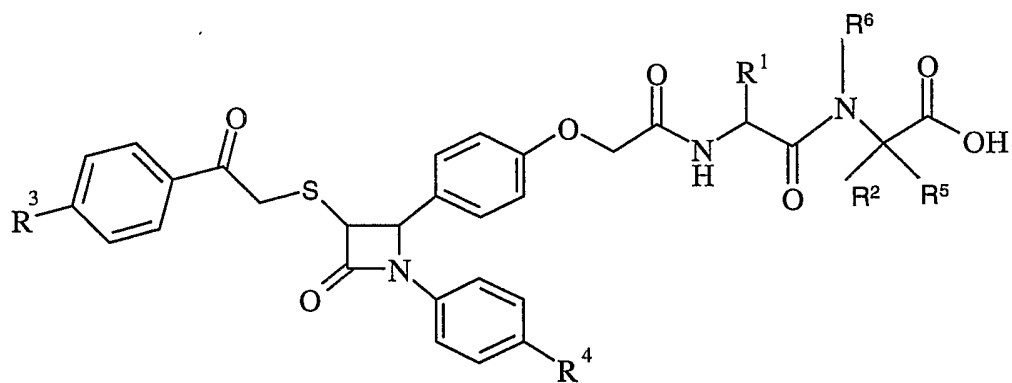
15 or an activated derivative thereof, with an amine of formula (VII):

- 11 -



(VII)

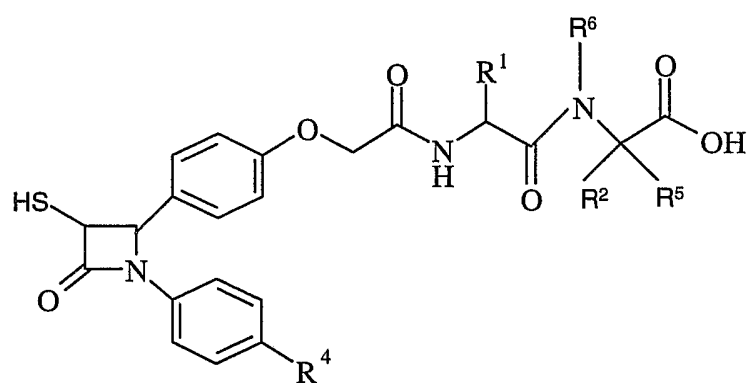
Process 4): reducing a compound of formula (VIII):



(VIII)

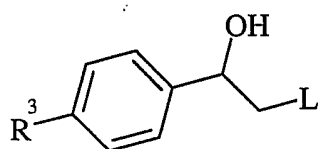
5

Process 5): reacting a compound of formula (IX):



(IX)

with a compound of formula (X):

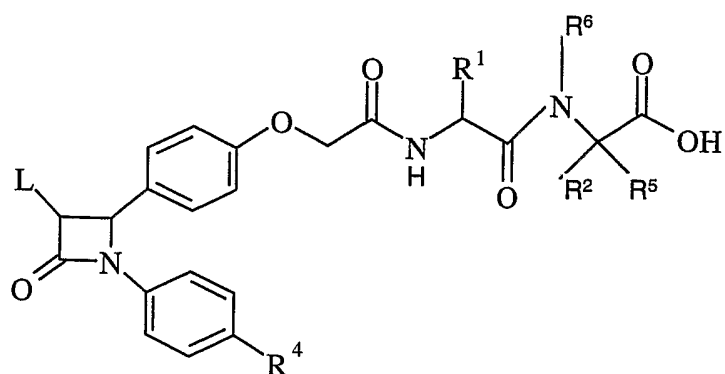


(X)

wherein L is a displaceable group;

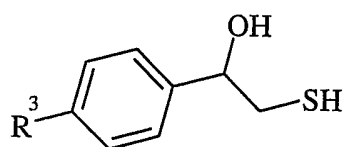
Process 6): reacting a compound of formula (XI):

10



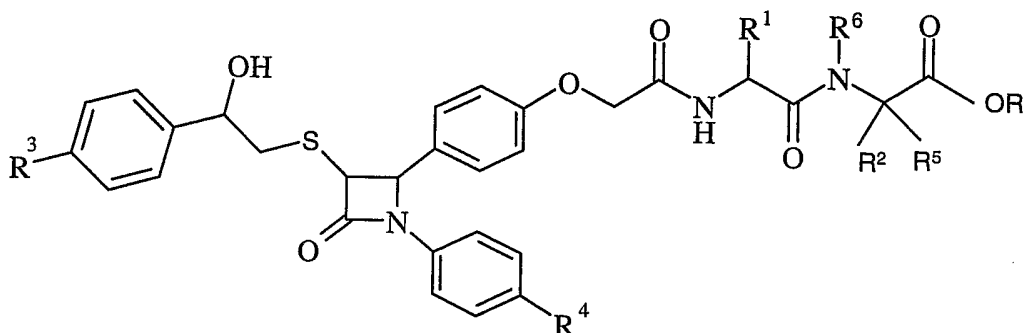
(XI)

wherein L is a displaceable group; with a compound of formula (XII):



(XII)

Process 7): De-esterifying a compound of formula (XIII)



(XIII)

wherein the group C(O)OR is an ester group;

and thereafter if necessary or desirable:

- i) converting a compound of the formula (I) into another compound of the formula (I);
- ii) removing any protecting groups;
- iii) forming a pharmaceutically acceptable salt, solvate, solvate of such a salt or a prodrug; or
- iv) separating two or more enantiomers.

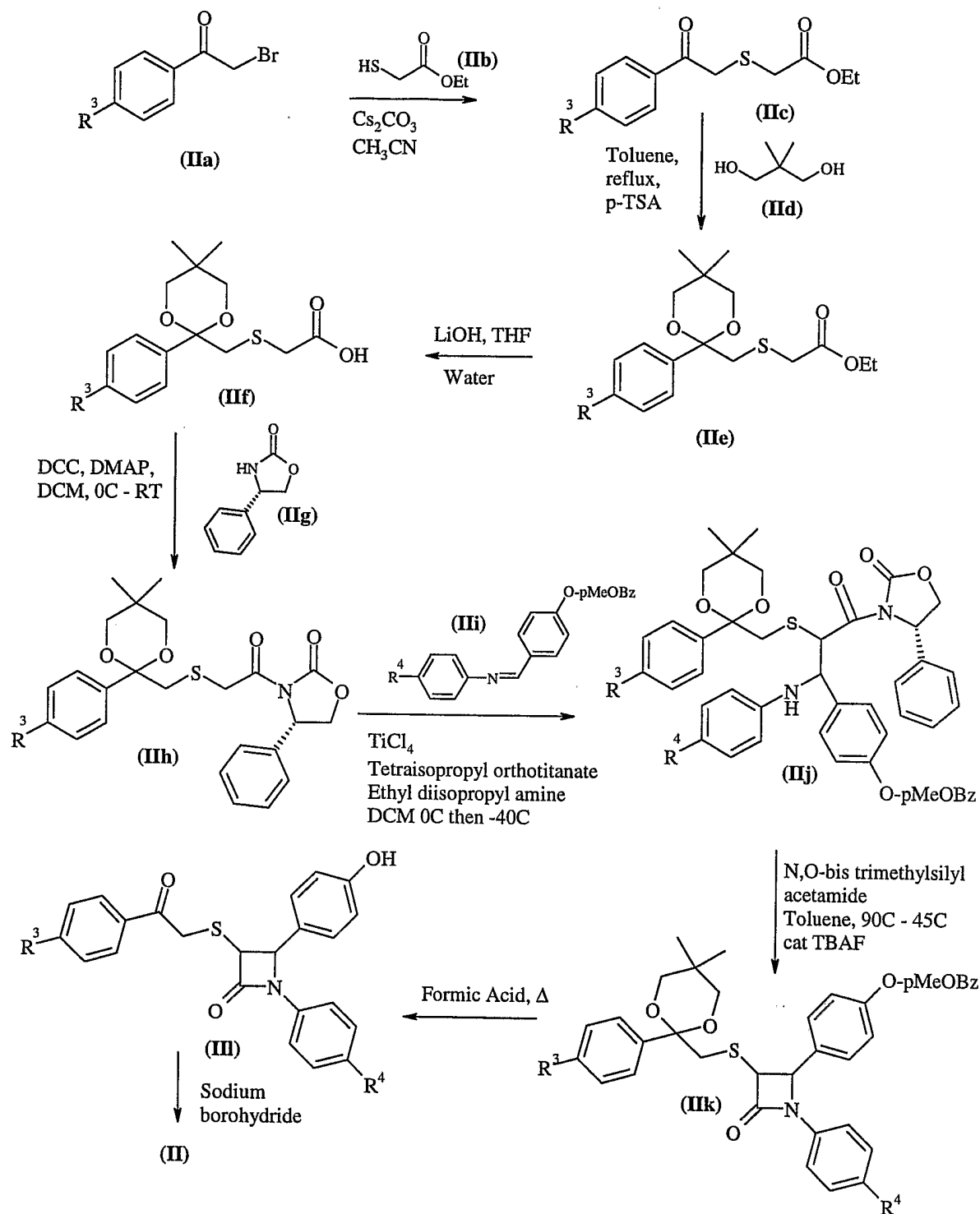
L is a displaceable group, suitable values for L are for example, a halogeno or sulphonyloxy group, for example a chloro, bromo, methanesulphonyloxy or toluene-4-sulphonyloxy group.

C(O)OR is an ester group, suitable values for C(O)OR are methoxycarbonyl, ethoxycarbonyl, *t*-butoxycarbonyl and benzyloxycarbonyl.

The starting materials used in the present invention can be prepared by modifications of the routes described in EP 0 792 264 B1. Alternatively they can be prepared by the following reactions.

Process 1): Alcohols of formula (II) may be reacted with compounds of formula (III) in the
5 presence of a base for example an inorganic base such as sodium carbonate, or an organic base such as Hunigs base, in the presence of a suitable solvent such as acetonitrile, dichloromethane or tetrahydrofuran at a temperature in the range of 0°C to reflux, preferably at or near reflux.

Compounds of formula (II) may be prepared according to the following scheme:



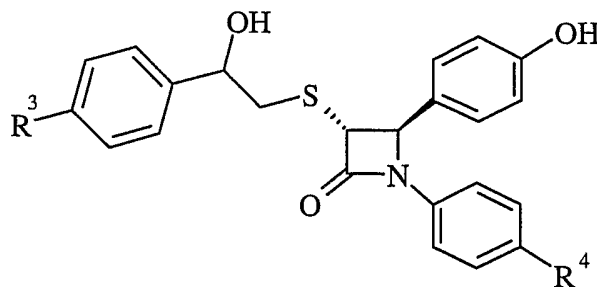
Scheme 1

wherein pMeOBz is para methoxy benzyl.

Compounds of formula (IIb), (IIId), (IIg) and (III) are commercially available
 5 compounds, or they are known in the literature, or they are prepared by standard processes
 known in the art.

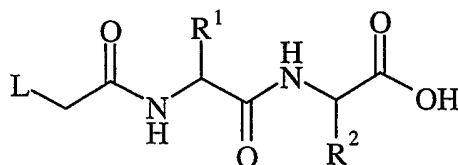
Another aspect of the present invention provides a process for preparing a compound of formula (I2) or a pharmaceutically acceptable salt, solvate, solvate of such a salt or a prodrug thereof which process (wherein variable groups are, unless otherwise specified, as defined in formula (I)) comprises of:

5 *Process 1*) reacting a compound of formula (II2):



(II2)

with a compound of formula (III):

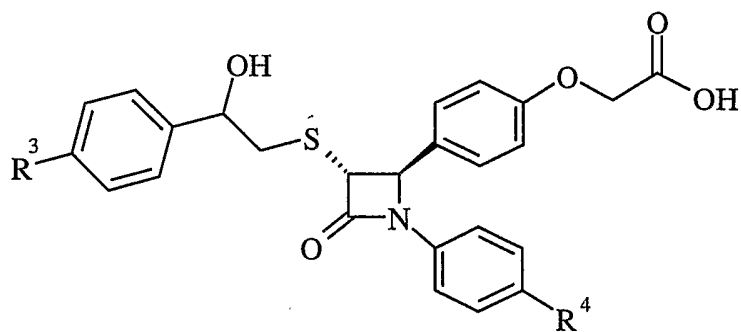


(III)

10

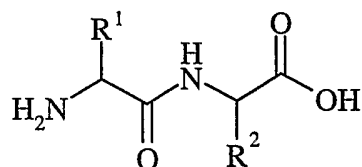
wherein L is a displaceable group;

Process 2) reacting an acid of formula (IV2):



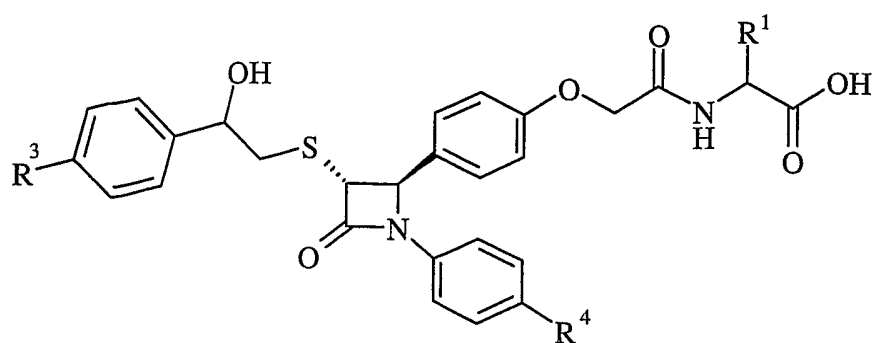
(IV)

15 or an activated derivative thereof; with an amine of formula (V):



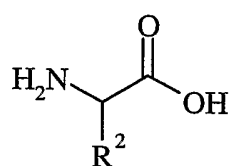
(V)

Process 3): reacting an acid of formula (VI2):



(VI2)

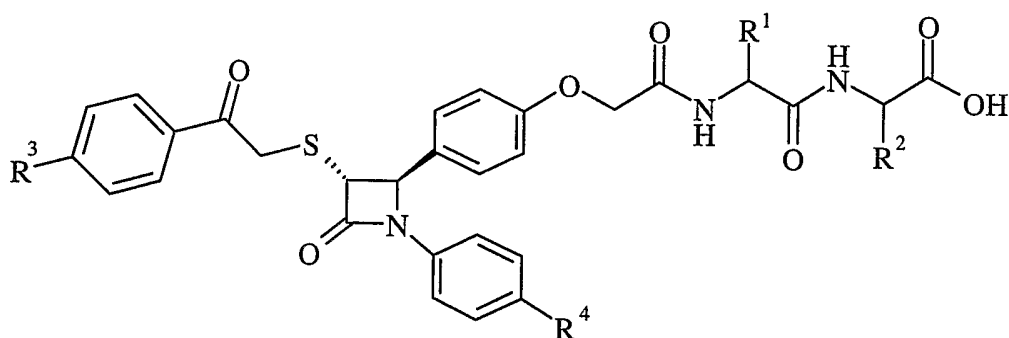
or an activated derivative thereof, with an amine of formula (VII):



(VII)

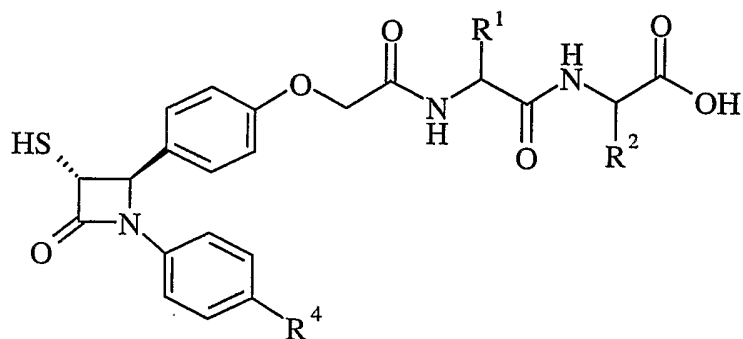
5

Process 4): reducing a compound of formula (VIII2):



(VIII2)

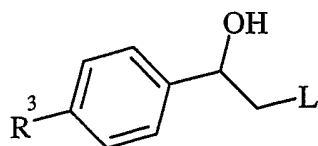
Process 5): reacting a compound of formula (IX2):



(IX2)

10

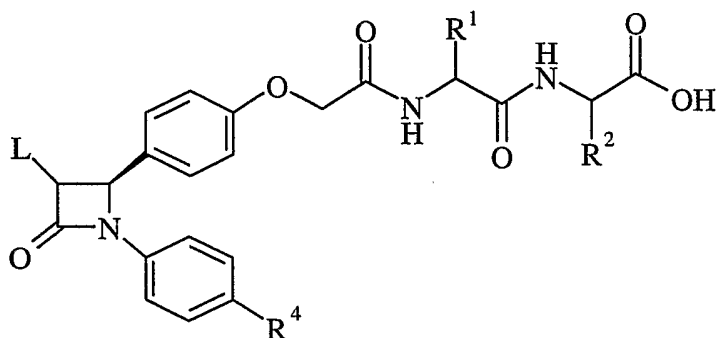
with a compound of formula (X):



(X)

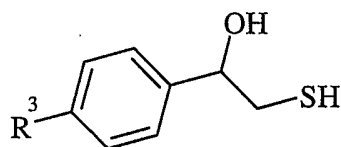
wherein L is a displaceable group;

Process 6): reacting a compound of formula (XI2):



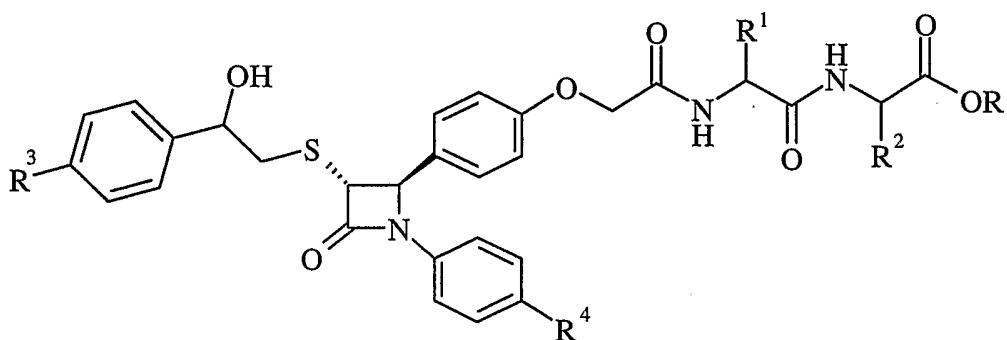
(XI2)

wherein L is a displaceable group; with a compound of formula (XII):



(XII)

10 *Process 7*): De-esterifying a compound of formula (XIII2)



(XIII2)

wherein the group C(O)OR is an ester group;

15 and thereafter if necessary or desirable:

- i) converting a compound of the formula (I2) into another compound of the formula (I2);
- ii) removing any protecting groups;

- iii) forming a pharmaceutically acceptable salt, solvate, solvate of such a salt or a prodrug; or
- iv) separating two or more enantiomers.

L is a displaceable group, suitable values for L are for example, a halogeno or sulphonyloxy group, for example a chloro, bromo, methanesulphonyloxy or

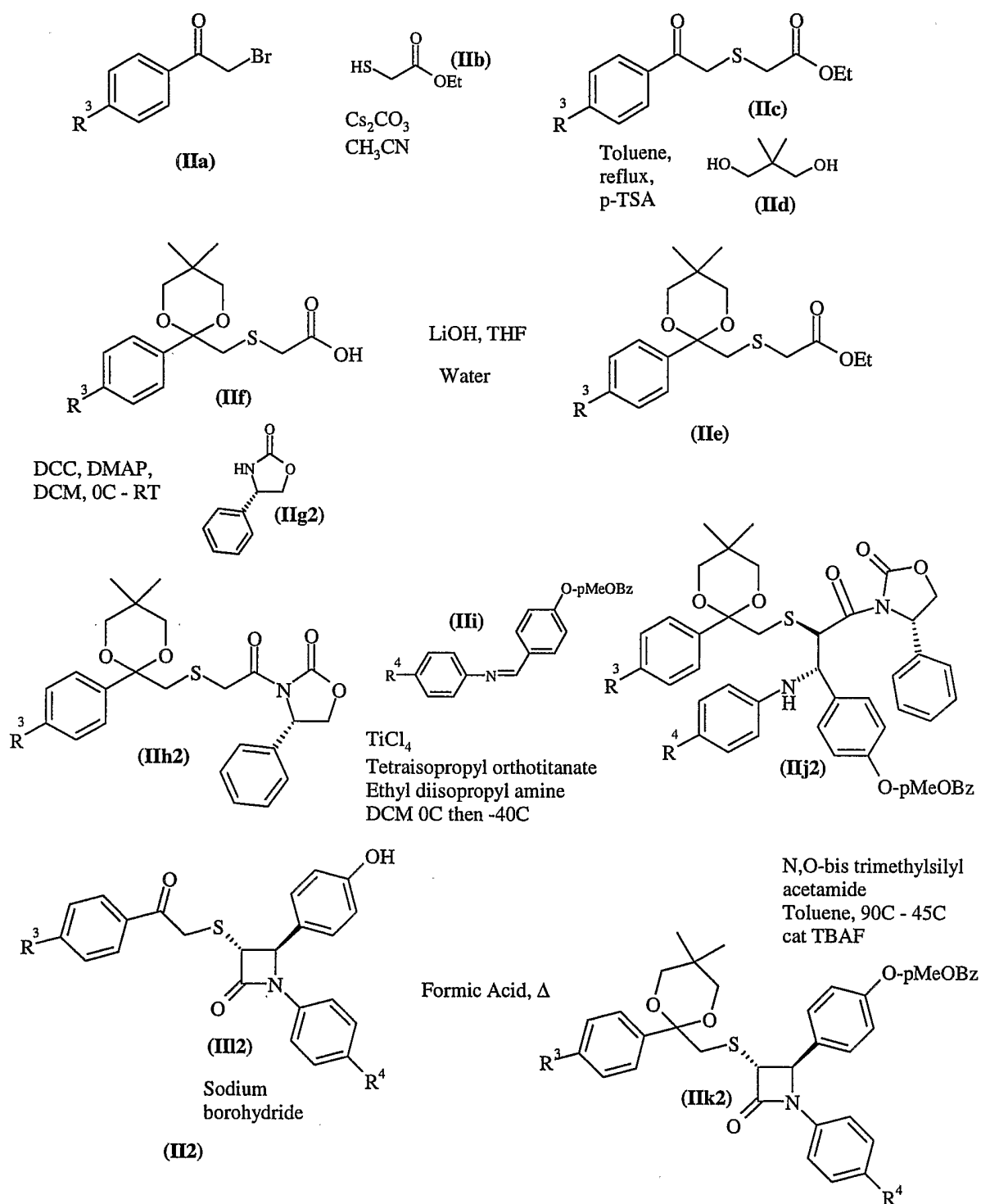
5 toluene-4-sulphonyloxy group.

C(O)OR is an ester group, suitable values for C(O)OR are methoxycarbonyl, ethoxycarbonyl, *t*-butoxycarbonyl and benzyloxycarbonyl.

The starting materials used in the present invention can be prepared by modifications of the routes described in EP 0 792 264 B1. Alternatively they can be prepared by the
10 following reactions.

Process I): Alcohols of formula (II2) may be reacted with compounds of formula (III) in the presence of a base for example an inorganic base such as sodium carbonate, or an organic base such as Hunigs base, in the presence of a suitable solvent such as acetonitrile, dichloromethane or tetrahydrofuran at a temperature in the range of 0°C to reflux, preferably
15 at or near reflux.

Compounds of formula (II2) may be prepared according to the following scheme:



Scheme 1

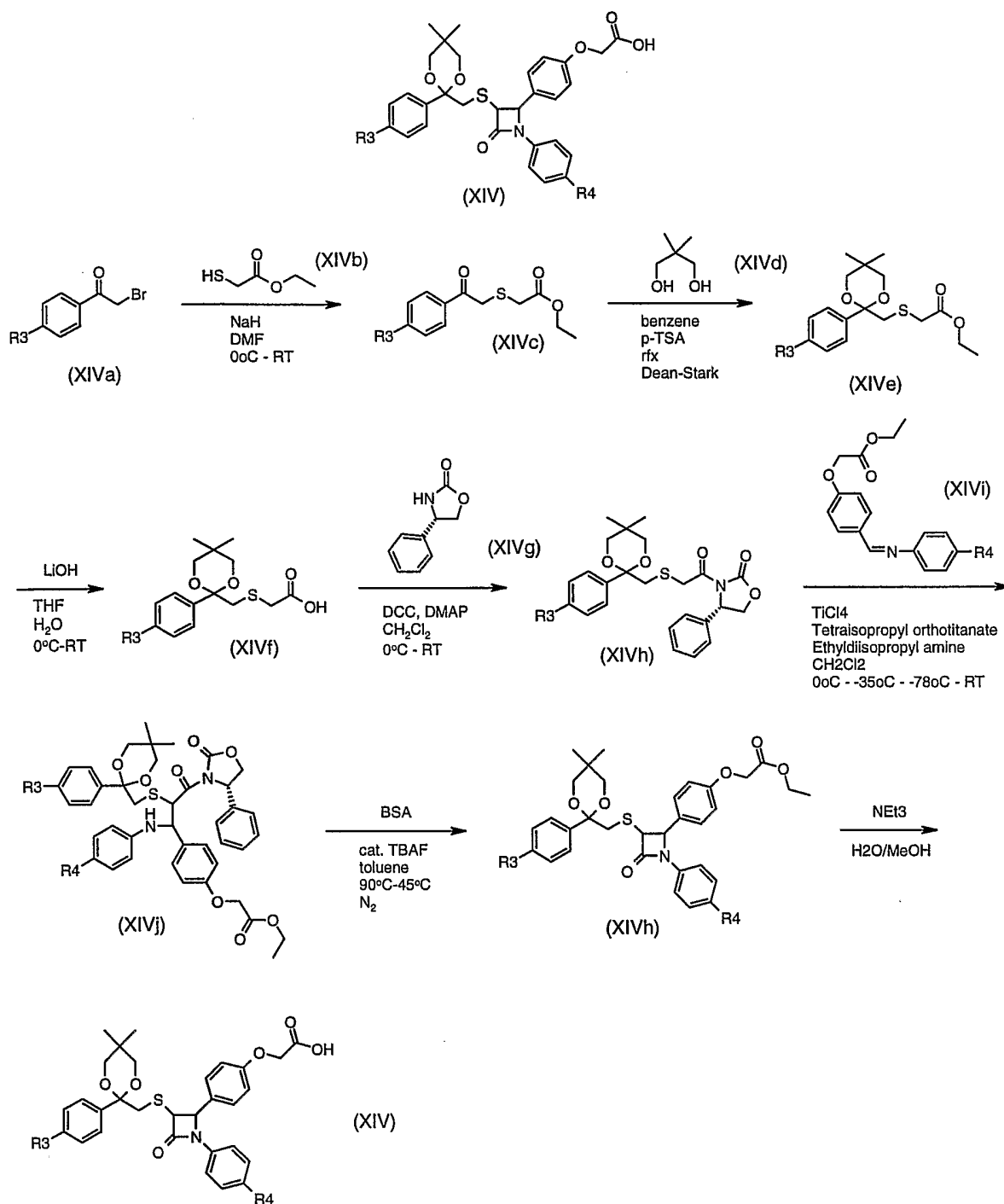
wherein pMeOBz is para methoxy benzyl.

Compounds of formula (IIb), (IIId), (IIg2) and (IIl2) are commercially available
 5 compounds, or they are known in the literature, or they are prepared by standard processes known in the art.

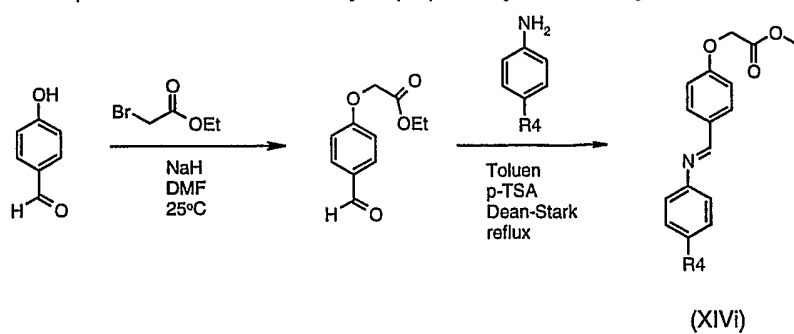
A compound of formula (III) may also be reacted with a compound of formula (XIV).

Compounds of formula (XIV) may be prepared according to the following route:

5



Compounds of formula XIVi may be prepared by the following route:

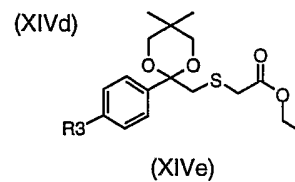
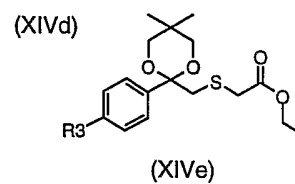
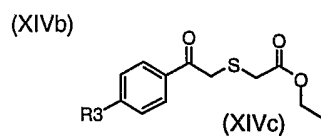
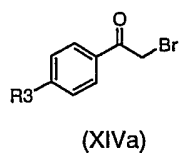
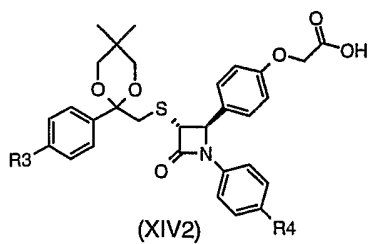


A compound of formula (III2) may also be reacted with a compound of formula (XIV2).

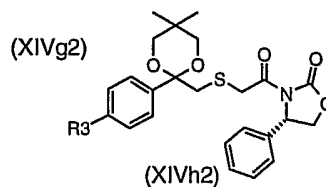
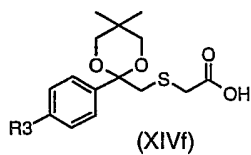
5

Compounds of formula (XIV2) may be prepared according to the following route:

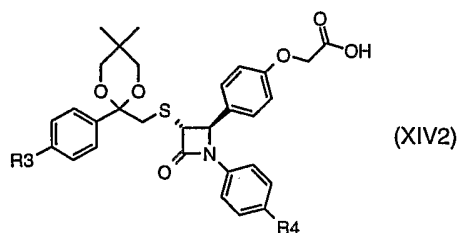
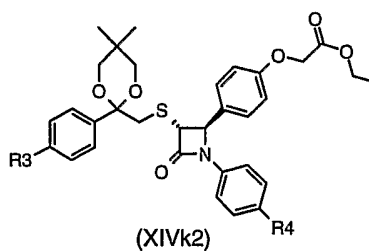
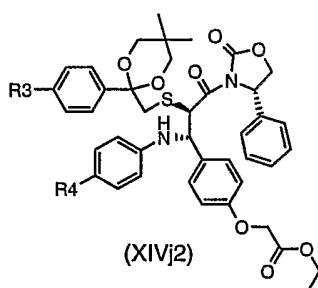
- 23 -



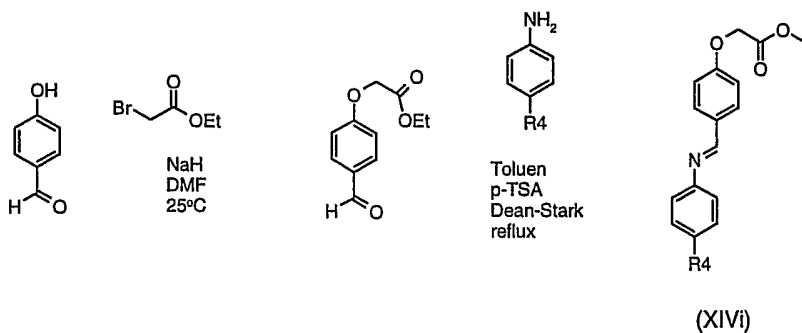
(XIVi)



(XIVh2)



Compounds of formula XIVi may be prepared by the following route:



For XIV and XIV2 both, the following applies:

Process 2) and *Process 3)*: Acids and amines may be coupled together in the presence of a suitable coupling reagent. Standard peptide coupling reagents known in the art can be employed as suitable coupling reagents, for example carbonyldiimidazole and dicyclohexyl-carbodiimide, optionally in the presence of a catalyst such as dimethylaminopyridine or 4-pyrrolidinopyridine, optionally in the presence of a base for example triethylamine, pyridine, or 2,6-di-*alkyl*-pyridines such as 2,6-lutidine or 2,6-di-*tert*-butylpyridine. Suitable solvents include dimethylacetamide, dichloromethane, benzene, tetrahydrofuran and dimethylformamide. The coupling reaction may conveniently be performed at a temperature in the range of -40 to 40°C.

Suitable activated acid derivatives include acid halides, for example acid chlorides, and active esters, for example pentafluorophenyl esters. The reaction of these types of compounds with amines is well known in the art, for example they may be reacted in the presence of a base, such as those described above, and in a suitable solvent, such as those described above. The reaction may conveniently be performed at a temperature in the range of -40 to 40°C.

Acids of formula (IV) and (VI) may be prepared from compounds of formula (II) by reacting them with the appropriate, optionally protected, side chain using the conditions of *Process 1)*. Alternatively, acids of formula (IV) and (VI) may be prepared by a modification of *Scheme 1*.

Amines of formula (V) and (VII) are commercially available compounds, or they are known in the literature, or they are prepared by standard processes known in the art.

Process 4): Reduction of compounds of formula (VIII) could be performed with a hydride reagent such as sodium borohydride in a solvent such as methanol at temperatures suitable between -20-40°C.

Compounds of formula (VIII) can be prepared from compounds of formula (III), by deprotecting the benzyl group and performing *Process 1*. Alternatively compound (IIIk) could be debenzylated, *Process 1* could be performed and the resulting compound deprotected to reveal the ketone.

Process 5) and *Process 6)*: these compounds may be reacted together in the presence of a base for example an inorganic base such as sodium carbonate, or an organic base such as

Hunigs base, in the presence of a suitable solvent such as acetonitrile, dichloromethane or tetrahydrofuran at a temperature in the range of 0°C to reflux, preferably at or near reflux.

Compounds of formula (IX) and (XI) may be prepared by an appropriate modification of *Scheme 1*.

5 Compounds of formula (X) and (XII) are commercially available compounds, or they are known in the literature, or they are prepared by standard processes known in the art.

Process 7): Esters of formula (XIII) may be deprotected under standard conditions such as those described below, for example a methyl or ethyl ester may be deprotected with sodium hydroxide in methanol at room temperature.

10 Compounds of formula (XIII) may be prepared by a modification of any of the processes described herein for the preparation of compounds of formula (I).

It will be appreciated that certain of the various ring substituents in the compounds of the present invention may be introduced by standard aromatic substitution reactions or generated by conventional functional group modifications either prior to or immediately
15 following the processes mentioned above, and as such are included in the process aspect of the invention. Such reactions and modifications include, for example, introduction of a substituent by means of an aromatic substitution reaction, reduction of substituents, alkylation of substituents and oxidation of substituents. The reagents and reaction conditions for such procedures are well known in the chemical art. Particular examples of aromatic substitution
20 reactions include the introduction of a nitro group using concentrated nitric acid, the introduction of an acyl group using, for example, an acyl halide and Lewis acid (such as aluminium trichloride) under Friedel Crafts conditions; the introduction of an alkyl group using an alkyl halide and Lewis acid (such as aluminium trichloride) under Friedel Crafts conditions; and the introduction of a halogeno group. Particular examples of modifications
25 include the reduction of a nitro group to an amino group by for example, catalytic hydrogenation with a nickel catalyst or treatment with iron in the presence of hydrochloric acid with heating; oxidation of alkylthio to alkylsulphinyl or alkylsulphonyl.

It will also be appreciated that in some of the reactions mentioned herein it may be necessary/desirable to protect any sensitive groups in the compounds. The instances where
30 protection is necessary or desirable and suitable methods for protection are known to those skilled in the art. Conventional protecting groups may be used in accordance with standard practice (for illustration see T.W. Green, *Protective Groups in Organic Synthesis*, John Wiley

and Sons, 1999). Thus, if reactants include groups such as amino, carboxy or hydroxy it may be desirable to protect the group in some of the reactions mentioned herein.

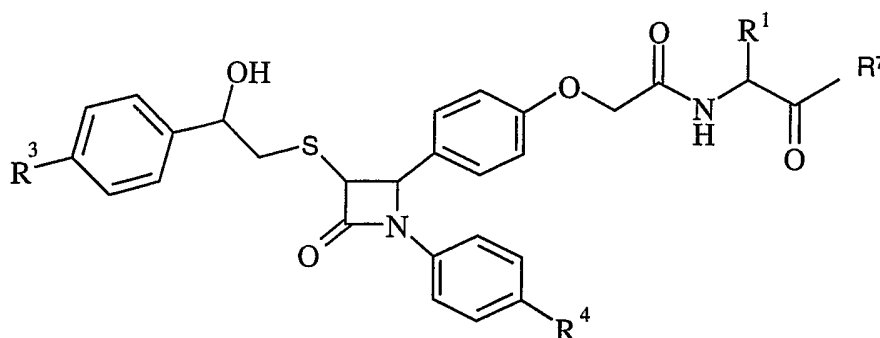
A suitable protecting group for an amino or alkylamino group is, for example, an acyl group, for example an alkanoyl group such as acetyl, an alkoxycarbonyl group, for example a methoxycarbonyl, ethoxycarbonyl or *t*-butoxycarbonyl group, an arylmethoxycarbonyl group, for example benzyloxycarbonyl, or an aroyl group, for example benzoyl. The deprotection conditions for the above protecting groups necessarily vary with the choice of protecting group. Thus, for example, an acyl group such as an alkanoyl or alkoxycarbonyl group or an aroyl group may be removed for example, by hydrolysis with a suitable base such as an alkali metal hydroxide, for example lithium or sodium hydroxide. Alternatively an acyl group such as a *t*-butoxycarbonyl group may be removed, for example, by treatment with a suitable acid as hydrochloric, sulphuric or phosphoric acid or trifluoroacetic acid and an arylmethoxycarbonyl group such as a benzyloxycarbonyl group may be removed, for example, by hydrogenation over a catalyst such as palladium-on-carbon, or by treatment with a Lewis acid for example boron tris(trifluoroacetate). A suitable alternative protecting group for a primary amino group is, for example, a phthaloyl group which may be removed by treatment with an alkylamine, for example dimethylaminopropylamine, or with hydrazine.

A suitable protecting group for a hydroxy group is, for example, an acyl group, for example an alkanoyl group such as acetyl, an aroyl group, for example benzoyl, or an arylmethyl group, for example benzyl. The deprotection conditions for the above protecting groups will necessarily vary with the choice of protecting group. Thus, for example, an acyl group such as an alkanoyl or an aroyl group may be removed, for example, by hydrolysis with a suitable base such as an alkali metal hydroxide, for example lithium or sodium hydroxide. Alternatively an arylmethyl group such as a benzyl group may be removed, for example, by hydrogenation over a catalyst such as palladium-on-carbon.

A suitable protecting group for a carboxy group is, for example, an esterifying group, for example a methyl or an ethyl group which may be removed, for example, by hydrolysis with a base such as sodium hydroxide, or for example a *t*-butyl group which may be removed, for example, by treatment with an acid, for example an organic acid such as trifluoroacetic acid, or for example a benzyl group which may be removed, for example, by hydrogenation over a catalyst such as palladium-on-carbon.

The protecting groups may be removed at any convenient stage in the synthesis using conventional techniques well known in the chemical art.

The invention further provides for a compound of the formula (XV) or hydrolysable esters or amides thereof:



5

(XV)

wherein R^7 is an hydroxy group or a C_{1-3} alkoxy group. R^1 , R^3 and R^4 are as defined above regarding formula (I). A compound of formula (XV) may be an intermediate to formula (I).

10

As stated hereinbefore the compounds defined in the present invention possess cholesterol absorption inhibitory activity. These properties may be assessed, using the following biological tests.

15 In vivo testing of cholesterol absorption inhibitors (A)

C57BL/6 female mice were maintained on regular chow diet and housed in individual cages to collect faeces. Mice were fasted for 3 hours and then gavaged with vehicle or compound. Half an hour later the mice were gavaged with radiolabelled cholesterol. Six hours after the ^{14}C -cholesterol gavage blood samples were taken via the tail and plasma prepared to determine how much cholesterol were absorbed. 24 hours after the gavage of ^{14}C -cholesterol the mice were bled and plasma were prepared for analysis. Faeces were collected for 24 hours to assess absorption efficiency.

In vivo testing of cholesterol absorption inhibitors (B).

C57BL/6 female mice were maintained on regular chow diet and housed in individual cages to collect faeces. Mice were fasted for 3 hours and then gavaged with vehicle or compound. One to ten hours later the mice were gavaged with radiolabelled cholesterol. Six hours after the ^{14}C -cholesterol gavage blood sample was taken via the tail and plasma prepared to determine how much cholesterol was absorbed. 24 hours after the gavage of ^{14}C -

25

cholesterol the mice were bled and plasma analysed for radioactivity. Faeces were also collected for 24 hours to assess absorption efficiency.

References

1. E. A. Kirk, G. L. Moe, M. T. Caldwell, J. Å. Lernmark, D. L. Wilson, R. C. LeBoeuf.
- 5 Hyper- and hypo-responsiveness to dietary fat and cholesterol among inbred mice: searching for level and variability genes. J. Lipid Res. 1995 36:1522-1532.
2. C. P. Carter, P. N. Howles, D. Y. Hui. Genetic variation in cholesterol absorption efficiency among inbred strains of mice. J. Nutr. 1997 127:1344-1348.
3. C. D. Jolley, J. M. Dietschy, S. D. Turley. Genetic differences in cholesterol absorption in
10 129/Sv and C57BL/6 mice: effect on cholesterol responsiveness. Am. J. Physiol. 1999
276:G1117-G1124.

Administration of 5 µmol/kg of Example 96 gave 87% inhibition of ¹⁴C-cholesterol absorption (procedure A). Administration of 5 µmol/kg of Example 94 gave 89% inhibition of ¹⁴C-cholesterol absorption (procedure A).

15

Administration of 0.2 µmol/kg of Example 91 gave 58% inhibition of ¹⁴C-cholesterol absorption (procedure A). Administration of 0.2 µmol/kg of Example 85 gave 47% inhibition of ¹⁴C-cholesterol absorption (procedure A).

- 20 According to a further aspect of the invention there is provided a pharmaceutical composition which comprises a compound of formula (I), or a pharmaceutically acceptable salt, solvate, solvate of such a salt or a prodrug thereof, as defined hereinbefore in association with a pharmaceutically-acceptable diluent or carrier.

- The composition may be in a form suitable for oral administration, for example as a
25 tablet or capsule, for parenteral injection (including intravenous, subcutaneous, intramuscular, intravascular or infusion) as a sterile solution, suspension or emulsion, for topical administration as an ointment or cream or for rectal administration as a suppository.

In general the above compositions may be prepared in a conventional manner using conventional excipients.

- 30 The compound of formula (I), or a pharmaceutically acceptable salt, solvate, solvate of such a salt or a prodrug thereof, will normally be administered to a warm-blooded animal at a unit dose within the range of approximately 0.02-100 mg/kg, preferably 0.02 –50 mg/kg, and this normally provides a therapeutically-effective dose. A unit dose form such as a tablet

or capsule will usually contain, for example 1-250 mg of active ingredient. Preferably a daily dose in the range of 1-50 mg/kg, particularly 0.1-10 mg/kg is employed. In another aspect a daily dose in the range of 0.01-20 mg/kg is employed. In one aspect of the invention the daily dose of a compound of formula (I) is less than or equal to 100mg. However the daily dose
5 will necessarily be varied depending upon the host treated, the particular route of administration, and the severity of the illness being treated. Accordingly the optimum dosage may be determined by the practitioner who is treating any particular patient.

According to a further aspect of the present invention there is provided a compound of the formula (I), or a pharmaceutically acceptable salt, solvate, solvate of such a salt or a
10 prodrug thereof, as defined hereinbefore for use in a method of prophylactic or therapeutic treatment of a warm-blooded animal, such as man.

We have found that the compounds defined in the present invention, or a pharmaceutically acceptable salt, solvate, solvate of such a salt or a prodrug thereof, are effective cholesterol absorption inhibitors, and accordingly have value in the treatment of
15 disease states associated with hyperlipidaemic conditions.

Thus according to this aspect of the invention there is provided a compound of the formula (I), or a pharmaceutically acceptable salt, solvate, solvate of such a salt or a prodrug thereof, as defined hereinbefore for use as a medicament.

According to another feature of the invention there is provided the use of a compound
20 of the formula (I), or a pharmaceutically acceptable salt, solvate, solvate of such a salt or a prodrug thereof, as defined hereinbefore in the manufacture of a medicament for use in the production of a cholesterol absorption inhibitory effect in a warm-blooded animal, such as man.

According to another feature of the invention there is provided the use of a compound
25 of the formula (I), or a pharmaceutically acceptable salt, solvate, solvate of such a salt or a prodrug thereof, as defined hereinbefore in the production of a cholesterol absorption inhibitory effect in a warm-blooded animal, such as man.

Herein, where the production of a cholesterol absorption inhibitory effect or a cholesterol lowering effect is stated, suitably this relates to the treatment of hyperlipidaemic
30 conditions in a warm-blooded animal, such as man. Additionally it relates to the treatment of dyslipidemic conditions and disorders such as hyperlipidaemia, hypertriglyceridemia, hyperbetalipoproteinemia (high LDL), hyperprebetalipoproteinemia (high VLDL), hyperchylomicronemia, hypolipoproteinemia, hypercholesterolemia, hyperlipoproteinemia

and hypoalphalipoproteinemia (low HDL) in a warm-blooded animal, such as man.

Furthermore it relates to the treatment of different clinical conditions such as atherosclerosis, arteriosclerosis, arrhythmia, hyper-thrombotic conditions, vascular dysfunction, endothelial dysfunction, heart failure, coronary heart diseases, cardiovascular diseases, myocardial

5 infarction, angina pectoris, peripheral vascular diseases, inflammation of cardiovascular tissues such as heart, valves, vasculature, arteries and veins, aneurisms, stenosis, restenosis, vascular plaques, vascular fatty streaks, leukocytes, monocytes and/or macrophage infiltration, intimal thickening, medial thinning, infectious and surgical trauma and vascular thrombosis, stroke and transient ischaemic attacks in a warm-blooded animal, such as man. It
10 also relates to the treatment of atherosclerosis, coronary heart diseases, myocardial infarction, angina pectoris, peripheral vascular diseases, stroke and transient ischaemic attacks in a warm-blooded animal, such as man.

The production of a cholesterol absorption inhibitory effect or a cholesterol lowering effect also relates to a method of treating and/or preventing atherosclerotic lesions, a method
15 of preventing plaque rupture and a method of promoting lesion regression. Furthermore it relates to a method of inhibiting monocytes-macrophage accumulation in atherosclerotic lesions, a method of inhibiting expression of matrix metalloproteinases in atherosclerotic lesions, a method of inhibiting the destabilization of atherosclerotic lesions, a method for preventing atherosclerotic plaque rupture and a method of treating unstable angina.

20 The production of a cholesterol absorption inhibitory effect or a cholesterol lowering effect also relates to a method of treating sitosterolemia.

Compounds of formula (I), or a pharmaceutically acceptable salt, solvate, solvate of such a salt or a prodrug thereof may also have value in the treatment or prevention of Alzheimer's Disease (see for example WO 02/096415). Therefore in a further aspect of the
25 invention, there is provided a compound of formula (I), or a pharmaceutically acceptable salt, solvate, solvate of such a salt or a prodrug thereof, for use in the treatment or prevention of Alzheimer's Disease.

Compounds of formula (I), or a pharmaceutically acceptable salt, solvate, solvate of such a salt or a prodrug thereof may also have value in the treatment or prevention of cholesterol
30 associated tumors. Therefore in a further aspect of the invention, there is provided a compound of formula (I), or a pharmaceutically acceptable salt, solvate, solvate of such a salt or a prodrug thereof, for use in the treatment or prevention of cholesterol associated tumors.

Compounds of formula (I), or a pharmaceutically acceptable salt, solvate, solvate of such a salt or a prodrug thereof may also have value in the treatment or prevention of vascular inflammation (see for example WO 03/026644). Therefore in a further aspect of the invention, there is provided a compound of formula (I), or a pharmaceutically acceptable salt, solvate, solvate of such a salt or a prodrug thereof, for use in the treatment or prevention of vascular inflammation.

According to a further feature of this aspect of the invention there is provided a method for producing a cholesterol absorption inhibitory effect in a warm-blooded animal, such as man, in need of such treatment which comprises administering to said animal an effective amount of a compound of formula (I), or a pharmaceutically acceptable salt, solvate, solvate of such a salt or a prodrug thereof.

The cholesterol absorption inhibitory activity defined hereinbefore may be applied as a sole therapy or may involve, in addition to a compound of the invention, one or more other substances and/or treatments. Such conjoint treatment may be achieved by way of the simultaneous, sequential or separate administration of the individual components of the treatment. According to this aspect of the invention there is provided a pharmaceutical product comprising a compound of the formula (I), or a pharmaceutically acceptable salt, solvate, solvate of such a salt or a prodrug thereof, as defined hereinbefore and an additional cholesterol absorption inhibitory substance as defined hereinbefore and an additional hypolipidaemic agent for the conjoint treatment of hyperlipidaemia.

In another aspect of the invention, the compound of formula (I), or a pharmaceutically acceptable salt, solvate, solvate of such a salt or a prodrug thereof, may be administered in association with cholesterol biosynthesis inhibitors, or pharmaceutically acceptable salts, solvates, solvates of such salts or prodrugs thereof. Suitable cholesterol biosynthesis inhibitors include HMG Co-A reductase inhibitors, squalene synthesis inhibitors and squalene epoxidase inhibitors. A suitable squalene synthesis inhibitor is squalestatin 1 and a suitable squalene epoxidase inhibitor is NB-598.

In this aspect of the invention, the compound of formula (I), or a pharmaceutically acceptable salt, solvate, solvate of such a salt or a prodrug thereof, may be administered in association with an HMG Co-A reductase inhibitor, or pharmaceutically acceptable salts, solvates, solvates of such salts or prodrugs thereof. Suitable HMG Co-A reductase inhibitors, pharmaceutically acceptable salts, solvates, solvates of such salts or prodrugs thereof are statins well known in the art. Particular statins are fluvastatin, lovastatin, pravastatin,

simvastatin, atorvastatin, cerivastatin, bervastatin, dalvastatin, mevastatin and rosuvastatin, or a pharmaceutically acceptable salt, solvate, solvate of such a salt or a prodrug thereof. A further particular statin is pitavastatin, or a pharmaceutically acceptable salt, solvate, solvate of such a salt or a prodrug thereof. A particular statin is atorvastatin, or a pharmaceutically acceptable salt, solvate, solvate of such a salt or a prodrug thereof. A more particular statin is atorvastatin calcium salt. A further particular statin is rosuvastatin, or a pharmaceutically acceptable salt, solvate, solvate of such a salt or a prodrug thereof. A preferable particular statin is rosuvastatin calcium salt.

Therefore in an additional feature of the invention, there is provided a combination of a compound of formula (I), or a pharmaceutically acceptable salt, solvate, solvate of such a salt or a prodrug thereof and an HMG Co-A reductase inhibitor, or a pharmaceutically acceptable salt, solvate, solvate of such a salt or a prodrug thereof.

Therefore in an additional feature of the invention, there is provided a method for producing a cholesterol lowering effect in a warm-blooded animal, such as man, in need of such treatment which comprises administering to said animal an effective amount of a compound of formula (I), or a pharmaceutically acceptable salt, solvate, solvate of such a salt or a prodrug thereof in simultaneous, sequential or separate administration with an effective amount of an HMG Co-A reductase inhibitor, or a pharmaceutically acceptable salt, solvate, solvate of such a salt or a prodrug thereof.

According to a further aspect of the invention there is provided a pharmaceutical composition which comprises a compound of formula (I), or a pharmaceutically acceptable salt, solvate, solvate of such a salt or a prodrug thereof, and an HMG Co-A reductase inhibitor, or a pharmaceutically acceptable salt, solvate, solvate of such a salt or a prodrug thereof, in association with a pharmaceutically acceptable diluent or carrier.

According to a further aspect of the present invention there is provided a kit comprising a compound of formula (I), or a pharmaceutically acceptable salt, solvate, solvate of such a salt or a prodrug thereof, and an HMG Co-A reductase inhibitor, or a pharmaceutically acceptable salt, solvate, solvate of such a salt or a prodrug thereof.

According to a further aspect of the present invention there is provided a kit comprising:

- a) a compound of formula (I), or a pharmaceutically acceptable salt, solvate, solvate of such a salt or a prodrug thereof, in a first unit dosage form;

b) an HMG Co-A reductase inhibitor, or a pharmaceutically acceptable salt, solvate, solvate of such a salt or a prodrug thereof; in a second unit dosage form; and

c) container means for containing said first and second dosage forms.

According to a further aspect of the present invention there is provided a kit

5 comprising:

a) a compound of formula (I), or a pharmaceutically acceptable salt, solvate, solvate of such a salt or a prodrug thereof, together with a pharmaceutically acceptable diluent or carrier, in a first unit dosage form;

b) an HMG Co-A reductase inhibitor, or a pharmaceutically acceptable salt, solvate, solvate
10 of such a salt or a prodrug thereof, in a second unit dosage form; and

c) container means for containing said first and second dosage forms.

According to another feature of the invention there is provided the use of a compound of the formula (I), or a pharmaceutically acceptable salt, solvate, solvate of such a salt or a prodrug thereof, and an HMG Co-A reductase inhibitor, or a pharmaceutically acceptable salt,
15 solvate, solvate of such a salt or a prodrug thereof, in the manufacture of a medicament for use in the production of a cholesterol lowering effect.

According to a further aspect of the present invention there is provided a combination treatment comprising the administration of an effective amount of a compound of the formula (I), or a pharmaceutically acceptable salt, solvate, solvate of such a salt or a prodrug thereof,
20 optionally together with a pharmaceutically acceptable diluent or carrier, with the simultaneous, sequential or separate administration of an effective amount of an HMG Co-A reductase inhibitor, or a pharmaceutically acceptable salt, solvate, solvate of such a salt or a prodrug thereof, optionally together with a pharmaceutically acceptable diluent or carrier to a warm-blooded animal, such as man in need of such therapeutic treatment.

25 According to an additional further aspect of the present invention there is provided a combination treatment comprising the administration of an effective amount of a compound of the formula (I), or a pharmaceutically acceptable salt, solvate, solvate of such a salt or a prodrug thereof, optionally together with a pharmaceutically acceptable diluent or carrier, with the simultaneous, sequential or separate administration of a matrix metalloproteinase
30 inhibitor.

According to an additional further aspect of the present invention there is provided a combination treatment comprising the administration of an effective amount of a compound of the formula (I), or a pharmaceutically acceptable salt, solvate, solvate of such a salt or a

prodrug thereof, optionally together with a pharmaceutically acceptable diluent or carrier, with the simultaneous, sequential or separate administration of a Apo A-1 Mimetic Peptide.

In another aspect of the invention, the compound of formula (I), or a pharmaceutically acceptable salt, solvate, solvate of such a salt or a prodrug thereof, may be administered in association with an ileal bile acid (IBAT) inhibitor or a pharmaceutically acceptable salt, solvate, solvate of such a salt or a prodrug thereof. Suitable compounds possessing IBAT inhibitory activity for use in combination with compounds of the present invention have been described, see for instance the compounds described in WO 93/16055, WO 94/18183, WO 94/18184, WO 94/24087, WO 96/05188, WO 96/08484, WO 96/16051, WO 97/33882, WO 98/07749, WO 98/38182, WO 98/40375, WO 98/56757, WO 99/32478, WO 99/35135, WO 99/64409, WO 99/64410, WO 00/01687, WO 00/20392, WO 00/20393, WO 00/20410, WO 00/20437, WO 00/35889, WO 01/34570, WO 00/38725, WO 00/38726, WO 00/38727, WO 00/38728, WO 00/38729, WO 00/47568, WO 00/61568, WO 01/66533, WO 01/68096, WO 01/68637, WO 02/08211, DE 19825804, JP 10072371, US 5070103, EP 251 315, EP 417 725, EP 489 423, EP 549 967, EP 573 848, EP 624 593, EP 624 594, EP 624 595, EP 864 582, EP 869 121 and EP 1 070 703 and the contents of these patent applications are incorporated herein by reference. Particularly the named examples of these patent applications are incorporated herein by reference. More particularly claim 1 of these patent application are incorporated herein by reference.

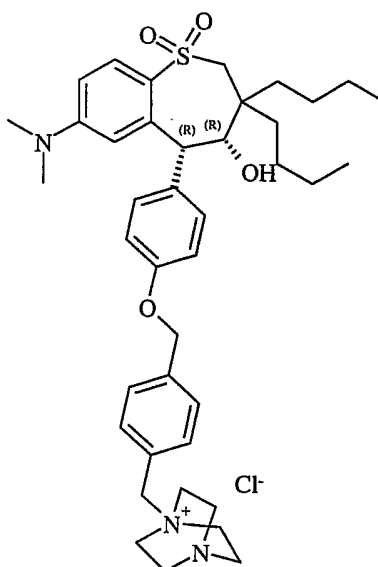
Other suitable classes of IBAT inhibitors for use in combination with compounds of the present invention are the 1,2-benzothiazepines, 1,4-benzothiazepines and 1,5-benzothiazepines. A further suitable class of IBAT inhibitors is the 1,2,5-benzothiadiazepines.

One particular suitable compound possessing IBAT inhibitory activity for use in combination with compounds of the present invention is (3*R*,5*R*)-3-butyl-3-ethyl-1,1-dioxido-5-phenyl-2,3,4,5-tetrahydro-1,4-benzothiazepin-8-yl β -D-glucopyranosiduronic acid (EP 864 582).

A further suitable compound possessing IBAT inhibitory activity for use in combination with compounds of the present invention is S-8921 (EP 597 107).

A further suitable IBAT inhibitor for use in combination with compounds of the present invention is the compound:

- 35 -



WO 99/32478

A particular IBAT inhibitor for use in combination with compounds of the present invention is selected from any one of Examples 1-120 of WO 02/50051, or a pharmaceutically acceptable salt, solvate, solvate of such a salt or a prodrug thereof, and the compounds of Examples 1-120 are incorporated herein by reference. Claims 1-15 of WO 02/50051 are also incorporated herein by reference. A particular IBAT inhibitor selected from WO 02/50051 for use in combination with compounds of the present invention is selected from any one of:

- 1,1-dioxo-3,3-dibutyl-5-phenyl-7-methylthio-8-(*N*-{(R)-1'-phenyl-1'-[*N'*-(carboxymethyl)carbamoyl]methyl}carbamoylmethoxy)-2,3,4,5-tetrahydro-1,5-benzothiazepine;
- 1,1-dioxo-3,3-dibutyl-5-phenyl-7-methylthio-8-(*N*-{(R)- α -[*N'*-(carboxymethyl)carbamoyl]-4-hydroxybenzyl}carbamoylmethoxy)-2,3,4,5-tetrahydro-1,5-benzothiazepine;
- 1,1-dioxo-3,3-dibutyl-5-phenyl-7-methylthio-8-(*N*-{(R)-1'-phenyl-1'-[*N'*-(2-sulphoethyl)carbamoyl]methyl}carbamoylmethoxy)-2,3,4,5-tetrahydro-1,5-benzothiazepine;
- 1,1-dioxo-3-butyl-3-ethyl-5-phenyl-7-methylthio-8-(*N*-{(R)-1'-phenyl-1'-[*N'*-(2-sulphoethyl)carbamoyl]methyl}carbamoylmethoxy)-2,3,4,5-tetrahydro-1,5-benzothiazepine;
- 1,1-dioxo-3,3-dibutyl-5-phenyl-7-methylthio-8-(*N*-{(R)- α -[*N'*-(2-sulphoethyl)carbamoyl]-4-hydroxybenzyl}carbamoylmethoxy)-2,3,4,5-tetrahydro-1,5-benzothiazepine;
- 1,1-dioxo-3-butyl-3-ethyl-5-phenyl-7-methylthio-8-(*N*-{(R)- α -[*N'*-(2-sulphoethyl)carbamoyl]-4-hydroxybenzyl}carbamoylmethoxy)-2,3,4,5-tetrahydro-1,5-benzothiazepine;
- 1,1-dioxo-3-butyl-3-ethyl-5-phenyl-7-methylthio-8-(*N*-{(R)- α -[*N'*-(2-carboxyethyl)carbamoyl]benzyl}carbamoylmethoxy)-2,3,4,5-tetrahydro-1,5-benzothiazepine;

- 1,1-dioxo-3,3-dibutyl-5-phenyl-7-methylthio-8-(*N*-{(R)- α -[*N'*-(2-carboxyethyl)carbamoyl]-4-hydroxybenzyl}carbamoylmethoxy)-2,3,4,5-tetrahydro-1,5-benzothiazepine;
- 1,1-dioxo-3-butyl-3-ethyl-5-phenyl-7-methylthio-8-(*N*-{(R)- α -[*N'*-(5-carboxypentyl)carbamoyl]benzyl}carbamoylmethoxy)-2,3,4,5-tetrahydro-1,5-benzothiazepine;
- 5 1,1-dioxo-3,3-dibutyl-5-phenyl-7-methylthio-8-(*N*-{(R)- α -[*N'*-(2-carboxyethyl)carbamoyl]benzyl}carbamoylmethoxy)-2,3,4,5-tetrahydro-1,5-benzothiazepine;
- 1,1-dioxo-3,3-dibutyl-5-phenyl-7-methylthio-8-(*N*-{ α -[*N'*-(2-sulphoethyl)carbamoyl]-2-fluorobenzyl}carbamoylmethoxy)-2,3,4,5-tetrahydro-1,5-benzothiazepine;
- 1,1-dioxo-3-butyl-3-ethyl-5-phenyl-7-methylthio-8-(*N*-{(R)- α -[*N'*-(R)-(2-hydroxy-1-
- 10 carboxyethyl)carbamoyl]benzyl}carbamoylmethoxy)-2,3,4,5-tetrahydro-1,5-benzothiazepine;
- 1,1-dioxo-3,3-dibutyl-5-phenyl-7-methylthio-8-(*N*-{(R)- α -[*N'*-(R)-(2-hydroxy-1-carboxyethyl)carbamoyl]benzyl}carbamoylmethoxy)-2,3,4,5-tetrahydro-1,5-benzothiazepine;
- 1,1-dioxo-3,3-dibutyl-5-phenyl-7-methylthio-8-{*N*-[(R)- α -(*N'*-{(R)-1-[*N''*-(R)-(2-hydroxy-1-carboxyethyl)carbamoyl]-2-hydroxyethyl}carbamoyl)benzyl]carbamoylmethoxy}-2,3,4,5-
- 15 tetrahydro-1,5-benzothiazepine;
- 1,1-dioxo-3-butyl-3-ethyl-5-phenyl-7-methylthio-8-(*N*-{ α -[*N'*-(carboxymethyl)carbamoyl]benzyl}carbamoylmethoxy)-2,3,4,5-tetrahydro-1,5-benzothiazepine;
- 1,1-dioxo-3-butyl-3-ethyl-5-phenyl-7-methylthio-8-(*N*-{ α -[*N'*-((ethoxy)(methyl)phosphorylmethyl)carbamoyl]benzyl}carbamoylmethoxy)-2,3,4,5-tetrahydro-1,5-benzothiazepine;
- 20 1,1-dioxo-3-butyl-3-ethyl-5-phenyl-7-methylthio-8-{*N*-[(R)- α -(*N'*-{2-[(hydroxy)(methyl)phosphoryl]ethyl}carbamoyl)benzyl]carbamoylmethoxy}-2,3,4,5-tetrahydro-1,5-benzothiazepine;
- 1,1-dioxo-3,3-dibutyl-5-phenyl-7-methylthio-8-(*N*-{(R)- α -[*N'*-(2-methylthio-1-carboxyethyl)carbamoyl]benzyl}carbamoylmethoxy)-2,3,4,5-tetrahydro-1,5-benzothiazepine;
- 25 1,1-dioxo-3,3-dibutyl-5-phenyl-7-methylthio-8-{*N*-[(R)- α -(*N'*-{2-[(methyl)(ethyl)phosphoryl]ethyl}carbamoyl)-4-hydroxybenzyl]carbamoylmethoxy}-2,3,4,5-tetrahydro-1,5-benzothiazepine;
- 1,1-dioxo-3,3-dibutyl-5-phenyl-7-methylthio-8-{*N*-[(R)- α -(*N'*-{2-[(methyl)(hydroxy)phosphoryl]ethyl}carbamoyl)-4-hydroxybenzyl]carbamoylmethoxy}-2,3,4,5-tetrahydro-1,5-
- 30 benzothiazepine;

1,1-dioxo-3,3-dibutyl-5-phenyl-7-methylthio-8-(*N*-{(R)- α -[(R)-*N'*-(2-methylsulphinyl)-1-carboxyethyl]carbamoyl}benzyl}carbamoylmethoxy)-2,3,4,5-tetrahydro-1,5-benzothiazepine;
and

1,1-dioxo-3,3-dibutyl-5-phenyl-7-methoxy-8-[*N*-{(R)- α -[*N'*-(2-sulphoethyl)carbamoyl]-4-hydroxybenzyl}carbamoylmethoxy]-2,3,4,5-tetrahydro-1,5-benzothiazepine;
or a pharmaceutically acceptable salt, solvate, solvate of such a salt or a prodrug thereof.

A particular IBAT inhibitor for use in combination with compounds of the present invention is selected from any one of Examples 1-44 of WO 03/020710, or a pharmaceutically acceptable salt, solvate, solvate of such a salt or a prodrug thereof, and the compounds of

10 Examples 1-44 are incorporated herein by reference. Claims 1-10 of WO 03/020710 are also incorporated herein by reference. A particular IBAT inhibitor selected from WO 03/020710 for use in combination with compounds of the present invention is selected from any one of:

1,1-dioxo-3,3-dibutyl-5-phenyl-7-methylthio-8-(*N*-{(R)- α -[*N'*-(2-(S)-3-(R)-4-(R)-5-(R)-2,3,4,5,6-pentahydroxyhexyl)carbamoyl}benzyl}carbamoylmethoxy)-2,3,4,5-tetrahydro-1,5-
15 benzothiazepine;

1,1-dioxo-3-butyl-3-ethyl-5-phenyl-7-methylthio-8-(*N*-{(R)- α -[*N'*-(2-(S)-3-(R)-4-(R)-5-(R)-2,3,4,5,6-pentahydroxyhexyl)carbamoyl}benzyl}carbamoylmethoxy)-2,3,4,5-tetrahydro-1,5-
benzothiazepine;

1,1-dioxo-3-butyl-3-ethyl-5-phenyl-7-methylthio-8-(*N*-{(R)- α -[*N'*-(2-(S)-1-carbamoyl-2-hydroxyethyl)carbamoyl}benzyl}carbamoylmethoxy)-2,3,4,5-tetrahydro-1,5-benzothiazepine;
20

1,1-dioxo-3-butyl-3-ethyl-5-phenyl-7-methylthio-8-(*N*-{(R)- α -[*N'*-(hydroxycarbamoylmethyl)carbamoyl}benzyl}carbamoylmethoxy)-2,3,4,5-tetrahydro-1,5-benzothiazepine;

1,1-dioxo-3-butyl-3-ethyl-5-phenyl-7-methylthio-8-[*N*-{(R)- α -[*N'*-(2-(*N'*-pyrimidin-2-ylureido)ethyl)carbamoyl}benzyl}carbamoylmethoxy]-2,3,4,5-tetrahydro-1,5-
25 benzothiazepine;

1,1-dioxo-3-butyl-3-ethyl-5-phenyl-7-methylthio-8-[*N*-{(R)- α -[*N'*-(2-(*N'*-pyridin-2-ylureido)ethyl)carbamoyl}benzyl}carbamoylmethoxy]-2,3,4,5-tetrahydro-1,5-
benzothiazepine;

1,1-dioxo-3-butyl-3-ethyl-5-phenyl-7-methylthio-8-(*N*-{(R)- α -[*N'*-(1-*t*-butoxycarbonylpiperidin-4-ylmethyl)carbamoyl}benzyl}carbamoylmethoxy)-2,3,4,5-
30 tetrahydro-1,5-benzothiazepine;

1,1-dioxo-3-butyl-3-ethyl-5-phenyl-7-methylthio-8-(*N*-{(R)- α -[*N*-(2,3-dihydroxypropyl)carbamoyl]benzyl}carbamoylmethoxy)-2,3,4,5-tetrahydro-1,5-benzothiazepine;

1,1-dioxo-3-butyl-3-ethyl-5-phenyl-7-methylthio-8-[*N*-((R)- α -{*N*-[2-(3,4-dihydroxyphenyl)-2-methoxyethyl]carbamoyl}benzyl)carbamoylmethoxy]-2,3,4,5-tetrahydro-1,5-benzothiazepine

1,1-dioxo-3-butyl-3-ethyl-5-phenyl-7-methylthio-8-(*N*-{(R)- α -[*N*-(2-aminoethyl)carbamoyl]benzyl}carbamoylmethoxy)-2,3,4,5-tetrahydro-1,5-benzothiazepine;

1,1-dioxo-3-butyl-3-ethyl-5-phenyl-7-methylthio-8-(*N*-{(R)- α -[*N*-(piperidin-4-ylmethyl)carbamoyl]benzyl}carbamoylmethoxy)-2,3,4,5-tetrahydro-1,5-benzothiazepine; or

1,1-dioxo-3-butyl-3-ethyl-5-phenyl-7-methylthio-8-(*N*-{(R)- α -[*N*-(2-*N,N*-dimethylaminosulphamoyl)ethyl]carbamoyl]benzyl}carbamoylmethoxy)-2,3,4,5-tetrahydro-1,5-benzothiazepine;

or a pharmaceutically acceptable salt, solvate, solvate of such a salt or a prodrug thereof.

15 A particular IBAT inhibitor for use in combination with compounds of the present invention is selected from any one of Examples 1-7 of WO 03/022825, or a pharmaceutically acceptable salt, solvate, solvate of such a salt or a prodrug thereof, and the compounds of Examples 1-7 are incorporated herein by reference. Claims 1-8 of WO 03/022825 are also incorporated herein by reference. A particular IBAT inhibitor selected from WO 03/022825

20 for use in combination with compounds of the present invention is selected from any one of:

1,1-dioxo-3(R)-3-butyl-3-ethyl-5-(R)-5-phenyl-8-[*N*-((R)- α -carboxybenzyl)carbamoylmethoxy]-2,3,4,5-tetrahydro-1,4-benzothiazepine;

1,1-dioxo-3(S)-3-butyl-3-ethyl-5-(S)-5-phenyl-8-[*N*-((R)- α -carboxybenzyl)carbamoylmethoxy]-2,3,4,5-tetrahydro-1,4-benzothiazepine;

25 1,1-dioxo-3(R)-3-butyl-3-ethyl-5-(R)-5-phenyl-8-(*N*-{(R)- α -[*N*-(carboxymethyl)carbamoyl]benzyl}carbamoylmethoxy)-2,3,4,5-tetrahydro-1,4-benzothiazepine;

1,1-dioxo-3(S)-3-butyl-3-ethyl-5-(S)-5-phenyl-8-(*N*-{(R)- α -[*N*-(carboxymethyl)carbamoyl]benzyl}carbamoylmethoxy)-2,3,4,5-tetrahydro-1,4-benzothiazepine;

3,5-*trans*-1,1-dioxo-3-ethyl-3-butyl-5-phenyl-7-bromo-8-(*N*-{(R)- α -[*N*-(carboxymethyl)carbamoyl]benzyl}carbamoylmethoxy)-2,3,4,5-tetrahydro-1,4-benzothiazepine;

30 (carboxymethyl)carbamoyl]benzyl}carbamoylmethoxy)-2,3,4,5-tetrahydro-1,4-benzothiazepine;

3,5-*trans*-1,1-dioxo-3-(S)-3-ethyl-3-butyl-4-hydroxy-5-(S)-5-phenyl-7-bromo-8-(*N*-{(R)- α -[*N*-(carboxymethyl)carbamoyl]benzyl}carbamoylmethoxy)-2,3,4,5-tetrahydro-1,4-benzothiazepine

3,5-*trans*-1,1-dioxo-3-(R)-3-ethyl-3-butyl-4-hydroxy-5-(R)-5-phenyl-7-bromo-8-(*N*-{(R)- α -[*N*-(carboxymethyl)carbamoyl]benzyl}carbamoylmethoxy)-2,3,4,5-tetrahydro-1,4-benzothiazepine;

3,5-*trans*-1,1-dioxo-3-ethyl-3-butyl-5-phenyl-7-methylthio-8-(*N*-{(R)- α -[*N*-(carboxymethyl)carbamoyl]benzyl}carbamoylmethoxy)-2,3,4,5-tetrahydro-1,4-benzothiazepine;

10 3,5-*trans*-1,1-dioxo-3-ethyl-3-butyl-5-phenyl-7-methylthio-8-(*N*-{(R)- α -[*N*-(2-sulphoethyl)carbamoyl]-4-hydroxybenzyl}carbamoylmethoxy)-2,3,4,5-tetrahydro-1,4-benzothiazepine ammonia salt;

1,1-dioxo-3-(S)-3-ethyl-3-butyl-5-(S)-5-phenyl-7-methylthio-8-(*N*-{(R)- α -[*N*-(carboxymethyl)carbamoyl]benzyl}carbamoylmethoxy)-2,3,4,5-tetrahydro-1,4-

15 benzothiazepine diethylamine salt; and

1,1-dioxo-3-(R)-3-ethyl-3-butyl-5-(R)-5-phenyl-7-methylthio-8-(*N*-{(R)- α -[*N*-(carboxymethyl)carbamoyl]benzyl}carbamoylmethoxy)-2,3,4,5-tetrahydro-1,4-benzothiazepine diethylamine salt;

or a pharmaceutically acceptable salt, solvate, solvate of such a salt or a prodrug thereof.

20 A particular IBAT inhibitor for use in combination with compounds of the present invention is selected from any one of Examples 1-4 of WO 03/022830, or a pharmaceutically acceptable salt, solvate, solvate of such a salt or a prodrug thereof, and the compounds of Examples 1-4 are incorporated herein by reference. Claims 1-8 of WO 03/022830 are also incorporated herein by reference. A particular IBAT inhibitor selected from WO 03/022830
25 for use in combination with compounds of the present invention is selected from any one of:

1,1-dioxo-3-butyl-3-ethyl-4-hydroxy-5-phenyl-7-(*N*-{(R)- α -[*N*-(carboxymethyl)carbamoyl]benzyl}carbamoylmethylthio)-2,3,4,5-tetrahydrobenzothiepine
1,1-dioxo-3-butyl-3-ethyl-4-hydroxy-5-phenyl-7-(*N*-{(R)- α -[*N*-(2-sulphoethyl)carbamoyl]-4-hydroxybenzyl}carbamoylmethylthio)-2,3,4,5-tetrahydrobenzothiepine ammonia salt

30 1,1-dioxo-3-butyl-3-ethyl-4-hydroxy-5-phenyl-7-{*N*-[α -(carboxy)-2-fluorobenzyl]carbamoylmethylthio}-2,3,4,5-tetrahydrobenzothiepine; and

1,1-dioxo-3-butyl-3-ethyl-4-hydroxy-5-phenyl-7-{*N*-[1-(carboxy)-1-(thien-2-yl)methyl]carbamoylmethylthio}-2,3,4,5-tetrahydrobenzothiepine

or a pharmaceutically acceptable salt, solvate, solvate of such a salt or a prodrug thereof.

A particular IBAT inhibitor for use in combination with compounds of the present invention is selected from any one of Examples 1-39 of WO 03/022286, or a pharmaceutically acceptable salt, solvate, solvate of such a salt or a prodrug thereof, and the compounds of

- 5 Examples 1-39 are incorporated herein by reference. Claims 1-10 of WO 03/022286 are also incorporated herein by reference. A particular IBAT inhibitor selected from WO 03/022286 for use in combination with compounds of the present invention is selected from any one of:
 - 1,1-dioxo-3,3-dibutyl-5-phenyl-7-methylthio-8-(*N*-{(R)- α -[*N*-((R)-1-carboxy-2-methylthio-ethyl)carbamoyl]-4-hydroxybenzyl}carbamoylmethoxy)-2,3,4,5-tetrahydro-1,2,5-
 - 10 benzothiadiazepine;
 - 1,1-dioxo-3,3-dibutyl-5-phenyl-7-methylthio-8-(*N*-{(R)- α -[*N*-((S)-1-carboxy-2-(R)-hydroxypropyl)carbamoyl]-4-hydroxybenzyl}carbamoylmethoxy)-2,3,4,5-tetrahydro-1,2,5-
 - benzothiadiazepine;
 - 1,1-dioxo-3,3-dibutyl-5-phenyl-7-methylthio-8-(*N*-{(R)- α -[*N*-((S)-1-carboxy-2-
 - 15 methylpropyl)carbamoyl]-4-hydroxybenzyl}carbamoylmethoxy)-2,3,4,5-tetrahydro-1,2,5-
 - benzothiadiazepine;
 - 1,1-dioxo-3,3-dibutyl-5-phenyl-7-methylthio-8-(*N*-{(R)- α -[*N*-((S)-1-carboxybutyl)carbamoyl]-4-hydroxybenzyl}carbamoylmethoxy)-2,3,4,5-tetrahydro-1,2,5-
 - benzothiadiazepine;
 - 20 1,1-dioxo-3,3-dibutyl-5-phenyl-7-methylthio-8-(*N*-{(R)- α -[*N*-((S)-1-carboxypropyl)carbamoyl]benzyl}carbamoylmethoxy)-2,3,4,5-tetrahydro-1,2,5-benzothiadiazepine;
 - 1,1-dioxo-3,3-dibutyl-5-phenyl-7-methylthio-8-(*N*-{(R)- α -[*N*-((S)-1-carboxyethyl)carbamoyl]benzyl}carbamoylmethoxy)-2,3,4,5-tetrahydro-1,2,5-benzothiadiazepine;
 - 1,1-dioxo-3,3-dibutyl-5-phenyl-7-methylthio-8-(*N*-{(R)- α -[*N*-((S)-1-carboxy-2-(R)-
 - 25 hydroxypropyl)carbamoyl]benzyl}carbamoylmethoxy)-2,3,4,5-tetrahydro-1,2,5-
 - benzothiadiazepine;
 - 1,1-dioxo-3,3-dibutyl-5-phenyl-7-methylthio-8-(*N*-{(R)- α -[*N*-(2-sulphoethyl)carbamoyl]-4-hydroxybenzyl}carbamoylmethoxy)-2,3,4,5-tetrahydro-1,2,5-benzothiadiazepine;
 - 1,1-dioxo-3,3-dibutyl-5-phenyl-7-methylthio-8-(*N*-{(R)- α -[*N*-((S)-1-
 - 30 carboxyethyl)carbamoyl]-4-hydroxybenzyl}carbamoylmethoxy)-2,3,4,5-tetrahydro-1,2,5-
 - benzothiadiazepine;

1,1-dioxo-3,3-dibutyl-5-phenyl-7-methylthio-8-(*N*-{(R)- α -[*N*-((R)-1-carboxy-2-methylthioethyl)carbamoyl]benzyl}carbamoylmethoxy)-2,3,4,5-tetrahydro-1,2,5-benzothiadiazepine;

1,1-dioxo-3,3-dibutyl-5-phenyl-7-methylthio-8-(*N*-{(R)- α -[*N*-{(S)-1-[*N*-((S)-2-hydroxy-1-carboxyethyl)carbamoyl]propyl}carbamoyl]benzyl}carbamoylmethoxy)-2,3,4,5-tetrahydro-1,2,5-benzothiadiazepine;

1,1-dioxo-3,3-dibutyl-5-phenyl-7-methylthio-8-(*N*-{(R)- α -[*N*-((S)-1-carboxy-2-methylpropyl)carbamoyl]benzyl}carbamoylmethoxy)-2,3,4,5-tetrahydro-1,2,5-benzothiadiazepine;

10 1,1-dioxo-3,3-dibutyl-5-phenyl-7-methylthio-8-(*N*-{(R)- α -[*N*-((S)-1-carboxypropyl)carbamoyl]-4-hydroxybenzyl}carbamoylmethoxy)-2,3,4,5-tetrahydro-1,2,5-benzothiadiazepine; and

1,1-dioxo-3,3-dibutyl-5-phenyl-7-methylthio-8-[*N*-((R)- α -carboxy-4-hydroxybenzyl)carbamoylmethoxy]-2,3,4,5-tetrahydro-1,2,5-benzothiadiazepine;

15 or a pharmaceutically acceptable salt, solvate, solvate of such a salt or a prodrug thereof.

A particular IBAT inhibitor for use in combination with compounds of the present invention is selected from any one of Examples 1-7 of WO 03/091232, or a pharmaceutically acceptable salt, solvate, solvate of such a salt or a prodrug thereof, and the compounds of Examples 1-7 are incorporated herein by reference. Claims 1-10 of WO 03/091232 are also
20 incorporated herein by reference. A particular IBAT inhibitor selected from WO 03/091232 for use in combination with compounds of the present invention is selected from any one of:

1,1-Dioxo-3,3-dibutyl-5-phenyl-7-methylthio-8-(*N*-{(R)- α -[*N*-(2-(S)-3-(R)-4-(R)-5-(R)-2,3,4,5,6-pentahydroxyhexyl)carbamoyl]benzyl}carbamoylmethoxy)-2,3,4,5-tetrahydro-1,2,5-benzothiadiazepine;

25 1,1-Dioxo-3,3-dibutyl-5-phenyl-7-methylthio-8-(*N*-{(R)- α -[*N*-(2-(S)-3-(R)-4-(R)-5-(R)-2,3,4,5,6-pentahydroxyhexyl)carbamoyl]-4-hydroxybenzyl}carbamoylmethoxy)-2,3,4,5-tetrahydro-1,2,5-benzothiadiazepine;

1,1-Dioxo-3,3-dibutyl-5-phenyl-7-methylthio-8-[*N*-((R/S)- α -[*N*-[1-(R)-2-(S)-1-hydroxy-1-(3,4-dihydroxyphenyl)prop-2-yl]carbamoyl]-4-hydroxybenzyl)carbamoylmethoxy]-2,3,4,5-
30 tetrahydro-1,2,5-benzothiadiazepine;

1,1-Dioxo-3,3-dibutyl-5-phenyl-7-methylthio-8-{*N*-[(R)- α -(*N*-{2-(S)-[*N*-(carbamoylmethyl)carbamoyl]pyrrolidin-1-ylcarbonylmethyl}carbamoyl]benzyl}carbamoylmethoxy}-2,3,4,5-tetrahydro-1,2,5-benzothiadiazepine;

1,1-Dioxo-3,3-dibutyl-5-phenyl-7-methylthio-8-[N-((R)- α -{N-[2-(3,4,5-trihydroxyphenyl)ethyl]carbamoyl}benzyl)carbamoylmethoxy]-2,3,4,5-tetrahydro-1,2,5-benzothiadiazepine; and

1,1-Dioxo-3,3-dibutyl-5-phenyl-7-methylthio-8-(N-{(R)- α -[N-(2-(R)-3-(S)-4-(S)-5-(R)-3,4,5,6-tetrahydroxytetrahydropyran-2-ylmethyl)carbamoyl]benzyl}carbamoylmethoxy)-2,3,4,5-tetrahydro-1,2,5-benzothiadiazepine;

or a pharmaceutically acceptable salt, solvate, solvate of such a salt or a prodrug thereof.

Further suitable compounds possessing IBAT inhibitory activity for use in combination with compounds of the present invention are disclosed in WO 03/106482.

10

Suitable IBAT inhibitors as disclosed in WO 03/106482 for use in combination with compounds of the present invention are selected from any one of:

1,1-dioxo-3,3-dibutyl-5-phenyl-7-methylthio-8-(N-{(R)- α -[N'-((S)-1-carboxyethyl)carbamoyl]benzyl}carbamoylmethoxy)-2,3,4,5-tetrahydro-1,5-benzothiazepine;

15 1,1-dioxo-3,3-dibutyl-5-phenyl-7-methylthio-8-(N-{(R)- α -[N'-((S)-1-carboxypropyl)carbamoyl]benzyl}carbamoylmethoxy)-2,3,4,5-tetrahydro-1,5-benzothiazepine;

1,1-dioxo-3,3-dibutyl-5-phenyl-7-methylthio-8-(N-{(R)- α -[N'-((S)-1-carboxybutyl)carbamoyl]benzyl}carbamoylmethoxy)-2,3,4,5-tetrahydro-1,5-benzothiazepine;

20 1,1-dioxo-3,3-dibutyl-5-phenyl-7-methylthio-8-(N-{(R)- α -[N'-((S)-1-carboxy-2-methylpropyl)carbamoyl]benzyl}carbamoylmethoxy)-2,3,4,5-tetrahydro-1,5-benzothiazepine;

1,1-dioxo-3,3-dibutyl-5-phenyl-7-methylthio-8-(N-{(R)- α -[N'-((S)-1-carboxy-2-methylbutyl)carbamoyl]benzyl}carbamoylmethoxy)-2,3,4,5-tetrahydro-1,5-benzothiazepine;

1,1-dioxo-3,3-dibutyl-5-phenyl-7-methylthio-8-(N-{(R)- α -[N'-((S)-1-carboxy-3-methylbutyl)carbamoyl]benzyl}carbamoylmethoxy)-2,3,4,5-tetrahydro-1,5-benzothiazepine;

25 1,1-dioxo-3,3-dibutyl-5-phenyl-7-methylthio-8-(N-{(R)- α -[N'-((S)-1-carboxy-2-hydroxypropyl)carbamoyl]benzyl}carbamoylmethoxy)-2,3,4,5-tetrahydro-1,5-benzothiazepine;

1,1-dioxo-3,3-dibutyl-5-phenyl-7-methylthio-8-(N-{(R)- α -[N'-((S)-1-carboxy-2-mesylethyl)carbamoyl]benzyl}carbamoylmethoxy)-2,3,4,5-tetrahydro-1,5-benzothiazepine;

30 1,1-dioxo-3,3-dibutyl-5-phenyl-7-methylthio-8-(N-{(R)- α -[N'-((S)-1-carboxy-3-methylsulphonylpropyl)carbamoyl]benzyl}carbamoylmethoxy)-2,3,4,5-tetrahydro-1,5-benzothiazepine;

1,1-dioxo-3,3-dibutyl-5-phenyl-7-methylthio-8-(N-{(R)- α -[N'-((S)-1-carboxy-3-

- mesylpropyl)carbamoyl]benzyl} carbamoylmethoxy)-2,3,4,5-tetrahydro-1,5-benzothiazepine;
1,1-dioxo-3,3-dibutyl-5-phenyl-7-methylthio-8-(*N*-{(*R*)- α -[*N'*-((*S*)-1-carboxyethyl)
carbamoyl]-4-hydroxybenzyl} carbamoylmethoxy)-2,3,4,5-tetrahydro-1,5-benzothiazepine;
1,1-dioxo-3,3-dibutyl-5-phenyl-7-methylthio-8-(*N*-{(*R*)- α -[*N'*-((*S*)-1-carboxypropyl)
5 carbamoyl]-4-hydroxybenzyl} carbamoylmethoxy)-2,3,4,5-tetrahydro-1,5-benzothiazepine;
1,1-dioxo-3,3-dibutyl-5-phenyl-7-methylthio-8-(*N*-{(*R*)- α -[*N'*-((*S*)-1-carboxybutyl)
carbamoyl]-4-hydroxybenzyl} carbamoylmethoxy)-2,3,4,5-tetrahydro-1,5-benzothiazepine;
1,1-dioxo-3,3-dibutyl-5-phenyl-7-methylthio-8-(*N*-{(*R*)- α -[*N'*-((*S*)-1-carboxy-2-
methylpropyl)carbamoyl]-4-hydroxybenzyl} carbamoylmethoxy)-2,3,4,5-tetrahydro-1,5-
10 benzothiazepine;
1,1-dioxo-3,3-dibutyl-5-phenyl-7-methylthio-8-(*N*-{(*R*)- α -[*N'*-((*S*)-1-carboxy-2-
methylbutyl)carbamoyl]-4-hydroxybenzyl} carbamoylmethoxy)-2,3,4,5-tetrahydro-1,5-
benzothiazepine;
1,1-dioxo-3,3-dibutyl-5-phenyl-7-methylthio-8-(*N*-{(*R*)- α -[*N'*-((*S*)-1-carboxy-3-
15 methylbutyl)carbamoyl]-4-hydroxybenzyl} carbamoylmethoxy)-2,3,4,5-tetrahydro-1,5-
benzothiazepine;
1,1-dioxo-3,3-dibutyl-5-phenyl-7-methylthio-8-(*N*-{(*R*)- α -[*N'*-((*S*)-1-carboxy-2-
hydroxyethyl)carbamoyl]-4-hydroxybenzyl} carbamoylmethoxy)-2,3,4,5-tetrahydro-1,5-
benzothiazepine;
20 1,1-dioxo-3,3-dibutyl-5-phenyl-7-methylthio-8-(*N*-{(*R*)- α -[*N'*-((*S*)-1-carboxy-2-
hydroxypropyl)carbamoyl]-4-hydroxybenzyl} carbamoylmethoxy)-2,3,4,5-tetrahydro-1,5-
benzothiazepine;
1,1-dioxo-3,3-dibutyl-5-phenyl-7-methylthio-8-(*N*-{(*R*)- α -[*N'*-((*S*)-1-carboxy-2-
methylthioethyl)carbamoyl]-4-hydroxybenzyl} carbamoylmethoxy)-2,3,4,5-tetrahydro-1,5-
25 benzothiazepine;
1,1-dioxo-3,3-dibutyl-5-phenyl-7-methylthio-8-(*N*-{(*R*)- α -[*N'*-((*S*)-1-carboxy-2-
methylsulphinylethyl)carbamoyl]-4-hydroxybenzyl} carbamoylmethoxy)-2,3,4,5-tetrahydro-
1,5-benzothiazepine;
1,1-dioxo-3,3-dibutyl-5-phenyl-7-methylthio-8-(*N*-{(*R*)- α -[*N'*-((*S*)-1-carboxy-2-
30 mesylethyl)carbamoyl]-4-hydroxybenzyl} carbamoylmethoxy)-2,3,4,5-tetrahydro-1,5-
benzothiazepine;
1,1-dioxo-3,3-dibutyl-5-phenyl-7-methylthio-8-(*N*-{(*R*)- α -[*N'*-((*S*)-1-carboxy-2-
methoxyethyl)carbamoyl]-4-hydroxybenzyl} carbamoylmethoxy)-2,3,4,5-tetrahydro-1,5-

benzothiazepine;

1,1-dioxo-3,3-dibutyl-5-phenyl-7-methylthio-8-(*N*-{(*R*)- α -[*N'*-((*S*)-1-carboxy-3-methylthiopropyl)carbamoyl]-4-hydroxybenzyl} carbamoylmethoxy)-2,3,4,5-tetrahydro-1,5-benzothiazepine;

5 1,1-dioxo-3,3-dibutyl-5-phenyl-7-methylthio-8-(*N*-{(*R*)- α -[*N'*-((*S*)-1-carboxy-3-methylsulphonylpropyl)carbamoyl]-4-hydroxybenzyl} carbamoylmethoxy)-2,3,4,5-tetrahydro-1,5-benzothiazepine;

1,1-dioxo-3,3-dibutyl-5-phenyl-7-methylthio-8-(*N*-{(*R*)- α -[*N'*-((*S*)-1-carboxy-3-mesylpropyl)carbamoyl]-4-hydroxybenzyl} carbamoylmethoxy)-2,3,4,5-tetrahydro-1,5-

10 benzothiazepine;

1,1-dioxo-3,3-dibutyl-5-phenyl-7-methylthio-8-(*N*-{(*R*)- α -[*N'*-((*S*)-1-carboxypropyl)carbamoyl]-4-hydroxybenzyl} carbamoylmethoxy)-2,3,4,5-tetrahydro-1,5-benzothiazepine; or

1,1-dioxo-3,3-dibutyl-5-phenyl-7-methylthio-8-(*N*-{(*R*)- α -[*N'*-((*S*)-1-carboxyethyl)

15 carbamoyl]benzyl} carbamoylmethoxy)-2,3,4,5-tetrahydro-1,5-benzothiazepine.

or a pharmaceutically acceptable salt, solvate, solvate of such a salt or a prodrug thereof.

Further suitable IBAT inhibitors for use in combination with compounds of the present invention are those disclosed in WO 04/076430.

In a particular aspect of the invention an IBAT inhibitor or a pharmaceutically acceptable salt, solvate, solvate of such a salt or a prodrug thereof is an IBAT inhibitor or a pharmaceutically acceptable salt thereof.

Therefore in an additional feature of the invention, there is provided a combination of a compound of formula (I), or a pharmaceutically acceptable salt, solvate, solvate of such a salt or a prodrug thereof and an IBAT inhibitor, or a pharmaceutically acceptable salt, solvate, solvate of such a salt or a prodrug thereof.

Therefore in an additional feature of the invention, there is provided a method for producing a cholesterol lowering effect in a warm-blooded animal, such as man, in need of such treatment which comprises administering to said animal an effective amount of a compound of formula (I), or a pharmaceutically acceptable salt, solvate, solvate of such a salt or a prodrug thereof in simultaneous, sequential or separate administration with an effective amount of an IBAT inhibitor, or a pharmaceutically acceptable salt, solvate, solvate of such a salt or a prodrug thereof.

According to a further aspect of the invention there is provided a pharmaceutical composition which comprises a compound of formula (I), or a pharmaceutically acceptable salt, solvate, solvate of such a salt or a prodrug thereof, and an IBAT inhibitor, or a pharmaceutically acceptable salt, solvate, solvate of such a salt or a prodrug thereof, in
5 association with a pharmaceutically acceptable diluent or carrier.

According to a further aspect of the present invention there is provided a kit comprising a compound of formula (I), or a pharmaceutically acceptable salt, solvate, solvate of such a salt or a prodrug thereof, and an IBAT inhibitor, or a pharmaceutically acceptable salt, solvate, solvate of such a salt or a prodrug thereof.

10 According to a further aspect of the present invention there is provided a kit comprising:

- a) a compound of formula (I), or a pharmaceutically acceptable salt, solvate, solvate of such a salt or a prodrug thereof, in a first unit dosage form;
- b) an IBAT inhibitor, or a pharmaceutically acceptable salt, solvate, solvate of such a salt or a
15 prodrug thereof; in a second unit dosage form; and
- c) container means for containing said first and second dosage forms.

According to a further aspect of the present invention there is provided a kit comprising:

- a) a compound of formula (I), or a pharmaceutically acceptable salt, solvate, solvate of such a
20 salt or a prodrug thereof, together with a pharmaceutically acceptable diluent or carrier, in a first unit dosage form;
- b) an IBAT inhibitor, or a pharmaceutically acceptable salt, solvate, solvate of such a salt or a prodrug thereof, in a second unit dosage form; and
- c) container means for containing said first and second dosage forms.

25 According to another feature of the invention there is provided the use of a compound of the formula (I), or a pharmaceutically acceptable salt, solvate, solvate of such a salt or a prodrug thereof, and an IBAT inhibitor, or a pharmaceutically acceptable salt, solvate, solvate of such a salt or a prodrug thereof, in the manufacture of a medicament for use in the production of a cholesterol lowering effect in a warm-blooded animal, such as man.

30 According to a further aspect of the present invention there is provided a combination treatment comprising the administration of an effective amount of a compound of the formula (I), or a pharmaceutically acceptable salt, solvate, solvate of such a salt or a prodrug thereof, optionally together with a pharmaceutically acceptable diluent or carrier, with the

simultaneous, sequential or separate administration of an effective amount of an IBAT inhibitor, or a pharmaceutically acceptable salt, solvate, solvate of such a salt or a prodrug thereof, optionally together with a pharmaceutically acceptable diluent or carrier to a warm-blooded animal, such as man in need of such therapeutic treatment.

5 In another aspect of the invention, the compound of formula (I), or a pharmaceutically acceptable salt, solvate, solvate of such a salt or a prodrug thereof, may be administered in association with a PPAR alpha and/or gamma agonist, or pharmaceutically acceptable salts, solvates, solvates of such salts or prodrugs thereof. Suitable PPAR alpha and/or gamma agonists, pharmaceutically acceptable salts, solvates, solvates of such salts or prodrugs thereof
10 are well known in the art. These include the compounds described in WO 01/12187, WO 01/12612, WO 99/62870, WO 99/62872, WO 99/62871, WO 98/57941, WO 01/40170, WO03/051821, WO03/051822, WO03/051826, PCT/GB03/02584, PCT/GB03/02591, PCT/GB03/02598, J Med Chem, 1996, 39, 665, Expert Opinion on Therapeutic Patents, 10 (5), 623-634 (in particular the compounds described in the patent applications listed on page
15 634) and J Med Chem, 2000, 43, 527 which are all incorporated herein by reference. Particularly a PPAR alpha and/or gamma agonist refers to WY-14643, clofibrate, fenofibrate, bezafibrate, GW 9578, troglitazone, pioglitazone, rosiglitazone, eglitazone, proglitazone, NN622/Ragaglitazar, BMS 298585, BRL-49634, KRP-297, JTT-501, SB 213068, GW 1929, GW 7845, GW 0207, L-796449, L-165041 and GW 2433. Particularly a PPAR alpha and/or
20 gamma agonist refers to (S)-2-ethoxy-3-[4-(2-{4-methanesulphonyloxyphenyl}ethoxy)phenyl]propanoic acid and pharmaceutically acceptable salts thereof.

Therefore in an additional feature of the invention, there is provided a combination of a compound of formula (I), or a pharmaceutically acceptable salt, solvate, solvate of such a salt or a prodrug thereof and a PPAR alpha and/or gamma agonist, or a pharmaceutically
25 acceptable salt, solvate, solvate of such a salt or a prodrug thereof.

Therefore in an additional feature of the invention, there is provided a method for producing a cholesterol lowering effect in a warm-blooded animal, such as man, in need of such treatment which comprises administering to said animal an effective amount of a compound of formula (I), or a pharmaceutically acceptable salt, solvate, solvate of such a salt
30 or a prodrug thereof in simultaneous, sequential or separate administration with an effective amount of a PPAR alpha and/or gamma agonist, or a pharmaceutically acceptable salt, solvate, solvate of such a salt or a prodrug thereof.

According to a further aspect of the invention there is provided a pharmaceutical composition which comprises a compound of formula (I), or a pharmaceutically acceptable salt, solvate, solvate of such a salt or a prodrug thereof, and a PPAR alpha and/or gamma agonist, or a pharmaceutically acceptable salt, solvate, solvate of such a salt or a prodrug thereof, in association with a pharmaceutically acceptable diluent or carrier.

According to a further aspect of the present invention there is provided a kit comprising a compound of formula (I), or a pharmaceutically acceptable salt, solvate, solvate of such a salt or a prodrug thereof, and a PPAR alpha and/or gamma agonist, or a pharmaceutically acceptable salt, solvate, solvate of such a salt or a prodrug thereof.

According to a further aspect of the present invention there is provided a kit comprising:

- a) a compound of formula (I), or a pharmaceutically acceptable salt, solvate, solvate of such a salt or a prodrug thereof, in a first unit dosage form;
- b) a PPAR alpha and/or gamma agonist, or a pharmaceutically acceptable salt, solvate, solvate of such a salt or a prodrug thereof; in a second unit dosage form; and
- c) container means for containing said first and second dosage forms.

According to a further aspect of the present invention there is provided a kit comprising:

- a) a compound of formula (I), or a pharmaceutically acceptable salt, solvate, solvate of such a salt or a prodrug thereof, together with a pharmaceutically acceptable diluent or carrier, in a first unit dosage form;
- b) a PPAR alpha and/or gamma agonist, or a pharmaceutically acceptable salt, solvate, solvate of such a salt or a prodrug thereof, in a second unit dosage form; and
- c) container means for containing said first and second dosage forms.

According to another feature of the invention there is provided the use of a compound of the formula (I), or a pharmaceutically acceptable salt, solvate, solvate of such a salt or a prodrug thereof, and a PPAR alpha and/or gamma agonist, or a pharmaceutically acceptable salt, solvate, solvate of such a salt or a prodrug thereof, in the manufacture of a medicament for use in producing a cholesterol lowering effect in a warm-blooded animal, such as man.

According to a further aspect of the present invention there is provided a combination treatment comprising the administration of an effective amount of a compound of the formula (I), or a pharmaceutically acceptable salt, solvate, solvate of such a salt or a prodrug thereof, optionally together with a pharmaceutically acceptable diluent or carrier, with the

simultaneous, sequential or separate administration of an effective amount of a PPAR alpha and/or gamma agonist, or a pharmaceutically acceptable salt, solvate, solvate of such a salt or a prodrug thereof, optionally together with a pharmaceutically acceptable diluent or carrier to a warm-blooded animal, such as man in need of such therapeutic treatment.

5 In another aspect of the invention, there is provided a combination treatment comprising the administration of an effective amount of a compound of the formula (I), or a pharmaceutically acceptable salt, solvate, solvate of such a salt or a prodrug thereof, optionally together with a pharmaceutically acceptable diluent or carrier, with the simultaneous, sequential or separate administration of an -agonists to the receptor HM74A
10 (nicotinic acid receptor). HM74A agonists may be nicotine acid derivates. As used herein "nicotinic acid derivative" means a compounds comprising a pyridine-3-carboxylate structure or a pyrazine-2-carboxylate structure. Examples of nicotinic acid derivatives include nicotinic acid, niceritrol, nicofuranose, NIASPAN® and acipimox.

Therefore, in an additional feature of the invention, there is provided a combination of
15 a compound of formula (I), or a pharmaceutically acceptable salt, solvate, solvate of such a salt or a prodrug thereof and a nicotinic acid derivative or a pharmaceutically acceptable salt, solvate, solvate of such a salt or a prodrug thereof.

Therefore in an additional feature of the invention, there is provided a method for producing a cholesterol lowering effect in a warm-blooded animal, such as man, in need of
20 such treatment which comprises administering to said animal an effective amount of a compound of formula (I), or a pharmaceutically acceptable salt, solvate, solvate of such a salt or a prodrug thereof in simultaneous, sequential or separate administration with an effective amount of a nicotinic acid derivative, or a pharmaceutically acceptable salt, solvate, solvate of such a salt or a prodrug thereof.

25 According to a further aspect of the invention there is provided a pharmaceutical composition which comprises a compound of formula (I), or a pharmaceutically acceptable salt, solvate, solvate of such a salt or a prodrug thereof, and a nicotinic acid derivative, or a pharmaceutically acceptable salt, solvate, solvate of such a salt or a prodrug thereof, in association with a pharmaceutically acceptable diluent or carrier.

30 According to another feature of the invention there is provided the use of a compound of the formula (I), or a pharmaceutically acceptable salt, solvate, solvate of such a salt or a prodrug thereof, and a nicotinic acid derivative, or a pharmaceutically acceptable salt, solvate,

solvate of such a salt or a prodrug thereof, in the manufacture of a medicament for use in the production of a cholesterol lowering effect in a warm-blooded animal, such as man.

In another aspect of the invention, the compound of formula (I), or a pharmaceutically acceptable salt, solvate, solvate of such a salt or a prodrug thereof, may be administered in association with a bile acid sequestrant or a pharmaceutically acceptable salt, solvate, solvate of such a salt or a prodrug thereof. Suitable bile acid sequestrants include cholestyramine, cholestipol and cosevelam hydrochloride.

Therefore, in an additional feature of the invention, there is provided a combination of a compound of formula (I), or a pharmaceutically acceptable salt, solvate, solvate of such a salt or a prodrug thereof and a bile acid sequestrant or a pharmaceutically acceptable salt, solvate, solvate of such a salt or a prodrug thereof.

Therefore in an additional feature of the invention, there is provided a method for producing a cholesterol lowering effect in a warm-blooded animal, such as man, in need of such treatment which comprises administering to said animal an effective amount of a compound of formula (I), or a pharmaceutically acceptable salt, solvate, solvate of such a salt or a prodrug thereof in simultaneous, sequential or separate administration with an effective amount of a bile acid sequestrant, or a pharmaceutically acceptable salt, solvate, solvate of such a salt or a prodrug thereof.

According to a further aspect of the invention there is provided a pharmaceutical composition which comprises a compound of formula (I), or a pharmaceutically acceptable salt, solvate, solvate of such a salt or a prodrug thereof, and a bile acid sequestrant, or a pharmaceutically acceptable salt, solvate, solvate of such a salt or a prodrug thereof, in association with a pharmaceutically acceptable diluent or carrier.

According to another feature of the invention there is provided the use of a compound of the formula (I), or a pharmaceutically acceptable salt, solvate, solvate of such a salt or a prodrug thereof, and a bile acid sequestrant, or a pharmaceutically acceptable salt, solvate, solvate of such a salt or a prodrug thereof, in the manufacture of a medicament for use in the production of a cholesterol lowering effect in a warm-blooded animal, such as man.

According to an additional further aspect of the present invention there is provided a combination treatment comprising the administration of an effective amount of a compound of the formula (I), or a pharmaceutically acceptable salt, solvate, solvate of such a salt or a prodrug thereof, optionally together with a pharmaceutically acceptable diluent or carrier,

with the simultaneous, sequential or separate administration one or more of the following agents selected from Group X:

- an antihypertensive compound (for example althiazide, benzthiazide, captopril, carvedilol, chlorothiazide sodium, clonidine hydrochloride, cyclothiazide, delapril
5 hydrochloride, dilevalol hydrochloride, doxazosin mesylate, fosinopril sodium, guanfacine hydrochloride, methyldopa, metoprolol succinate, moexipril hydrochloride, monatepil maleate, pelanserine hydrochloride, phenoxybenzamine hydrochloride, prazosin hydrochloride, primidolol, quinapril hydrochloride, quinaprilat, ramipril, terazosin hydrochloride, candesartan, candesartan cilexetil, telmisartan, amlodipine besylate, amlodipine maleate and bevantolol hydrochloride);
- an angiotensin converting enzyme inhibitor (for example alacepril, alatriopril, altiopril calcium, ancovenin, benazepril, benazepril hydrochloride, benazeprilat, benzoylcaptopril, captopril, captopril-cysteine, captopril-glutathione, ceranapril, ceranopril, ceronapril, cilazapril, cilazaprilat, delapril, delapril-diacid, enalapril,
15 enalaprilat, enapril, epicaptopril, foroxymithine, fosfenopril, fosenopril, fosenopril sodium, fosinopril, fosinopril sodium, fosinoprilat, fosinoprilic acid, glycopril, hemorphin-4, idrapril, imidapril, indolapril, indolaprilat, libenzapril, lisinopril, lyciumin A, lyciumin B, mixanpril, moexipril, moexiprilat, moveltipril, muracein A, muracein B, muracein C, pentopril, perindopril, perindoprilat, pivalopril, pivopril, quinapril, quinapril hydrochloride, quinaprilat, ramipril, ramiprilat, spirapril, spirapril
20 hydrochloride, spiraprilat, spiropril, spiropril hydrochloride, temocapril, temocapril hydrochloride, teprotide, trandolapril, trandolaprilat, utibapril, zabicipril, zabiciprilat, zofenopril and zofenoprilat);
- an angiotensin II receptor antagonist (for example candesartan, candesartan cilexetil, losartan, valsartan, irbesartan, tasosartan, telmisartan and eprosartan);
- an andrenergic blocker (for example bretylium tosylate, dihydroergotamine so mesylate, phentolamine mesylate, solypertine tartrate, zolertine hydrochloride, carvedilol or labetalol hydrochloride); an alpha andrenergic blocker (for example fenspiride hydrochloride, labetalol hydrochloride, proroxan and alfuzosin
30 hydrochloride); a beta andrenergic blocker (for example acebutolol, acebutolol hydrochloride, alprenolol hydrochloride, atenolol, bunolol hydrochloride, carteolol hydrochloride, celiprolol hydrochloride, cetamolol hydrochloride, cicloprolol hydrochloride, dexpropranolol hydrochloride, diacetolol hydrochloride, dilevalol

- hydrochloride, esmolol hydrochloride, exaprolol hydrochloride, fleistolol sulfate, labetalol hydrochloride, levobetaxolol hydrochloride, levobunolol hydrochloride, metalol hydrochloride, metoprolol, metoprolol tartrate, nadolol, pamatolol sulfate, penbutolol sulfate, practolol, propranolol hydrochloride, sotalol hydrochloride, timolol, timolol maleate, tiprenolol hydrochloride, tolamolol, bisoprolol, bisoprolol fumarate and nebivolol); or a mixed alpha/beta adrenergic blocker;
- an adrenergic stimulant (for example combination product of chlorothiazide and methyldopa, the combination product of methyldopa hydrochlorothiazide and methyldopa, clonidine hydrochloride, clonidine, the combination product of chlorthalidone and clonidine hydrochloride and guanfacine hydrochloride);
- channel blocker, for example a calcium channel blocker (for example clemetizem maleate, amlodipine besylate, isradipine, nimodipine, felodipine, nilvadipine, nifedipine, teludipine hydrochloride, diltiazem hydrochloride, befosdil, verapamil hydrochloride or fostedil);
- a diuretic (for example the combination product of hydrochlorothiazide and spironolactone and the combination product of hydrochlorothiazide and triamterene);
- anti-anginal agents (for example amlodipine besylate, amlodipine maleate, betaxolol hydrochloride, bevantolol hydrochloride, butoprozine hydrochloride, carvedilol, cinepazet maleate, metoprolol succinate, molsidomine, monatepil maleate, primidolol, ranolazine hydrochloride, tofifen or verapamil hydrochloride);
- vasodilators for example coronary vasodilators (for example fostedil, azaclozine hydrochloride, chromonar hydrochloride, clonitrate, diltiazem hydrochloride, dipyrindamole, droprenilamine, erythryl tetranitrate, isosorbide dinitrate, isosorbide mononitrate, lidoflazine, mioflazine hydrochloride, mixidine, molsidomine, nicorandil, nifedipine, nisoldipine, nitroglycerine, oxprenolol hydrochloride, pentrinitrol, perhexiline maleate, prenylamine, propatyl nitrate, terodiline hydrochloride, tolamolol and verapamil);
- anti-coagulants (selected from argatroban, bivalirudin, dalteparin sodium, desirudin, dicumarol, Iyapolate sodium, nafamostat mesylate, phenprocoumon, tinzaparin sodium and warfarin sodium);
- antithrombotic agents (for example anagrelide hydrochloride, bivalirudin, cilostazol, dalteparin sodium, danaparoid sodium, dazoxiben hydrochloride, efegatran sulfate, enoxaparin sodium, fluretofen, ifetroban, ifetroban sodium, lamifiban, lotrafiban

hydrochloride, napsagatran, orbofiban acetate, roxifiban acetate, sibrafiban, tinzaparin sodium, trifenagrel, abciximab and zolimomab aritox);

➤ fibrinogen receptor antagonists (for example roxifiban acetate, fradafiban, orbofiban, lotrafiban hydrochloride, tirofiban, xemilofiban, monoclonal antibody 7E3 and sibrafiban)

➤ platelet inhibitors (for example cilostezol, clopidogrel bisulfate, epoprostenol, epoprostenol sodium, ticlopidine hydrochloride, aspirin, ibuprofen, naproxen, sulindae, indomethacin, mefenamate, droxicam, diclofenac, sulfinpyrazone and piroxicam, dipyridamole);

➤ platelet aggregation inhibitors (for example acadesine, beraprost, beraprost sodium, ciprostone calcium, itezigrel, lifarizine, lotrafiban hydrochloride, orbofiban acetate, oxagrelate, fradafiban, orbofiban, tirofiban and xemilofiban)

➤ hemorrhheologic agents (for example pentoxifylline);

➤ lipoprotein associated coagulation inhibitors;

➤ Factor VIIa inhibitors;

➤ Factor Xa inhibitors;

➤ low molecular weight heparins (for example enoxaparin, nardroparin, dalteparin, certroparin, parnaparin, reviparin and tinzaparin);

➤ squalene synthase inhibitors;

➤ squalene epoxidase inhibitors;

➤ liver X receptor (LXR) agonists for example GW-3965 and those described in WO00224632, WO00103705, WO02090375 and WO00054759 (claim 1 and the named examples of these four application are incorporated herein by reference);

➤ microsomal triglyceride transfer protein inhibitors for example implitapide and those described in WO03004020, WO03002533, WO02083658 and WO 00242291 (claim 1 and the named examples of these four application are incorporated herein by reference);

or a pharmaceutically acceptable salt, solvate, solvate of such a salt or a prodrug thereof, optionally together with a pharmaceutically acceptable diluent or carrier to a warm-blooded

animal, such as man in need of such therapeutic treatment.

Therefore, in an additional feature of the invention, there is provided a combination of a compound of formula (I), or a pharmaceutically acceptable salt, solvate, solvate of such a

salt or a prodrug thereof and a compound from Group X or a pharmaceutically acceptable salt, solvate, solvate of such a salt or a prodrug thereof.

Therefore in an additional feature of the invention, there is provided a method for producing a cholesterol lowering effect in a warm-blooded animal, such as man, in need of
5 such treatment which comprises administering to said animal an effective amount of a compound of formula (I), or a pharmaceutically acceptable salt, solvate, solvate of such a salt or a prodrug thereof in simultaneous, sequential or separate administration with an effective amount of a compound from Group X, or a pharmaceutically acceptable salt, solvate, solvate of such a salt or a prodrug thereof.

10 According to a further aspect of the invention there is provided a pharmaceutical composition which comprises a compound of formula (I), or a pharmaceutically acceptable salt, solvate, solvate of such a salt or a prodrug thereof, and a compound from Group X, or a pharmaceutically acceptable salt, solvate, solvate of such a salt or a prodrug thereof, in association with a pharmaceutically acceptable diluent or carrier.

15 According to another feature of the invention there is provided the use of a compound of the formula (I), or a pharmaceutically acceptable salt, solvate, solvate of such a salt or a prodrug thereof, and a compound from Group X, or a pharmaceutically acceptable salt, solvate, solvate of such a salt or a prodrug thereof, in the manufacture of a medicament for use in the production of a cholesterol lowering effect in a warm-blooded animal, such as man.

20 In addition to their use in therapeutic medicine, the compounds of formula (I), or a pharmaceutically acceptable salt, solvate, solvate of such a salt or a prodrug thereof, are also useful as pharmacological tools in the development and standardisation of *in vitro* and *in vivo* test systems for the evaluation of the effects of inhibitors of cholesterol absorption in laboratory animals such as cats, dogs, rabbits, monkeys, rats and mice, as part of the search
25 for new therapeutic agents.

Many of the intermediates described herein are novel and are thus provided as a further feature of the invention. For example compounds of formula (VI) show cholesterol absorption inhibitory activity when tested in the above referenced *in vitro* test assay and are thus claimed as a further feature of the invention.

30 Thus in a further feature of the invention, there is provided a compound of formula (VI), or a pharmaceutically acceptable salt, solvate, solvate of such a salt or a prodrug thereof, with the proviso that said compound is not 3-(R)-4-(R)-1-(phenyl)-3-[2-(4-fluorophenyl)-2-hydroxyethylsulphanyl]-4-{4-[N-(carboxymethyl)carbamoylmethoxy] phenyl}azetidin-2-one.

Therefore according to a further aspect of the invention there is provided a pharmaceutical composition which comprises a compound of formula (VI), or a pharmaceutically acceptable salt, solvate, solvate of such a salt or a prodrug thereof in association with a pharmaceutically-acceptable diluent or carrier, with the proviso that said
5 compound is not 3-(R)-4-(R)-1-(phenyl)-3-[2-(4-fluorophenyl)-2-hydroxyethylsulphanyl]-4-{4-[N-(carboxymethyl)carbamoylmethoxy]phenyl}azetidin-2-one.

According to an additional aspect of the present invention there is provided a compound of the formula (VI), or a pharmaceutically acceptable salt, solvate, solvate of such a salt or a prodrug thereof, for use in a method of prophylactic or therapeutic treatment of a
10 warm-blooded animal, such as man, with the proviso that said compound is not 3-(R)-4-(R)-1-(phenyl)-3-[2-(4-fluorophenyl)-2-hydroxyethylsulphanyl]-4-{4-[N-(carboxymethyl)carbamoylmethoxy]phenyl}azetidin-2-one.

Thus according to this aspect of the invention there is provided a compound of the formula (VI), or a pharmaceutically acceptable salt, solvate, solvate of such a salt or a
15 prodrug thereof, for use as a medicament, with the proviso that said compound is not 3-(R)-4-(R)-1-(phenyl)-3-[2-(4-fluorophenyl)-2-hydroxyethylsulphanyl]-4-{4-[N-(carboxymethyl)carbamoylmethoxy]phenyl}azetidin-2-one.

According to another feature of the invention there is provided the use of a compound of the formula (VI), or a pharmaceutically acceptable salt, solvate, solvate of such a salt or a
20 prodrug thereof, in the manufacture of a medicament for use in the production of a cholesterol absorption inhibitory effect in a warm-blooded animal, such as man, with the proviso that said compound is not 3-(R)-4-(R)-1-(phenyl)-3-[2-(4-fluorophenyl)-2-hydroxyethylsulphanyl]-4-{4-[N-(carboxymethyl)carbamoylmethoxy]phenyl}azetidin-2-one.

According to another feature of the invention there is provided the use of a compound
25 of the formula (VI), or a pharmaceutically acceptable salt, solvate, solvate of such a salt or a prodrug thereof, in the manufacture of a medicament for use in the treatment of hyperlipidaemic conditions in a warm-blooded animal, such as man, with the proviso that said compound is not 3-(R)-4-(R)-1-(phenyl)-3-[2-(4-fluorophenyl)-2-hydroxyethylsulphanyl]-4-{4-[N-(carboxymethyl)carbamoylmethoxy]phenyl}azetidin-2-one.

30 According to a further feature of this aspect of the invention there is provided a method for producing a cholesterol absorption inhibitory effect in a warm-blooded animal, such as man, in need of such treatment which comprises administering to said animal an effective amount of a compound of formula (VI), or a pharmaceutically acceptable salt,

solvate, solvate of such a salt or a prodrug thereof, with the proviso that said compound is not 3-(R)-4-(R)-1-(phenyl)-3-[2-(4-fluorophenyl)-2-hydroxyethylsulphonyl]-4-{4-[N-(carboxymethyl)carbamoylmethoxy] phenyl}azetidin-2-one.

According to a further feature of this aspect of the invention there is provided a
5 method of treating hyperlipidemic conditions in a warm-blooded animal, such as man, in need of such treatment which comprises administering to said animal an effective amount of a compound of formula (VI), or a pharmaceutically acceptable salt, solvate, solvate of such a salt or a prodrug thereof, with the proviso that said compound is not 3-(R)-4-(R)-1-(phenyl)-3-[2-(4-fluorophenyl)-2-hydroxyethylsulphonyl]-4-{4-[N-(carboxymethyl)
10 carbamoylmethoxy]phenyl}azetidin-2-one.

In the above other pharmaceutical composition, process, method, use and medicament manufacture features, the alternative and preferred embodiments of the compounds of the invention described herein also apply.

Examples

- 15 The invention will now be illustrated in the following non limiting Examples, in which standard techniques known to the skilled chemist and techniques analogous to those described in these Examples may be used where appropriate, and in which, unless otherwise stated:
- (i) evaporations were carried out by rotary evaporation *in vacuo* and work up procedures were carried out after removal of residual solids such as drying agents by filtration;
 - 20 (ii) all reactions were carried out under an inert atmosphere at ambient temperature, typically in the range 18-25°C, with solvents of HPLC grade under anhydrous conditions, unless otherwise stated;
 - (iii) column chromatography (by the flash procedure) was performed on Silica gel 40-63 µm (Merck);
 - 25 (iv) yields are given for illustration only and are not necessarily the maximum attainable;
 - (v) the structures of the end products of the formula (I) were generally confirmed by nuclear (generally proton) magnetic resonance (NMR) and mass spectral techniques; magnetic resonance chemical shift values were measured in deuterated CDCl₃ (unless otherwise stated) on the delta scale (ppm downfield from tetramethylsilane); proton data is quoted unless
30 otherwise stated; spectra were recorded on a Varian Mercury-300 MHz, Varian Unity plus-400 MHz, Varian Unity plus-600 MHz or on Varian Inova-500 MHz spectrometer unless otherwise stated data was recorded at 400MHz; and peak multiplicities are shown as follows:
s, singlet; d, doublet; dd, double doublet; t, triplet; tt, triple triplet; q, quartet; tq, triple quartet;

m, multiplet; br, broad; ABq, AB quartet; ABd, AB doublet, ABdd, AB doublet of doublets; dABq, doublet of AB quartets;

5

Mass spectra were recorded on one of the following instruments: LCT, QTOF, ZQ Mass spectrometer, all from Waters.

LC-MS:

Separation was performed using Agilent 1100 Series Modules or Waters 1525 pump on a

10 Synergi MAX-RP (Phenomenex) C12 3x50 mm 4 μ m with gradient elution.

Samples were injected using Waters 2700 Sample Manager.

Mobile phases:

Generic gradients were applied from 5% to 95% acetonitrile.

Buffers containing 10 mM ammonium acetate or 5 mM ammonium formate/5mM formic

15 acid were used.

The mass spectra were recorded with a Waters ZQ2000 or Waters ZMD equipped with an electrospray interface, switching positive and negative ionization mode. UV spectra were collected by a Agilent 1100 PDA or Waters 2996 DAD and the evaporative light scattering (ELS) signal by a Sedere Sedex 55 or 75.

20 Data collection and evaluation were performed using the MassLynx software.

Accurate mass data were determined using either a LCT or QTOF MS (Waters) with leucine enkephaline (m/z 556.2771) as lockmass. Unless otherwise stated the mass ion quoted is (MH⁺).

25 Unless further details are specified in the text, analytical high performance liquid chromatography (HPLC) was performed on Prep LC 2000 (Waters), Cromasil C₈, 7 μ m, (Akzo Nobel); MeCN and de-ionised water 10 mM ammonium acetate as mobile phases, with suitable composition;

(vii) intermediates were not generally fully characterised and purity was assessed by thin layer

30 chromatography (TLC), HPLC, infra-red (IR), MS or NMR analysis;

(viii) where solutions were dried sodium sulphate was the drying agent; and

(ix) the following abbreviations may be used hereinbefore or hereinafter:-

DCM dichloromethane;

DMF *N,N*-dimethylformamide;

TBTU	o-Benzotriazol-1-yl- <i>N,N,N',N'</i> -tetramethyluronium tetrafluoroborate;
EtOAc	ethyl acetate;
MeCN	acetonitrile;
TFA	trifluoroacetic acid;
5 DMAP	4-(dimethylamino)pyridine;
BSA	<i>N,O</i> -Bis(trimethylsilyl)acetamide; and
TBAF	tetrabutylammonium fluoride;
NMM	<i>N</i> -methyl morpholine;
TEA	triethylamine;
10 DBN	1,5-diazabicyclo-[4,3,0]-non-5-ene.

15

Example 1

(2*R*)-[*N*-{[4-((2*R*,3*R*)-1-(4-fluorophenyl)-3-{[2-(4-fluorophenyl)-2-hydroxyethyl]thio}-4-oxoazetidin-2-yl)phenoxy]acetyl}glycyl)amino](phenyl)acetic acid

N-{[4-((2*R*,3*R*)-1-(4-fluorophenyl)-3-{[2-(4-fluorophenyl)-2-oxoethyl]thio}-4-oxoazetidin-2-yl)phenoxy]acetyl}glycine (44 mg, 0.081 mmol), *N*-methylmorpholine (18 μ l, 0.16 mmol), *tert*-butyl (2*R*)-amino(phenyl)acetate (23 mg, 0.11 mmol) and TBTU (36 mg, 0.11 mmol) were added to methylene chloride (3 ml) and the reaction mixture was stirred at ambient temperature for 1.5 h. The mixture was purified by column chromatography on silica gel using methylene chloride/ethylacetate (1/1) as eluent. The resulting intermediate ester was dissolved in formic acid (2 ml) and the mixture was stirred overnight at 45 °C. The solvent was evaporated under reduced pressure and was co-evaporated with toluene. The residue was dissolved in methanol (2 ml) and NaBH₄ 10 mg, 0.26 mmol) was added. The reaction mixture was stirred at ambient temperature for 15 min. A small amount of ammoniumacetate buffer was added and the methanol was evaporated off. The residue was purified by preparativ

HPLC using acetonitril/ammonium acetat buffer (45:55) as eluent. The collected fractions were lyophilized to obtain 39 mg (71%, 3 steps) of the title compound. (¹H-NMR, 400 MHz, CD₃OD): 1.8-2.0 (m, 2H), 3.75 (d, 2H), 4.3 (d, 1H), 4.55 (s, 2H), 4.65-4.80 (m, 2H), 5.05 (d, 1H), 7.0-7.4 (m, 17 H), 7.95 (dd, 1H) 8.25 (t, 1H)

5

Example 2

N-[[4-((2R,3R)-1-(4-fluorophenyl)-3-[[2-(4-fluorophenyl)-2-hydroxyethyl]thio]-4-oxoazetidin-2-yl)phenoxy]acetyl]glycyl-N⁶-acetyl-D-lysine

N-[[4-((2R,3R)-1-(4-fluorophenyl)-3-[[2-(4-fluorophenyl)-2-oxoethyl]thio]-4-oxoazetidin-2-yl)phenoxy]acetyl]glycine (20 mg, 0.037 mmol), N-methylmorpholine (18 ul, 0.16 mmol) and TBTU (13 mg, 0.041 mol) were added to CH₂Cl₂ (2 ml) and the reaction mixture was stirred at 30 °C for 1.5 h. To the mixture were N⁶-acetyl-D-lysine (14 mg, 0.074 mmol) and DMF (5 drops) added and the mixture was stirred at ambient temperature. overnight. The solvent was evaporated under reduced pressure and methanol (2 ml) and NaBH₄ (30 mg, 0.79 mmol) were added to the residue. The reaction mixture was stirred at ambient temperature for 1 h.. A small amount of ammoniumacetate buffer was added and the methanol was evaporated off. The residue was purified by preparativ HPLC using acetonitril/ammonium acetat buffer (40:60) as eluent. The collected fractions were lyophilized, solved in tert-butanol and lyophilized again to obtain 4 mg (15 % 2 steps) of the title compound. (¹H-NMR, 400 MHz, DMSO-d₆): 1.2-1.8 (m, 11H), 2.85-2.95 (m, 2H), 3.7-3.8 (m, 2H), 4.0-4.1 (bs, 1H), 4.25-4.3 (m, 1H), 4.5 (s, 2H), 4.7-4.8 (m, 1H), 5.05 (dd, 1H), 6.95-7.4 (m, 12H), 7.7-7.8 (m, 1H), 7.95-8.05 (m, 1H), 8.25-8.3 (m, 1H)

Example 3

N-[[4-((2R,3R)-1-(4-fluorophenyl)-3-[[2-(4-fluorophenyl)-2-hydroxyethyl]thio]-4-oxoazetidin-2-yl)phenoxy]acetyl]-D-alanyl-D-phenylalanine

N-{[4-((2*R*,3*R*)-1-(4-fluorophenyl)-3-{[2-(4-fluorophenyl)-2-hydroxyethyl]thio}-4-oxoazetidin-2-yl)phenoxy]acetyl}-D-alanine (12 mg, 0.022 mmol), *tert*-butyl D-phenylalaninate hydrochloride (7 mg, 0.028 mmol) and 4-methylmorpholine (7mg, 0.065 mmol) were dissolved in 0.5 ml DCM. The mixture was stirred at room temperature for 5 minutes. TBTU (9 mg, 0.028mmol) was added and the reaction mixture was stirred overnight and then purified on silica (2g), first with DCM and then with DCM:MeOH, 10:1 as eluent. The fractions containing the product were concentrated and formic acid (1 ml) was added and the solution was stirred overnight. The formic acid was evaporated whereafter residual formic acid was removed by addition of toluene and evaporation. The residue was stirred in methanol: triethylamine, 40:1, (2 ml) for 2.5 days (hydrolysis of the formed formic acid ester), the mixture was concentrated and the residue was purified by preparative HPLC using a gradient from 20 % to 100% CH₃CN in 0.1% ammonium acetate buffer as eluent. Freeze-drying gave 7.3 mg (48 %) of the title product. M/z: 702.3 (M - 1), NMR (DMSO, 400 MHz): 1.18 (d,3H), 2.85-2.96 (m,3H), 3.00-3.07 (m,1H), 4.05-4.12 (m,1H), 4.19-4.32 (m,2H), 4.48 (dd,2H), 4.68-4.76 (m,1H), 5.0-5.07 (m,1H), 6.89-6.95 (m,2H), 7.05-7.17 (m,10H), 7.19-7.25 (m,2H), 7.30-7.36 (m,4H), 7.65-7.75 (m,1H), 8.12-8.18 (m,1H).

Example 4

*N*²-[*(2R)*-2-({[4-((2*R*,3*R*)-1-(4-fluorophenyl)-3-{[2-(4-fluorophenyl)-2-hydroxyethyl]thio}-4-oxoazetidin-2-yl)phenoxy]acetyl}amino)-2-phenylacetyl]-D-lysine

25

(2*R*)-({[4-((2*R*,3*R*)-1-(4-fluorophenyl)-3-{[2-(4-fluorophenyl)-2-hydroxyethyl]thio}-4-oxoazetidin-2-yl)phenoxy]acetyl}amino)(phenyl)acetic acid (10 mg, 0.016mmol), *tert*-butyl *N*⁶-(*tert*-butoxycarbonyl)-D-lysinate hydrochloride (7mg, 0.021mmol) and *N*-methylmorpholine (5mg, 0.048mmol) were dissolved in DCM (0.5ml). The mixture was stirred and after 5 min TBTU (7mg, 0.021) was added and the reaction mixture was stirred for two hours. The product was purified on a silica plug with DCM:MeOH, 100:5 as the eluent.

Formic acid (0.5ml) was added to the purified product and the mixture was stirred two hours at 40 °C and then at ambient temperature overnight. The formic acid was removed under reduced pressure and toluene was added whereafter the solvent was removed. The residue was dissolved in MeOH and a small amount of triethylamine and stirred overnight at ambient
5 temperature. The product was purified by preparative HPLC (CH₃CN/ 0.1% ammonium acetate 20:80-100:0). The fractions containing the product were lyophilized and 4.0mg (33%) of the title compound was obtained. M/z: 745.4 (M - 1). NMR (DMSO, 400 MHz): 1.19-2.30 (m, 2H), 1.30-1.40 (m, 2H), 1.40-1.52 (m, 2H), 1.52-1.68 (m, 2H), 2.63-2.75 (m, 2H), 2.83-2.95 (m, 2H), 3.7-3.8 (m, 1H), 4.28 (dd, 1H), 4.60 (dd, 2H), 4.68-4.76 (m, 1H), 5.04 (dd, 1H), 5.48
10 (d, 1H), 6.95 (d, 2H), 7.05-7.17 (m, 4H), 7.19-7.28 (m, 5H), 7.30-7.40 (m, 6H), 7.88 (d, 1H), 8.55 (d, 1H).

Example 5

15 *N*-{[4-((2*R*,3*R*)-1-(4-fluorophenyl)-3-{[2-(4-fluorophenyl)-2-hydroxyethyl]thio}-4-oxoazetidin-2-yl)phenoxy]acetyl}-L-tryptophyl-D-phenylalanine

N-{[4-((2*R*,3*R*)-1-(4-Fluorophenyl)-3-{[2-(4-fluorophenyl)-2-hydroxyethyl]thio}-4-oxoazetidin-2-yl)phenoxy]acetyl}-L-tryptophan (0.015 g, 0.022 mmol) was dissolved in
20 CH₂Cl₂ (2 ml). H-D-Phe-OTBU hydrochloride (0.007 g, 0.027 mmol) and *N*-Methylmorpholine (0.007 g, 0.067 mmol) were added. After 10 minutes TBTU (0.009 g, 0.029 mmol) was added. The reaction mixture was stirred at room temperature for 2h. The mixture was then passed through a short pad of silica gel and eluted with EtOAc/CH₂Cl₂
25 25/75. The pure fractions were collected and concentrated. The resulting tert-butyl ester was hydrolysed by the addition of formic acid (0.5 ml) followed by stirring at room temperature overnight. The resulting product was concentrated and dissolved in 2 ml of MeOH. Et₃N (0.1ml) was added in order to hydrolyze the formylated product. The mixture was allowed to stir overnight. The solvent was evaporated and the residue was purified by preparative HPLC
30 using a gradient of 20-60% CH₃CN in 0.1 M NH₄OAc buffer as mobile phase. Freeze-drying afforded the title product (0.004 g, 22%) as a colourless solid. M/z: 817.3 (M - 1). ¹H NMR (CD₃CN, 400 MHz) δ 2.82-3.20 (m, 6H), 4.07-4.15 (m, 1H), 4.29-4.39 (m, 2H), 4.54-4.89 (m, 4H), 6.74-7.53 (m, 22H), 9.14-9.20 (m, 1H).

Example 6

5

***N*-((2*R*)-2-[(4-{(2*R*,3*R*)-3-[(2-hydroxy-2-phenylethyl)thio]-4-oxo-1-phenylazetidin-2-yl}phenoxy)acetyl]amino)-2-phenylacetyl)glycine**

- 10 [4-((2*R*,3*R*)-3-{[(5,5-Dimethyl-2-phenyl-1,3-dioxan-2-yl)methyl]thio}-4-oxo-1-phenylazetidin-2-yl)phenoxy]acetic acid (0.050 g, 0.094 mmol) was dissolved in CH₂Cl₂ (5 ml). *tert*-Butyl *N*-[(2*R*)-2-amino-2-phenylacetyl]glycinate (0.030 g, 0.112 mmol) and *N*-methylmorpholine (0.028 g, 0.281 mmol) were added. After 5 minutes TBTU (0.039 g, 0.122 mmol) was added. After 1h, HPLC showed a full conversion to the corresponding tert-
- 15 butylester. The reaction mixture was purified by chromatography on silica gel and eluted with EtOAc/CH₂Cl₂ (25/75). Pure fractions were collected and concentrated. The residue was dissolved in 3 ml CH₂Cl₂ and 1 ml trifluoroacetic acid was added. The reaction mixture was allowed to stir at room temperature for 2h after which the resulting acid was concentrated in vacuo. The remaining TFA was removed through co-evaporation with toluene (2 ml). The
- 20 acid was dissolved in 3 ml of MeOH and sodiumborohydride (10 mg, 0.264 mmol) was added. After 5 minutes, HPLC showed a full conversion to the corresponding alcohol. The reaction was quenched by the addition of 1 ml of 0.1M NH₄OAc buffer followed by concentration of the mixture. Purification by preparative HPLC of the residue using a gradient of 20-60% CH₃CN in 0.1 M NH₄OAc buffer as mobile phase and lyophilisation afforded the
- 25 title product (0.032 g, 54%) as a colourless solid. M/z: 638.5 (M - 1). ¹H NMR [(CD₃)₂SO), 400 MHz] δ 2.90-2.94 (m, 2H), 3.45-3.65 (m, 2H), 4.25-4.27 (m, 1H), 4.59 (d, 1H), 4.64 (d, 1H), 4.68-4.75 (m, 1H), 5.02-5.05 (m, 1H), 5.57 (d, 1H), 6.94-7.41 (m, 19H), 8.28 (s, br, 1H), 8.55 (d, 1H).

30

Example 7

***N*-[(4-{(2*R*,3*R*)-3-[(2-hydroxy-2-phenylethyl)thio]-4-oxo-1-phenylazetidin-2-yl}phenoxy)acetyl]glycyl-D-phenylalanine**

5

N-[(4-{(2*R*,3*R*)-4-Oxo-3-[(2-oxo-2-phenylethyl)thio]-1-phenylazetidin-2-yl}phenoxy)acetyl]glycine was dissolved in CH₂Cl₂ (3 ml). (R)-Phenylalanine tert-butyl ester hydrochloride (0.012 g, 0.045 mmol) and N-methylmorpholine (0.011 g, 0.113 mmol) were added. After 5 minutes TBTU (0.016 g, 0.049 mmol) was added. After 1 h, full conversion to

- 10 the corresponding tert-butyl ester was obtained. The reaction mixture purified by chromatography on silica gel and eluted with EtOAc/ CH₂Cl₂ 25/75. Pure fractions were collected and concentrated. The residue was dissolved in 3 ml CH₂Cl₂ and 0.5 ml trifluoroacetic acid and the reaction was allowed to stir at room temperature overnight. The resulting acid was concentrated and dissolved in 3 ml of MeOH. Sodiumborohydride (0.010
- 15 g, 0.264 mmol) was added. Full conversion to the corresponding alcohol was obtained after 5 minutes. The reaction was quenched by the addition of 1 ml of 0.1M NH₄OAc buffer. Concentration followed by preparative HPLC using a gradient of 20-60% CH₃CN in 0.1M NH₄OAc buffer as mobile phase afforded the title product (0.021 g, 84%) as a colourless solid after freeze-drying. M/z: 652.3 (M - 1). ¹H NMR [(CD₃)₂SO), 400 MHz] δ 2.85-3.05 (m, 4H),
- 20 3.62-3.80 (m, 2H), 4.18-4.35 (m, 2H), 4.48 (d, 1H), 4.51 (d, 1H), 4.68-4.78 (m, 1H), 4.99-5.03 (m, 1H), 6.93-7.35 (m, 19H), 7.65-7.80 (m, 1H), 8.23-8.29 (m, 1H).

Example 8

25

***N*-[(2*R*)-2-({[4-((2*R*,3*R*)-1-(4-fluorophenyl)-3-{[2-(4-fluorophenyl)-2-hydroxyethyl]thio}-4-oxoazetidin-2-yl}phenoxy)acetyl}amino)-2-phenylacetyl]-L-alanine**

30

(2*R*)-({[4-((2*R*,3*R*)-1-(4-Fluorophenyl)-3-{[2-(4-fluorophenyl)-2-oxoethyl]thio}-4-oxoazetidin-2-yl}phenoxy)acetyl}amino)(phenyl)acetic acid (0.040 g, 0.065 mmol) was dissolved in CH₂Cl₂ (5 ml). *tert*-Butyl L-alaninate hydrochloride (0.014 g, 0.078 mmol) and

- N-methyl-morpholine (0.020 g, 0.195 mmol) were added. After 5 minutes TBTU (0.027 g, 0.084 mmol) was added. The reaction was allowed to stir for 1 h after which the resulting tert-butyl ester was purified by chromatography on silica gel and eluted with EtOAc/ CH₂Cl₂ 25/75. Pure fractions were concentrated and dissolved in CH₂Cl₂ (4 ml) and trifluoroacetic acid (0.5 ml). After 1.5 h at room temperature, full conversion to the corresponding acid was obtained. The reaction mixture was concentrated and the residue of TFA was removed by co-evaporation with toluene (3 ml). The crude acid was dissolved in MeOH (3 ml) and NaBH₄ (0.010 g, 0.260 mmol) was added. Full conversion to the corresponding alcohol was obtained after 5 minutes. The reaction was quenched by the addition of 0.1M NH₄OAc buffer (1 ml).
- 10 The mixture was concentrated and the residue was purified by preparative HPLC using a gradient of 20-50% CH₃CN in 0.1M NH₄OAc buffer as mobile phase. Freeze-drying afforded the title compound (0.020 g, 45%) as a colourless solid. M/z: 688.4 (M - 1). ¹H NMR [(CD₃)₂SO], 400 MHz] δ 2.30-2.35 (m, 3H), 2.86-2.94 (m, 2H), 3.15-3.31 (m, 1H), 4.26-4.28 (m, 1H), 4.59 (d, 1H), 4.64 (d, 1H), 4.70-4.76 (m, 1H), 5.04-5.07 (m, 1H), 5.46 (d, 1H), 6.94-7.36 (m, 17H), 8.43-8.55 (m, 2H).
- 15

Example 9

- 20 ***N*-[*(2R)*-2-([4-((*2R,3R*)-1-(4-fluorophenyl)-3-[[2-(4-fluorophenyl)-2-hydroxyethyl]thio]-4-oxoazetidin-2-yl)phenoxy]acetyl)amino]-2-phenylacetyl]-*D*-alanine**
- 25 (*2R*)-([4-((*2R,3R*)-1-(4-Fluorophenyl)-3-[[2-(4-fluorophenyl)-2-oxoethyl]thio]-4-oxoazetidin-2-yl)phenoxy]acetyl)amino)(phenyl)acetic acid (0.040 g, 0.065 mmol) was dissolved in CH₂Cl₂ (5 ml). *tert*-Butyl *D*-alaninate hydrochloride (0.014 g, 0.078 mmol) and N-methyl-morpholine (0.020 g, 0.195 mmol) were added. After 5 minutes TBTU (0.027 g, 0.084 mmol) was added. The reaction was allowed to stir overnight and the resulting tert-
- 30 butyl ester was purified on silica gel and eluted with EtOAc/ CH₂Cl₂ (25/75). The pure fractions were concentrated. The residue was dissolved in CH₂Cl₂ (4 ml) and trifluoroacetic acid (0.5 ml). After 1.5h at room temperature, full conversion to the corresponding acid was obtained. The reaction mixture was concentrated and the remaining TFA was removed

through co-evaporation with toluene (3 ml). The crude acid was dissolved in MeOH (3 ml) and NaBH₄ (0.010 g, 0.260 mmol) was added. Full conversion to the corresponding alcohol was obtained after 5 minutes. The reaction was quenched by the addition of 0.1M NH₄OAc buffer (1 ml). The mixture was concentrated and the residue was purified by preparative

5 HPLC using a gradient of 20-50% CH₃CN in 0.1M NH₄OAc buffer as mobile phase. Freeze-drying gave the title compound (0.024 g, 54%) as a colourless solid. M/z: 688.6 (M-1). ¹H NMR [(CD₃)₂SO], 400 MHz] δ 1.10-1.24 (m, 3H), 2.89-2.94 (m, 2H), 3.99-4.08 (m, 1H), 4.26-4.30 (m, 1H), 4.60 (d, 1H), 4.64 (d, 1H), 4.70-4.78 (m, 1H), 5.02-5.08 (m, 1H), 5.53-5.56 (d, 1H), 6.94-7.40 (m, 17H), 8.39-8.59 (m, 2H).

10

Example 10

(2R)-{[4-((2R,3R)-1-(4-fluorophenyl)-3-[[2-(4-fluorophenyl)-2-hydroxyethyl]thio]-4-oxoazetidin-2-yl)phenoxy]acetyl}amino)-2-phenylacetyl}amino}(phenyl)acetic acid

15

20 (2R)-{[4-((2R,3R)-1-(4-Fluorophenyl)-3-[[2-(4-fluorophenyl)-2-oxoethyl]thio]-4-oxoazetidin-2-yl)phenoxy]acetyl}amino)(phenyl)acetic acid (0.040 g, 0.065 mmol) was dissolved in CH₂Cl₂ (5 ml) and *tert*-butyl (2R)-amino(phenyl)acetate (0.016 g, 0.078 mmol) and N-methyl-morpholine (0.020 g, 0.195 mmol) were added. After 5 minutes TBTU (0.027 g, 0.084 mmol) was added. The reaction was allowed to stir at room temperature for 3 h after

25 which the resulting *tert*-butyl ester was purified on silica gel and eluted with EtOAc/ CH₂Cl₂ 25/75. Pure fractions were concentrated. The residue was dissolved in CH₂Cl₂ (3 ml) and TFA (0.5 ml). The reaction mixture was allowed to stir overnight at room temperature. The resulting acid was concentrated and the remaining trace of TFA was removed by co-evaporation with toluene (3 ml). The acid was dissolved in MeOH (3 ml) and NaBH₄ (0.010

30 g, 0.260 mmol) was added. After 5 minutes, full conversion to the corresponding alcohol was obtained. The reaction was quenched by the addition of 1 ml of 0.1M NH₄OAc buffer. Concentration followed by purification on preparative HPLC using a gradient of 20-50% CH₃CN in 0.1M NH₄OAc buffer as mobile phase and freeze-drying of the pure fractions

afforded the title compound (0.034 g, 70%) as a colourless solid. M/z : 750.4 (M-1). ^1H NMR $[(\text{CD}_3)_2\text{SO}]$, 400 MHz] δ 2.88-2.94 (m, 2H), 4.23-4.29 (m, 1H), 4.56-4.65 (m, 2H), 4.70-4.78 (m, 1H), 4.91-5.06 (m, 2H), 5.65-5.75 (m, 1H), 6.93-7.42 (m, 22H), 8.54-8.69 (m, 2H).

5

Example 11

(2S)-{[(2R)-2-({[4-((2R,3R)-1-(4-fluorophenyl)-3-{[2-(4-fluorophenyl)-2-hydroxyethyl]thio}-4-oxoazetidin-2-yl)phenoxy]acetyl}amino)-2-phenylacetyl]amino}(phenyl)acetic acid

(2R)-({[4-((2R,3R)-1-(4-Fluorophenyl)-3-{[2-(4-fluorophenyl)-2-oxoethyl]thio}-4-oxoazetidin-2-yl)phenoxy]acetyl}amino)(phenyl)acetic acid (0.040 g, 0.065 mmol) was dissolved in CH_2Cl_2 (5 ml). *tert*-Butyl (2S)-amino(phenyl)acetate (0.016 g, 0.078 mmol) and N-methyl-morpholine (0.020 g, 0.195 mmol) were added. After 5 minutes, TBTU (0.027 g, 0.084 mmol) was added. The reaction mixture was stirred at room temperature for 3 h. The resulting *tert*-butyl ester was purified on silica gel and eluted with EtOAc/ CH_2Cl_2 (25/75). The pure fractions were concentrated. The residue was dissolved in CH_2Cl_2 (3 ml) and TFA (0.5 ml). The reaction mixture was stirred overnight at room temperature. The resulting acid was concentrated and the remaining trace of TFA was removed by co-evaporation with toluene (3 ml). The acid was dissolved in MeOH (3 ml) and NaBH_4 (0.010 g, 0.260 mmol) was added. After 5 minutes, full conversion to the corresponding alcohol was obtained. The reaction was quenched by the addition of 1 ml of 0.1M NH_4OAc buffer. Concentration followed by purification on preparative HPLC using a gradient of 20-50% CH_3CN in 0.1M NH_4OAc buffer as mobile phase and freeze-drying of the pure fractions afforded the title compound (0.037 g, 76%) as a colourless solid. M/z : 750.6 (M-1). ^1H NMR $[(\text{CD}_3)_2\text{SO}]$, 400 MHz] δ 2.87-2.94 (m, 2H), 4.25-4.28 (m, 1H), 4.58-4.78 (m, 3H), 5.01-5.07 (m, 2H), 5.65-5.74 (m, 1H), 6.94-7.39 (m, 22H), 8.53-8.72 (m, 2H).

30

Example 12

N-[(2*R*)-2-({[4-((2*R*,3*R*)-1-(4-fluorophenyl)-3-{[2-(4-fluorophenyl)-2-hydroxyethyl]thio}-4-oxoazetidin-2-yl)phenoxy]acetyl}amino)-2-phenylacetyl]-D-serine

- 5 (2*R*)-({[4-((2*R*,3*R*)-1-(4-Fluorophenyl)-3-{[2-(4-fluorophenyl)-2-oxoethyl]thio}-4-oxoazetidin-2-yl)phenoxy]acetyl}amino)(phenyl)acetic acid (0.040 g, 0.065 mmol), *tert*-butyl *O*-(*tert*-butyl)-D-serinate hydrochloride (0.020 g, 0.078 mmol) and *N*-methyl-morpholine (0.020 g, 0.195 mmol) were dissolved in CH₂Cl₂ (5 ml) at room temperature. After 5 minutes, TBTU (0.027 g, 0.084 mmol) was added. After 1h, full conversion to the corresponding *tert*-
- 10 butyl ester was obtained. The reaction mixture was purified on silica gel and eluted with EtOAc/ CH₂Cl₂ (25/75). Pure fractions were collected and concentrated. The residue was dissolved in 3 ml CH₂Cl₂ and 1 ml TFA. The reaction mixture was stirred for 1.5h and concentrated. The remaining trace of TFA was azeotropically removed by co-evaporation with toluene (3 ml). The crude acid was dissolved in MeOH (3 ml) and NaBH₄ (0.010 g,
- 15 0.260 mmol) was added. Full conversion to the corresponding alcohol was obtained after 5 minutes. The reaction was quenched by the addition of 0.1M NH₄OAc buffer (2 ml). Purification on preparative HPLC using a gradient of 20-50% CH₃CN in 0.1M NH₄OAc buffer as mobile phase followed by freeze-drying of the pure fractions afforded the title compound (0.032 g, 71%) as a colourless solid. M/z: 704.7 (M-1). ¹H NMR [(CD₃)₂SO], 400
- 20 MHz] δ 2.88-2.94 (m, 2H), 3.42-3.46 (m, 1H), 3.58-3.61 (m, 1H), 3.85-3.90 (m, 1H), 4.26-4.29 (m, 1H), 4.59 (d, 1H), 4.64 (d, 1H), 4.70-4.77 (m, 1H), 5.04-5.07 (m, 1H), 5.57-5.65 (m, 1H), 6.95-7.41 (m, 17H), 8.08-8.20 (m, 1H), 8.53-8.56 (m, 1H).

25 Example 13

N-[(2*R*)-2-({[4-((2*R*,3*R*)-1-(4-fluorophenyl)-3-{[2-(4-fluorophenyl)-2-hydroxyethyl]thio}-4-oxoazetidin-2-yl)phenoxy]acetyl}amino)-2-phenylacetyl]-L-threonine

30

(2*R*)-({[4-((2*R*,3*R*)-1-(4-Fluorophenyl)-3-{[2-(4-fluorophenyl)-2-oxoethyl]thio}-4-oxoazetidin-2-yl)phenoxy]acetyl}amino)(phenyl)acetic acid (0.030 g, 0.049 mmol), *tert*-butyl

O-(*tert*-butyl)-L-threoninate (0.014 g, 0.058 mmol) and N-methyl-morpholine (0.015 g, 0.146 mmol) were dissolved in CH₂Cl₂ (4 ml). After 5 minutes, TBTU (0.020 g, 0.063 mmol) was added. Full conversion to the corresponding *tert*-butyl ester was obtained after 1 h. The reaction mixture was purified on silica gel and eluted with EtOAc/ CH₂Cl₂ (25/75). Pure fractions were collected and concentrated. The residue was dissolved in 3 ml CH₂Cl₂ and 1 ml TFA and the mixture was stirred for 1.5 h. The resulting acid was concentrated. The remaining trace of TFA was azeotropically removed by co-evaporation with toluene (3 ml). The crude acid was dissolved in MeOH (3 ml) and NaBH₄ (0.007 g, 0.195 mmol) was added. Full conversion to the corresponding alcohol was obtained after 5 minutes. The reaction was quenched by the addition of 0.1M NH₄OAc buffer (2 ml). Purification by preparative HPLC using a gradient of 20-50% CH₃CN in 0.1M NH₄OAc buffer as eluent followed by freeze-drying of the pure fractions afforded the title compound (0.025 g, 71%) as a colourless solid. M/z: 721.1. ¹H NMR [(CD₃)₂SO], 400 MHz] δ 0.69 (d, 3H), 2.88-2.93 (m, 2H), 3.79-3.85 (m, 1H), 3.96-4.01 (m, 1H), 4.27-4.30 (m, 1H), 4.60 (d, 1H), 4.64 (d, 1H), 4.71-4.79 (m, 1H), 5.02-5.08 (m, 1H), 5.65-5.69 (m, 1H), 6.95-7.42 (m, 17H), 8.01-8.09 (m, 1H), 8.51-8.59 (m, 1H).

Example 14

*N*²-[(2*R*)-2-({[4-((2*R*,3*R*)-1-(4-fluorophenyl)-3-{[2-(4-fluorophenyl)-2-hydroxyethyl]thio}-4-oxoazetidin-2-yl)phenoxy]acetyl}amino)-2-phenylacetyl]-L-asparagine

25

(2*R*)-({[4-((2*R*,3*R*)-1-(4-Fluorophenyl)-3-{[2-(4-fluorophenyl)-2-oxoethyl]thio}-4-oxoazetidin-2-yl)phenoxy]acetyl}amino)(phenyl)acetic acid (0.030 g, 0.049 mmol), *tert*-butyl L-asparaginate hydrochloride (0.013 g, 0.058 mmol) and N-methyl-morpholine (0.015 g, 0.146 mmol) were dissolved in CH₂Cl₂ (4 ml). TBTU (0.020 g, 0.063 mmol) was added after 5 minutes. Full conversion to the corresponding *tert*-butyl ester was obtained after 1 h. The reaction mixture was purified on silica gel and eluted with EtOAc. The pure fractions were collected and concentrated. The residue was dissolved in 3 ml CH₂Cl₂ and 1 ml TFA and the mixture was stirred for 0.5h. The resulting acid was concentrated. The remaining trace of

TFA was azeotropically removed by co-evaporation with toluene (3 ml). The crude acid was dissolved MeOH (3 ml) and NaBH₄ (0.007 g, 0.195 mmol) was added. Full conversion to the corresponding alcohol was obtained after 5 minutes. The reaction was quenched by the addition of 0.1M NH₄OAc buffer (2 ml). Purification by preparative HPLC using a gradient of 20-40% CH₃CN in 0.1M NH₄OAc buffer as eluent followed by freeze-drying of the pure fractions afforded the title compound (0.024 g, 67%) as a colourless solid. M/z: 731.6 (M-1). ¹H NMR [(CD₃)₂SO], 400 MHz] δ 2.16-2.23 (m, 1H), 2.32-2.42 (m, 1H), 2.87-2.95 (m, 2H), 4.20-4.30 (m, 2H), 4.59-4.78 (m, 3H), 5.03-5.07 (m, 1H), 5.54-5.59 (m, 1H), 6.68-6.73 (m, 1H), 6.94-7.38 (m, 17H), 7.78-7.83 (m, 1H), 8.22-8.37 (m, 1H), 8.50-8.58 (m, 1H).

10

Example 15

N-[*(2R)*-2-({[4-((*2R,3R*)-1-(4-fluorophenyl)-3-{[2-(4-fluorophenyl)-2-hydroxyethyl]thio}-4-oxoazetidin-2-yl)phenoxy]acetyl}amino)-2-phenylacetyl]-L-aspartic acid

15

(*2R*)-({[4-((*2R,3R*)-1-(4-Fluorophenyl)-3-{[2-(4-fluorophenyl)-2-oxoethyl]thio}-4-oxoazetidin-2-yl)phenoxy]acetyl}amino)(phenyl)acetic acid (0.020 g, 0.032 mmol), di-*tert*-butyl L-aspartate hydrochloride (0.011 g, 0.039 mmol) and N-methyl-morpholine (0.010 g, 0.097 mmol) were dissolved in CH₂Cl₂ (3 ml). After 5 minutes, TBTU (0.014 g, 0.042 mmol) was added. Full conversion to the corresponding *tert*-butyl ester was obtained after 1 h. The reaction mixture was purified on silica gel and eluted with EtOAc/ CH₂Cl₂ (25/75). The pure fractions were collected and concentrated. The residue was dissolved in 3 ml of CH₂Cl₂ and 1 ml of TFA. The reaction mixture was stirred for 2h and the resulting acid was concentrated. The remaining trace of TFA was azeotropically removed by co-evaporation with toluene (3 ml). The crude acid was dissolved in MeOH (3 ml) and NaBH₄ (0.005 g, 0.130 mmol) was added. Full conversion to the corresponding alcohol was obtained after 5 minutes. The reaction was quenched by the addition of 0.1M NH₄OAc buffer (2 ml). Purification by preparative HPLC using a gradient of 10-40% CH₃CN in 0.1M NH₄OAc buffer as eluent followed by freeze-drying of the pure fractions afforded the title compound (0.018 g, 76%) as a colourless solid. M/z: 715.7 (M-18). ¹H NMR [(CD₃)₂SO], 400 MHz] δ 2.00-2.08 (m, 1H), 2.31-2.50 (m, 1H), 2.88-2.94 (m, 2H), 4.18-4.22 (m, 1H), 4.27-4.30 (m, 1H), 4.60-4.78 (m, .

3H), 5.03-5.08 (m, 1H), 5.55-5.65 (m, 1H), 6.94-7.40 (m, 17H), 8.22-8.39 (m, 1H), 8.50-8.59 (m, 1H).

5 Example 16

***N*-[*(2R)*-2-([4-((*2R,3R*)-1-(4-fluorophenyl)-3-{[2-(4-fluorophenyl)-2-hydroxyethyl]thio}-4-oxoazetidin-2-yl)phenoxy]acetyl]amino)-2-phenylacetyl]-*D*-valine**

10

(*2R*)-([4-((*2R,3R*)-1-(4-Fluorophenyl)-3-{[2-(4-fluorophenyl)-2-oxoethyl]thio}-4-oxoazetidin-2-yl)phenoxy]acetyl]amino)(phenyl)acetic acid (0.010 g, 0.016 mmol), *tert*-butyl *D*-valinate hydrochloride (0.004 g, 0.020 mmol) and *N*-methyl-morpholine (0.005 g, 0.049 mmol) were dissolved in CH₂Cl₂ (3 ml). After 5 minutes, TBTU (0.007 g, 0.021 mmol) was added. Full conversion to the corresponding *tert*-butyl ester was obtained after 1h. The reaction mixture was purified on silica gel and eluted with EtOAc/ CH₂Cl₂ (25/75). The pure fractions were collected and concentrated. The residue was dissolved in 3 ml CH₂Cl₂ and 0.5 ml TFA. The reaction mixture was stirred for 1.5 h and concentrated. The remaining trace of TFA was azeotropically removed by co-evaporation with toluene (3 ml). The crude acid was dissolved in MeOH (2 ml) and NaBH₄ (0.002 g, 0.065 mmol) was added. Full conversion to the corresponding alcohol was obtained after 5 minutes. The reaction was quenched by the addition of 0.1M NH₄OAc buffer (2 ml). Purification by preparative HPLC using a gradient of 20-50% CH₃CN in 0.1M NH₄OAc buffer as mobile phase followed by freeze-drying of the pure fractions afforded the title compound (0.004 g, 34%) as a colourless solid. *M/z*: 716.6 (*M*-1). ¹H NMR [(CD₃)₂SO], 400 MHz] δ 0.81-0.85 (m, 6H), 1.98-2.09 (m, 1H), 2.88-2.93 (m, 2H), 3.92-3.98 (m, 1H), 4.22-4.30 (m, 1H), 4.60 (d, 1H), 4.64 (d, 1H), 4.70-4.78 (m, 1H), 5.02-5.07 (m, 1H), 5.62 (d, 1H), 6.94-7.40 (m, 17H), 8.18-8.22 (m, 1H), 8.52 (d, 1H).

30

Example 17

N-[(2*R*)-2-({[4-((2*R*,3*R*)-1-(4-fluorophenyl)-3-{[2-(4-fluorophenyl)-2-hydroxyethyl]thio}-4-oxoazetidin-2-yl)phenoxy]acetyl}amino)-2-phenylacetyl]-L-valine

5

(2*R*)-({[4-((2*R*,3*R*)-1-(4-Fluorophenyl)-3-{[2-(4-fluorophenyl)-2-oxoethyl]thio}-4-oxoazetidin-2-yl)phenoxy]acetyl}amino)(phenyl)acetic acid (0.020 g, 0.032 mmol), *tert*-butyl L-valinate hydrochloride (0.008 g, 0.039 mmol) and N-methyl-morpholine (0.010 g, 10 0.097 mmol) were dissolved in CH₂Cl₂ (4 ml). After 5 minutes, TBTU (0.014 g, 0.042 mmol) was added. Full conversion to the corresponding *tert*-butyl ester was obtained after 1 h. The reaction mixture was purified on silica gel and eluted with EtOAc/ CH₂Cl₂ (25/75). The pure fractions were collected and concentrated. The residue was dissolved in 3 ml CH₂Cl₂ and 1 ml TFA. The reaction mixture was stirred for 1.5h and concentrated. The remaining trace of TFA 15 was azeotropically removed by co-evaporation with toluene (3 ml). The crude acid was dissolved in MeOH (3 ml) and NaBH₄ (0.005 g, 0.130 mmol) was added. Full conversion to the corresponding alcohol was obtained after 5 minutes. The reaction was quenched by the addition of 0.1M NH₄OAc buffer (2 ml). Purification by preparative HPLC using a gradient of 20-50% CH₃CN in 0.1M NH₄OAc buffer as eluent followed by freeze-drying of the pure 20 fractions afforded the title compound (0.011 g, 47%) as a colourless solid. M/z: 716.5 (M-1). ¹H NMR [(CD₃)₂SO], 400 MHz] δ 0.60 (d, 3H), 0.68 (d, 3H), 1.95-2.05 (m, 1H), 2.88-2.94 (m, 2H), 4.00-4.08 (m, 1H), 4.27-4.30 (m, 1H), 4.61 (d, 1H), 4.64 (d, 1H), 4.70-4.78 (m, 1H), 5.02-5.09 (m, 1H), 5.64-5.75 (m, 1H), 6.94-7.44 (m, 17H), 8.39-8.45 (m, 1H), 8.50-8.58 (m, 1H).

25

Example 18

N-((2*R*)-2-{[(4-{(2*R*,3*R*)-3-[(2-hydroxy-2-phenylethyl)thio]-4-oxo-1-phenylazetidin-2-yl}phenoxy)acetyl]amino}-2-phenylacetyl)-L-serine

30

[4-((2*R*,3*R*)-3-{[(5,5-Dimethyl-2-phenyl-1,3-dioxan-2-yl)methyl]thio}-4-oxo-1-phenylazetidin-2-yl)phenoxy]acetic acid (0.030 g, 0.056 mmol), *tert*-butyl *N*-[(2*R*)-2-amino-2-phenylacetyl]-*O*-(*tert*-butyl)-L-serinate (0.024 g, 0.068 mmol) and *N*-methyl-morpholine (0.017 g, 0.169 mmol) were dissolved in CH₂Cl₂ (5 ml). After 5 minutes, TBTU (0.023 g, 0.073 mmol) was added. Full conversion to the corresponding *tert*-butyl ester was obtained after 1 h. The reaction mixture was purified on silica gel and eluted with EtOAc/ CH₂Cl₂ (25/75). The pure fractions were collected and concentrated. The residue was dissolved in 3 ml CH₂Cl₂ and 1 ml TFA. The reaction mixture was stirred overnight and concentrated. The remaining trace of TFA was azeotropically removed by co-evaporation with toluene (3 ml).

10 The crude acid was dissolved in MeOH (4 ml) and NaBH₄ (0.009 g, 0.225 mmol) was added. Full conversion to the corresponding alcohol was obtained after 5 minutes. The reaction was quenched by the addition of 0.1M NH₄OAc buffer (2 ml). Purification by preparative HPLC using a gradient of 20-50% CH₃CN in 0.1M NH₄OAc buffer as mobile phase followed by freeze-drying of the pure fractions afforded the title compound (0.022 g, 58%) as a colourless

15 solid. *M/z*: 668.5 (M-1). ¹H NMR [(CD₃)₂SO], 400 MHz] δ 2.89-2.94 (m, 2H), 3.30-3.35 (m, 1H), 3.46-3.50 (m, 1H), 3.94-4.00 (m, 1H), 4.25-4.27 (m, 1H), 4.60 (d, 1H), 4.65 (d, 1H), 4.69-4.77 (m, 1H), 5.00-5.05 (m, 1H), 5.59-5.66 (m, 1H), 6.94-7.39 (m, 19H), 8.20-8.25 (m, 1H), 8.50-8.58 (m, 1H).

20

Example 19

N-{[4-((2*R*,3*R*)-1-(4-fluorophenyl)-3-{[2-(4-fluorophenyl)-2-hydroxyethyl]thio}-4-oxoazetidin-2-yl)phenoxy]acetyl}-D-alanyl-D-valine

25

N-{[4-((2*R*,3*R*)-1-(4-Fluorophenyl)-3-{[2-(4-fluorophenyl)-2-oxoethyl]thio}-4-oxoazetidin-2-yl)phenoxy]acetyl}-D-alanine (0.040g, 0.072 mmol) was dissolved in CH₂Cl₂ (5 ml). *tert*-Butyl D-valinate hydrochloride (0.018 g, 0.087 mmol), *N*-methyilmorpholine (0.022 g, 0.216 mmol) and TBTU (0.030 g, 0.094 mmol) were added. The *tert*-butyl ester was obtained after 1.5 h. The reaction mixture was purified on silica gel and eluted with CH₂Cl₂/EtOAc (75/25). The pure fractions were collected and concentrated. The residue was dissolved in CH₂Cl₂ (4

30

ml) and TFA (1 ml). The reaction mixture was stirred for 3 h and concentrated. The crude acid was dissolved in MeOH (4 ml) and NaBH₄ (0.011 g, 0.289 mmol) was added. Full conversion to the corresponding alcohol was obtained after 5 minutes. The reaction was quenched by the addition of 0.1M NH₄OAc buffer (1 ml). The reaction mixture was concentrated and the residue was purified by preparative HPLC using an eluent of 20-50% CH₃CN in 0.1M NH₄OAc buffer. This gave the title compound (0.039 g, 82%) as a colourless solid. M/z: 654.5 (M-1). ¹H NMR [(CD₃)₂SO], 400 MHz] δ 0.79 (d, 6H), 1.21 (d, 3H), 1.96-2.05 (m, 1H), 2.85-2.95 (m, 2H), 3.91-3.97 (m, 1H), 4.22-4.29 (m, 1H), 4.35-4.42 (m, 1H), 4.48 (d, 1H), 4.53 (d, 1H), 4.70-4.78 (m, 1H), 5.02-5.04 (m, 1H), 6.94-7.36 (m, 12H), 7.70-7.77 (m, 1H), 8.15 (d, 1H).

Example 20

15

***N*-{[4-((2*R*,3*R*)-1-(4-fluorophenyl)-3-[[2-(4-fluorophenyl)-2-hydroxyethyl]thio]-4-oxoazetidin-2-yl)phenoxy]acetyl}-D-alanyl-D-alanine**

20

N-{[4-((2*R*,3*R*)-1-(4-Fluorophenyl)-3-{[2-(4-fluorophenyl)-2-oxoethyl]thio}-4-oxoazetidin-2-yl)phenoxy]acetyl}-D-alanine (0.040g, 0.072 mmol) was dissolved in CH₂Cl₂ (5 ml). *tert*-Butyl D-alaninate hydrochloride (0.016 g, 0.087 mmol), *N*-methylmorpholine (0.022 g, 0.216 mmol) and TBTU (0.030 g, 0.094 mmol) were added. Full conversion to the *tert*-butyl-ester was obtained after 1.5 h. The reaction mixture was purified on silica gel and eluted with EtOAc/ CH₂Cl₂ (25/75). The pure fractions were collected and concentrated. The residue was dissolved in CH₂Cl₂ (3 ml) and TFA (1 ml). Full conversion to the acid was obtained after 2 h at room temperature. The reaction mixture was concentrated and the remaining trace of TFA was azeotropically removed by co-evaporation with toluene (3 ml). The crude acid was dissolved in MeOH (3 ml) and NaBH₄ (0.011 g, 0.289 mmol) was added. Full conversion to the corresponding alcohol was obtained after 5 minutes. The reaction was quenched by the addition of 0.1M NH₄OAc buffer (1 ml). The reaction mixture was concentrated and the

residue purified by preparative HPLC using a gradient of 20-50% CH₃CN in 0.1M NH₄OAc buffer as mobile phase. Freeze-drying of the pure fractions gave the title compound (0.039 g, 86%) as a colourless solid. M/z: 626.4 (M-1). ¹H NMR [(CD₃)₂SO], 400 MHz] δ 1.17-1.22 (m, 6H), 2.82-2.96 (m, 2H), 3.90-3.98 (m, 1H), 4.25-4.35 (m, 2H), 4.48-4.54 (m, 2H), 4.70-4.78 (m, 1H), 5.02-5.06 (m, 1H), 6.94-7.37 (m, 12H), 7.85-7.92 (m, 1H), 8.16 (d, 1H).

Example 21

10

***N*-{[4-((2*R*,3*R*)-1-(4-fluorophenyl)-3-{[2-(4-fluorophenyl)-2-hydroxyethyl]thio}-4-oxoazetidin-2-yl)phenoxy]acetyl}-D-alanyl-D-lysine**

15 *N*-{[4-((2*R*,3*R*)-1-(4-Fluorophenyl)-3-{[2-(4-fluorophenyl)-2-oxoethyl]thio}-4-oxoazetidin-2-yl)phenoxy]acetyl}-D-alanine (0.040g, 0.072 mmol) was dissolved in CH₂Cl₂ (5 ml). *tert*-Butyl *N*⁶-(*tert*-butoxycarbonyl)-D-lysinate hydrochloride (0.029 g, 0.087 mmol), *N*-methylmorpholine (0.022 g, 0.216 mmol) and TBTU (0.030 g, 0.094 mmol) were added. After 1.5 h full conversion to the ester was obtained. The reaction mixture was purified on
20 silica gel and eluted with EtOAc/ CH₂Cl₂ (25/75). The pure fractions were collected and concentrated. The residue was dissolved in CH₂Cl₂ (3 ml) and TFA (1 ml) and stirred overnight and the corresponding acid was formed. The reaction mixture was concentrated and the remaining trace of TFA was azeotropically removed by co-evaporation with toluene (3 ml). The crude acid was dissolved in MeOH (3 ml) and NaBH₄ (0.011 g, 0.288 mmol) was
25 added. The reduction was completed after 5 minutes. The reaction was quenched by the addition of 0.1M NH₄OAc buffer (1 ml). The mixture was concentrated and the residue purified by preparative HPLC using a gradient of 10-50% CH₃CN in 0.1M NH₄OAc buffer as eluent. Freeze-drying of the pure fractions afforded the title compound (0.039 g, 79%) as a colourless solid. M/z: 685.1. ¹H NMR [(CD₃)₂SO], 400 MHz] δ 1.21 (d, 3H), 1.22-1.69 (m, 6H), 2.62-2.70 (m, 2H), 2.82-2.93 (m, 2H), 3.78-3.84 (m, 1H), 4.22-4.33 (m, 2H), 4.48 (d, 1H), 4.52 (d, 1H), 4.70-4.78 (m, 1H), 5.01-5.06 (m, 1H), 6.95-7.37 (m, 12H), 7.56-7.63 (m, 1H), 8.27 (d, 1H).

Example 22

N-{[4-((2*R*,3*R*)-1-(4-fluorophenyl)-3-[[2-(4-fluorophenyl)-2-hydroxyethyl]thio]-4-oxoazetidin-2-yl)phenoxy]acetyl}-*D*-valyl-*D*-serine

- 10 *N*-{[4-((2*R*,3*R*)-1-(4-fluorophenyl)-3-[[2-(4-fluorophenyl)-2-oxoethyl]thio]-4-oxoazetidin-2-yl)phenoxy]acetyl}-*D*-valine (11 mg, 18.9 μ mol) was dissolved in DCM (2 ml). *tert*-Butyl *O*-(*tert*-butyl)-*D*-serinate hydrochloride (6.3 mg, 24.8 μ mol) and *N*-methylmorpholine (10 μ l, 91 μ mol) were added. After 5 minutes, TBTU (8.2 mg, 25.5 μ mol) was added and the reaction mixture, a white suspension, was stirred overnight. The formation of the ester was confirmed.
- 15 M/z: 780.5 (M-H). The solvent was removed under reduced pressure. The residue was dissolved in formic acid (1 ml) and stirred at 50°C for 5 h and at ambient temperature overnight. LC-MS analysis showed the formation of the formate adduct of the product. M/z: 698.2 (M+H) and 696.2 (M-H). The formic acid was removed under reduced pressure, toluene (3x1 ml) was used to assist this removal. The yellowish oily residue was dissolved in
- 20 methanol (1 ml) and triethylamine (150 μ l, 0.12 mmol) was added. The reaction mixture was stirred for 1 h. The formate was hydrolyzed; M/z: 670.1 (M+1) and 668.0 (M-1). Sodium borohydride (8.4 mg, 0.22 mmol) was added to the methanol solution. The mixture was stirred for 5 minutes. Ammonium acetate (7 mg) was added and the solvent was removed under reduced pressure. The residue was purified with preparative HPLC on a C8 column. A
- 25 gradient from 20 to 50 % MeCN in 0.1M ammonium acetate buffer was used as eluent. After freeze-drying, the title compound was obtained as a white solid (3.8 mg, 30 %). H-NMR (400 MHz, DMS- d_6): 0.80 (m, 6H), 1.95-2.05 (m, 1H), 2.87-2.93 (m, 2H), 3.46-3.60 (m, 2H), 3.86 (brs, 1H), 4.19-4.32 (m, 2H), 4.59 (br, 2H), 4.69-4.77 (m, 1H), 5.05 (m, 1H), 6.96 (d, 2H), 7.06-7.18 (m, 4H), 7.20-7.26 (m, 2H), 7.30-7.39 (m, 4H), 7.70-7.77 (brs, 1H), 7.96-8.01 (d,
- 30 1H). M/z: 670.1(M-H).

Example 23

***N*-{[4-((2*R*,3*R*)-1-(4-fluorophenyl)-3-{[2-(4-fluorophenyl)-2-hydroxyethyl]thio}-4-oxoazetidin-2-yl)phenoxy]acetyl}glycyl-D-valine**

5

N-{[4-((2*R*,3*R*)-1-(4-fluorophenyl)-3-{[2-(4-fluorophenyl)-2-oxoethyl]thio}-4-oxoazetidin-2-yl)phenoxy]acetyl}glycyl-D-valine (0.022 g, 0.034 mmol) was dissolved in methanol (2 ml). NaBH₄ (0.0025 g, 0.066 mmol) was added and when the reaction was complete according to LC-MS a few drops of acetic acid was added. The solvent was removed under reduced

- 10 pressure and the residue was purified by preparative HPLC on a Kromasil C8- column using 35% MeCN in 0.1M ammonium acetate buffer as eluent. After freeze-drying, 0.015 g (68 %) of the title product was obtained. NMR (400 MHz, CD₃COOD) 0.90 (d, 3H), 0.93 (d, 3H), 2.10-2.20 (m, 1H), 2.90-3.06 (m, 2H), 3.99 (s, 2H), 4.03 (d, 0.5H), 4.05 (d, 0.5H), 4.27-4.34 (m, 1H), 4.60 (s, 2H), 4.79-4.84 (m, 1H), 4.89 (d, 0.5H), 4.91 (d, 0.5H), 6.95-7.03 (m, 4H),
15 7.06 (d, 2H), 7.25-7.30 (m, 2H); 7.30-7.37 (m, 4H).

Example 24

20

(2*R*)-cyclohexyl[(*N*-{[4-((2*R*,3*R*)-1-(4-fluorophenyl)-3-{[2-(4-fluorophenyl)-2-hydroxyethyl]thio}-4-oxoazetidin-2-yl)phenoxy]acetyl}glycyl)amino]acetic acid

- 25 (2*R*)-cyclohexyl[(*N*-{[4-((2*R*,3*R*)-1-(4-fluorophenyl)-3-{[2-(4-fluorophenyl)-2-oxoethyl]thio}-4-oxoazetidin-2-yl)phenoxy]acetyl}glycyl)amino]acetic acid (0.0085 g, 0.013 mmol) was dissolved in methanol (2 ml). NaBH₄ (0.006 g, 0.159 mmol) was added and when the reaction was complete according to LC-MS a few drops of acetic acid was added. The solvent was removed under reduced pressure and the residue was purified by preparative
30 HPLC on a Kromasil C8- column using a stepwise gradient of 35%, 40% then 50% MeCN in 0.1M ammonium acetate buffer as eluent. After freeze-drying, 0.007 g (82 %) of the title product was obtained. NMR (500 MHz, CD₃COOD) 1.05-1.33 (m, 5H), 1.60-1.87 (m, 6H), 2.91-3.07 (m, 2H), 3.94-4.06 (m, 3H), 4.32 (d, 1H), 4.60 (s, 2H), 4.79-4.86 (m, 1H), 4.90 (d,

0.5H), 4.92 (d, 0.5H), 6.96-7.03 (m, 4H), 7.03-7.08 (brd, 2H), 7.25-7.31 (m, 2H), 7.31-7.38 (m, 4H)

5 Example 25

N-{[4-((2*R*,3*R*)-1-(4-fluorophenyl)-3-{[2-(4-fluorophenyl)-2-hydroxyethyl]thio}-4-oxoazetidin-2-yl)phenoxy]acetyl}glycyl-3-(trimethylsilyl)alanine

10

Ethyl 3-(trimethylsilyl)alaninate (20mg, 0.106mmol) was dissolved in 1.5ml Et₃N, 0.2ml MeOH and 0.2ml H₂O and stirred for 5 days. The solvent was evaporated under reduced pressure at 40°C. Et₃N, 1ml, was added and evaporated.

N-{[4-((2*R*,3*R*)-1-(4-Fluorophenyl)-3-{[2-(4-fluorophenyl)-2-oxoethyl]thio}-4-oxoazetidin-2-yl)phenoxy]acetyl}glycine (20mg, 0.037mmol) was dissolved in 1.5ml dry DMF. *N*-Methylmorpholine (0.010ml, 0.109mmol) and TBTU (15mg, 0.047mmol) were added and the mixture was stirred for 1.5h. The Et₃N-salt of the above hydrolyzed amino acid was added and the mixture was stirred for 3h. A few drops of water were added and the mixture was stirred for 15 min. MeOH (2ml) and NaBH₄ (ca 15mg) were added. After 15 min ca 20mg
15
20 NH₄Ac was added. The mixture was left overnight and was purified using preparative HPLC on a C8 column. A gradient from 20-50% MeCN in 0.1M ammonium acetate was used as mobile phase. A pure product fraction was collected and lyophilized. Mass: 14.5mg. The solid was placed in the vacuum oven at 40°C for 5h. M/z: 684 (M-1). NMR (400 MHz, DMSO-*d*₆): 8.23 (t, 1H), 7.88-7.98 (m, 1H), 7.30-7.38 (m, 4H), 7.20-7.25 (m, 2H), 7.05-7.18 (m, 4H),
25 6.98 (d, 2H), 5.02-5.07 (m, 1H), 4.67-4.76 (m, 1H), 4.51 (s, 2H), 4.24-4.33 (m, 1H), 4.05-4.15 (m, 1H), 3.65-3.80 (m, 2H), 2.82-2.98 (m, 2H), 0.85-1.03 (m, 2H), 0.04 (s, 9H).

30

Example 26

N-{[4-((2*R*,3*R*)-1-(4-fluorophenyl)-3-{[2-(4-fluorophenyl)-2-hydroxyethyl]thio}-4-oxoazetidin-2-yl)phenoxy]acetyl}glycyl-D-tyrosine

5

A mixture of 3-(*R*)-4-(*R*)-1-(4-Fluorophenyl)-3-[(4-fluorobenzoyl)methylthio]-4-{4-[*N*-(carboxymethyl) carbamoylmethoxy]phenyl}azetidin-2-one (0.0227g, 0.042 mmol), (*R*)-tyrosine *tert*-butylester (0.0144g, 0.061 mmol), *N*-methylmorpholin (0.012 ml, 0.111 mmol) in DCM (2ml) was stirred at room temperature. TBTU (0.018 g, 0.056 mmol) was added and the mixture was stirred overnight. Trifluoroacetic acid (0.65 ml) was added and after a couple of hours the hydrolysis was complete. The solvent was removed under reduced pressure and the residue was purified by preparative HPLC on a Kromasil C8- column using a gradient of 5-100% MeCN in 0.15% trifluoroacetic acid buffer as eluent. After removing the solvent under reduced pressure the compound (*M/z* 704.1) was dissolved in methanol (2 ml). NaBH₄ (0.004 g, 0.105 mmol) was added and when the reaction was complete a few drops of acetic acid was added. The solvent was removed under reduced pressure and the residue was purified by preparative HPLC on a Kromasil C8- column using 35% MeCN in 0.1M ammonium acetate buffer as eluent. After freeze-drying, 0.021 g (71 %) of the title product was obtained. NMR (400 MHz, CD₃COOD) 2.85-3.10 (m, 4H), 3.90 (ABq, 2H), 4.03 (d, 0.5H), 4.05 (d, 0.5H), 4.51 (dd, 1H), 4.55 (ABq, 2H), 4.79-4.84 (m, 1H), 4.89 (d, 0.5H), 4.90 (d, 0.5H), 6.62-6.67 (m, 2H), 6.95-7.05 (m, 8H), 7.25-7.37 (m, 6H)

Example 27

25

N-{[4-((2*R*,3*R*)-1-(4-fluorophenyl)-3-{[2-(4-fluorophenyl)-2-hydroxyethyl]thio}-4-oxoazetidin-2-yl)phenoxy]acetyl}glycyl-D-proline

30 A mixture of 3-(*R*)-4-(*R*)-1-(4-Fluorophenyl)-3-[(4-fluorobenzoyl)methylthio]-4-{4-[*N*-(carboxymethyl) carbamoylmethoxy]phenyl}azetidin-2-one (0.0197g, 0.036 mmol), (*R*)-proline *tert*-butylester (0.0118 g, 0.069 mmol), *N*-methylmorpholin (0.012 ml, 0.111 mmol) in DCM (2ml) was stirred at room temperature. TBTU (0.018 g, 0.056 mmol) was added and the

mixture was stirred overnight. Trifluoroacetic acid (0.65 ml) was added and after a couple of hours the hydrolysis was complete. The solvent was removed under reduced pressure and the residue was purified by preparative HPLC on a Kromasil C8- column using a gradient of 5-100% MeCN in 0.15% trifluoroacetic acid buffer as eluent. After removing the solvent under reduced pressure the compound (M/z 638.08) was dissolved in methanol (2 ml). NaBH₄ (0.004 g, 0.106 mmol) was added and when the reaction was complete a few drops of acetic acid was added. The solvent was removed under reduced pressure and the residue was purified by preparative HPLC on a Kromasil C8- column using 35% MeCN in 0.1M ammonium acetate buffer as eluent. After freeze-drying, 0.020 g (85 %) of the title product was obtained. NMR (400 MHz, CD₃COOD) 1.80-1.94 (m, 1H), 1.94-2.10 (m, 1.5H), 2.12-2.35 (m, 1.5H), 2.90-3.06 (m, 2H), 3.49-3.67 (m, 2H), 3.85 (d, 0.5H), 4.00-4.07 (m, 1.5H), 4.14-4.24 (m, 1H), 4.35 (dd, 0.5H), 4.41 (brd, 0.5H), 4.57 (s, 1H), 4.59 (s, 1H), 4.78-4.84 (m, 1H), 4.89 (d, 0.5H), 4.91 (d, 0.5H), 6.95-7.08 (m, 6H), 7.25-7.38 (m, 6H).

15 Example 28

N-([4-((2R,3R)-1-(4-fluorophenyl)-3-{[2-(4-fluorophenyl)-2-hydroxyethyl]thio}-4-oxoazetidin-2-yl)phenoxy]acetyl}glycyl-L-threonine

20

N-([4-((2R,3R)-1-(4-fluorophenyl)-3-{[2-(4-fluorophenyl)-2-oxoethyl]thio}-4-oxoazetidin-2-yl)phenoxy]acetyl}glycyl-L-threonine (0.014 g, 0.022 mmol) was dissolved in methanol (2 ml). NaBH₄ (0.003 g, 0.079 mmol) was added and when the reaction was complete a few drops of acetic acid was added. The solvent was removed under reduced pressure and the residue was purified by preparative HPLC on a Kromasil C8- column using 35% MeCN in 0.1M ammonium acetate buffer as eluent. After freeze-drying, 0.012 g (85 %) of the title product was obtained. NMR (400 MHz, CD₃COOD) 1.14 (d 3H), 2.91-3.07 (m, 2H), 4.00-4.08 (m, 3H), 4.21-4.30 (m, 1H), 4.35 (d, 1H), 4.60 (s, 2H), 4.78-4.85 (m, 1H), 4.89 (d, 0.5H), 4.91 (d, 0.5H), 6.96-7.03 (m, 4H), 7.04-7.08 (m, 2H), 7.24-7.38 (m, 6H).

30

Example 29

N-{[4-((2*R*,3*R*)-1-(4-fluorophenyl)-3-{[2-(4-fluorophenyl)-2-hydroxyethyl]thio}-4-oxoazetidin-2-yl)phenoxy]acetyl}glycyl-D-lysine

- 5 A mixture of 3-(*R*)-4-(*R*)-1-(4-Fluorophenyl)-3-[(4-fluorobenzoyl)methylthio]-4-{4-[*N*-(carboxymethyl) carbamoylmethoxy]phenyl}azetidin-2-one (0.0209g, 0.039 mmol), *tert*-butyl *N*⁶-(*tert*-butoxycarbonyl)-D-lysinate hydrochloride (0.0205 g, 0.060 mmol), *N*-methylmorpholin (0.012 ml, 0.111 mmol) in DCM (2ml) was stirred at room temperature. TBTU (0.018 g, 0.056 mmol) was added and the mixture was stirred overnight.
- 10 Trifluoroacetic acid (0.65 ml) was added and after a couple of hours the hydrolysis was complete. The solvent was removed under reduced pressure and the residue was purified by preparative HPLC on a Kromasil C8- column using a gradient of 5-100% MeCN in 0.15% trifluoroacetic acid buffer as eluent. After removing the solvent under reduced pressure the compound (*M/z* 669.13) was dissolved in methanol (2 ml). NaBH₄ (0.005 g, 0.132 mmol) was
- 15 added and when the reaction was complete a few drops of acetic acid was added. The solvent was removed under reduced pressure and the residue was purified by preparative HPLC on a Kromasil C8- column using 35% MeCN in 0.1M ammonium acetate buffer as eluent. After freeze-drying, 0.020 g (83%) of the title product was obtained. NMR (400 MHz, CD₃COOD) 1.34-1.47 (m, 2H), 1.56-1.74 (m, 3H), 1.84-1.93 (m, 1H), 2.84-3.07 (m, 4H), 3.94 (ABq, 2H),
- 20 4.02 (d, 0.5H), 4.05 (d, 0.5H), 4.27 (dd, 1H), 4.61 (s, 2H), 4.79-4.85 (m, 1H), 4.90 (d, 0.5H), 4.91 (d, 0.5H), 6.95-7.08 (m, 6H), 7.24-7.38 (m, 6H).

Example 30

- 25 *N*-{[4-((2*R*,3*R*)-1-(4-fluorophenyl)-3-{[2-(4-fluorophenyl)-2-hydroxyethyl]thio}-4-oxoazetidin-2-yl)phenoxy]acetyl}glycyl-L-asparagine

- N*-{[4-((2*R*,3*R*)-1-(4-fluorophenyl)-3-{[2-(4-fluorophenyl)-2-oxoethyl]thio}-4-oxoazetidin-2-yl)phenoxy]acetyl}glycyl-L-asparagine (0.020 g, 0.031 mmol) was dissolved in methanol (2 ml). NaBH₄ (0.004 g, 0.106 mmol) was added and when the reaction was complete according to LC-MS a few drops of acetic acid were added. The solvent was removed under reduced pressure and the residue was purified by preparative HPLC on a Kromasil C8- column using
- 30

35% MeCN in 0.1M ammonium acetate buffer as eluent. After freeze-drying, 0.016 g (80%) of the title product was obtained. NMR (400 MHz, CD₃COOD) 2.62 (dd, 1H), 2.73 (dd, 1H), 2.90-3.07 (m, 2H), 3.89-4.08 (m, 3H), 4.55 (dd, 1H), 4.60 (ABq, 2H), 4.78-4.85 (m, 1H), 4.90 (d, 0.5H), 4.92 (d, 0.5H), 6.96-7.09 (m, 6H), 7.24-7.38 (m, 6H).

5

Example 31

N-{[4-((2R,3R)-1-(4-fluorophenyl)-3-{[2-(4-fluorophenyl)-2-hydroxyethyl]thio}-4-oxoazetidin-2-yl)phenoxy]acetyl}glycyl-L-methionine

10

N-{[4-((2R,3R)-1-(4-fluorophenyl)-3-{[2-(4-fluorophenyl)-2-oxoethyl]thio}-4-oxoazetidin-2-yl)phenoxy]acetyl}glycyl-L-methionine (0.015 g, 0.022 mmol) was dissolved in methanol (2 ml). NaBH₄ (0.004 g, 0.106 mmol) was added and when the reaction was complete a few drops of acetic acid were added. The solvent was removed under reduced pressure and the residue was purified by preparative HPLC on a Kromasil C8- column using 35% MeCN in 0.1M ammonium acetate buffer as eluent. After freeze-drying, 0.015 g (99%) of the title product was obtained. NMR (400 MHz, CD₃COOD) 1.86-2.00 (m, 1H), 2.04 (s, 3H); 2.07-2.18 (m, 1H), 2.45-2.51 (m, 2H), 2.90-3.08 (m, 2H), 3.97 (s, 2H), 4.04 (d, 0.5H), 4.06 (d, 0.5H), 4.36-4.43 (m, 1H), 4.60 (s, 2H), 4.77-4.85 (m, 1H), 4.90 (d, 0.5H), 4.92 (d, 0.5H), 6.95-7.08 (m, 6H), 7.25-7.38 (m, 6H).

Example 32

N-{[4-((2R,3R)-1-(4-fluorophenyl)-3-{[2-hydroxy-2-(4-methoxyphenyl)ethyl]thio}-4-oxoazetidin-2-yl)phenoxy]acetyl}glycyl-D-valine

N-{[4-((2R,3R)-1-(4-fluorophenyl)-3-{[2-(4-methoxyphenyl)-2-oxoethyl]thio}-4-oxoazetidin-2-yl)phenoxy]acetyl}glycyl-D-valine (0.015g, 0.023 mmol) was dissolved in methanol (3 ml). NaBH₄ (0.006 g, 0.158 mmol) was added and when the reaction was complete a few drops of acetic acid were added. The solvent was removed under reduced pressure and the residue was purified by preparative HPLC on a Kromasil C8- column using 25% MeCN in 0.1M

30

ammonium acetate buffer as eluent. After freeze-drying, 0.014 g (93%) of the title product was obtained. NMR (500 MHz, CD₃COOD) 0.93 (d, 3H), 0.95 (d, 3H), 2.12-2.22 (m, 1H), 2.91-3.07 (m, 2H), 3.75 (s, 1.5H), 3.76 (s, 1.5H), 3.94-4.06 (m, 3H), 4.33 (d, 1H), 4.60 (s, 2H), 4.72-4.78 (m, 1H), 4.81-4.88 (m, 1H), 6.79-6.83 (m, 2H), 6.97-7.08 (m, 4H), 7.20-7.36 (m, 6H).

Example 33

10 N-{[4-((2R,3R)-1-(4-fluorophenyl)-3-{[2-(4-fluorophenyl)-2-hydroxyethyl]thio}-4-oxoazetidin-2-yl)phenoxy]acetyl}glycyl-D-leucine

A mixture of 3-(R)-4-(R)-1-(4-Fluorophenyl)-3-[(4-fluorobenzoyl)methylthio]-4-{4-[N-
15 (carboxymethyl) carbamoylmethoxy]phenyl}azetidin-2-one (0.015g, 0.028 mmol), *tert*-butyl D-leucinate hydrochloride (0.010g, 0.045 mmol), N-methylmorpholin (0.0092 ml, 0.083 mmol) in DCM (2ml) was stirred at room temperature. TBTU (0.012 g, 0.037 mmol) was added and the mixture was stirred overnight. Trifluoroacetic acid (1.0 ml) was added and after 2 h the solvent was removed under reduced pressure and the residue was purified by
20 preparative HPLC on a Kromasil C8- column using a gradient of 5-100% MeCN in 0.15% trifluoroacetic acid buffer as eluent. After removing the solvent under reduced pressure the compound (M/z 654.25) was dissolved in methanol (2 ml). NaBH₄ (0.005 g, 0.132 mmol) was added and the mixture was stirred for 5 minutes. A few drops of acetic acid was added and the solvent was removed under reduced pressure and the residue was purified by preparative
25 HPLC on a Kromasil C8- column using 35% MeCN in 0.1M ammonium acetate buffer as eluent. After freeze-drying, 0.014 g (76 %) of the title product was obtained. NMR (400 MHz, CD₃COOD) 0.90-0.94 (m, 6H), 1.52-1.74 (m, 3H), 2.90-3.07 (m, 2H), 3.97 (s 2H), 4.02 (d, 0.5H), 4.04 (d, 0.5H), 4.40 (d, 0.5H), 4.42 (d, 0.5H), 4.59 (s, 2H), 4.78-4.84 (m, 1H), 4.89 (d, 0.5H), 4.91 (d, 0.5H), 6.95-7.08 (m, 6H), 7.24-7.37 (m, 6H).

30

Example 34

N-{[4-((2*R*,3*R*)-1-(4-fluorophenyl)-3-{[2-hydroxy-2-(4-methoxyphenyl)ethyl]thio}-4-oxoazetidin-2-yl)phenoxy]acetyl}glycyl-D-lysine

- 5 A mixture of *N*-{[4-((2*R*,3*R*)-1-(4-fluorophenyl)-3-{[2-(4-methoxyphenyl)-2-oxoethyl]thio}-4-oxoazetidin-2-yl)phenoxy]acetyl}glycine (0.0177g, 0.032 mmol *tert*-butyl *N*⁶-(*tert*-butoxycarbonyl)-D-lysinate hydrochloride (0.0141 g, 0.042 mmol), *N*-methylmorpholin (0.0106 ml, 0.096 mmol) in DCM (2ml) was stirred at room temperature. TBTU (0.013 g, 0.042 mmol) was added and the mixture was stirred for 2 h. Additional *tert*-butyl *N*⁶-(*tert*-butoxycarbonyl)-D-lysinate hydrochloride (0.004 g, 0.012 mmol) was added and after 0.5 h. TBTU (0.008g, 0.025 mmol) was added and the mixture was stirred for additional 10 minutes. Trifluoroacetic acid (0.65 ml) was added and after 3 h the solvent was removed under reduced pressure. The residue was purified by preparative HPLC on a Kromasil C8- column using a gradient of 5-100% MeCN in 0.15% 1M ammonium acetate buffer as eluent. After removing the solvents under reduced pressure, the intermediate (M/z 681.4) was dissolved in methanol (3 ml). NaBH₄ (0.008 g, 0.211mmol) was added and when the reaction was complete a few drops of acetic acid was added. The solvent was removed under reduced pressure and the residue was purified by preparative HPLC on a Kromasil C8- column using 35% MeCN in 0.1M ammonium acetate buffer as eluent. After freeze-drying, 0.020 g (91 %) of the title product was obtained. NMR (500 MHz, CD₃COOD) 1.41-1.52 (m, 2H), 1.58-1.78 (m, 3H), 1.90-2.02 (m 1H), 2.86-3.08 (m, 4H), 3.76 (s, 1.5H), 3.77 (s, 1.5H), 3.90-4.06 (m, 3H), 4.48 (dd, 1H), 4.60-4.62 (m, 2H), 4.73-4.78 (m, 1H), 4.83-4.89 (m, 1H), 6.80-6.84 (m, 2H), 6.98-7.08 (m, 4H), 7.21-7.31 (m, 4H), 7.31-7.36 (m, 2H), 8.20 (d, NH), 8.54 (t, NH).

25

Example 35

- 30 *N*²-{[4-((2*R*,3*R*)-1-(4-fluorophenyl)-3-{[2-(4-fluorophenyl)-2-hydroxyethyl]thio}-4-oxoazetidin-2-yl)phenoxy]acetyl}-L-glutaminy-D-phenylalanine

N^2 -{[4-((2*R*,3*R*)-1-(4-fluorophenyl)-3-{[2-(4-fluorophenyl)-2-hydroxyethyl]thio}-4-oxoazetidin-2-yl)phenoxy]acetyl}-L-glutamine (15mg, 0.0244 mmol), *tert*-butyl D-phenylalaninate hydrochloride (8 mg, 0.0310 mmol) and N-methylmorpholine (10 mg, 0.099 mmol) were dissolved in methylene chloride (0.5 ml). TBTU (10 mg, 0.0313 mmol) was
5 added and the mixture was stirred for 1 h at room temperature. The solvent was evaporated and the residue was dissolved in formic acid (0.5 ml). The mixture was heated to 45-50 °C and stirred at this temperature for 6 h. The reaction mixture was evaporated under reduced pressure. Methanol (5 ml) was added and evaporated. The residue was dissolved in methanol (1 ml). Two drops of TEA was added and the mixture was stirred overnight at room
10 temperature. The solvent was evaporated and the residue was purified by preparative HPLC using acetonitrile/ammonium acetate buffer (40:60) as eluent. After freeze-drying 12 mg (64%) of the title compound was obtained. ¹H-NMR, 300 MHz, DMSO): 1.55-1.97 (m, 4H), 2.77-3.10 (m, 4H), 4.20-4.38 (m, 3H), 4.49 (s, 2H), 4.66-4.78 (m, 1H), 4.99-5.07 (m, 1H), 6.70 (s, 1H), 6.88-7.40 (m, 19H), 8.00-8.20 (m, 2H).

15

Example 36

N^2 -{[4-((2*R*,3*R*)-1-(4-fluorophenyl)-3-{[2-(4-fluorophenyl)-2-hydroxyethyl]thio}-4-oxoazetidin-2-yl)phenoxy]acetyl}-L-glutaminy-D-tyrosine
20

N^2 -{[4-((2*R*,3*R*)-1-(4-fluorophenyl)-3-{[2-(4-fluorophenyl)-2-hydroxyethyl]thio}-4-oxoazetidin-2-yl)phenoxy]acetyl}-L-glutamine (22 mg, 0.0359 mmol), *tert*-butyl D-tyrosinate hydrochloride (10 mg, 0.0421 mmol) and N-methylmorpholine (14 mg, 0.138
25 mmol) were dissolved in methylene chloride (0.5 ml). TBTU (14 mg, 0.0436 mmol) was added and the mixture was stirred overnight at room temperature. The solvent was evaporated and the residue was dissolved in formic acid (1 ml). The mixture was stirred at 45-50 °C for 4 h and was then evaporated under reduced pressure. Methanol (10 ml) was added and evaporated. The residue was dissolved in methanol (2 ml). Three drops of TEA were added
30 and the mixture was stirred overnight at room temperature. The solvent was evaporated and the residue was purified by preparative HPLC using acetonitrile/ammonium acetate buffer (40:60) as eluent. After freeze-drying 15 mg (54%) of the title compound was obtained. ¹H-NMR, 300 MHz, DMSO): 1.60-2.00 (m, 4H), 2.69-3.0 (m, 4H), 4.09-4.18 (m, 1H), 4.22-4.35

(m, 3H), 4.49 (s, 2H), 4.65-4.78 (m, 1H), 4.97-5.08 (m, 1H), 6.56 (d, 2H), 6.70 (s, 1H), 6.86-7.40 (m, 18H), 7.77-7.91 (m, 1H), 8.12 (d, 1H), 9.10 (bs, 1H).

5 Example 37

***N*-{[4-((2*R*,3*R*)-1-(4-chlorophenyl)-3-{[2-(4-chlorophenyl)-2-hydroxyethyl]thio}-4-oxoazetidin-2-yl)phenoxy]acetyl}glycyl-3-cyclohexyl-D-alanine**

10

N-{[4-((2*R*,3*R*)-1-(4-chlorophenyl)-3-{[2-(4-chlorophenyl)-2-oxoethyl]thio}-4-oxoazetidin-2-yl)phenoxy]acetyl}glycine (20mg, 0.0349 mmol) and *N*-methylmorpholine (20 mg, 0.198 mmol) were dissolved in methylene chloride (0.5 ml). TBTU (17 mg, 0.0530 mmol) was added and the mixture was stirred for 15 min at room temperature. 3-Cyclohexyl-D-alanine (9 mg, 0.0526 mmol) was added and the stirring was continued for 1 h at room temperature. The solvent was evaporated and the residue was dissolved in methanol (0.5 ml). NaBH₄ (10 mg, 0.264 mmol) was added and the mixture was stirred for 15 min at room temperature. Three drops of acetic acid was added to the reaction mixture. The product was isolated by preparative HPLC using acetonitrile/ammonium acetate buffer (45:55) as eluent. After freeze-drying 3 mg (12%) of the title compound was obtained. The product was analyzed by LC/Micromass Q TOF micro MS technique. *M/z*: 728.1973 (calc. Mass 728.1964).

25

Example 38

***N*-{[4-((2*R*,3*R*)-1-(4-fluorophenyl)-3-{[2-(4-fluorophenyl)-2-hydroxyethyl]thio}-4-oxoazetidin-2-yl)phenoxy]acetyl}glycyl-3-cyclohexyl-D-alanine**

30

N-{[4-((2*R*,3*R*)-1-(4-fluorophenyl)-3-{[2-(4-fluorophenyl)-2-oxoethyl]thio}-4-oxoazetidin-2-yl)phenoxy]acetyl}glycine (30 mg, 0.0555 mmol) and *N*-methylmorpholine (30 mg, 0.296 mmol) were dissolved in DMF (0.5 ml). TBTU (23 mg, 0.0717 mmol) was added and the mixture was stirred for 15 min at room temperature. 3-Cyclohexyl-D-alanine (15 mg, 0.0876 mmol) was added and the stirring was continued overnight at room temperature. The solvent was evaporated under reduced pressure and the residue was dissolved in methanol (1 ml). NaBH₄ (10 mg, 0.264 mmol) was added and the mixture was stirred for 10 min at room temperature. Three drops of acetic acid was added to the reaction mixture. The product was isolated by preparative HPLC using acetonitrile/ammonium acetate buffer (40:60) as eluent.

10 After freeze-drying 19 mg (49%) of the title compound was obtained. ¹H-NMR, 300 MHz, DMSO): 0.68-0.93 (m, 2H), 1.0-1.75 (m, 11H), 2.78-3.00 (m, 2H), 3.73 (s, 2H), 4.00-4.14 (m, 1H), 4.23-4.35 (m, 1H), 4.51 (s, 2H), 4.65-4.78 (m, 1H), 4.99-5.09 (m, 1H), 6.90-7.44 (m, 12H), 7.72-7.86 (m, 1H), 8.26 (t, 1H).

15

Example 39

***N*-{[4-((2*R*,3*R*)-1-(4-fluorophenyl)-3-{[2-(4-fluorophenyl)-2-hydroxyethyl]thio}-4-oxoazetidin-2-yl)phenoxy]acetyl}glycyl-L-phenylalanine**

20

N-{[4-((2*R*,3*R*)-1-(4-Fluorophenyl)-3-{[2-(4-fluorophenyl)-2-oxoethyl]thio}-4-oxoazetidin-2-yl)phenoxy]acetyl}glycyl-L-phenylalanine (7mg, 0.010mmol) was dissolved in 1.5ml MeOH and NaBH₄ (2mg, 0.053mmol) was added. The mixture was stirred for 30 min and quenched with an excess of NH₄Ac. LC/MS showed ca 15% starting material. The mixture was diluted with H₂O and purified using preparative chromatography on a C8 column (25x300mm). A gradient from 20% to 40% MeCN in 0.1M ammonium acetate was used as mobile phase. The product fraction was collected and partly concentrated. The mixture was lyophilized to yield

25 2mg (29%). M/z: 688 (M-1). NMR (400 MHz, MeOD): 6.95-7.36 (m, 17H), 4.90 (dd, 1H), 4.53-4.59 (m, 4H), 4.03 (dd, 1H), 3.90 (q, 2H), 3.17 (dd, 1H), 2.90-3.05 (m, 3H).

30

Example 40

***N*-{[4-((2*R*,3*R*)-1-(4-fluorophenyl)-3-{[2-(4-fluorophenyl)-2-hydroxyethyl]thio}-4-oxoazetidin-2-yl)phenoxy]acetyl}glycyl-4-methyllucine**

5

tert-Butyl *N*-{[4-((2*R*,3*R*)-1-(4-fluorophenyl)-3-{[2-(4-fluorophenyl)-2-oxoethyl]thio}-4-oxoazetidin-2-yl)phenoxy]acetyl}glycyl-4-methyllucinate (ca 26mg, 0.036mmol) was dissolved in 1.5 ml formic acid and heated at 40°C for 1.5 h. The formic acid was evaporated under reduced pressure. The intermediate acid was confirmed by LC/MS analysis. *M/z*: 668. The crude mixture was dissolved in 2 ml MeOH. NaBH₄ (15mg, 0.40mmol) was added and the mixture was stirred for 10 min. NH₄Ac (30mg) was added. The crude mixture was diluted with 1ml water and purified using preparative HPLC on a C8 column (50x300mm). A gradient from 20% to 40% MeCN in 0.1M ammonium acetate buffer was used as mobile phase. Lyophilization yielded 36mg white solid. NMR showed the presence of water and HOAc. The product was dried in the vacuum oven for 1.5h at 40°C. Mass 13mg (52%). *M/z*: 668 (*M*-1). NMR (400 MHz, DMSO): 8.22 (t, 1H), 7.53-7.65 (m, 1H), 7.30-7.38 (m, 4H), 7.20-7.25 (m, 2H), 7.05-7.17 (m, 4H), 6.98 (d, 2H), 5.02-5.06 (m, 1H), 4.68-4.76 (m, 1H), 4.51 (s, 2H), 4.24-4.32 (m, 1H), 4.01-4.09 (m, 1H), 3.60-3.77 (m, 2H), 2.82-2.98 (m, 2H), 1.64 (dd, 1H), 1.33 (dd, 1H), 0.83 (s, 9H).

Example 41

***N*-{[4-((2*R*,3*R*)-1-(4-Fluorophenyl)-3-{[2-(4-fluorophenyl)-2-hydroxyethyl]thio}-4-oxoazetidin-2-yl)phenoxy]acetyl}-D-seryl-D-phenylalanine**

A solution of *N*-{[4-((2*R*,3*R*)-1-(4-fluorophenyl)-3-{[2-(4-fluorophenyl)-2-hydroxyethyl]thio}-4-oxoazetidin-2-yl)phenoxy]acetyl}-D-serine (diastereomeric mixture) (0.008 g, 0.014 mmol), D-phenylalanine *tert*-butyl ester hydrochloride (0.005 g, 0.018 mmol) and *N*-Methylmorpholine (0.006 ml, 0.055 mmol) in DCM (3 ml) was stirred at RT for 5 min.

TBTU (0.008 g, 0.025 mmol) was added. After 3 days the conversion to the ester (M/z: 776.1) was complete and the mixture was concentrated under reduced pressure. The residue was dissolved in formic acid (3 ml) and the solution was stirred for 25 h. The mixture was concentrated under reduced pressure and the residue was dissolved in MeOH (4ml) and TEA (1 ml). The solution was stirred at 40°C for 6 h. The solvent was removed under reduced pressure. The residue was purified by preparative HPLC using a gradient of 20-50% MeCN in 0.1M ammonium acetate buffer as eluent. After freeze-drying, 0.005 g (53 % yield) of the title product was obtained as a white solid. M/z: 720.1. ¹H NMR (DMSO, 400 MHz): δ 2.78-2.96 (m, 3H), 3.03-3.11 (m, 1H), 3.44-3.60 (m, 2H), 4.20-4.36 (m, 3H), 4.51 (s, 2H), 4.67-4.76 (m, 1H), 5.01-5.06 (m, 1H), 5.70 (bs, 1H), 6.90-6.98 (m, 2H), 7.05-7.25 (m, 11H), 7.29-7.37 (m, 4H), 7.84-8.00 (m, 2H).

Example 42

15

***N*-{[4-((2*R*,3*R*)-1-(4-Fluorophenyl)-3-{[2-(4-fluorophenyl)-2-hydroxyethyl]thio}-4-oxoazetidin-2-yl)phenoxy]acetyl}-D-seryl-D-serine**

20 A solution of *N*-{[4-((2*R*,3*R*)-1-(4-fluorophenyl)-3-{[2-(4-fluorophenyl)-2-hydroxyethyl]thio}-4-oxoazetidin-2-yl)phenoxy]acetyl}-D-serine (0.008 g, 0.014 mmol), O-tert-butyl-D-serine tert-butyl ester hydrochloride (0.005 g, 0.019 mmol) and *N*-Methylmorpholine (0.006 ml, 0.055 mmol) in DCM (3 ml) was stirred for 5 min. TBTU (0.008 g, 0.025 mmol) was added. After 3 days the conversion to the ester (M/z: 772.5) was
25 complete and the mixture was concentrated under reduced pressure. The residue was dissolved in formic acid (3 ml) and the solution was stirred at RT for 26h. The mixture was concentrated under reduced pressure and the residue was dissolved in MeOH (4ml) and TEA (1 ml). The solution was stirred at 40°C for 6 h. The solvent was removed under reduced pressure. The residue was purified by preparative HPLC using a gradient of 20-50% MeCN in
30 0.1M ammonium acetate buffer as eluent. After freeze-drying, 0.005 g (52 % yield) of the title compound was obtained as a white solid. M/z: 660.1. ¹H NMR (DMSO, 400 MHz): δ 2.83-2.95 (m, 2H), 3.42-3.66 (m, 4), 3.91-4.01 (m, 1H), 4.25-4.31 (m, 1H), 4.32-4.39 (m, 1H),

4.54 (ABq, 2H), 4.68-4.76 (m, 1H), 5.02-5.06 (m, 1H), 5.68 (bs, 1H), 6.94-7.00 (m, 2H), 7.05-7.18 (m, 4H), 7.19-7.26 (m, 2H), 7.29-7.39 (m, 4H), 7.74-7.81 (m, 1H), 7.99 (d, 1H).

Example 43

5

***N*-{[4-((2*R*,3*R*)-1-(4-Fluorophenyl)-3-{[2-(4-fluorophenyl)-2-hydroxyethyl]thio}-4-oxoazetidin-2-yl)phenoxy]acetyl}glycyl-2-butylnorleucine**

10

N-{[4-((2*R*,3*R*)-1-(4-Fluorophenyl)-3-{[2-(4-fluorophenyl)-2-oxoethyl]thio}-4-oxoazetidin-2-yl)phenoxy]acetyl}glycyl-2-butylnorleucine (0.009 g, 0.012 mmol) was dissolved in MeOH (3 ml). NaBH₄ (0.007 g, 0.185 mmol) was added and the mixture was stirred for 10 min.

Ammonium acetate buffer (0.1M, 3 ml) was added and most of the methanol was removed under reduced pressure. The remaining solution was purified by preparative HPLC, using a gradient of 20-50% MeCN in 0.1M ammonium acetate buffer as eluent. After freeze-drying, 0.008 g (94 % yield) of the title compound was obtained as a white solid. M/z: 712.1. ¹H NMR (DMSO, 400 MHz): δ 0.73-0.83 (m, 6H), 0.89-1.22 (m, 8H), 1.59-1.71 (m, 2H), 1.94-2.06 (m, 2H), 2.83-2.96 (m, 2H), 3.73 (d, 2H), 4.23-4.28 (m, 1H), 4.51 (s, 2H), 4.68-4.76 (m, 1H), 5.02-5.07 (m, 1H), 5.68 (bs, 1H), 6.94-7.00 (m, 2H), 7.05-7.18 (m, 4H), 7.19-7.26 (m, 2H), 7.29-7.39 (m, 4H), 7.53 (s, 1H), 8.30-8.36 (m, 1H).

Example 44

25

***N*-{[4-((2*R*,3*R*)-1-(4-Fluorophenyl)-3-{[2-(4-fluorophenyl)-2-hydroxyethyl]thio}-4-oxoazetidin-2-yl)phenoxy]acetyl}glycyl-*S*-methyl-L-cysteine**

A solution of *N*-{[4-((2*R*,3*R*)-1-(4-fluorophenyl)-3-{[2-(4-fluorophenyl)-2-oxoethyl]thio}-4-oxoazetidin-2-yl)phenoxy]acetyl}glycine (0.015 g, 0.028 mmol), *tert*-butyl *S*-methyl-L-cysteinate (0.014 g, 0.073 mmol) and *N*-methylmorpholine (0.012 ml, 0.109 mmol) in DCM (5 ml) was stirred for 5 min. TBTU (0.013 g, 0.042 mmol) was added. After 20 h, the

conversion to the ester (M/z: 714.1) was complete and the mixture was concentrated under reduced pressure. The residue was dissolved in formic acid (3 ml) and the solution was stirred at 40°C for 22 h. The mixture was diluted with toluene (2 ml) and the solvent was again removed under reduced pressure. The residue was dissolved in MeOH (4 ml) and NaBH₄ was added in small portions to the solution (a total of 0.035 g, 0.925 mmol) until the reduction was complete. Ammonium acetate buffer (0.1M, 3 ml) was added and most of the methanol was removed under reduced pressure. The remaining solution was purified by preparative HPLC, using a gradient of 20-50% MeCN in 0.1M ammonium acetate buffer as eluent. After freeze-drying, 0.013 g (72 % yield) of the title compound was obtained as a white solid.

10 M/z: 660.3. ¹H NMR (DMSO, 400 MHz): δ 2.66-2.74 (m, 1H), 2.82-3.02 (m, 3H), 3.67-3.82 (m, 2H), 4.02-4.12 (m, 1H), 4.24-4.31 (m, 1H), 4.52 (s, 2H), 4.68-4.77 (m, 1H), 5.01-5.07 (m, 1H), 6.95-7.02 (m, 2H), 7.05-7.18 (m, 4H), 7.19-7.26 (m, 2H), 7.29-7.40 (m, 4H), 7.73-7.82 (m, 1H), 8.30-8.37 (m, 1H).

15 **Example 45**

***N*-{[4-((2*R*,3*R*)-1-(4-Fluorophenyl)-3-{[2-(4-fluorophenyl)-2-hydroxyethyl]thio}-4-oxoazetidin-2-yl)phenoxy]acetyl}glycyl-L-isoleucine**

20

A solution of *N*-{[4-((2*R*,3*R*)-1-(4-fluorophenyl)-3-{[2-(4-fluorophenyl)-2-oxoethyl]thio}-4-oxoazetidin-2-yl)phenoxy]acetyl}glycine (0.015 g, 0.028 mmol), L-isoleucine t-butyl ester hydrochloride (0.008 g, 0.036 mmol) and N-methylmorpholine (0.012 ml, 0.109 mmol) in DCM (5 ml) was stirred for 5 min. TBTU (0.012 g, 0.036 mmol) was added. After 22 h, the conversion to the ester (M/z: 710.2) was complete and the mixture was concentrated under reduced pressure. The residue was dissolved in formic acid (3 ml) and the solution was stirred at 40°C for 20h. The mixture was diluted with toluene (2 ml) and the solvent was removed under reduced pressure. The residue was dissolved in MeOH (4 ml) and NaBH₄ was added in small portions to the solution (a total of 0.060 g, 1.59 mmol) until the reduction was complete.

25
30 Ammonium acetate buffer (0.1M, 3 ml) was added and most of the methanol was removed under reduced pressure. The remaining solution was purified by preparative HPLC, using a gradient of 20-50% MeCN in 0.1M ammonium acetate buffer as eluent. After freeze-drying, 0.010 g (57 % yield) of the title compound was obtained as a white solid. M/z: 656.2. ¹H

NMR (DMSO, 400 MHz): δ 0.76-0.84 (m, 6H), 1.05-1.17 (m, 1H), 1.32-1.44 (m, 1H), 1.67-1.78 (m, 1H), 2.82-2.95 (m, 2H), 3.78 (d, 2H), 4.03-4.11 (m, 1H), 4.23-4.29 (m, 1H), 4.51 (s, 2H), 4.68-4.77 (m, 1H), 5.01-5.07 (m, 1H), 6.94-7.01 (m, 2H), 7.05-7.26 (m, 6H), 7.29-7.39 (m, 4H), 7.79-7.89 (m, 1H), 8.22-8.28 (m, 1H).

5

Example 46

***N*-{[4-((2*R*,3*R*)-1-(4-Fluorophenyl)-3-{[2-(4-fluorophenyl)-2-hydroxyethyl]thio}-4-oxoazetidin-2-yl)phenoxy]acetyl}-L-alanyl-D-valine**

10

A solution of *N*-{[4-((2*R*,3*R*)-1-(4-fluorophenyl)-3-{[2-(4-fluorophenyl)-2-oxoethyl]thio}-4-oxoazetidin-2-yl)phenoxy]acetyl}-L-alanine (0.015 g, 0.027 mmol), D-valine *tert*-butyl ester hydrochloride (0.008 g, 0.038 mmol) and *N*-methylmorpholine (0.030 ml, 0.272 mmol) in
15 DCM (4 ml) was stirred for 5 min. TBTU (0.013 g, 0.041 mmol) was added. After 3 h, the conversion to the ester (*M/z*: 710.2) was completed and TFA (3 ml) was added. After 4h, the mixture was diluted with toluene (2 ml) and the solvent was removed under reduced pressure. The residue was dissolved in MeOH (4 ml) and NaBH₄ was added in small portions to the
20 solution (a total of 0.065 g, 1.72 mmol) until the reduction was complete. Ammonium acetate buffer (0.1M, 3 ml) was added and most of the methanol was removed under reduced pressure. The remaining solution was purified by preparative HPLC, using a gradient of 20-50% MeCN in a 0.1M ammonium acetate buffer as eluent. After freeze-drying, 0.014 g (77 % yield) of the title compound was obtained as a white solid. *M/z*: 656.1. ¹H NMR (DMSO, 400 MHz): δ 0.75-0.83 (m, 6H), 1.22 (d, 3H), 1.95-2.07 (m, 1H), 3.83-3.96 (m, 2H), 3.98-4.06
25 (m, 1H), 4.24-4.31 (m, 1H), 4.40-4.54 (m, 3H), 4.67-4.76 (m, 1H), 5.01-5.07 (m, 1H), 6.91-7.98 (m, 2H), 7.05-7.17 (m, 4H), 7.19-7.25 (m, 2H), 7.29-7.39 (m, 4H), 7.84-7.95 (m, 1H). 8.07 (d, 1H),

30 **Example 47**

***1*-[(*N*-{[4-((2*R*,3*R*)-1-(4-Fluorophenyl)-3-{[2-(4-fluorophenyl)-2-hydroxyethyl]thio}-4-oxoazetidin-2-yl)phenoxy]acetyl}glycyl)amino]cyclopentanecarboxylic acid**

N-{[4-((2*R*,3*R*)-1-(4-Fluorophenyl)-3-{[2-(4-fluorophenyl)-2-oxoethyl]thio}-4-oxoazetidin-2-yl)phenoxy]acetyl}glycine (0.015 g, 0.028 mmol), NMM (0.012 ml, 0.109 mmol) and TBTU (0.011 g, 0.034 mmol) were dissolved in DMF (2 ml) at 30°C. After 30 min 1-amino-1-cyclopentanecarboxylic acid (0.004 g, 0.030 mmol, 97 %) was added and the mixture was stirred at 30°C for 1h. The reaction was quenched with water (0.2 ml) and the mixture was diluted with MeOH (2 ml). NaBH₄ (0.015 g, 0.397 mmol) was added and the mixture was stirred for 10 min. Ammonium acetate buffer (0.1M, 3 ml) was added and most of the methanol was removed under reduced pressure. The remaining solution was purified by preparative HPLC, using a gradient of 20-50% MeCN in 0.1M ammonium acetate buffer as eluent. After freeze-drying, the title compound (0.009 g, 49 % yield) was obtained as a white solid. M/z: 654.0. ¹H NMR (DMSO, 400 MHz): δ 1.56-1.66 (m, 4H), 1.78-1.87 (m, 2H), 1.97-2.07 (m, 2H), 2.84-2.94 (m, 2H), 3.74 (d, 2H), 4.24-4.29 (m, 1H), 4.51 (s, 2H), 4.68-4.76 (m, 1H), 5.02-5.07 (m, 1H), 6.92-7.00 (m, 2H), 7.05-7.26 (m, 6H), 7.29-7.39 (m, 4H), 8.09-8.15 (m, 2H).

20 **Example 48**

N-{[4-((2*R*,3*R*)-1-(4-Fluorophenyl)-3-{[2-(4-fluorophenyl)-2-hydroxyethyl]thio}-4-oxoazetidin-2-yl)phenoxy]acetyl}glycyl-*N*-benzylglycine

25

TBTU (0.011 g, 0.034 mmol) was added to a solution of *N*-{[4-((2*R*,3*R*)-1-(4-fluorophenyl)-3-{[2-(4-fluorophenyl)-2-oxoethyl]thio}-4-oxoazetidin-2-yl)phenoxy]acetyl}glycine (0.015 g, 0.028 mmol) and NMM (0.020 ml, 0.182 mmol) in DMF (2 ml) at 30°C. After 30 min, *N*-benzylglycine (0.005 g, 0.030 mmol, 98 %) was added and the mixture was stirred at 30°C for 1h. The reaction was quenched with water (0.2 ml) and the mixture was diluted with MeOH (2 ml). NaBH₄ (0.015 g, 0.397 mmol) was added and the mixture was stirred for 10 min. Ammonium acetate buffer (0.1M, 3 ml) was added and most of the methanol was removed under reduced pressure. The remaining solution was purified by preparative HPLC, using a

gradient of 20-50% MeCN in 0.1M ammonium acetate buffer as eluent. After freeze-drying, the title compound (0.010 g, 53 % yield) was obtained as a white solid. M/z: 690.0. ¹H NMR (DMSO, 400 MHz): δ 2.83-2.94 (m, 2H), 3.91 (s, 1H), 3.98-4.09 (m, 3H), 4.25-4.29 (m, 1H), 4.50 (s, 2H), 4.54 (s, 1H), 4.62 (s, 1H), 4.68-4.76 (m, 1H), 5.02-5.07 (m, 1H), 6.92-7.02 (m, 5 2H), 7.05-7.40 (m, 15H), 8.14-8.21 (m, 1H).

Example 49

10 [(N-{[4-((2R,3R)-1-(4-Fluorophenyl)-3-{[2-(4-fluorophenyl)-2-hydroxyethyl]thio}-4-oxoazetidin-2-yl)phenoxy]acetyl}glycyl)amino](diphenyl)acetic acid

TBTU (0.016 g, 0.050 mmol) was added to a solution of *N*-{[4-((2R,3R)-1-(4-fluorophenyl)-
15 3-{[2-(4-fluorophenyl)-2-oxoethyl]thio}-4-oxoazetidin-2-yl)phenoxy]acetyl}glycine (0.020 g, 0.037 mmol) and NMM (0.012 ml, 0.109 mmol) in DMF (2 ml) at 30°C. After 30min, 2,2-diphenylglycine (0.009 g, 0.037 mmol, 98 %) was added and the mixture was stirred at 30°C for 2.5 h. The reaction was quenched with water (0.2 ml) and the mixture was diluted with MeOH (2 ml). NaBH₄ (0.020 g, 0.529 mmol) was added and the mixture was stirred for 10
20 min. Ammonium acetate buffer (0.1M, 3 ml) was added and most of the methanol was removed under reduced pressure. The remaining solution was purified by preparative HPLC, using a gradient of 20-50% MeCN in 0.1M ammonium acetate buffer as eluent. After freeze-drying, the title compound (0.012 g, 44 % yield) was obtained as a white solid. M/z: 752.0. ¹H NMR (DMSO, 400 MHz): δ 2.83-2.95 (m, 2H), 3.75 (d, 2H), 4.24-4.28 (m, 1H), 4.54 (s,
25 1H), 4.68-4.75 (m, 1H), 5.02-5.06 (m, 1H), 6.95-7.03 (m, 2H), 7.04-7.38 (m, 20H), 8.43-8.51 (m, 1H), 8.90 (s, 1H).

Example 50

30

***N*-{[4-((2R,3R)-1-(4-Fluorophenyl)-3-{[2-(4-fluorophenyl)-2-hydroxyethyl]thio}-4-oxoazetidin-2-yl)phenoxy]acetyl}glycylglycine**

N-{[4-((2*R*,3*R*)-1-(4-Fluorophenyl)-3-{[2-(4-fluorophenyl)-2-oxoethyl]thio}-4-oxoazetidin-2-yl)phenoxy]acetyl}glycylglycine (0.011 g, 0.018 mmol) was dissolved in MeOH (3 ml).

NaBH₄ (0.013 g, 0.344 mmol) was added and the mixture was stirred for 10 min. Ammonium acetate buffer (0.1M, 3 ml) was added and most of the methanol was removed under reduced

5 pressure. The remaining solution was purified by preparative HPLC, using a gradient of 20-50% MeCN in a 0.1M ammonium acetate buffer as eluent. After freeze-drying, the title compound (0.011 g, 97 % yield) was obtained as a white solid. M/z: 600.0. ¹H NMR (DMSO, 400 MHz): 2.97-2.84 (m, 2H), 3.44-3.50 (m, 2H), 3.74 (d, 2H), 4.26-4.32 (m, 1H), 4.46-4.54 (m, 2H), 4.67-4.76 (m, 1H), 5.02-5.07 (m, 1H), 6.95-7.01 (m, 2H), 7.05-7.26 (m, 6H), 7.30-10 7.40 (m, 4H), 7.60-7.80 (m, 1H), 8.32-8.38 (m, 1H).

Example 51

15 *N*-{[4-((2*R*,3*R*)-1-(4-fluorophenyl)-3-{[2-(4-fluorophenyl)-2-hydroxyethyl]thio}-4-oxoazetidin-2-yl)phenoxy]acetyl}-D-valyl-L-serine

N-{[4-((2*R*,3*R*)-1-(4-Fluorophenyl)-3-{[2-(4-fluorophenyl)-2-oxoethyl]thio}-4-oxoazetidin-2-yl)phenoxy]acetyl}-D-valine (6.9 mg, 11.8 μmol) was dissolved in DCM (3 ml). *tert*-Butyl *O*-(*tert*-butyl)-L-serinate hydrochloride (3.7 mg, 14.2 μmol) and *N*-methylmorpholine (5.5 μl, 50 μmol) were added. After 5 minutes, TBTU (4.6 mg, 14.3 μmol) was added and the reaction mixture was stirred overnight. The formation of the ester was confirmed. M/z: 780.57 (M-1). The mixture was extracted between DCM (5 ml) and aqueous KHSO₄ (5 ml, 25 pH of 2). The organic phase was washed with aqueous NaHCO₃ (5 ml, pH of 9). The aqueous phase was extracted with DCM (2x5 ml). The combined organic phases were dried over Na₂SO₄, filtered and concentrated. Formic acid (1.5 ml) was added and the reaction mixture was stirred overnight. The formiate of the intermediate acid was obtained. The solvent was removed under reduced pressure, toluene (3x1 ml) was added and evaporated. The residue 30 was dissolved in MeOH (1.5 ml) and triethylamine (90 μl, 0.65 mmol) was added and the reaction mixture was stirred for 1 hour. Sodium borohydride (4.0 mg, 0.11 mmol) was added and the reaction mixture was stirred for 1 hour. Ammonium acetate (15 mg) was added. The solvent was removed under reduced pressure and the residue was purified on preparative

HPLC using a C8 column. A gradient from 20% to 50 % MeCN in 0.1M ammonium acetate buffer was used as eluent. After lyophilisation, the title compound was obtained as a white solid (5.3 mg, 67 %). HRMS calcd for $C_{33}H_{35}F_2N_3O_8S$ 671.2113, found 672.2192 $[M+H]^+$.

5

Example 52

***N*-{[4-((2*R*,3*R*)-1-(4-fluorophenyl)-3-[[2-(4-fluorophenyl)-2-hydroxyethyl]thio]-4-oxoazetidin-2-yl)phenoxy]acetyl}-*D*-valylglycine**

10

N-{[4-((2*R*,3*R*)-1-(4-Fluorophenyl)-3-{[2-(4-fluorophenyl)-2-oxoethyl]thio}-4-oxoazetidin-2-yl)phenoxy]acetyl}-*D*-valine (11.8 mg, 0.02 mmol), *tert*-butyl glycinate hydrochloride (4.6 mg, 0.03 mmol) and *N*-methylmorpholine (10 μ l, 0.09 mmol) were dissolved in DCM (1.5 ml). After 5 minutes, TBTU was added and the reaction mixture was stirred for 3.5 h. The formation of the ester was confirmed. *M/z*: 694.0 (*M*-H). The mixture was extracted between DCM (3 ml) and aqueous $KHSO_4$ (5 ml, pH of 3). The aqueous phase was extracted with DCM (2x5 ml). The combined organic phases were washed with water (2x5 ml), dried over Na_2SO_4 , filtered and concentrated. Formic acid (3 ml) was added and the solution was heated at 40°C overnight. The solvent was removed under reduced pressure, toluene was added and evaporated. The residue was dissolved in methanol (3 ml) and sodium borohydride (8.5 mg, 0.23 mmol) was added. The reaction mixture was stirred for 15 minutes. The solvent was removed under reduced pressure. The residue was purified on preparative HPLC on a C8 column. A gradient from 20% to 50 % MeCN in 0.1M ammonium acetate buffer was used as eluent. After lyophilisation, the title compound was obtained as a white solid (6.2 mg, 48 %). HRMS calcd for $C_{32}H_{33}F_2N_3O_7S$ 641.2007, found 642.2086 $[M+H]^+$.

30 **Example 53**

***N*-{[4-((2*R*,3*R*)-1-(4-fluorophenyl)-3-[[2-(4-fluorophenyl)-2-hydroxyethyl]thio]-4-oxoazetidin-2-yl)phenoxy]acetyl}-*D*-valyl-*L*-valine**

N-{[4-((2*R*,3*R*)-1-(4-Fluorophenyl)-3-{[2-(4-fluorophenyl)-2-oxoethyl]thio}-4-oxoazetidin-2-yl)phenoxy]acetyl}-D-valine (11.5, 0.02 mmol), *tert*-butyl L-valinate hydrochloride (5.3 mg, 0.025 mmol) and *N*-methymorpholine (10 μ l, 0.091 mmol) were dissolved in DCM (1.5 ml). After 5 minutes, TBTU (7.8 mg, 0.024 mmol) was added and the reaction mixture was stirred overnight. Additional *tert*-butyl L-valinate hydrochloride (1.5 mg, 7.2 μ mol), *N*-methymorpholine (6.5 μ l, 58 μ mol) and TBTU (2.0 mg, 6.2 μ mol, 0.31 eq) were added and the mixture was stirred for 2.5 h. The formation of the ester was confirmed. *M/z*: 736.1 (*M*-H). The reaction mixture was extracted between aqueous KHSO₄ (5 ml, pH of 3) and DCM (5 ml). The organic phase was dried over Na₂SO₄, filtered and concentrated. The residue was dissolved in formic acid (2 ml) and heated at 40 °C overnight. The solvent was removed under reduced pressure. Toluene was added and removed under reduced pressure. The residue was dissolved in MeOH (2 ml) and sodium borohydride (8.1 mg, 0.21 mmol) was added. The mixture was stirred for 30 minutes. Ammonium acetate (16 mg) was added and the solvent was removed under reduced pressure. The residue was purified with preparative HPLC on a C8 column. A gradient from 20% to 50 % MeCN in 0.1 M NH₄OAc buffer was used as eluent. After lyophilisation, the title compound was obtained as a white solid (7.3 mg, 54 %) *H*-NMR (400 MHz, DMSO-*d*₆): 0.70 (d, 3H), 0.79 (d, 3H), 0.83 (d, 6H), 2.00 (m, 2H), 2.86-2.92 (m, 2H), 4.07 (brs, 1H), 4.25-4.29 (m, 1H), 4.40 (m, 1H), 4.59 (brs, 2H), 4.72 (m, 1H), 5.03 (d, 0.5H), 5.05 (d, 0.5H), 5.68 (brs, 1H), 6.95 (d, 2H), 7.06-7.16 (m, 4H), 7.19-7.24 (m, 2H), 7.29-7.37 (m, 4H), 7.80 (d, 1H), 8.05-8.15 (brs, 1H). *M/z*: 682.1 (*M*-H).

25 **Example 54**

***N*-{[4-((2*R*,3*R*)-1-(4-fluorophenyl)-3-{[2-(4-fluorophenyl)-2-hydroxyethyl]thio}-4-oxoazetidin-2-yl)phenoxy]acetyl}-D-valyl-D-valine**

30

N-{[4-((2*R*,3*R*)-1-(4-fluorophenyl)-3-{[2-(4-Fluorophenyl)-2-oxoethyl]thio}-4-oxoazetidin-2-yl)phenoxy]acetyl}-D-valine (11.9 mg, 0.02 mmol), *tert*-butyl D-valinate hydrochloride (5.6 mg, 0.027 mmol) and *N*-methymorpholine (10 μ l, 0.092 mmol) were dissolved in DCM (1.5

ml). After 5 minutes, TBTU (8.2 mg, 0.0255 mmol) was added and the reaction mixture was stirred overnight. Additional *tert*-butyl D-valinate hydrochloride (1.7 mg, 8.1 μ mol), *N*-methylmorpholine (6.5 μ l, 58 μ mol), TBTU (2 mg, 6.2 μ mol) were added and the mixture was stirred for 3 h. The formation of the ester was confirmed. M/z: 736.2 (M-H). The solvent
5 was removed under reduced pressure and the residue was purified on silica gel (1 g) using DCM: MeOH (8:2) as eluent. The fractions were collected and concentrated. The residue was dissolved in formic acid (1 ml) and the resulting solution was stirred at 25-30 °C overnight. The solvent was evaporated and toluene was added and removed under reduced pressure. The residue was dissolved in methanol (1 ml) and sodium borohydride (8.8 mg, 0.23 mmol) was
10 added. The mixture was stirred for 30 minutes. Ammonium acetate (18 mg) was added and the solvent was removed under reduced pressure. The residue was purified with preparative HPLC on a C8 column. A gradient from 20% to 50 % MeCN in 0.1 M ammonium acetate buffer was used as eluent. After lyophilisation, the title compound was obtained as a white solid (2.5 mg, 18%). H-NMR (400 MHz, DMSO-*d*₆): 0.75 (d, 3H), 0.79-0.87 (m, 9H), 1.92-
15 2.06 (m, 2H), 2.86-2.92 (m, 2H), 4.01 (brs, 1H), 4.25 (d, 0.5H), 4.28 (d, 0.5H), 4.32 (t, 1H), 4.57 (d, 2H), 4.67-4.76 (m, 1H), 5.03 (d, 0.5H), 5.05 (d, 0.5H), 5.69 (brs, 1H), 6.93 (d, 2H), 7.04-7.17 (m, 4H), 7.18-7.25 (m, 2H), 7.29-7.38 (m, 4H), 7.85 (d, 1H), 7.96 (brs, 1H). M/z: 682.1 (M-H).

20

Example 55

***N*-{[4-((2*R*,3*R*)-1-(4-fluorophenyl)-3-{[2-(4-fluorophenyl)-2-hydroxyethyl]thio}-4-oxoazetidin-2-yl)phenoxy]acetyl}-D-valyl-L-methionine**

25

N-{[4-((2*R*,3*R*)-1-(4-Fluorophenyl)-3-{[2-(4-fluorophenyl)-2-oxoethyl]thio}-4-oxoazetidin-2-yl)phenoxy]acetyl}-D-valine (13.3 mg, 0.023 mmol), *tert*-butyl L-methioninate hydrochloride
30 (7.4 mg, 0.031 mmol) and *N*-methylmorpholine (10 μ l, 0.091 mmol) were dissolved in 1 ml. After 5 minutes, TBTU (8.9 mg, 0.028 mmol) was added and the resulting suspension was stirred overnight. Additional *tert*-butyl L-methioninate hydrochloride (2.1 mg, 0.0087 mmol), *N*-methylmorpholine (5 μ l, 45 μ mol) and TBTU (2.1 mg, 6.54 μ mol) were added and the

mixture was stirred for 2 h. The formation of the ester was confirmed. M/z 768.1 (M-H) and 770.0 (M+H). The yellow suspension was purified on silica gel (1g) and eluted with EtOAc:DCM (15:85). The pure fractions were concentrated and formic acid (1.5 ml) was added. The solution was stirred at 50°C overnight. The solvent was removed under reduced pressure. Toluene was added and removed under reduced pressure. The residue was dissolved in methanol (1 ml) and sodium borohydride (9.9 mg, 0.26 mmol) was added. The resulting reaction mixture was stirred for 10 minutes. Ammonium acetate (18.9 mg) was added and the solvent was removed under reduced pressure. The residue was purified with preparative HPLC on a C8 column. A gradient from 20% to 40 % MeCN in 0.1 M ammonium acetate buffer was used as eluent. After lyophilisation, the title compound was obtained as a white solid was obtained (4.6 mg, 28%). ¹H-NMR (400 MHz, DMSO-*d*₆): 0.75 (d, 3H), 0.79 (d, 3H), 1.79-1.97 (m, 3H), 1.99 (s, 3H), 2.36-2.44 (m, 2H), 2.86-2.92 (m, 2H), 2.24-4.35 (m, 3H), 4.58 (d, 2H), 4.67-4.76 (m, 1H), 5.03 (d, 0.5H), 5.5 (d, 0.5H), 5.63 (t, 1H), 6.95 (d, 2H), 7.05-7.16 (m, 4H), 7.18-7.24 (m, 2H), 7.30-7.38 (m, 2H), 7.82 (d, 1H), 7.37 (d, 1H). M/z: 714.0 (M-1) and 716.1 (M+H).

Example 56

N-[(4-{(2*R*,3*R*)-1-(4-fluorophenyl)-3-[(2-hydroxy-2-phenylethyl)thio]-4-oxoazetidin-2-yl}phenoxy)acetyl]glycyl-D-valine

(4-{(2*R*,3*R*)-1-(4-Fluorophenyl)-4-oxo-3-[(2-oxo-2-phenylethyl)thio]azetidin-2-yl}phenoxy)acetic acid (15 mg, 0.043 mmol), *tert*-butyl glycyl-D-valinate hydrochloride, (14.3 mg, 0.054 mmol) and *N*-methylmorpholine (14 µl, 0.13 mmol) were dissolved in DCM (2 ml). After 5 minutes, TBTU (16.9 mg, 0.053 mmol) was added and the reaction mixture was stirred for 2.5 h. The formation of the ester was confirmed. M/z: 678.35 (M+H). The solvent was removed under reduced pressure. The residue was dissolved in EtOAc:DCM (1:3) and purified on silica gel (1 g) using EtOAc:DCM (1:3) as eluent. The fractions were collected and concentrated. The residue (0.029 g) was dissolved in DCM (3 ml) and TFA (0.5 ml) was added. The reaction mixture was stirred overnight. The solvent was removed under

reduced pressure and toluene was added and removed under reduced pressure. The yellowish residue was dissolved in MeOH (2 ml) and sodium borohydride (16.2 mg, 0.43 mmol) was added. The reaction mixture was stirred for 10 minutes. Ammonium acetate (31.4 mg) was added and the solvent was removed under reduced pressure. The residue was purified with
5 preparative HPLC on a C8 column. A gradient from 20% to 50 % MeCN in 0.1 M ammonium acetate buffer was used as eluent. After lyophilisation, the title compound was obtained as a white solid (7.6 mg, 28 %). H-NMR (400 MHz, DMSO-*d*₆): 0.79 (d, 3H), 0.81 (d, 3H) 1.95-2.05 (m, 1H), 2.84-2.96 (m, 2H), 3.79 (d, 2H), 3.98-4.04 (m, 1H), 4.27 (d, 0.5H), 4.30 (d, 0.5H), 4.51 (s, 2H), 4.66-4.75 (m, 1H), 5.02 (d, 0.5H), 5.04 (d, 0.5H), 6.98 (d, 2H), 7.10-7.17
10 (m, 2H), 7.19-7.32 (m, 7H), 7.36 (d, 2H), 7.77 (t, 1H), 8.26 (t, 1H). M/z: 622.1 (M-H) and 624.2 (M+H).

Example 57

15

***N*-{[4-((2*R*,3*R*)-1-(4-fluorophenyl)-3-[[2-hydroxy-2-(4-methylphenyl)ethyl]thio]-4-oxoazetidin-2-yl)phenoxy]acetyl}glycyl-D-valine**

20

[4-((2*R*,3*R*)-1-(4-Fluorophenyl)-3-[[2-(4-methylphenyl)-2-oxoethyl]thio]-4-oxoazetidin-2-yl)phenoxy]acetic acid (15.0 mg, 0.043 mmol), *tert*-butyl glycyl-D-valinate hydrochloride (10.8 mg, 0.04 mmol), *N*-methylmorpholine (10 μ l, 0.09mmol) were dissolved in DCM (2 ml). After 5 minutes, TBTU (12.1 mg, 0.04 mmol) was added and the reaction mixture was
25 stirred overnight. The formation of the ester was confirmed. M/z: 690.13 (M-H) and 692.15 (M+H).The reaction mixture was purified on silica gel (1 g) and eluted with EtOAc:DCM (1:4). The collected fractions were concentrated. The oily residue was dissolved in DCM (1.5 ml) and TFA (1 ml) was added. The reaction mixture was stirred for 2.5 h. The solvent was evaporated. Toluene was added and evaporated to assist the removal of TFA. The residue was
30 dissolved in methanol (1.5 ml) and sodium borohydride (12.2 mg, 0.32 mmol) was added. Additional sodium borohydride (4.2 mg, 0.11 mmol) was added and the mixture was stirred for 15 minutes. The solvent was removed under reduced pressure and the residue was purified on preparative HPLC on a C8 column. A gradient from 20% to 50 % MeCN in 0.1M

ammonium acetate buffer was used as eluent. After lyophilisation, the title compound was obtained as a white solid (10.4 mg, 52 %). H-NMR (400 MHz, DMSO-*d*₆): 0.80 (d, 6H), 1.95-2.05 (m, 1H), 2.24 (brs, 3H), 2.80-2.94 (m, 2H), 3.78 (d, 2H), 4.00 (brs, 1H), 4.23 (d, 0.5H), 4.27 (brs, 0.5H) 4.51 (s, 2H), 4.61-4.70 (m, 1H), 5.00 (m, 1H), 6.97 (d, 2H) 7.06 (d, 2H), 7.10-7.18 (m, 4H), 7.19-7.25 (m, 2H), 7.34 (d, 2H), 7.76 (brs, 1H), 8.26 (t, 1H). M/z: 636.1 (M-H) and 638.1(M+H).

Example 58

10

***N*-{[4-((2*R*,3*R*)-1-(4-fluorophenyl)-3-{[2-(4-fluorophenyl)-2-hydroxyethyl]thio}-4-oxoazetidin-2-yl)phenoxy]acetyl}-D-valyl-D-tyrosine**

15 *N*-{[4-((2*R*,3*R*)-1-(4-Fluorophenyl)-3-{[2-(4-fluorophenyl)-2-oxoethyl]thio}-4-oxoazetidin-2-yl)phenoxy]acetyl}-D-valine (14.7 mg, 0.025 mmol), added *tert*-butyl D-tyrosinate hydrochloride (10.5 mg, 0.038 mmol) and *N*-methylmorpholine (10 μ l, 91 μ mol) were dissolved in DCM (1.5 ml). After 5 minutes, TBTU (9.9 mg, 0.031 mmol) was added and the reaction mixture was stirred overnight. Additional *tert*-butyl D-tyrosinate hydrochloride (3.6
20 mg, 0.013 mmol), *N*-methylmorpholine (10 μ l, 91 μ mol) and TBTU (3.1 mg, 9.7 μ mol) were added. The mixture was stirred for 3 h. The formation of the ester was confirmed. M/z. 800.07 (M-H) and 802.08 (M+H). Aqueous KHSO₄ (3 ml) was added and the mixture (pH of 2) was extracted with DCM (3x5 ml). The combined organic phases were washed with water (2x10 ml), dried over Na₂SO₄, filtered and concentrated. The oily residue (22.4 mg) was dissolved
25 in DCM (1.5 ml) and TFA (1.0 ml) was added. The mixture was stirred overnight. The solvent was evaporated. Toluene was added and removed under reduced pressure. The residue was dissolved in methanol (2 ml) and sodium borohydride (14 mg) was added. The solution was stirred for 10 minutes. Ammonium acetate (15 mg) was added and the solvent was removed under reduced pressure. The residue was purified with preparative HPLC on a C8
30 column. A gradient from 20% to 50 % MeCN in 0.1M ammonium acetate buffer was used as eluent. After lyophilisation, the title compound was obtained as a white solid (8.4 mg, 45 %). 1H-NMR (400 MHz, DMSO-*d*₆): 0.70 (d, 3H), 0.76 (d, 3H), 1.90-1.99 (m, 1H), 2.73-2.80 (m, 1H), 2.86-2.95 (m, 3H), 3.96-4.04 (m, 1H), 4.06-4.12 (m, 1H), 4.27 (d, 0.5H), 4.29 (d, 0.5H),

4.50-4.61 (m, 2H), 4.67-4.76 (m, 1H), 5.02 (d, 0.5H), 5.04 (d, 0.5H), 6.53 (d, 2H), 6.91 (q, 4H), 7.04-7.15 (m, 4H), 7.18-7.25 (m, 2H), 7.30-7.38 (m, 4H), 7.58-7.65 (brs, 1H), 7.91 (d, 1H). M/z: 746.0 (M-H).

5

Example 59

***N*-{[4-((2*R*,3*R*)-1-(4-fluorophenyl)-3-[[2-(4-fluorophenyl)-2-hydroxyethyl]thio]-4-oxoazetidin-2-yl)phenoxy]acetyl}-D-valyl-D-lysine**

10

N-{[4-((2*R*,3*R*)-1-(4-Fluorophenyl)-3-{[2-(4-fluorophenyl)-2-oxoethyl]thio}-4-oxoazetidin-2-yl)phenoxy]acetyl}-D-valine (14.7, 0.025 mmol), *tert*-butyl *N*⁶-(*tert*-butoxycarbonyl)-D-lysinate hydrochloride (10.3, 0.03 mmol) and *N*-methylmorpholine (10 μ l, 91 μ mol) were dissolved in DCM (1.5 ml). After 5 min, TBTU (9.8 mg, 0.03 mmol) was added and the reaction mixture was stirred overnight. Additional *N*⁶-(*tert*-butoxycarbonyl)-D-lysinate hydrochloride (3.4 mg, 0.01 mmol), *N*-methylmorpholine (5 μ l, 45 μ mol) and TBTU (3.3 mg, 0.01 mmol) were added and the mixture was stirred for 2 h. Aqueous KHSO₄ (3 ml) was added and the mixture (pH of 3) was extracted with DCM (3x5 ml). The combined organic phases were washed with water (2x5 ml) and dried over Na₂SO₄. The solvent was removed under reduced pressure. The crude residue (17.1 mg) was dissolved in DCM (1.5 ml) and TFA (1ml). The solution was stirred for 1.5 h. The solvent was removed under reduced pressure. Toluene was added and evaporated to assist the removal of TFA. The residue was dissolved in methanol (2 ml) and sodium borohydride (11.5 mg, 0.30 mmol) was added. The mixture was for ca 15 minutes. After removal of the solvent under reduced pressure, the residue was purified with preparative HPLC on a C8 column. A gradient from 20% to 50 % MeCN in 0.1M ammonium acetate buffer was used as eluent. After lyophilisation, the title compound was obtained as a white solid. (7.8 mg, 43 %). ¹H-NMR (400 MHz, DMSO-*d*₆): 0.75 (d, 3H), 0.79 (d, 3H), 1.17-1.63 (m, 4H), 1.96-2.06 (m, 1H), 2.61-2.69 (m, 2H), 2.85-2.93 (m, 2H), 3.72-3.80 (m, 1H), 4.12 (t, 1H), 4.27 (s, 0.5H), 4.30 (s, 0.5H), 4.53-5.64 (m, 2H), 4.67-4.76 (m, 1H), 5.01-5.05 (m, 1H), 6.94 (d, 2H), 7.03-7.16 (m, 4H), 7.29-7.39 (m, 4H), 7.50-7.57 (brs, 1H), 8.05 (d, 1H). M/z: 713.1.

Example 60**5 *N*-[(4-[(2*R*,3*R*)-3-[(2-hydroxy-2-phenylethyl)thio]-4-oxo-1-phenylazetidin-2-yl]phenoxy)acetyl]glycyl-D-valine**

10 [4-((2*R*,3*R*)-3-[(5,5-Dimethyl-2-phenyl-1,3-dioxan-2-yl)methyl]thio}-4-oxo-1-phenylazetidin-2-yl)phenoxy]acetic acid (12.6 mg, 0.024 mmol) and *N*-methylmorpholine (15 μ l, 0.14 mmol) were dissolved in DCM (2 ml). Additional DCM (2 ml), *N*-methylmorpholine (20 μ l, 0.18 mmol) and *tert*-butyl glycyl-D-valinate hydrochloride, (9.0 mg, 0.034 mmol) were added after 0.5 h and the mixture was stirred for 10 minutes. TBTU (10.5 mg, 0.033
15 mmol) was added and the mixture was stirred overnight. The formation of the ester was confirmed. *M/z*: 746.1. The solvent was removed under reduced pressure and the residue was purified with preparative HPLC on a C8 column. A gradient from 20% to 50% MeCN in 0.1 M ammonium acetate buffer was used as eluent. After lyophilisation, the obtained compound was dissolved in DCM (2 ml) and TFA (1 ml) was added. The reaction mixture was stirred
20 for 2.5 h. The hydrolysis of the ester was confirmed. *M/z*: 604.2. The solvent was removed under reduced pressure. Co-evaporation with toluene was performed to assist the removal of TFA. The residue was dissolved in methanol (2 ml) and sodium borohydride (9.2 mg, 0.24 mmol) was added. After 15 minutes, the solvent was evaporated off and the residue was purified with preparative HPLC on a C8 column. A gradient from 20% to 50 % MeCN in 0.1
25 M ammonium acetate buffer was used as eluent. After lyophilisation, the title compound was obtained as a white solid was (4.0 mg, 28%). ¹H-NMR (400 MHz, DMSO-*d*₆): 0.78 (d, 6H), 1.95-2.04 (m, 1H), 2.83-2.97 (m, 2H), 3.76 (d, 2H), 3.89-3.95 (m, 1H), 4.26 (d, 0.5H), 4.30 (d, 0.5H), 4.51 (s, 2H), 4.67-4.75 (m, 1H), 5.01 (d, 0.5H), 5.03 (d, 0.5H), 6.98 (d, 2H), 7.03 (t, 1H), 7.17-7.22 (m, 3H), 7.23-7.32 (m, 6H), 7.36 (d, 2H), 7.55-7.65 (m, 1H), 8.29 (t, 1H). *M/z*:
30 603.96 (M-H).

Example 61

***N*-{[4-((2*R*,3*R*)-1-(4-chlorophenyl)-3-{[2-(4-chlorophenyl)-2-hydroxyethyl]thio}-4-oxoazetidin-2-yl)phenoxy]acetyl}glycyl-D-valine**

5

[4-((2*R*,3*R*)-1-(4-Chlorophenyl)-3-{[2-(4-chlorophenyl)-2-oxoethyl]thio}-4-oxoazetidin-2-yl)phenoxy]acetic acid (15.3 mg, 0.03 mmol), *N*-methylmorpholine (10 μ l, 0.091 mmol) and *tert*-butyl glycyl-D-valinate hydrochloride, (10.4 mg, 0.039 mmol) were dissolved in DCM (2 ml). After 10 minutes, TBTU (11.9 mg, 0.037 mmol) was added and the mixture was stirred
10 overnight. The intermediate *tert*-butylester was confirmed. *M/z*: 727.8 (M-H). The reaction mixture was extracted between water (10 ml, acidified to pH of 3 with KHSO₄ (2M)) and DCM (3x10 ml). The combined organic phases were washed with water (2x20 ml), dried over Na₂SO₄, filtered and concentrated. The oily residue was dissolved in DCM (2 ml) and TFA (1.3 ml) was added. The mixture was stirred overnight. The solvent was evaporated and co-
15 evaporation with toluene was performed to assist the removal of TFA. The residue was dissolved in methanol (2 ml) and sodium borohydride (12.3 mg, 0.33 mmol) was added. After 15 minutes, ammonium acetate (17mg) was added and the solvent was removed under reduced pressure. The residue was purified on preparative HPLC on C8 column. A gradient from 20% to 50 % MeCN in 0.1M ammonium acetate buffer was used as eluent. After
20 lyophilisation, the title compound was obtained as a white solid (15.1 mg, 77 %). H-NMR (400 MHz, DMSO-*d*₆): 0.78 (d, 3H), 0.80 (d, 3H), 0.95-1.03 (m, 1H), 2.83-3.00 (m, 2H), 3.75-3.80 (m, 2H), 3.93-4.00 (t, 1H), 4.30 (d, 0.5H), 4.36-4.38 (brs, 0.5H), 4.52 (s, 2H), 4.69-4.77 (m, 1H), 5.02 (d, 0.5H), 5.06 (d, 0.5H), 6.96-7.00 (m, 2H), 7.18-7.22 (m, 2H), 7.31-7.38 (m, 8H), 7.60-7.74 (m, 1H), 8.28 (t, 1H). *M/z*: 671.9 (M+H).

25

Example 62

***N*-{[4-((2*R*,3*R*)-1-(4-chlorophenyl)-3-{[2-(4-chlorophenyl)-2-hydroxyethyl]thio}-4-oxoazetidin-2-yl)phenoxy]acetyl}glycyl-D-lysine**

30

N-{[4-((2*R*,3*R*)-1-(4-Chlorophenyl)-3-{[2-(4-chlorophenyl)-2-oxoethyl]thio}-4-oxoazetidin-2-yl)phenoxy]acetyl}glycine (14.6 mg, 0.026 mmol) and *N*-methymorpholine (20 μ l, 0.18 mmol) were dissolved in DCM (2 ml). *tert*-Butyl *N*⁶-(*tert*-butoxycarbonyl)-D-lysinate hydrochloride (11.1 mg, 0.033 mmol) was added and after 5 minutes TBTU (9.8 mg, 0.031 mmol) was added to the suspension. The mixture was stirred overnight. Additional *tert*-butyl *N*⁶-(*tert*-butoxycarbonyl)-D-lysinate (4.8 mg, 0.014 mmol), *N*-methymorpholine (10 μ l, 91 μ mol) and TBTU (4.6 mg, 0.014 mmol) were added and the mixture was stirred for 2.5 h. The formation of the ester was confirmed. M/z: 855.4 (M-H). DCM (3 ml) and water (5 ml) were added and the solution was acidified to pH 3 with KHSO₄ (2M). The organic phase was washed with water (2x5 ml). The combined water phases were extracted with DCM (2x5 ml). The organic phase was dried over Na₂SO₄, filtered and concentrated under reduced pressure. The oily residue was dissolved in DCM (1.5 ml) and TFA (1 ml) was added. The mixture was stirred for 2.5 h. The mixture was concentrated and co-evaporation with toluene was performed to assist the removal of TFA. The residue was dissolved in methanol (2 ml) and sodium borohydride (10.4 mg, 0.027 mmol) was added. After 15 minutes, ammonium acetate buffer (0.1M, 1.5 ml) was added and the solvent was removed under reduced pressure. The residue was purified with preparative HPLC on a C8 column. A gradient from 20% to 50 % MeCN in 0.1M ammonium acetate buffer was used as eluent. After lyophilisation, the title compound was obtained as a white solid (10.8 mg, 59 %). H-NMR (400 MHz, DMSO-*d*₆): 1.18-1.36 (m, 2H), 1.41-1.70 (m, 4H), 2.71 (t, 2H), 2.84-2.97 (m, 2H), 3.72-3.75 (brd, 2H), 3.93 (m, 1H), 4.30 (d, 0.5H), 4.34 (d, 0.5H), 4.52 (s, 2H), 4.68-4.77 (m, 1H), 5.03 (d, 0.5H), 5.07 (d, 0.5H), 6.98 (d, 2H), 7.20 (d, 2H), 7.31-7.38 (m, 8H), 7.63-7.72 (m, 1H), 8.34 (t, 1H). M/z: 705.1.

25

Example 63

(2*R*)-2-[(*N*-{[4-((2*R*,3*R*)-1-(4-fluorophenyl)-3-{[2-(4-fluorophenyl)-2-hydroxyethyl]thio}-4-oxoazetidin-2-yl)phenoxy]acetyl}glycyl)amino]-4-phenylbutanoic acid

30

N-{[4-((2*R*,3*R*)-1-(4-Fluorophenyl)-3-{[2-(4-fluorophenyl)-2-oxoethyl]thio}-4-oxoazetidin-2-yl)phenoxy]acetyl}glycine (14.4 mg, 0.027 mmol) and *N*-methylmorpholine (15 μ l, 0.14 mmol) were dissolved in DMF (3 ml). After 5 minutes, TBTU (10.3 mg, 0.032 mmol) was added and the mixture was stirred at 30°C for 20 minutes. (2*R*)-2-Amino-4-phenylbutanoic acid (5.7 mg, 0.032 mmol) was added and the mixture was stirred at ambient temperature for 1.5 hours. The formation of the intermediate acid was confirmed. M/z: 702.0. MeOH (2.5 ml) and sodium borohydride were added and the mixture was stirred for 20 minutes. Ammonium acetate (31 mg) was added. The mixture was concentrated and purified with preparative HPLC on a C8 column. A gradient from 20% to 45% MeCN in 0.1M ammonium acetate buffer was used as eluent. After lyophilisation, the title compound was obtained as a white solid (9.4 mg, 50 %). H-NMR (400 MHz, DMSO- d_6): 1.74-1.87 (m, 1H), 1.89-1.99 (m, 1H), 2.49-2.53 (m, 2H), 2.82-2.98 (m, 2H), 3.77 (d, 2H), 3.94-4.01 (m, 1H), 4.27 (d, 0.5H), 4.31 (d, 0.5H), 4.53 (s, 2H), 4.68-4.77 (m, 1H), 5.02 (d, 0.5H), 5.05 (d, 0.5H), 6.99 (d, 2H), 7.05-7.16 (m, 7H), 7.19-7.26 (m, 4H), 7.30-7.38 (m, 4H), 7.78-7.88 (dd, 1H), 8.35 (t, 1H). M/z: 702.0 (M-H).

Example 64

(2*R*)-2-[(*N*-{[4-((2*R*,3*R*)-1-(4-fluorophenyl)-3-{[2-(4-fluorophenyl)-2-hydroxyethyl]thio}-4-oxoazetidin-2-yl)phenoxy]acetyl}glycyl)amino]-4-(4-hydroxyphenyl)butanoic acid

N-{[4-((2*R*,3*R*)-1-(4-Fluorophenyl)-3-{[2-(4-fluorophenyl)-2-oxoethyl]thio}-4-oxoazetidin-2-yl)phenoxy]acetyl}glycine (15.2 mg, 0.028 mmol) and *N*-methylmorpholine (15 μ l, 0.14 mmol) were dissolved in DMF (2 ml). TBTU (10.5 mg, 0.033 mmol) was added and after 20 minutes (2*R*)-2-amino-4-(4-hydroxyphenyl)butanoic acid hydrobromide (9.2 mg, 0.033 mmol) was added. The reaction mixture was stirred for 1.5 h. The formation of the intermediate acid was confirmed. M/z: 718.3. MeOH (2 ml) and sodium borohydride (10.7 mg, 0.28 mmol) were added and the mixture was stirred for 20 minutes. Ammonium acetate (34 mg) was added and the methanol was removed under reduced pressure. The residue was purified with preparative HPLC on a C8 column. A gradient from 20% to 45% MeCN in 0.1M ammonium acetate buffer was used as eluent. After lyophilisation, the title compound

was obtained as a white solid (9.6 mg, 47%). H-NMR (400 MHz, DMSO-*d*₆): 1.75-1.86 (m, 1H), 1.89-1.98 (m, 1H), 2.41 (t, 2H), 2.81-2.98 (m, 2H), 3.78 (d, 2H), 3.97-4.05 (m, 1H), 4.27 (d, 0.5H), 4.31 (d, 0.5H), 4.53 (s, 2H), 4.67-4.76 (m, 1H), 5.02 (d, 0.5H), 5.05 (d, 0.5H), 6.62 (d, 2H), 6.91 (d, 2H), 6.98 (d, 2H), 7.05-7.16 (m, 4H), 7.20-7.25 (m, 2H), 7.30-7.39 (m, 4H),
 5 7.87-7.97 (m, 1H), 8.30 (t, 1H), 8.91-9.30 (br, 1H). M/z: 718.0 (M-H).

Example 65

10

***N*-{[4-((2*R*,3*R*)-1-(4-fluorophenyl)-3-{[2-hydroxy-2-(4-methoxyphenyl)ethyl]thio}-4-oxoazetidin-2-yl)phenoxy]acetyl}glycyl-D-alanine**

15 *N*-{[4-((2*R*,3*R*)-1-(4-Fluorophenyl)-3-{[2-(4-methoxyphenyl)-2-oxoethyl]thio}-4-oxoazetidin-2-yl)phenoxy]acetyl}glycine (0.04 g, 0.072 mmol) and *N*-methylmorpholine (0.022 g, 0.217 mmol) were dissolved in CH₂Cl₂ (4 ml). *tert*-Butyl D-alaninate hydrochloride (0.016 g, 0.087 mmol) and TBTU (0.030 g, 0.094 mmol) were added. After 2 h, the reaction mixture was purified on silica gel and eluted with EtOAc/ CH₂Cl₂ (25/75). Pure fractions
 20 were collected and concentrated. The residue was dissolved in CH₂Cl₂ (3 ml) and TFA (2 ml). The hydrolysis was completed after 2h. The reaction mixture was concentrated and MeOH (3 ml) and NaBH₄ (0.011 g, 0.290 mmol) were added. The mixture was stirred for 5 minutes. The reaction was quenched by the addition of 0.1M NH₄OAc buffer (2 ml) and the solvent evaporated. The residue was purified by preparative HPLC using an eluent of 0-50% CH₃CN
 25 in 0.1M NH₄OAc buffer. Freeze-drying of the pure fractions afforded the title compound (0.030 g, 66%) as a colourless solid. M/z: 624.2, (M -1). ¹H NMR [(CD₃)₂SO], 400 MHz] δ 1.16 (d, 3H), 2.83-2.93 (m, 2H), 3.68-3.74 (m, 5H), 3.88-3.95 (m, 1H), 4.23-4.26 (m, 1H), 4.51 (s, 2H), 4.60-4.70 (m, 1H), 5.00-5.03 (m, 1H), 6.81-7.37 (m, 12H), 7.74-7.79 (m, 1H), 8.29-8.34 (m, 1H).

30

Example 66

1-[(N-[[4-((2R,3R)-1-(4-fluorophenyl)-3-[[2-(4-fluorophenyl)-2-hydroxyethyl]thio]-4-oxoazetidin-2-yl)phenoxy]acetyl]glycyl)amino]cyclopropanecarboxylic acid

- 5 N-Methyl morpholine (0.037 g, 0.370 mmol) and TBTU (0.039 g, 0.120 mmol) were added to a solution of *N*-{[4-((2R,3R)-1-(4-fluorophenyl)-3-[[2-(4-fluorophenyl)-2-oxoethyl]thio]-4-oxoazetidin-2-yl)phenoxy]acetyl}glycine (0.025 g, 0.046 mmol) in DMF (2 ml) at 30 °C. After 1h, 1-aminocyclopropane carboxylic acid (0.019 g, 0.185 mmol) was added. After 1h, the reaction was quenched by the addition of water (1 ml). After 10 minutes, MeOH (2 ml)
- 10 and NaBH₄ (0.035 g, 0.925 mmol) were added. Full conversion to the corresponding alcohol was obtained after 5 minutes. The reaction was quenched by the addition of 0.1M NH₄OAc buffer (2 ml). The product was purified by preparative HPLC (eluent 0-50% CH₃CN in 0.1M NH₄OAc buffer). Freeze-drying of the pure fractions afforded the title compound (0.045 g, 78%) as a colourless solid. ¹H NMR [(CD₃)₂SO], 400 MHz] δ 0.78-0.88 (m, 2H), 1.08-1.22 (m, 2H), 2.84-2.94 (m, 2H), 3.63-3.72 (m, 2H), 4.24-4.29 (m, 1H), 4.48-4.52 (m, 2H), 4.68-4.75 (m, 1H), 5.03-5.06 (m, 1H), 6.96-7.37 (m, 12H), 7.78-8.36 (m, 2H).

Example 67

20

***N*-{[4-((2R,3R)-1-(4-chlorophenyl)-3-[[2-(4-chlorophenyl)-2-hydroxyethyl]thio]-4-oxoazetidin-2-yl)phenoxy]acetyl}glycyl-3-methyl-D-valine**

- 25 TBTU (0.020 g, 0.063 mmol) was added to a solution of *N*-{[4-((2R,3R)-1-(4-chlorophenyl)-3-[[2-(4-chlorophenyl)-2-oxoethyl]thio]-4-oxoazetidin-2-yl)phenoxy]acetyl}glycine (0.030 g, 0.052 mmol) and N-methylmorpholine (0.016 g, 0.157 mmol) in CH₂Cl₂ (5 ml) at 30 °C. After 30 minutes, D-tert-leucine (0.008 g, 0.063 mmol) was added and the mixture was stirred for 30 minutes. The reaction mixture was concentrated. Toluene (2 ml) was added and
- 30 evaporated. MeOH (3 ml) and sodium borohydride (0.020 g, 0.523 mmol) were added. Full conversion to the corresponding alcohol was obtained after 5 minutes. The reaction was quenched by the addition of 0.1M NH₄OAc (1 ml) buffer and the mixture was concentrated. The residue was purified by preparative HPLC using an eluent of 0-50% CH₃CN in 0.1M

NH₄OAc buffer. Freeze-drying of the pure fractions afforded the title compound (0.021 g, 58%) as a colourless solid. ¹H NMR [(CD₃)₂SO], 400 MHz] δ 0.85 (s, 9H), 2.82-2.98 (m, 2H), 3.75-3.81 (m, 2H), 3.91-3.96 (m, 1H), 4.29-4.37 (m, 1H), 4.52 (s, 2H), 4.70-4.78 (m, 1H), 5.01-5.06 (m, 1H), 6.97-6.99 (m, 2H), 7.19-7.21 (m, 2H), 7.32-7.36 (m, 8H), 7.52-7.63 (m, 1H), 8.27-8.32 (m, 1H).

Example 68

10

***N*-{[4-((2*R*,3*R*)-1-(4-fluorophenyl)-3-{[2-(4-fluorophenyl)-2-hydroxyethyl]thio}-4-oxoazetidin-2-yl)phenoxy]acetyl}glycyl-D-tryptophan**

15 TBTU (0.016 g, 0.051 mmol) was added to a solution of *N*-{[4-((2*R*,3*R*)-1-(4-fluorophenyl)-3-{[2-(4-fluorophenyl)-2-oxoethyl]thio}-4-oxoazetidin-2-yl)phenoxy]acetyl}glycine (0.025 g, 0.046 mmol) and *N*-methylmorpholine (0.014 g, 0.139 mmol) in DMF (2 ml) at 30 °C. After 1h, DMSO (1 ml) and D-tryptophan (0.019 g, 0.092 mmol) were added. After 10 minutes, the reaction was quenched by the addition of water (1ml). The mixture was stirred for 10 minutes
20 and MeOH (1 ml) and NaBH₄ (0.035 g, 0.925 mmol) were added. After 5 minutes, full conversion to the corresponding alcohol was obtained. The reaction was quenched by the addition of 0.1M NH₄OAc buffer (1 ml). The reaction mixture was concentrated and the residue was purified by preparative HPLC using an eluent of 0-50% CH₃CN in 0.1M NH₄OAc buffer. This gave the title compound (0.028 g, 83%) as a colourless solid. *M/z*: 727.0
25 (M-1). ¹H NMR [(CD₃)₂SO], 400 MHz] δ 2.79-3.18 (m, 4H), 3.61-3.80 (m, 2H), 4.26-4.34 (m, 2H), 4.43-4.54 (m, 2H), 4.68-4.78 (m, 1H), 4.97-5.04 (m, 1H), 6.84-7.55 (m, 17H), 7.65-7.82 (m, 1H), 8.22-8.25 (m, 1H), 10.73 (s, 1H).

30 **Example 69**

***N*-{[4-((2*R*,3*R*)-1-(4-fluorophenyl)-3-{[2-(4-fluorophenyl)-2-hydroxyethyl]thio}-4-oxoazetidin-2-yl)phenoxy]acetyl}glycyl-D-histidine**

TBTU (0.016 g, 0.051 mmol) was added to a solution of *N*-{[4-((2*R*,3*R*)-1-(4-fluorophenyl)-3-{[2-(4-fluorophenyl)-2-oxoethyl]thio}-4-oxoazetidin-2-yl)phenoxy]acetyl}glycine (0.025 g, 0.046 mmol) and *N*-methylmorpholine (0.014 g, 0.139 mmol) in DMF (2 ml) at 30 °C. After 1 h, D-histidine (0.014 g, 0.092 mmol) and tetrabutylammoniumbromide (0.003 g, 0.009 mmol) were added. The reaction mixture was stirred overnight (30% conversion) and the reaction was quenched by the addition of water (2 ml). Purification by preparative HPLC using an eluent of 0-50% CH₃CN in 0.1M NH₄OAc buffer afforded the intermediate ketone, which was reduced by the addition of MeOH (3 ml) and NaBH₄ (0.005 g, 0.139 mmol). Full conversion to the corresponding alcohol was obtained after 5 minutes. The reaction was quenched by the addition of 0.1M NH₄OAc buffer (2 ml) and the mixture was concentrated. Purification by preparative HPLC using an eluent of 0-40% CH₃CN in 0.1M NH₄OAc buffer afforded the title compound (0.001 g, 4.5%) as a colourless solid. *M/z*: 680.0. ¹H NMR [(CD₃)₂SO], 400 MHz] δ 2.82-2.93 (m, 4H), 3.71-3.80 (m, 2H), 4.11-4.30 (m, 2H), 4.52 (s, 2H), 4.68-4.73 (m, 1H), 5.04-5.07 (m, 1H), 6.68-7.50 (m, 14H), 7.90-7.96 (m, 1H), 8.27-8.33 (m, 1H).

20 **Example 70**

***N*-{[4-((2*R*,3*R*)-1-(4-fluorophenyl)-3-{[2-(4-fluorophenyl)-2-hydroxyethyl]thio}-4-oxoazetidin-2-yl)phenoxy]acetyl}glycyl-3-(2-naphthyl)-D-alanine**

25

TBTU (0.019 g, 0.060 mmol) was added to a solution of *N*-{[4-((2*R*,3*R*)-1-(4-fluorophenyl)-3-{[2-(4-fluorophenyl)-2-oxoethyl]thio}-4-oxoazetidin-2-yl)phenoxy]acetyl}glycine (0.025 g, 0.046 mmol) and *N*-methylmorpholine (0.014 g, 0.139 mmol) in CH₂Cl₂ (5 ml) at 30 °C. After 1h, DMF (3 ml), DMSO (1 ml) and D-(2-naphthyl)alanine (0.011 g, 0.051 mmol) were added. The reaction was quenched by the addition of water (1 ml) after 1 h. NaBH₄ (0.035 g, 0.925 mmol) was added. After 5 minutes, full conversion to the corresponding alcohol was obtained. The reaction was quenched by the addition of 0.1M NH₄OAc buffer (1 ml) and the mixture was concentrated. Purification by preparative HPLC using an eluent of 0-55%

CH₃CN in 0.1M NH₄OAc buffer afforded the title compound (0.017 g, 48%) as a colourless solid. M/z: 738.0 (M-1). ¹H NMR [(CD₃)₂SO], 400 MHz] δ 2.75-3.27 (m, 4H), 3.55-3.83 (m, 2H), 4.25-4.55 (m, 4H), 4.68-4.79 (m, 1H), 4.92-5.02 (m, 1H), 6.72-7.80 (m, 20H), 8.26-8.30 (m, 1H).

5

Example 71

N-{[4-((2*R*,3*R*)-1-(4-fluorophenyl)-3-{[2-(4-fluorophenyl)-2-hydroxyethyl]thio}-4-oxoazetidin-2-yl)phenoxy]acetyl}glycyl-3-methyl-D-valine

10

TBTU (0.021 g, 0.067 mmol) was added to a solution of *N*-{[4-((2*R*,3*R*)-1-(4-fluorophenyl)-3-{[2-(4-fluorophenyl)-2-oxoethyl]thio}-4-oxoazetidin-2-yl)phenoxy]acetyl}glycine (0.030 g, 0.056 mmol) and *N*-methyl morpholine (0.017 g, 0.166 mmol) in CH₂Cl₂ (5 ml) at 30 °C.

15 After 1.5h, D-tert-leucine (0.011 g, 0.083 mmol) was added. Full conversion to the corresponding amide was obtained after 30 minutes. The reaction was quenched by the addition of water (1 ml). After 10 minutes, MeOH (3 ml) and NaBH₄ (0.042 g, 1.11 mmol) were added. After 5 minutes, the reaction was quenched by the addition of 0.1M NH₄OAc buffer (1 ml). The reaction mixture was concentrated and purified by preparative HPLC using

20 an eluent of 0-50% CH₃CN in 0.1M NH₄OAc buffer. The title compound (0.025 g, 69%) was obtained as a colourless solid. M/z: 654.0 (M-1). ¹H NMR [(CD₃)₂SO], 400 MHz] δ 0.86 (s, 9H), 2.82-2.98 (m, 2H), 3.76-3.81 (m, 2H), 3.92-3.96 (m, 1H), 4.26-4.33 (m, 1H), 4.52 (s, 2H), 4.68-4.76 (m, 1H), 5.02-5.07 (m, 1H), 6.97-7.37 (m, 12H), 7.58-7.63 (m, 1H), 8.29-8.34 (m, 1H).

25

Example 72

N-{[4-((2*R*,3*R*)-1-(4-fluorophenyl)-3-{[2-(4-fluorophenyl)-2-hydroxyethyl]thio}-4-oxoazetidin-2-yl)phenoxy]acetyl}glycyl-(3*R*,4*S*,5*R*)-3,4,5,6-tetrahydroxy-D-norleucine

30

N-{[4-((2*R*,3*R*)-1-(4-Fluorophenyl)-3-{[2-(4-fluorophenyl)-2-oxoethyl]thio}-4-oxoazetidin-2-yl)phenoxy]acetyl}glycine (0.025 g, 0.046 mmol) was dissolved in DMSO (2 ml) at 30 °C. N-Methylmorpholine (0.014 g, 0.139 mmol) and TBTU (0.018 g, 0.056 mmol) were added. After 1h, D-glucosaminic acid (0.018 g, 0.092 mmol) and tetrabutylammoniumbromide (0.001 g, 0.005 mmol) were added. The mixture was stirred for 15 minutes. Additional TBTU (18 mg, 0.056 mmol) was added. After 30 minutes, approximately 30% amide formation had occurred. The reaction was quenched by the addition of 0.1M NH₄OAc buffer (2 ml). The intermediate ketone was purified by preparative HPLC using an eluent of 0-50% CH₃CN in 0.1M NH₄OAc buffer and freeze-dried. MeOH (3 ml) and NaBH₄ (0.005 g, 0.139 mmol) were added. After 5 minutes, the reaction was quenched by the addition of 0.1M NH₄OAc buffer (1 ml). Concentration of the mixture and purification by preparative HPLC using an eluent of 0-50% CH₃CN in 0.1M NH₄OAc buffer gave the title compound (0.005 g, 16%) as a colourless solid. M/z: 718.0 (M-1). ¹H NMR [(CD₃)₂SO], 400 MHz] δ 2.82-2.94 (m, 2H), 3.34-3.56 (m, 4H), 3.76-3.80 (m, 2H), 3.87-3.90 (m, 1H), 4.07-4.11 (m, 1H), 4.27-4.32 (m, 1H), 4.52 (s, 2H), 4.68-4.76 (m, 1H), 5.02-5.05 (m, 1H), 6.97-7.39 (m, 12H), 7.63-7.70 (m, 1H), 8.28-8.35 (m, 1H).

Example 73

20

***N*-{[4-((2*R*,3*R*)-1-(4-fluorophenyl)-3-{[2-(4-fluorophenyl)-2-hydroxyethyl]thio}-4-oxoazetidin-2-yl)phenoxy]acetyl}glycyl-β-phenyl-D-phenylalanine**

25 TBTU (0.018 g, 0.056 mmol) was added to a solution of *N*-{[4-((2*R*,3*R*)-1-(4-fluorophenyl)-3-{[2-(4-fluorophenyl)-2-oxoethyl]thio}-4-oxoazetidin-2-yl)phenoxy]acetyl}glycine (0.025 g, 0.046 mmol) and N-methylmorpholine (0.023 g, 0.231 mmol) in CH₂Cl₂ (5 ml) at 30 °C. After 1.5h, β-phenyl-D-phenylalanine trifluoro acetic acid salt (0.033 g, 0.092 mmol) was added. The mixture was stirred for 5 minutes. Water (1 ml) was added and the mixture was concentrated. MeOH (3 ml) and NaBH₄ (0.017 g, 0.462 mmol) were added. After 5 minutes, the reaction was quenched by the addition of 0.1M NH₄OAc buffer (1 ml) followed by concentration of the mixture. Purification by preparative HPLC using an eluent of 0-45% CH₃CN in 0.1M NH₄OAc buffer and lyophilisation gave the title compound (0.021 g, 59%)

as a colourless solid. M/z: 764.1 (M-1). ¹H NMR [(CD₃)₂SO], 400 MHz] δ 2.82-2.95 (m, 2H), 3.42-3.49 (m, 1H), 3.66-3.74 (m, 1H), 4.25-4.33 (m, 2H), 4.42 (d, 1H), 4.47 (d, 1H), 4.69-4.76 (m, 1H), 5.03-5.12 (m, 2H), 6.94-7.38 (m, 22H), 8.10-8.14 (m, 1H), 8.18-8.24 (m, 1H).

5

Example 74

(2R)-4-cyclohexyl-2-[(N-{[4-((2R,3R)-1-(4-fluorophenyl)-3-{[2-(4-fluorophenyl)-2-hydroxyethyl]thio}-4-oxoazetidin-2-yl)phenoxy]acetyl}glycyl)amino]butanoic acid

10

N-{[4-((2R,3R)-1-(4-Fluorophenyl)-3-{[2-(4-fluorophenyl)-2-oxoethyl]thio}-4-oxoazetidin-2-yl)phenoxy]acetyl}glycine (0.025 g, 0.046 mmol) was dissolved in DMF (2 ml) at 30 °C. N-Methyl morpholine (0.034 g, 0.333 mmol) and TBTU (0.043 g, 0.133 mmol) were added.

15 After 1h, sodium (2R)-2-amino-4-cyclohexylbutanoate (0.039 g, 0.189 mmol), DMSO (2 ml) and tetrabutylammoniumbromide (0.004 g, 0.011 mmol) were added. The mixture was stirred for 1 h and water (1 ml) was added. After 1h, MeOH (2 ml) and NaBH₄ (0.084 g, 2.220 mmol) were added. Full conversion to the corresponding alcohol was obtained after 5 minutes. The reaction was quenched by the addition of 0.1M NH₄OAc buffer (2 ml). The
20 mixture was purified by preparative HPLC (eluent 0-50% CH₃CN in 0.1M NH₄OAc buffer). Freeze-drying of the pure fractions gave the title compound (0.034 g, 43%) as a colourless solid. M/z: 708.1 (M-1). ¹H NMR [(CD₃)₂SO], 400 MHz] δ 0.75-1.62 (m, 15H), 2.82-2.99 (m, 2H), 3.68-3.78 (m, 2H), 3.90-3.96 (m, 1H), 4.23-4.35 (m, 1H), 4.50 (s, 2H), 4.69-4.75 (m, 1H), 5.01-5.07 (m, 1H), 6.95-7.39 (m, 12H), 7.68-7.80 (m, 1H), 8.20-8.34 (m, 1H).

25

Example 75

(2R)-cyclopentyl[(N-{[4-((2R,3R)-1-(4-fluorophenyl)-3-{[2-(4-fluorophenyl)-2-

30 **hydroxyethyl]thio}-4-oxoazetidin-2-yl)phenoxy]acetyl}glycyl)amino]acetic acid**

N-{[4-((2*R*,3*R*)-1-(4-Fluorophenyl)-3-{[2-(4-fluorophenyl)-2-oxoethyl]thio}-4-oxoazetidin-2-yl)phenoxy]acetyl}glycine (0.035 g, 0.065 mmol) was dissolved in DMF (2 ml) at 30 °C. *N*-Methyl morpholine (0.026 g, 0.259 mmol) and TBTU (0.027 g, 0.084 mmol) were added. After 1h, (2*R*)-amino(cyclopentyl)acetic acid (0.014 g, 0.097 mmol) was added. The mixture was stirred for 1 h and water (1 ml) was added. After 10 minutes, MeOH (2 ml) and NaBH₄ (0.037 g, 0.971 mmol) were added. Full conversion to the corresponding alcohol was obtained after 5 minutes. The reaction was quenched by the addition of 0.1M NH₄OAc buffer (2 ml). The mixture was purified by preparative HPLC (eluent 0-50% CH₃CN in 0.1M NH₄OAc buffer). Freeze-drying of the pure fractions gave the title compound (0.018 g, 42%) as a colourless solid. *M/z*: 666.0 (M-1). ¹H NMR [(CD₃)₂SO], 400 MHz] δ 1.19-1.62 (m, 8H), 2.09-2.19 (m, 1H), 2.83-2.95 (m, 2H), 3.78 (d, 2H), 4.06-4.10 (m, 1H), 4.25-4.30 (m, 1H), 4.51 (s, 2H), 4.68-4.75 (m, 1H), 5.03-5.06 (m, 1H), 6.97-7.37 (m, 12H), 7.95-8.00 (m, 1H), 8.22 (t, 1H).

Example 76

***N*-{[4-((2*R*,3*R*)-1-(4-fluorophenyl)-3-{[2-(4-fluorophenyl)-2-hydroxyethyl]thio}-4-oxoazetidin-2-yl)phenoxy]acetyl}glycyl-3-methyl-D-isovaline**

N-{[4-((2*R*,3*R*)-1-(4-Fluorophenyl)-3-{[2-(4-fluorophenyl)-2-oxoethyl]thio}-4-oxoazetidin-2-yl)phenoxy]acetyl}glycine (0.035 g, 0.065 mmol) was dissolved in DMF (2 ml) at 30 °C. *N*-Methyl morpholine (0.026 g, 0.259 mmol) and TBTU (0.027 g, 0.084 mmol) were added. After 1h, 3-methyl-D-isovaline (0.013 g, 0.097 mmol) was added. The mixture was stirred for 2 h and water (1 ml) was added. After 10 minutes, MeOH (2 ml) and NaBH₄ (0.037 g, 0.971 mmol) were added. Full conversion to the corresponding alcohol was obtained after 5 minutes and 0.1M NH₄OAc buffer (2 ml) was added. The mixture was purified by preparative HPLC (eluent 0-50% CH₃CN in 0.1M NH₄OAc buffer). Freeze-drying of the pure fractions afforded the title compound (0.020g, 47%) as a colourless solid. *M/z*: 654.0 (M-1). ¹H NMR [(CD₃)₂SO], 400 MHz] δ 0.79 (d, 3H), 0.87 (d, 3H), 1.29 (s, 3H), 2.00-2.07 (m, 1H), 2.84-2.94 (m, 2H), 3.73 (d, 2H), 4.25-4.28 (m, 1H), 4.51 (s, 2H), 4.69-4.75 (m, 1H), 5.03-5.06 (m, 1H), 6.97-7.37 (m, 12H), 7.82 (s, 1H), 8.24 (t, 1H).

Example 77

***N*-{[4-((2*R*,3*R*)-1-(4-fluorophenyl)-3-[[2-(4-fluorophenyl)-2-hydroxyethyl]thio]-4-oxoazetidin-2-yl)phenoxy]acetyl}glycyl-*S*-(*tert*-butyl)-*D*-cysteine**

N-{[4-((2*R*,3*R*)-1-(4-Fluorophenyl)-3-[[2-(4-fluorophenyl)-2-oxoethyl]thio]-4-oxoazetidin-2-yl)phenoxy]acetyl}glycine (20 mg, 0.037 mmol) and *N*-methylmorpholine (20 μ l, 0.18 mmol) were dissolved in DMF (3 ml). TBTU (14.6mg, 0.046mmol) was added and the mixture was stirred at 30°C for 45 minutes. *S*-(*tert*-Butyl)-*D*-cysteine hydrochloride (9.7 mg, 0.045 mmol) was added and the reaction mixture was stirred for 1.5 h. The formation of the ketone of the title compound was confirmed. *M/z*: 700.0. Methanol (2 ml) and sodium borohydride (14.3 mg, 0.38 mmol) were added and the mixture was stirred for 30 minutes. Ammonium acetate buffer (0.1M, 2 ml) was added and the mixture was concentrated. The residue was purified with preparative HPLC on a C8 column. A gradient from 20% to 45 % MeCN in 0.1M NH₄OAc buffer was used as eluent. The MeCN was removed from the collected fraction under reduced pressure. The remaining water solution was acidified to pH 1 with HCl (1M) and extracted with DCM. The organic phase was concentrated under reduced pressure and the residue was dissolved in MeCN and water. After lyophilisation, the title compound was obtained as a white solid (16.5 mg, 65%). ¹H-NMR (400 MHz, DMSO-*d*₆): 1.21 (s, 9H), 2.71-2.78 (m, 1H), 2.82-2.86 (m, 3H), 2.74-2.80 (m, 2H), 2.18-2.26 (m, 1H), 4.27 (d, 0.5H), 4.30 (d, 0.5H), 4.51 (s, 2H), 2.67-2.76 (m, 1H), 5.03 (d, 0.5H), 5.05 (d, 0.5), 6.98 (d, 2H), 7.05-7.17 (m, 4H), 7.20-7.25 (m, 2H), 7.30-7.39 (m, 4H), 7.94-8.06 (b, 1H), 8.26 (t, 1H). *M/z*: 700.0 (M-H) and 702.1 (M+H).

Example 78

***N*-{[4-((2*R*,3*R*)-1-(4-Fluorophenyl)-3-[[2-(4-fluorophenyl)-2-hydroxyethyl]thio]-4-oxoazetidin-2-yl)phenoxy]acetyl}glycyl-*N*,2-dimethylalanine**

To mixture of *N*-{[4-((2*R*,3*R*)-1-(4-fluorophenyl)-3-{[2-(4-fluorophenyl)-2-oxoethyl]thio}-4-oxoazetidin-2-yl)phenoxy]acetyl}glycine (0.020g, 0.037 mmol) and NMM (0.012ml, 0.109mmol) in DMF (3 ml) at 30°C was added TBTU (0.018 g, 0.056 mmol). The reaction mixture was stirred for 20 min after which 2-(methylamino)isobutyric acid (0.005 g, 0.038 mmol) was added. The mixture was stirred at 30°C for 20h before the reaction was quenched by the addition of water (1 ml). The mixture was diluted with MeOH (2 ml) and NaBH₄ (0.018 g, 0.486 mmol) was added. After 10 min the reaction was quenched by the addition of a 0.1M ammonium acetate buffer (2 ml) and most of the methanol was removed under reduced pressure. The remaining solution was purified by preparative HPLC using a gradient of 20-50% MeCN in a 0.1M ammonium acetate buffer as eluent. Freeze-drying of the pure fractions gave the desired product as a white solid (0.012 g, 50 % yield).

Accurate mass: 642.211 (M+1)⁺

15

Example 79

(2*R*)-3-(4-cyanophenyl)-2-{{{[4-((2*R*,3*R*)-1-(4-fluorophenyl)-3-{[2-(4-fluorophenyl)-2-hydroxyethyl]thio}-4-oxoazetidin-2-yl)phenoxy]acetyl}amino)acetyl}amino}propanoic acid

20 **acid**

(2*R*)-3-(4-cyanophenyl)-2-{{{[4-((2*R*,3*R*)-1-(4-fluorophenyl)-3-{[2-(4-fluorophenyl)-2-oxoethyl]thio}-4-oxoazetidin-2-yl)phenoxy]acetyl}amino)acetyl}amino}propanoic acid (0.006 g, 0.0084 mmole) was dissolved in methanol (1.5 ml). NaBH₄ (0.0035 g, 0.092 mmole) was added and when the reaction was complete according to LC-MS a few drops of acetic acid was added. The solvent was removed under reduced pressure and the residue was purified by preparative HPLC on a Kromasil C8- column using a stepwise gradient of 33.5%, 43% and then 55.5% MeCN in 0.1M ammonium acetate buffer as eluent. After freeze-drying, 0.005 g (83 %) of the desired product was obtained.

30

NMR (500 MHz, CD₃COOD) 2.91-3.12 (m, 3H), 3.26-3.32 (m, 1H), 3.91 (ABq, 2H), 4.03-4.07 (m, 1H), 4.57 (s, 2H), 4.65 (brt, 1H), 4.80-4.85 (m, 1H), 4.90-4.93 (m, 1H), 6.97-7.08 (m, 6H), 7.26-7.32 (m, 2H), 7.32-7.41 (m, 6H), 7.60 (d, 2H)

5

Example 80

10 *N*-{[4-((2*R*,3*R*)-1-(4-Fluorophenyl)-3-{[2-hydroxy-2-(4-pentylphenyl)ethyl]thio}-4-oxoazetidin-2-yl)phenoxy]acetyl}glycyl-3-cyclohexyl-D-alanine

To a solution of [4-((2*R*,3*R*)-1-(4-fluorophenyl)-4-oxo-3-{[2-oxo-2-(4-pentylphenyl)ethyl]thio}azetidin-2-yl)phenoxy]acetic acid (0.020 g, 0.037 mmol) and NMM (0.012 ml, 0.109 mmol) in DMF (2 ml) at 30°C was added TBTU (0.019 g, 0.059 mmol). After 15 min glycyl-3-cyclohexyl-D-alanine (0.009 g, 0.039 mmol) was added and the mixture was stirred at 30°C for 22 h. The reaction was quenched by the addition of water (1 ml) before the mixture was diluted with MeOH (2 ml). To this solution was added NaBH₄ (0.020 g, 0.529 mmol) and the mixture was stirred for 10 min. This reaction was quenched by the addition of a 0.1M ammonium acetate buffer (3 ml) and most of the methanol was removed under reduced pressure. The remaining solution was purified by preparative HPLC using a gradient of 20-60% MeCN in a 0.1M ammonium acetate buffer as eluent. Freeze-drying of the pure fractions gave the desired product as a white solid (0.009 g, 32 % yield).

25

¹H NMR (CD₃OD, 400 MHz) δ: 0.82-1.03 (m, 5H), 1.10-1.45 (m, 8H), 1.48-1.74 (m, 8H), 1.75-1.85 (m, 1H), 2.51-2.60 (m, 2H), 2.89-3.08 (m, 2H), 3.91-4.04 (m, 3H), 4.42-4.49 (m, 1H), 4.56-4.60 (m, 2H), 4.71-4.87 (m, 2H), 6.95-7.10 (m, 6H), 7.18-7.35 (m, 6H).

30 Example 81

N-({4-[(2*R*,3*R*)-1-(4-Fluorophenyl)-3-({2-hydroxy-2-[4-(methylthio)phenyl]ethyl]thio)-4-oxoazetidin-2-yl]phenoxy}acetyl)glycyl-3-cyclohexyl-D-alanine

To a solution of {4-[(2*R*,3*R*)-1-(4-fluorophenyl)-3-({2-hydroxy-2-[4-(methylthio)phenyl]ethyl}thio)-4-oxoazetidin-2-yl]phenoxy}acetic acid (0.020 g, 0.039 mmol) and NMM (0.025 ml, 0.227 mmol) in DMF (3 ml) at RT was added TBTU (0.025 g, 0.078 mmol). The reaction mixture was stirred for 90 min after which glycyl-3-cyclohexyl-D-alanine (0.010 g, 0.044 mmol) was added. The mixture was stirred for 22 h before the reaction was quenched by the addition of water (1 ml). The mixture was diluted with MeOH (1 ml) and then NaBH₄ (0.016 g, 0.423 mmol) was added. After 10 min the reaction was quenched by the addition of a 0.1M ammonium acetate buffer (2 ml) and most of the methanol was removed under reduced pressure. The remaining solution was purified by preparative HPLC using a gradient of 20-60% MeCN in a 0.1M ammonium acetate buffer as eluent. Freeze-drying of the pure fractions gave the desired product as a white solid (0.009 g, 32 % yield).

ES- m/z: 723.1 (M-1). ¹H NMR (DMSO, 500 MHz) δ: 0.75-0.95 (m, 2H), 1.05-1.35 (m, 4H), 1.42-1.72 (m, 7H), 2.43-2.47 (m, 3H), 2.85-2.97 (m, 2H), 4.15-4.23 (m, 1H), 4.26-4.32 (m, 1H), 4.53 (s, 2H), 4.65-4.74 (m, 1H), 5.01-5.07 (m, 1H), 5.66 (bs, 1H), 6.97-7.03 (m, 2H), 7.13-7.29 (m, 8H), 7.35-7.41 (m, 2H), 7.96-8.06 (m, 1H), 8.22-8.29 (m, 1H).

20 Example 82

N-({4-[(2*R*,3*R*)-1-(4-Fluorophenyl)-3-({2-hydroxy-2-[4-(methylthio)phenyl]ethyl}thio)-4-oxoazetidin-2-yl]phenoxy}acetyl)glycyl-D-valine

25

A solution of {4-[(2*R*,3*R*)-1-(4-fluorophenyl)-3-({2-hydroxy-2-[4-(methylthio)phenyl]ethyl}thio)-4-oxoazetidin-2-yl]phenoxy}acetic acid (0.015g, 0.029mmol), *tert*-butyl glycyl-D-valinate hydrochloride (0.009g, 0.034mmol) and N-Methylmorpholine (0.013ml, 0.118mmol) in DCM (3 ml) was stirred at RT for 10 min, after which TBTU (0.014g, 0.044 mmol) was added. After 17 h the conversion to the intermediate (m/z: 724.7, M+1) was completed. The solution was diluted with TFA (2 ml) and the mixture was allowed to stir for 2 h. The resulting acid (m/z: 668.6, M+1) was concentrated and the residue was dissolved in MeOH (3 ml). To this solution was added NaBH₄ (80 mg, 2.11 mmol) in

30

portions until the reduction of the ketone was completed (LC/MS). The reaction was quenched by the addition of a 0.1M ammonium acetate buffer (3 ml) before most of the methanol was removed under reduced pressure. The remaining solution was purified by preparative HPLC, using a gradient of 20-50% MeCN in a 0.1M ammonium acetate buffer as
5 eluent. Freeze-drying of the pure fractions gave the desired product (0.014g, 70%) as a white solid.

ES- m/z: 669.0 (M-1)⁻. ¹H NMR (CD₃OD, 400 MHz) δ: 0.88-0.98 (m, 6H), 2.10-2.23 (m, 1H), 2.40-2.47 (m, 3H), 2.89-3.08 (m, 2H), 3.93-4.06 (m, 3H), 4.31 (d, 1H), 4.59 (s, 2H),
10 4.73-4.84 (m, 2H), 6.95-7.07 (m, 4H), 7.13-7.18 (m, 2H), 7.21-7.34 (m, 6H).

Example 83

N-({4-[(2*R*,3*R*)-1-(4-Fluorophenyl)-3-({2-hydroxy-2-[4-(methylthio)phenyl]ethyl}thio)-4-
15 oxoazetidin-2-yl]phenoxy}acetyl)glycyl-3-methyl-D-valine

To a solution of {4-[(2*R*,3*R*)-1-(4-fluorophenyl)-3-({2-hydroxy-2-[4-(methylthio)phenyl]ethyl}thio)-4-oxoazetidin-2-yl]phenoxy}acetic acid (0.020 g, 0.039 mmol) and NMM (0.020 ml, 0.182 mmol) in DMF (3 ml) at RT was added TBTU (0.020 g,
20 0.062 mmol). The reaction mixture was stirred for 60 min after which glycyl-3-methyl-D-valine (0.008 g, 0.043 mmol) was added. The mixture was stirred for 18 h before the reaction was quenched by the addition of water (1 ml). The mixture was diluted with MeOH (1 ml) and NaBH₄ (0.040 g, 1.06 mmol) was added. After 10 min the reaction was quenched by the addition of a 0.1M ammonium acetate buffer (2 ml) and most of the methanol was removed
25 under reduced pressure. The remaining solution was purified by preparative HPLC using a gradient of 20-60% MeCN in a 0.1M ammonium acetate buffer as eluent. Freeze-drying of the pure fractions gave the desired product as a white solid (0.006 g, 22 % yield).

ES- m/z: 683.0 (M-1)⁻. ¹H NMR (DMSO, 500 MHz) δ: 0.88-0.94 (m, 9H), 2.44-2.46 (m, 3H),
30 2.85-2.98 (m, 2H), 3.80-3.87 (m, 2H), 4.01-4.07 (m, 1H), 4.27-4.35 (m, 1H), 4.55 (s, 2H), 4.66-4.75 (m, 1H), 5.01-5.07 (m, 1H), 6.97-7.03 (m, 2H), 7.14-7.29 (m, 8H), 7.36-7.41 (m, 2H), 7.70-7.85 (m, 1H), 8.28-8.33 (m, 1H).

Example 84

***N*-{[4-((2*R*,3*R*)-1-(4-fluorophenyl)-3-{[2-(4-fluorophenyl)-2-hydroxyethyl]thio}-4-oxoazetidin-2-yl)phenoxy]acetyl}glycyl-4-methyl-D-leucine**

5

N-{[4-((2*R*,3*R*)-1-(4-Fluorophenyl)-3-{[2-(4-fluorophenyl)-2-oxoethyl]thio}-4-oxoazetidin-2-yl)phenoxy]acetyl}glycine (20mg, 0.037mmol) was dissolved in 1.5 ml DMF. *N*-Methylmorpholine (13μl, 118mmol) and TBTU (15mg, 0.047mmol) were added and the mixture was stirred for 1h. *β*-*tert*-Butyl-D-alanine (11mg, 0.076mmol) was added and the mixture was stirred for 3h. Water (0.2ml) was added and the mixture was stirred for 15 min. MeOH (2ml) and NaBH₄ (15mg) were added. NH₄Ac (ca 20mg) was added after 15 min. Purification was performed using preparative HPLC on a C8 column. A gradient from 20-50% MeCN in 0.1M NH₄Ac was used as mobile phase. Lyophilization yielded 17.5mg (70%) of the title compound. M/z: 668 (M-1). NMR (400 MHz, DMSO): 8.24 (t, 1H), 7.77-7.87 (m, 1H), 7.32-7.40 (m, 4H), 7.22-7.27 (m, 2H), 7.07-7.19 (m, 4H), 6.99 (d, 2H), 5.06 (dd, 1H), 4.70-4.78 (m, 1H), 4.53 (s, 2H), 4.31 (dd, 1H), 4.09-4.17 (m, 1H), 3.65-3.81 (m, 2H), 2.84-3.00 (m, 2H), 1.65 (dd, 1H), 1.42 (dd, 1H), 0.86 (s, 9H).

20

Example 85

***N*-{[4-((2*R*,3*R*)-1-(4-fluorophenyl)-3-{[2-(4-fluorophenyl)-2-hydroxyethyl]thio}-4-oxoazetidin-2-yl)phenoxy]acetyl}glycyl-3-cyclopentyl-D-alanine**

25

To a solution of *N*-{[4-((2*R*,3*R*)-1-(4-fluorophenyl)-3-{[2-(4-fluorophenyl)-2-oxoethyl]thio}-4-oxoazetidin-2-yl)phenoxy]acetyl}glycine (0.05 g, 0.092 mmol) and *N*-methyl morpholine (0.037 g, 0.37 mmol) in DMF (2 ml), under an atmosphere of nitrogen, was added TBTU (0.039 g, 0.12 mmol). After 1.5 h, 3-cyclopentyl-D-alanine (0.022 g, 0.139 mmol) was added. The reaction was allowed to stir for 1 h after which water (1 ml) was added. After 10 minutes, MeOH (2 ml) and NaBH₄ (0.035 g, 0.925 mmol) were added. Full conversion to the corresponding alcohol was achieved within 5 minutes. The reaction was quenched by the addition of 0.1M NH₄OAc buffer (2 ml) and the product was isolated by preparative HPLC of

30

the mixture (eluent 0-50% CH₃CN in 0.1M NH₄OAc buffer). Freeze drying of pure fractions afforded the desired compound (0.031 g, 49%) as a colourless solid. *m/z*: 680.7 (*M* – 1). ¹H NMR [(CD₃)₂SO], 400 MHz] δ 0.97-1.10 (m, 2H), 1.38-1.81 (m, 9H), 2.84-2.94 (m, 2H), 3.77 (d, 2H), 4.11-4.16 (m, 1H), 4.25-4.28 (m, 1H), 4.51 (s, 2H), 4.69-4.75 (m, 1H), 5.03-5.06 (m, 1H), 6.97-7.37 (m, 12H), 8.02-8.06 (m, 1H), 8.22 (t, 1H).

Example 86

N-{[4-((2*R*,3*R*)-1-(4-fluorophenyl)-3-{[2-hydroxy-2-(4-methoxyphenyl)ethyl]thio}-4-oxoazetidin-2-yl)phenoxy]acetyl}glycyl-3-methyl-D-valine

To a solution of [4-((2*R*,3*R*)-1-(4-fluorophenyl)-3-{[2-(4-methoxyphenyl)-2-oxoethyl]thio}-4-oxoazetidin-2-yl)phenoxy]acetic acid (0.04 g, 0.081 mmol) and *N*-methyl morpholine (0.033 g, 0.323 mmol) in DMF (2 ml), under an atmosphere of nitrogen, was added TBTU (0.034 g, 0.105 mmol). After 1.5 h, glycyl-3-methyl-D-valine trifluoroacetate salt (0.037 g, 0.121 mmol) was added. The mixture was allowed to stir for 1 h after which water (1 ml) was added. After 10 minutes, MeOH (2 ml) and NaBH₄ (0.031 g, 0.807 mmol) were added. Full conversion to the corresponding alcohol was achieved within 5 minutes. The reaction was quenched by the addition of 0.1M NH₄OAc buffer (2 ml) and the product was isolated by preparative HPLC of the mixture (eluent 0-50% CH₃CN in 0.1M NH₄OAc buffer). Freeze drying of pure fractions afforded the desired compound (0.027 g, 50%) as a colourless solid. *m/z*: 666.7 (*M* – 1). ¹H NMR [(CD₃)₂SO], 400 MHz] δ 0.88 (s, 9H), 2.81-2.93 (m, 2H), 3.69-3.70 (m, 3H), 3.82 (d, 2H), 4.03-4.07 (m, 1H), 4.22-4.25 (m, 1H), 4.51 (s, 2H), 4.61-4.68 (m, 1H), 5.01-5.03 (m, 1H), 6.81-7.36 (m, 12H), 7.81-7.86 (m, 1H), 8.25 (t, 1H).

Example 87

N-({4-[(2*R*,3*R*)-3-{[2-(4-ethoxyphenyl)-2-hydroxyethyl]thio}-1-(4-fluorophenyl)-4-oxoazetidin-2-yl]phenoxy}acetyl)glycyl-3-methyl-D-valine

To a solution of {4-[(2*R*,3*R*)-3-{[2-(4-ethoxyphenyl)-2-oxoethyl]thio}-1-(4-fluorophenyl)-4-oxoazetidin-2-yl]phenoxy}acetic acid (0.04 g, 0.078 mmol) and *N*-methyl morpholine (0.032

g, 0.314 mmol) in DMF (2 ml) under an atmosphere of nitrogen was added TBTU (0.033 g, 0.102 mmol). After 45 minutes, glycyl-3-methyl-D-valine trifluoroacetate salt (0.031 g, 0.102 mmol) was added. The mixture was allowed to stir for 15 minutes after which water (1 ml) was added. After 10 minutes, MeOH (2 ml) and NaBH₄ (0.030 g, 0.785 mmol) were added.

- 5 Full conversion to the corresponding alcohol was achieved within 5 minutes. The reaction was quenched by the addition of 0.1M NH₄OAc buffer (2 ml) and the product was isolated by preparative HPLC of the mixture (eluent 0-50% CH₃CN in 0.1M NH₄OAc buffer). Freeze drying of pure fractions afforded the desired compound (0.027 g, 50%) as a colourless solid. m/z: 680.8 (M - 1). ¹H NMR [(CD₃)₂SO], 400 MHz] δ 0.89 (s, 9H), 1.26-1.30 (m, 3H), 2.81-
10 2.92 (m, 2H), 3.82 (d, 2H), 3.93-3.99 (m, 2H), 4.05-4.08 (m, 1H), 4.22-4.25 (m, 1H), 4.51 (s, 2H), 4.60-4.67 (m, 1H), 5.01-5.03 (m, 1H), 6.79-7.36 (m, 12H), 7.82-7.87 (m, 1H), 8.25 (t, 1H).

Example 88

15

***N*-{[4-((2*R*,3*R*)-1-(4-fluorophenyl)-3-{[2-(4-fluorophenyl)-2-hydroxyethyl]thio}-4-oxoazetidin-2-yl)phenoxy]acetyl}glycyl-*S*-(4-methoxybenzyl)-D-cystein**

- 20 To a stirred solution of *N*-{[4-((2*R*,3*R*)-1-(4-fluorophenyl)-3-{[2-(4-fluorophenyl)-2-oxoethyl]thio}-4-oxoazetidin-2-yl)phenoxy]acetyl}glycine, (21.3 mg, 0.039 mmol) in DMF (3 ml) was added *N*-methyilmorpholine (20 μl, 0.18 mmol). TBTU (15.1 mg, 0.047 mmol) was added and the mixture was stirred at 30°C for 35 minutes. *S*-(4-methoxybenzyl)-D-cysteine (12.8 mg, 0.053 mmol) was added and the mixture was stirred 1 hour at 30°C and 1.5
25 hours at ambient temperature. The formation of the ketone of the title compound was confirmed. M/z: 764.11 (M+1) and 762.06 (M-1). Methanol (3 ml) and sodium borohydride (15 mg, 0.40 mmol) were added and the mixture was stirred for 20 minutes. Ammonium acetate (25 mg) was added and the methanol was removed under reduced pressure. The remaining DMF-solution was purified with preparative HPLC on a C8 column, UV 240/260
30 nm. A gradient from 20 to 47% MeCN in 0.1M NH₄OAc was used as eluent. The MeCN was removed from the collected fractions under reduced pressure. The remaining water solution was acidified to pH 1 with KHSO₄ (2M) and extracted with DCM. The organic phase was concentrated under reduced pressure and the residue was dissolved in MeCN and water. After

lyophilisation, the title compound was obtained as a white solid (10.7 mg, 36 %). H-NMR (400 MHz, DMSO- d_6): 2.60-2.80 (m, 2H), 2.83-2.97 (m, 2H), 3.63-3.66 (bd, 2H), 3.69 (s, 3H), 3.77-3.81 (bd, 2H), 4.24-4.33 (m, 2H), 4.52 (s, 2H), 4.67-4.76 (m, 1H), 5.03 (d, 0.5H), 5.06 (d, 0.5H), 5.60-5.90 (b, 1H), 6.82 (d, 2H), 6.98 (d, 2H), 7.05-7.25 (m, 8H), 7.30-7.38 (m, 4H), 8.00-8.10 (b, 1H), 8.30 (t, 1H). M/z: 764.07 (M-1).

Example 89

10 *N*-{[4-((2*R*,3*R*)-1-(4-fluorophenyl)-3-{[2-(4-fluorophenyl)-2-hydroxyethyl]thio}-4-oxoazetidin-2-yl)phenoxy]acetyl}glycyl-*O*-benzyl-L-serine

To a stirred solution of *N*-{[4-((2*R*,3*R*)-1-(4-fluorophenyl)-3-{[2-(4-fluorophenyl)-2-oxoethyl]thio}-4-oxoazetidin-2-yl)phenoxy]acetyl}glycine, (20.3 mg, 0.038 mmol) in DMF (2 ml) was added *N*-methylmorpholine (15 μ l, 0.14 mmol). TBTU (14.8 mg, 0.046 mmol) was added the mixture was stirred at 30°C for 1.5 hours. *O*-benzyl-L-serine (8.8 mg, 0.045 mmol) was added and the mixture was stirred overnight. The formation of the ketone of the title compound was confirmed. M/z: 718.04 (M+1) and 716.02 (M-1). Methanol (3 ml) and sodium borohydride (10.3 mg, 0.27 mmol) were added and the mixture was stirred for 1.5 hours. Ammonium acetate (20 mg) was added and the methanol was removed under reduced pressure. The remaining DMF-solution was purified by preparative HPLC on a C8 column, UV 240/260 nm. A gradient from 20 to 45 % MeCN in 0.1M NH_4OAc buffer was used as eluent. The pure fractions were collected and the MeCN was removed under reduced pressure. The remaining water solution was acidified to pH 1 with HCl (1M) and extracted with DCM. The combined organic phases were concentrated and the residue was dissolved in MeCN and water. After lyophilisation, the title compound was obtained as a white solid (2.3 mg, 8.5 %).

25 H-NMR (400 MHz, DMSO- d_6): 2.85-2.94 (m, 2H), 3.58-3.63 (m, 1H), 3.69-3.75 (m, 1H), 3.83 (d, 2H), 4.25 (d, 0.5 H), 4.27 (d, 0.5H), 4.39-4.44 (m, 1H), 4.46 (d, 2H), 4.51 (s, 2H), 4.68-4.75 (m, 1H), 5.03 (d, 0.5H), 5.06 (d, 0.5), 6.98 (d, 2H), 7.05-7.17 (m, 4H), 7.20-7.26 (m, 3H), 7.28-7.39 (m, 8H), 8.20 (d, 1H), 8.25 (t, 1H). M/z: 718.10 (M-1).

30 Example 90

N-{[4-((2*R*,3*R*)-1-(4-fluorophenyl)-3-{[2-(4-fluorophenyl)-2-hydroxyethyl]thio}-4-oxoazetidin-2-yl)phenoxy]acetyl}glycyl-*S*-(4-methylbenzyl)-*D*-cysteine

To a stirred solution of *N*-{[4-((2*R*,3*R*)-1-(4-fluorophenyl)-3-{[2-(4-fluorophenyl)-2-oxoethyl]thio}-4-oxoazetidin-2-yl)phenoxy]acetyl}glycine, (19.9 mg, 0.037 mmol) in DMF (2.0 ml) was added *N*-methylmorpholine (15 μ l, 0.14 mmol). TBTU (14.4 mg, 0.045 mmol) was added and the mixture was stirred at 30 °C for 45 minutes. *S*-(4-methylbenzyl)-*D*-cysteine (10.5 mg, 0.047 mmol) was added and the mixture was stirred at 30 °C for 1 hour. The formation of the ketone of the title compound was confirmed. *M/z*: 748.02 (*M*+1). Methanol (2 ml) and sodium borohydride (14.7 mg, 0.39 mmol) were added the mixture was stirred for 30 minutes. Ammonium acetate (20 mg) was added and the methanol was removed under reduced pressure. The remaining DMF-solution was purified with preparative HPLC on a C8 column, UV-detection 240/260 nm. A gradient from 20 to 50% MeCN in 0.1M NH₄OAc buffer was used as eluent. The pure fractions were collected and the MeCN was removed under reduced pressure. The remaining water solution was acidified to pH 1 with HCl (1M) and extracted with DCM. The combined organic phases were concentrated and the residue was dissolved in MeCN and water. After lyophilisation, the title compound was obtained as a white solid (8.7 mg, 31.5 %). H-NMR (400 MHz, DMSO-*d*₆): 2.24 (s, 3H), 2.60-2.68 (m, 1H), 2.72-2.79 (m, 1H), 2.86-2.94 (m, 2H), 3.68 (s, 2H), 3.82 (d, 2H), 4.25 (d, 0.5H), 4.27 (d, 0.5H), 4.39-4.46 (m, 1H), 4.52 (s, 2H), 4.67-4.77 (m, 1H), 5.03 (d, 0.5H), 5.06 (d, 0.5H), 5.60-5.67 (bs, 1H), 6.98 (d, 2H), 7.05-7.18 (m, 8H), 7.20-7.25 (m, 2H), 4.30-4.39 (m, 4H), 8.23-8.32 (m, 2H), 12.80-12.95 (bs, 1H). *M/z*: 748.04 (*M*-1).

Example 91

N-{[4-((2*R*,3*R*)-1-(4-fluorophenyl)-3-{[2-(4-fluorophenyl)-2-hydroxyethyl]thio}-4-oxoazetidin-2-yl)phenoxy]acetyl}glycyl-*D*-ornithine

N-{[4-((2*R*,3*R*)-1-(4-fluorophenyl)-3-{[2-(4-fluorophenyl)-2-oxoethyl]thio}-4-oxoazetidin-2-yl)phenoxy]acetyl}glycyl-*D*-ornithine (0.021 g, 0.032 mmole) was dissolved in methanol (1.5 mL). NaBH₄ (0.0032 g, 0.085 mmole) was added and after about 15 min the reaction was complete according to LC-MS. A few drops of acetic acid was added. The solvent was removed under reduced pressure and the residue was purified by preparative HPLC on a

Kromasil C8- column using 37% MeCN in 0.1M ammonium acetate buffer as eluent. After freeze-drying, 0.018 g (85%) of the desired product was obtained.

NMR (500 MHz, CD₃COOD) 1.62-1.80 (m, 3H), 1.91-2.00 (m, 1H), 2.92-3.10 (m, 4H), 3.98 (ABq, 2H), 4.05 (d, 0.5H), 4.08 (d, 0.5H), 4.27-4.32 (m, 1H), 4.64 (s, 2H), 4.82-4.87 (m, 1H), 4.93 (d, 0.5H), 4.94 (d, 0.5H), 6.99-7.06 (m, 4H), 7.09 (d, 2H), 7.28-7.33 (m, 2H), 7.33-7.41 (m, 4H)

Example 92

10 *N*-{[4-((2*R*,3*R*)-1-(4-fluorophenyl)-3-{[2-(4-fluorophenyl)-2-hydroxyethyl]thio}-4-oxoazetidin-2-yl)phenoxy]acetyl}glycyl-*N*⁶,*N*⁶-dimethyl-L-lysine acetate

N-{[4-((2*R*,3*R*)-1-(4-fluorophenyl)-3-{[2-(4-fluorophenyl)-2-oxoethyl]thio}-4-oxoazetidin-2-yl)phenoxy]acetyl}glycyl-*N*⁶,*N*⁶-dimethyl-L-lysine (0.05 g, 0.007 mmole) was dissolved in 15 methanol (1.5 mL). NaBH₄ (0.0065 g, 0.0172 mmole) was added and after about 15 min the reaction was complete according to LC-MS. A few drops of acetic acid were added. The solvent was removed under reduced pressure and the residue was purified by preparative HPLC on a Kromasil C8- column using 33.5% MeCN in 0.1M ammonium acetate buffer as eluent. After freeze-drying, 0.004g (73%) of the desired product as the acetate-salt was 20 obtained.

NMR (500 MHz, CD₃COOD) 1.33-1.43 (m, 2H), 1.62-1.78 (m, 3H), 1.85-1.98 (m, 4H), 2.83 (s, 6H), 2.91-3.08 (m, 4H), 3.94 (s, 2H), 4.02 (d, 0.5H), 4.05 (d, 0.5H), 4.25-4.30 (m, 1H), 4.61 (s, 2H), 4.79-4.85 (m, 1H), 4.90 (d, 0.5H), 4.92 (d, 0.5H), 6.96-7.08 (m, 6H), 7.25-7.30 25 (m, 2H), 7.30-7.38 (m, 4H)

Example 93

N-{[4-((2*R*,3*R*)-1-(4-fluorophenyl)-3-{[2-(4-fluorophenyl)-2-hydroxyethyl]thio}-4-oxoazetidin-2-yl)phenoxy]acetyl}glycyl-*b,b*-dimethyl-D-phenylalanine 30

To a stirred solution of *N*-{[4-((2*R*,3*R*)-1-(4-fluorophenyl)-3-{[2-(4-fluorophenyl)-2-oxoethyl]thio}-4-oxoazetidin-2-yl)phenoxy]acetyl}glycine (25.2 mg, 0.047 mmol) in DMF (2 ml) was added *N*-methylmorpholine (30 μ l, 0.027 mmol). TBTU (18.0 mg, 0.056 mmol) was added and the mixture was stirred at 30 °C for 1 hour. β , β -dimethyl-D-phenylalanine trifluoroacetate was added and the mixture was stirred at 30 °C for 1.25 hours. The formation of the ketone of the title compound was confirmed. M/z: 716.07 (M+1) and 714.05 (M-1). Water (0.5 ml) was added. Methanol (2 ml) and sodium borohydride (18.2 mg, 0.48 mmol) were added the mixture was stirred for 25 minutes. Ammonium acetate (30 mg) was added and the methanol was removed under reduced pressure. The remaining DMF-solution was purified with preparative HPLC. A gradient from 20 to 48 % MeCN in 0.1M NH₄OAc buffer was used as eluent. The MeCN was removed under reduced pressure and the remaining water solution was acidified to pH 1 with HCl (1M) and extracted with DCM. The organic phase was concentrated under reduced pressure and the residue was dissolved in MeCN and water. After lyophilisation, the title compound was obtained as a white solid (20.5 mg, 62 %). H-NMR (400 MHz, DMSO-d₆): 1.27-1.32 (m, 6H), 2.75-3.05 (m, 2H), 3.55-3.67 (m, 1H), 3.79 (dd, 1H), 4.25-4.30 (m, 0.5H), 4.40 (s, 0.5H), 4.45-4.53 (m, 3H), 4.68-4.78 (m, 1H), 4.99 (d, 0.5H), 4.05 (d, 0.5H), 6.88-6.98 (m, 2H), 7.05-7.17 (m, 5H), 7.20-7.40 (m, 10H) 7.45-7.75 (m, 1H) 8.22 (t, 1H). M/z: 718.09 (M+1) and 716.07 (M-1).

20 Example 94

1-(4-Fluorophenyl)-3-(R)-[2-(4-fluorophenyl)-2-hydroxyethylthio]-4-(R)-{4-[*N*-(α -(R)-{*N*-[2-(hydroxy)-1-(S)-(carboxy)ethyl]carbamoyl}benzyl)carbamoylmethoxy]phenyl}azetidin-2-one

25

To a solution of 1-(4-fluorophenyl)-3-(R)-[(4-fluorobenzoyl)methylthio]-4-(R)-{4-[*N*-(α -(R)-{*N*-[2-(hydroxy)-1-(S)-(carboxy)ethyl]carbamoyl}benzyl)carbamoylmethoxy]phenyl}azetidin-2-one (0.039 g, 0.055 mmol) in MeOH (3 ml) was added NaBH₄ (0.005 g, 0.135 mmol). After 10 min, water (2 ml) and acetic acid (2 drops) were added before most of the solvent was removed under reduced pressure. The residue was purified by preparative HPLC using a gradient of 20-60% MeCN in 0.1M ammonium acetate buffer as eluent. After freeze-drying the desired product was obtained in 0.038 g (96%) as a white solid. NMR (DMSO, 500 MHz): 2.90-3.00 (m, 2H), 3.50 (dd, 1H), 3.60 (dd, 1H), 4.15-4.30 (m, 2H), 4.60 (ABq, 2H),

30

4.70-4.80 (m, 1H), 5.00-5.05 (m, 1H), 5.65 (d, 1H), 6.95-7.45 (m, 17H), 8.30-8.45 (m, 2H);
m/z: 706.4.

Example 95

5

**1-(4-Fluorophenyl)-3-(R)-[2-(4-fluorophenyl)-2-hydroxyethylthio]-4-(R)-{4-[N-(α -(R)-
{N-[2-(*t*-butoxy)-1-(S)-
(carboxy)ethyl]carbamoyl}benzyl)carbamoylmethoxy]phenyl}azetidin-2-one**

10 To a solution of 1-(4-fluorophenyl)-3-(R)-[(4-fluorobenzoyl)methylthio]-4-(R)-{4-[N-(α -(R)-{N-[2-(*t*-butoxy)-1-(S)-(carboxy)ethyl]carbamoyl}benzyl)carbamoylmethoxy]phenyl}
azetidin-2-one (0.002 g, 0.003 mmol) in MeOH (3 ml) was added NaBH₄ (0.004 g, 0.108
mmol). After 10 min, the solution was added water (1 ml) and acetic acid (2 drops) before
most of the solvent was removed under reduced pressure. The residue was purified by
15 preparative HPLC using a gradient of 20-60% MeCN in 0.1M ammonium acetate buffer as
eluent. After freeze-drying the desired product was obtained in 0.002 g (~quantitative yield)
as a white solid. NMR (DMSO, 500 MHz): 1.00 (s, 9H), 2.90-3.00 (m, 2H), 3.40-3.55 (m,
2H), 4.20-4.30 (m, 2H), 4.60 (ABq, 2H), 4.70-4.80 (m, 1H), 5.00-5.05 (m, 1H), 5.70 (d, 1H),
6.95-7.45 (m, 17H), 8.20 (bs, 1H), 8.35 (d, 1H); m/z: 762.5.

20

Example 96

**1-(4-Fluorophenyl)-3-(R)-[2-(4-fluorophenyl)-2-hydroxyethylthio]-4-(R)-{4-[N-{N-[2-
(hydroxy)-1-(R)-(carboxy)ethyl]carbamoylmethyl}carbamoylmethoxy]phenyl}azetidin-
25 2-one**

To a solution of 1-(4-fluorophenyl)-3-(R)-[(4-fluorobenzoyl)methylthio]-4-(R)-{4-[N-
{N-[2-(hydroxy)-1-(R)-(carboxy)ethyl]carbamoylmethyl}carbamoylmethoxy]phenyl}
azetidin-2-one (0.028 g, 0.045 mmol) in MeOH (3 ml) was added NaBH₄ (0.010 g, 0.264
30 mmol). After 10 minutes the solvent was removed under reduced pressure and the residue was
purified by preparative HPLC using a gradient of 20-50% MeCN in 0.1M ammonium acetate
buffer as eluent. After freeze-drying the desired product was obtained in 0.014 g (50 %) as a
white solid. NMR (CD₃COOD, 400 MHz): 3.00-3.20 (m, 2H), 3.95 (dd, 1H), 4.00-4.15 (m,

2H), 4.25 (ABq, 2H), 4.70 (s, 2H), 4.70-4.80 (m, 1H), 4.85-5.00 (m, 2H), 6.95-7.10 (m, 6H), 7.25-7.45 (m, 6H); m/z: 630.1.

Example 97

5

1-(4-Fluorophenyl)-3-(R)-[2-(4-fluorophenyl)-2-hydroxyethylthio]-4-(R)-{4-[N-{N-[2-(phenyl)-1-(R)-(carboxy)ethyl]carbamoylmethyl}carbamoylmethoxy]phenyl}azetidin-2-one

- 10 1-(4-Fluorophenyl)-3-(R)-[(4-fluorobenzoyl)methylthio]-4-(R)-{4-[N-{N-[2-(phenyl)-1-(R)-(carboxy)ethyl]carbamoylmethyl}carbamoylmethoxy]phenyl}azetidin-2-one (15mg, 0.022mmol) was dissolved in methanol (1 ml) and sodium borohydride (4mg) was added. The solvent was evaporated and the residue was purified by preparative HPLC using a gradient from 10% to 100 % MeCN in 0.1 M ammonium acetate buffer as mobile phase.
- 15 Lyophilisation of the product fraction gave 8 mg (53 %) of the desired product. NMR (400 MHz, CD₃COOD): 3.02-3.17 (m, 3H), 3.19-3.25 (m, 1H), 4.06-4.17 (m, 3H), 4.66 (s, 2H), 4.87-4.96 (m, 3H), 6.97-7.05 (m, 6H), 7.10-7.40 (m, 12H); m/z 688.3 (m-H).

Examples 98-136

- 20 The following compounds could be prepared by the procedure of Example 97, but wherein different protecting groups may be used.

Ex	R ¹	R ²	R ³	R ⁴
98	H	Me	F	H
99	Ph	Me	F	H
100	H	Me	F	F
101	H	Me	H	H
102	Ph	Me	H	H
103	H	-CH(Me) ₂	F	H
104	Ph	-CH(Me) ₂	F	H
105	Ph	-CH(Me) ₂	H	H
106	H	-CH ₂ CH(Me) ₂	F	H
107	Ph	-CH ₂ CH(Me) ₂	F	H

Ex	R ¹	R ²	R ³	R ⁴
108	Ph	-CH ₂ CH(Me) ₂	F	F
109	H	-CH ₂ CH(Me) ₂	H	H
110	Ph	-CH ₂ CH(Me) ₂	H	H
111	H	Ph	F	H
112	Ph	Ph	F	H
113	H	Ph	H	H
114	Ph	Ph	H	H
115	H	-CH ₂ Ph	F	H
116	Ph	-CH ₂ Ph	F	H
117	Ph	-CH ₂ Ph	F	F
118	Ph	-CH ₂ Ph	H	H
119	H	-CH ₂ (4-HOPh)	F	H
120	Ph	-CH ₂ (4-HOPh)	F	H
121	Ph	-CH ₂ (4-HOPh)	F	F
122	H	-CH ₂ (4-HOPh)	H	H
123	Ph	-CH ₂ (4-HOPh)	H	H
124	H	-CH ₂ OH	H	H
125	H	-CH ₂ COOH	F	F
126	H	-CH ₂ CH ₂ COOH	F	F
127	H	-CH ₂ CH ₂ CH ₂ CH ₂ NHC(=NH)NH ₂	F	F
128	H	4-HOPh	F	F
129	Ph	-CH ₂ CH ₂ COOH	F	F
130	Ph	-CH ₂ CH ₂ CH ₂ CH ₂ NHC(=NH)NH ₂	F	F
131	Ph	4-HOPh	F	F
132	Ph	-CH ₂ indol-3-yl	F	F
133	Ph	-CH ₂ imidazol-4-yl	F	F
134	Ph	-CH ₂ CH ₂ SMe	F	F
135	Ph	cyclohexyl	F	F
136	Ph	-CH ₂ cyclohexyl	F	F

Preparation of starting materials for the above Examples

5 Methods

Method 1

10 *N*-{[4-((2*R*,3*R*)-1-(4-fluorophenyl)-3-{[2-(4-fluorophenyl)-2-oxoethyl]thio}-4-oxoazetidin-2-yl)phenoxy]acetyl}-D-alanine

[4-((2*R*,3*R*)-1-(4-fluorophenyl)-3-{[2-(4-fluorophenyl)-2-oxoethyl]thio}-4-oxoazetidin-2-yl)phenoxy]acetic acid (50 mg, 0.1mmol), *tert*-butyl D-alaninate (23 mg, 0.12mmol) and 4-methylmorpholine (31 mg, 0.31 mmol) were dissolved in DCM (1.5 ml) and stirred at room
15 temperature for 5 minutes. TBTU (40 mg, 0.12 mmol) was added and the reaction mixture was stirred for 2 h. TFA (0.7 ml) was added and the solution was stirred for 90 minutes. TFA and DCM were removed under reduced pressure and the residue was dissolved in DCM and washed with water. The organic layer was dried over sodium sulphate and the solvent was removed under reduced pressure giving 55 mg (95 %) of the title product. M/z: 553.0 (M-1).

20

Method 2

25 [4-((2*R*,3*R*)-3-{[(5,5-dimethyl-2-phenyl-1,3-dioxan-2-yl)methyl]thio}-4-oxo-1-phenylazetidin-2-yl)phenoxy]acetic acid

To a solution of ethyl [4-((2*R*,3*R*)-3-{[(5,5-dimethyl-2-phenyl-1,3-dioxan-2-yl)methyl]thio}-4-oxo-1-phenylazetidin-2-yl)phenoxy]acetate (0.86 g, 1.53 mmol) in MeOH (25 ml) was added water (2.5 ml) and triethylamine (1.55 g). The reaction was stirred for 48 h at 50 °C.
30 The solvent was evaporated and the residue was purified by preparative HPLC using a gradient of 20-70% CH₃CN in 0.1M NH₄OAc buffer. Freeze-drying of the pure fractions gave the title compound as a colourless solid. ¹H NMR [(CD₃)₂SO], 400 MHz] δ 0.50 (s, 3H), 1.15

(s, 3H), 2.93 (d, 1H), 2.96 (d, 1H), 3.21-3.37 (m, 4H), 4.13 (d, 1H), 4.28 (s, 2H), 4.97 (d, 1H), 6.83-7.41 (m, 14H).

5 Method 3

N-[(4-{(2*R*,3*R*)-4-oxo-3-[(2-oxo-2-phenylethyl)thio]-1-phenylazetidin-2-yl}phenoxy)acetyl]glycine

10

Glycine tert-butyl ester (0.015 g, 0.112 mmol) and N-Methylmorpholine (0.028 g, 0.281 mmol) were added to a solution of [4-((2*R*,3*R*)-3-{[(5,5-dimethyl-2-phenyl-1,3-dioxan-2-yl)methyl]thio}-4-oxo-1-phenylazetidin-2-yl)phenoxy]acetic acid (0.050 g, 0.094 mmol) in CH₂Cl₂ (5 ml). After 10 minutes, TBTU (0.039 g, 0.122 mmol) was added. The reaction was stirred overnight. The resulting tert-butyl ester was purified on silica gel and eluted with EtOAc/CH₂Cl₂ (25/75). The pure fractions were collected and concentrated. CH₂Cl₂ (4 ml) and TFA (1 ml) were added. The solvent was evaporated after 2 h and the residue was purified by preparative HPLC using an eluent of 20-70% CH₃CN in 0.1M NH₄OAc buffer.

15

Freeze-drying of the pure fractions gave the title product as a colourless solid. M/z: 503.5 (M-
20 1). ¹H NMR (CD₃CN), 400 MHz] δ 3.84 (d, 2H), 4.18 (d, 1H), 4.24 (s, 2H), 4.50 (s, 2H), 5.04 (d, 1H), 6.99-7.12 (m, 3H), 7.25-7.66 (m, 9H), 7.94-7.96 (m, 2H).

Method 4

25 (2*R*)-([4-((2*R*,3*R*)-1-(4-fluorophenyl)-3-{[2-(4-fluorophenyl)-2-oxoethyl]thio}-4-oxoazetidin-2-yl)phenoxy]acetyl)amino)(phenyl)acetic acid

30

[4-((2*R*,3*R*)-1-(4-Fluorophenyl)-3-{[2-(4-fluorophenyl)-2-oxoethyl]thio}-4-oxoazetidin-2-yl)phenoxy]acetic acid (0.40 g, 0.827 mmol) was dissolved in CH₂Cl₂ (40 ml) and *tert*-butyl (2*R*)-amino(phenyl)acetate (0.206 g, 0.993 mmol) and N-methylmorpholine (0.251 g, 2.48 mmol) were added. After 10 minutes, TBTU (0.345 g, 1.076 mmol) was added. The reaction was stirred overnight. The resulting tert-butyl ester was concentrated and purified on silica gel (eluted with EtOAc/CH₂Cl₂ 25/75). The pure fractions were collected and concentrated.

CH₂Cl₂ (25 ml) and TFA (3 ml) were added. The mixture was stirred for 5 days and the solvent was removed under reduced pressure. The residue was purified by preparative HPLC using a gradient of 20-70% CH₃CN in 0.1M NH₄OAc buffer. Freeze-drying of the pure fractions gave the title compound as a colourless solid. M/z: 615.50 (M-1). ¹H NMR [(CD₃)₂SO], 400 MHz] δ 4.35 (d, 1H), 4.36 (d, 1H), 4.40 (d, 1H), 4.53 (d, 1H), 4.58 (d, 1H), 4.94 (d, 1H), 5.19 (d, 1H), 6.97-7.40 (m, 15H), 8.02-8.06 (m, 2H), 8.26-8.32 (m, 1H).

Method 5

10 *N*-{[4-((2*R*,3*R*)-1-(4-fluorophenyl)-3-[[2-(4-fluorophenyl)-2-oxoethyl]thio]-4-oxoazetidin-2-yl)phenoxy]acetyl}-*D*-valine

[4-((2*R*,3*R*)-1-(4-Fluorophenyl)-3-[[2-(4-fluorophenyl)-2-oxoethyl]thio]-4-oxoazetidin-2-yl)phenoxy]acetic acid, (50.0 mg, 0.10 mmol) was dissolved in DCM (2 ml). *tert*-Butyl *D*-valinate hydrochloride (28.4 mg, 0.14 mmol) and *N*-methylmorpholine (3.0 μl, 0.31 mmol) were added. After 5 minutes, TBTU (43.7 mg, 0.14 mmol) was added and the mixture was stirred overnight. The intermediate *tert*-butylester of the title compound was confirmed. M/z: 637.1 (M-H). The solvent was removed under reduced pressure. The yellow residue was dissolved in formic acid (1.5 ml) and heated at 50°C for 5 h. The solvent was evaporated and the residue was purified by preparative HPLC on a C8 column. A gradient from 20 to 50% MeCN in 0.1 M ammonium acetate buffer was used as eluent. After lyophilisation, the title compound was obtained as a white solid (30.5 mg, 51 %). ¹H-NMR (400 MHz, DMS-d₆): 0.74 (t, 6H), 1.98-2.07 (m, 1H), 3.84 (brs, 1H), 4.32 (d, 1H), 4.35 (s, 1H), 4.36 (s, 1H), 4.50 (brs, 2H), 5.16 (d, 1H), 6.96 (d, 2H), 7.10-7.17 (m, 2H), 7.19-7.24 (m, 2H), 7.31-7.38 (m, 4H), 7.66 (brs, 1H), 7.99-8.04 (m, 2H). M/z: 583.0 (M+H) and 581.0 (M-H).

Method 6

30 *N*-{[4-((2*R*,3*R*)-1-(4-fluorophenyl)-3-[[2-(4-fluorophenyl)-2-oxoethyl]thio]-4-oxoazetidin-2-yl)phenoxy]acetyl}glycyl-*D*-valine

A mixture of 3-(R)-4-(R)-1-(4-Fluorophenyl)-3-[(4-fluorobenzoyl)methylthio]-4-{4-[N-(carboxymethyl) carbamoylmethoxy]phenyl}azetidin-2-one (0.0229g, 0.042 mmol), (R)-valin *tert*-butylester hydrochloride (0.0121 g, 0.058 mmol) and N-methylmorpholine (0.012 ml, 0.111 mmol) in DCM (2ml) was stirred at room temperature. TBTU (0.018 g, 0.056 mmol) was added and the mixture was stirred overnight. Trifluoroacetic acid (0.65 ml) was added and after a couple of hours the hydrolysis was complete according to LC-MS. The solvent was removed under reduced pressure and the residue was purified by preparative HPLC on a Kromasil C8- column using a gradient of 5-100% MeCN in 0.15% trifluoroacetic acid buffer as eluent. The solvent was removed under reduced pressure and 0.022 g (81 %) of the title product was obtained. M/z 640.06.

Method 7

15 ***N*-{[4-((2*R*,3*R*)-1-(4-fluorophenyl)-3-[[2-(4-fluorophenyl)-2-oxoethyl]thio]-4-oxoazetidin-2-yl)phenoxy]acetyl}glycyl-L-threonine**

A mixture of 3-(R)-4-(R)-1-(4-Fluorophenyl)-3-[(4-fluorobenzoyl)methylthio]-4-{4-[N-(carboxymethyl) carbamoylmethoxy]phenyl}azetidin-2-one (0.0188g, 0.035 mmol), *tert*-butyl *O*-(*tert*-butyl)-L-threoninate (0.0151 g, 0.065 mmol) and N-methylmorpholine (0.012 ml, 0.111 mmol) in DCM (2ml) was stirred at room temperature. TBTU (0.018 g, 0.056 mmol) was added and the mixture was stirred overnight. Trifluoroacetic acid (0.65 ml) was added and after a couple of hours the hydrolysis was complete according to LC-MS. The solvent was removed under reduced pressure and the residue was purified by preparative HPLC on a Kromasil C8- column using a gradient of 5-100% MeCN in 0.15% trifluoroacetic acid buffer as eluent. The solvent was removed under reduced pressure and 0.014 g (63 %) of the title product was obtained. M/z 641.92.

30 **Method 8**

***N*-{[4-((2*R*,3*R*)-1-(4-fluorophenyl)-3-[[2-(4-fluorophenyl)-2-oxoethyl]thio]-4-oxoazetidin-2-yl)phenoxy]acetyl}glycyl-L-asparagine**

A mixture of 3-(R)-4-(R)-1-(4-Fluorophenyl)-3-[(4-fluorobenzoyl)methylthio]-4-{4-[N-(carboxymethyl) carbamoylmethoxy]phenyl}azetidin-2-one (0.0213g, 0.039 mmol), tert-butyl L-asparaginate hydrochloride (0.0141 g, 0.063 mmol) and N-methylmorpholine (0.012 ml, 0.111 mmol) in DCM (2ml) was stirred at room temperature. TBTU (0.018 g, 0.056 mmol) was added and the mixture was stirred overnight. Trifluoroacetic acid (0.65 ml) was added and after a couple of hours the hydrolysis was complete according to LC-MS. The solvent was removed under reduced pressure and the residue was purified by preparative HPLC on a Kromasil C8- column using a gradient of 5-100% MeCN in 0.15% trifluoroacetic acid buffer as eluent. The solvent was removed under reduced pressure and 0.020 g (77 %) of the title product was obtained. M/z 655.11.

Method 9

15

N-{[4-((2R,3R)-1-(4-fluorophenyl)-3-[[2-(4-fluorophenyl)-2-oxoethyl]thio]-4-oxoazetidin-2-yl)phenoxy]acetyl}glycyl-L-methionine

A mixture of 3-(R)-4-(R)-1-(4-Fluorophenyl)-3-[(4-fluorobenzoyl)methylthio]-4-{4-[N-(carboxymethyl) carbamoylmethoxy]phenyl}azetidin-2-one (0.0197g, 0.036 mmol), *tert*-butyl L-methioninate hydrochloride (0.0144 g, 0.060 mmol) and N-methylmorpholine (0.012 ml, 0.111 mmol) in DCM (2ml) was stirred at room temperature. TBTU (0.018 g, 0.056 mmol) was added and the mixture was stirred overnight. Trifluoroacetic acid (0.65 ml) was added and after a couple of hours the hydrolysis was complete according to LC-MS. The solvent was removed under reduced pressure and the residue was purified by preparative HPLC on a Kromasil C8- column using a gradient of 5-100% MeCN in 0.15% trifluoroacetic acid buffer as eluent. The solvent was removed under reduced pressure and 0.015 g (61 %) of the title product was obtained. M/z 672.10.

30

Method 10

tert-butyl N-[(benzyloxy)carbonyl]glycyl-D-valinate

A mixture of *N*-[(benzyloxy)carbonyl]glycine (, 2.4g, 11.5 mmol), *tert*-butyl D-valinate hydrochloride (2.4 g, 11.4 mmol) and *N*-methylmorpholine (2.53 ml, 22.9 mmol) in DCM (20ml) was stirred at room temperature. TBTU (4.79 g, 14.9 mmol) was added and the
5 mixture was stirred for three days. The solvent was removed under reduced pressure. Water was added and the mixture was extracted two times with toluen. The organic layer was washed with brine, dried (Na₂SO₄), filtered and concentrated. The crude product was purified by flash chromatography using DCM:EtOAc:aceton 4:1:1 as eluent to give 3.92 g (94%) of the title compound. NMR (500 MHz, CD₃COOD) 0.88-0.99 (m, 6H), 1.48 (s, 9H), 2.08-2.19
10 (m 1H), 3.85 (ABq, 2H), 4.24 (d, 1H), 5.12 (ABq, 2H), 7.28-7.41 (m, 5H).

Method 11

15 *tert*-butyl glycy-D-valinate hydrochloride

tert-Butyl *N*-[(benzyloxy)carbonyl]glycyl-D-valinate (3.89g, 10.7 mmol) and Pd on charcoal (95%, 0.3g) were mixed in EtOH (95%, 80 ml) and stirred under H₂-atmosphere for 2 h. The
20 mixture was filtered through Celite 521 and the solvent was evaporated under reduced pressure. MeCN (25 ml) and pyridine hydrochloride (1.25g, 10.8 mmol) were added. The solvent was evaporated under reduced pressure to give 2.3g (81%) of the title product. NMR (500 MHz, CD₃COOD) 0.96-1.01 (m, 6H), 1.49 (s, 9H), 2.13-2.23 (m 1H), 3.76 (AB, 2H), 4.28-4.33 (m, 1H).

25

Method 12

30 *N*-{[4-((2*R*,3*R*)-1-(4-fluorophenyl)-3-{[2-(4-methoxyphenyl)-2-oxoethyl]thio}-4-oxoazetidin-2-yl)phenoxy]acetyl}glycyl-D-valine

A mixture of [4-((2*R*,3*R*)-1-(4-fluorophenyl)-3-{[2-(4-methoxyphenyl)-2-oxoethyl]thio}-4-oxoazetidin-2-yl)phenoxy]acetic acid (0.0153g, 0.031 mmol), *tert*-butyl glycy-D-valinate

hydrochloride (0.0099 g, 0.037 mmol) and N-methylmorpholine (0.010 ml, 0.091 mmol) in DCM (2ml) was stirred at room temperature. TBTU (0.016 g, 0.050 mmol) was added and the mixture was stirred for 3.5 h. Trifluoroacetic acid (0.5 ml) was added and after 3.5 h the solvent was removed under reduced pressure. The residue was purified by preparative HPLC
5 on a Kromasil C8- column using a gradient of 5-100% MeCN in 0.15% trifluoroacetic acid buffer as eluent. The solvent was removed under reduced pressure and 0.015 g (74 %) of the title product was obtained. M/z 652.20.

10 Method 13

***N*-{[4-((2*R*,3*R*)-1-(4-fluorophenyl)-3-{[2-(4-methoxyphenyl)-2-oxoethyl]thio}-4-oxoazetidin-2-yl)phenoxy]acetyl}glycine**

15 A mixture of [4-((2*R*,3*R*)-1-(4-fluorophenyl)-3-{[2-(4-methoxyphenyl)-2-oxoethyl]thio}-4-oxoazetidin-2-yl)phenoxy]acetic acid (0.150g, 0.30 mmol), *tert*-butyl glycinate hydrochloride (0.0635 g, 0.38 mmol) and N-methylmorpholine (0.10 ml, 0.91 mmol) in DCM (2ml) was stirred at room temperature. TBTU (0.128 g, 0.40 mmol) was added and the mixture was stirred overnight. Trifluoroacetic acid (4.0 ml) was added and after 2 h the solvent was
20 removed under reduced pressure. The residue was purified by preparative HPLC on a Kromasil C8- column using 35% MeCN in 0.1M ammonium acetate buffer as eluent. The solvent was removed under reduced pressure and 0.159 g (95 %) of the title product was obtained. M/z 553.02.

25

Method 14

***N*-{[4-((2*R*,3*R*)-1-(4-Fluorophenyl)-3-{[2-(4-fluorophenyl)-2-oxoethyl]thio}-4-oxoazetidin-2-yl)phenoxy]acetyl}glycyl-2-butylnorleucine**

30

N-{[4-((2*R*,3*R*)-1-(4-fluorophenyl)-3-{[2-(4-fluorophenyl)-2-oxoethyl]thio}-4-oxoazetidin-2-yl)phenoxy]acetyl}glycine (0.020 g, 0.037 mmol) and NMM (0.040 ml, 0.363 mmol) were dissolved in DCM (5 ml) at 30°C. TBTU (a total of 0.016 g, 0.050 mmol) were added in

portions and the mixture was stirred for 1 h. 2-Butylnorleucine (0.007 g, 0.037 mmol) was added and the mixture was stirred at 30°C for 18 h. The reaction mixture was concentrated under reduced pressure and the residue was purified by preparative HPLC, using a gradient of 20-50% MeCN in 0.1M ammonium acetate buffer as eluent. After freeze-drying, 0.009 g (34 % yield) of the title product was obtained as a white solid. M/z: 710.1. ¹H NMR (DMSO, 400 MHz): δ 0.73-0.82 (m, 6H), 0.88-1.22 (m, 8H), 1.56-1.69 (m, 2H), 1.96-2.07 (m, 2H), 3.71 (d, 2H), 4.32 (d, 1H), 4.36 (ABq, 2H), 4.52 (s, 2H), 5.16 (d, 1H), 6.95-7.01 (m, 2H), 7.11-7.26 (m, 4H), 7.30-7.40 (m, 4H), 7.61 (s, 1H), 7.98-8.06 (m, 2H), 8.25-8.42 (m, 1H).

10

Method 15

N-[[4-((2R,3R)-1-(4-Fluorophenyl)-3-[[2-(4-fluorophenyl)-2-oxoethyl]thio]-4-oxoazetidin-2-yl)phenoxy]acetyl]-L-alanine

15

A solution of [4-((2R,3R)-1-(4-fluorophenyl)-3-[[2-(4-fluorophenyl)-2-oxoethyl]thio]-4-oxoazetidin-2-yl)phenoxy]acetic acid (0.020 g, 0.041 mmol), L-Alanine tert-butyl ester hydrochloride (0.009 g, 0.050 mmol) and N-Methylmorpholine (0.018 ml, 0.163 mmol) in DCM (4 ml) was stirred for 5 min. TBTU (0.017 g, 0.053 mmol) was added. The formation of the ester was confirmed after 3 h. M/z: 611.1. TFA (3 ml) was added. After 2h, the mixture was diluted with toluene (2 ml) and the solvent was removed under reduced pressure. The residue was purified by preparative HPLC, using a gradient of 20-50% MeCN in 0.1M ammonium acetate buffer as eluent. After freeze-drying, 0.023 g (>98%) of the title product was obtained as a white solid. M/z: 555.1. ¹H NMR (DMSO, 400 MHz): δ 1.17 (d, 3H), 3.73-3.82 (m, 1H), 4.33 (d, 1H), 4.35 (ABq, 2H), 4.43 (s, 2H), 5.15 (d, 1H), 6.92-7.98 (m, 2H), 7.10-7.24 (m, 4H), 7.29-7.39 (m, 4H), 7.84 (d, 1H), 7.97-8.04 (m, 2H).

30

Method 16

***N*-{[4-((2*R*,3*R*)-1-(4-fluorophenyl)-3-{[2-(4-fluorophenyl)-2-oxoethyl]thio}-4-oxoazetidin-2-yl)phenoxy]acetyl}glycyl-L-phenylalanine**

Methyl *N*-{[4-((2*R*,3*R*)-1-(4-fluorophenyl)-3-{[2-(4-fluorophenyl)-2-oxoethyl]thio}-4-oxoazetidin-2-yl)phenoxy]acetyl}glycyl-L-phenylalaninate (20 mg, 0.029 mmol) was dissolved in 1.6 ml MeOH and 0.2 ml H₂O. Et₃N (0.2 ml, 1.44 mmol) was added and the mixture was stirred overnight. The mixture was heated to 80°C for 7 h. The mixture was purified by preparative HPLC using a C8 column (25x300mm). A gradient from 20% to 40% MeCN in 0.1 M ammonium acetate was used as mobile phase. The product fraction was concentrated and lyophilized to yield 7 mg (36%). M/z: 688.

Method 17

***N*-{[4-((2*R*,3*R*)-1-(4-fluorophenyl)-3-{[2-(4-fluorophenyl)-2-oxoethyl]thio}-4-oxoazetidin-2-yl)phenoxy]acetyl}glycyl-L-phenylalaninate**

N-{[4-((2*R*,3*R*)-1-(4-Fluorophenyl)-3-{[2-(4-fluorophenyl)-2-oxoethyl]thio}-4-oxoazetidin-2-yl)phenoxy]acetyl}glycine (66 mg, 0.12 mmol) was dissolved in 2 ml DCM. N-methylmorpholine (40 ul, 0.36 mmol), L-(*S*)-phenylalanine methyl ester hydrochloride (33 mg, 0.15 mmol) and finally TBTU (45 mg, 0.14 mmol) were added. The mixture was stirred overnight. The crude mixture was purified by flash chromatography on 5g SiO₂. EtOAc:Hex (1:1), DCM and finally DCM:Acetone (4:1) were used as eluents. The collected fraction was concentrated to yield 67mg (78%) of the title compound. M/z: 702 (M+1).

Method 18

***tert*-butyl *N*-{[4-((2*R*,3*R*)-1-(4-fluorophenyl)-3-{[2-(4-fluorophenyl)-2-oxoethyl]thio}-4-oxoazetidin-2-yl)phenoxy]acetyl}glycyl-4-methylleucinate**

N-{[4-((2*R*,3*R*)-1-(4-Fluorophenyl)-3-{[2-(4-fluorophenyl)-2-oxoethyl]thio}-4-oxoazetidin-2-yl)phenoxy]acetyl}glycine (20 mg, 0.037 mmol) was dissolved in 3 ml DCM. *N*-Methylmorpholine (9 μ l, 0.082 mmol) and TBTU (14 mg, 0.044 mmol) were added. After 5 minutes, *tert*-butyl 4-methyleucinate (9 mg, 0.045 mmol) was added and the mixture was stirred for 2 h. Additional *tert*-butyl 4-methyleucinate (ca 3 mg, 0.015 mmol) was added. After 15 min, water (2 ml) was added and the mixture was acidified to a pH of 2 using 2M KHSO₄. The aqueous phase was extracted with 2 ml DCM and the combined organic phases were washed with 3 ml water, dried over Na₂SO₄ and filtered. Removal of the solvent under reduced pressure gave the title compound. M/z: 724.

10

Method 19

N-{[4-((2*R*,3*R*)-1-(4-Fluorophenyl)-3-{[2-(4-fluorophenyl)-2-oxoethyl]thio}-4-oxoazetidin-2-yl)phenoxy]acetyl}glycylglycine

15

A solution of [4-((2*R*,3*R*)-1-(4-fluorophenyl)-3-{[2-(4-fluorophenyl)-2-oxoethyl]thio}-4-oxoazetidin-2-yl)phenoxy]acetic acid (0.200 g, 0.414 mmol), glycylglycine methyl ester hydrochloride (0.090 g, 0.493 mmol) and *N*-methylmorpholine (0.150 ml) in DCM (5 ml) was stirred for 10 min. TBTU (0.170 g) was added and the mixture was stirred for 20 h. The formation of the ester was confirmed. M/z: 612.0. The solvent was removed under reduced pressure. The residue was dissolved in a mixture of MeOH (5 ml), water (1 ml) and Et₃N (0.5 ml). The solution was stirred at 50°C for 18 h. DBN (0.050 ml, 0.405 mmol) was added and the mixture was stirred for 2 h at 50°C. Ammonium acetate buffer (0.1 M, 3 ml) was added and the mixture was concentrated. The residue was purified by preparative HPLC, using a gradient of 20-50% MeCN in 0.1M ammonium acetate buffer as eluent. After freeze-drying, the title product (0.094 g, 38 % yield) was obtained as a white solid. M/z: 598.2. ¹H NMR (DMSO, 400 MHz): 3.50 (d, 2H), 3.75 (d, 2H), 4.32 (d, 1H), 4.35 (ABq, 2H), 4.46-4.53 (m, 2H), 5.15 (d, 1H), 6.94-7.00 (m, 2H), 7.10-7.25 (m, 4H), 7.29-7.39 (m, 4H), 7.68-7.81 (m, 1H), 7.98-8.04 (m, 2H), 8.30-8.36 (m, 1H).

30

Method 20**Ethyl {[(5,5-dimethyl-2-phenyl-1,3-dioxan-2-yl)methyl]thio}acetate**

5

Ethyl [(2-oxo-2-phenylethyl)thio]acetate (10.8 g, 45.3 mmol) was dissolved in toluene (250 ml). 2,2-Dimethyl-1,3-propanediol (37.6 g, 0.36 mol) and p-toluene sulfonic acid (cat., 500 mg) were added. The mixture was stirred at reflux in a Dean-Stark apparatus for two hours and at room temperature overnight. The mixture was concentrated under reduced pressure. The crude oil was purified by flash-chromatography (hexane:EtOAc-7:1) to give 11.2 g (70 %) of the title compound as a colourless oil. ¹H-NMR (CDCl₃, 200 MHz): δ 0.6 (s, 3H), 1.2-1.3 (t, 3H), 1.4 (s, 3H), 3.0 (s, 2H), 3.2 (s, 2H), 3.5 (s, 4H), 4.1-4.2 (q, 2H), 7.3-7.6 (m, 5H).

15 **Method 21****{[(5,5-Dimethyl-2-phenyl-1,3-dioxan-2-yl)methyl]thio}acetic acid**

20

Ethyl {[(5,5-dimethyl-2-phenyl-1,3-dioxan-2-yl)methyl]thio}acetate (11.2 g, 34.3 mmol) was dissolved in THF (150 ml) and cooled to 0°C. LiOH (2.88 g, 68.7 mmol) in water (40 ml) was added and the mixture was stirred for 19 h. The solvents were evaporated. The crude product was extracted between water and diethyl ether. The aqueous layer was acidified to a pH of 6 using 2M HCl and extracted twice with CH₂Cl₂. The combined CH₂Cl₂ layers were dried (Na₂SO₄) and concentrated under reduced pressure to give 9.8 g (96 %) of the title compound as a white solid. ¹H-NMR (CDCl₃, 200 MHz): δ 0.6 (s, 3H), 1.4 (s, 3H), 3.0 (s, 2H), 3.3 (s, 2H), 3.5 (s, 4H), 7.3-7.6 (m, 5H).

30

Method 22

(4S)-3-([(5,5-Dimethyl-2-phenyl-1,3-dioxan-2-yl)methyl]thio)acetyl)-4-phenyl-1,3-oxazolidin-2-one

5 [(5,5-Dimethyl-2-phenyl-1,3-dioxan-2-yl)methyl]thio}acetic acid (9.9 g, 33.0 mmol) was dissolved in dry CH₂Cl₂ (250 ml) and cooled to 0°C. N,N'-Dicyclohexylcarbodiimide (DCC, 7.63 g, 37.0 mmol) and 4-(dimethylamino)pyridine (DMAP, 8.57 g, 70.0 mmol) were added and the mixture was stirred at 0°C for 20 minutes. (S)-(+)-4-Phenyl-2-oxazolidinone (5.38 g, 33.0 mmol) was added and the mixture was stirred at room temperature for 70 h. The mixture was filtered, concentrated under reduced pressure and purified by flash-chromatography
10 (hexane:EtOAc-7:3). This afforded 10.2 g (70 %) of the title compound as a white solid. ¹H-NMR (CDCl₃, 200 MHz): 0.6 (s, 3H), 1.3 (s, 3H), 2.8 (s, 2H), 3.4 (s, 4H), 3.8 (s, 2H), 4.1-4.15 (dd, 1H), 4.6-4.8 (t, 1H), 5.35-5.45 (dd, 1H), 7.25-7.45 (m, 9H).

15 **Method 23**

Ethyl (4-{(1S,2R)-1-anilino-2-[(5,5-dimethyl-2-phenyl-1,3-dioxan-2-yl)methyl]thio}-3-oxo-3-[(4S)-2-oxo-4-phenyl-1,3-oxazolidin-3-yl]propyl}phenoxy)acetate

20

Tetraisopropyl orthotitanate (0.5 ml, 1.7 mmol) was added to a solution of TiCl₄ (1M in CH₂Cl₂, 5.1 ml, 5.1 mmol) in CH₂Cl₂ (50 ml) at 0°C under inert atmosphere. The mixture was stirred for ten minutes. (4S)-3-([(5,5-Dimethyl-2-phenyl-1,3-dioxan-2-yl)methyl]thio)acetyl)-4-phenyl-1,3-oxazolidin-2-one (3.0 g, 6.8 mmol) in dry CH₂Cl₂ (60 ml) was added dropwise over 20 minutes and the mixture was stirred for ten minutes. Ethyl {4-[(phenylimino)methyl]phenoxy}acetate (3.8 g, 13.6 mmol) in dry CH₂Cl₂ (60 ml) was added dropwise over 30 minutes and the mixture was cooled to -40°C and stirred for 20 minutes. Ethyl diisopropyl amine (2.3 ml, 13.6 mmol) was added dropwise over ten minutes
25 and the mixture was stirred at -40°C for six hours. The mixture was cooled to -78°C and isopropanol (90 ml) was added. The mixture was slowly warmed to room temperature overnight. H₂O (100 ml) was added and the mixture was stirred for 35 minutes at room temperature. NH₄Cl (10%) was added and the mixture was extracted twice with diethyl ether.
30

The combined organic layers were washed with water, dried (MgSO₄) and concentrated under reduced pressure. Purification by flash-chromatography (hexane:EtOAc 5:1 then 7:3 then 6:4) gave 2.13 g (43 %) of the title compound as a yellow solid. ¹H-NMR (CDCl₃, 200 MHz): δ 0.6 (s, 3H), 1.2-1.4 (m, 6H), 2.8-3.0 (m, 2H), 3.3-3.5 (m, 4H), 4.5-4.7 (m, 3H), 5.3-5.5 (m, 1H), 5.7-5.8 (d, 1H), 6.4-6.5 (d, 2H), 6.6-6.9 (m, 4H), 6.9-7.0 (d, 2H), 7.0-7.5 (m, 7H). M/z: 747.3 (M⁺ + Na)

Method 24

10

Ethyl [4-((2*R*,3*R*)-3-[[5,5-dimethyl-2-phenyl-1,3-dioxan-2-yl)methyl]thio}-4-oxo-1-phenylazetidin-2-yl)phenoxy]acetate

15

Ethyl (4-{(1*S*,2*R*)-1-anilino-2-[[5,5-dimethyl-2-phenyl-1,3-dioxan-2-yl)methyl]thio}-3-oxo-3-[(4*S*)-2-oxo-4-phenyl-1,3-oxazolidin-3-yl]propyl}phenoxy)acetate (2.1 g, 2.9 mmol) was dissolved in dry toluene (200 ml) and heated to 90°C under inert atmosphere. N,O-Bis(trimethylsilyl)acetamide (BSA, 2.1 ml, 8.7 mmol) was added and the mixture was stirred at 90°C for one hour. At 45°C tetrabutylammonium fluoride (TBAF, cat., 0.1 g) was added and the mixture was stirred at 45°C for 18 h. The mixture was concentrated under reduced pressure. The residue was purified by flash-chromatography (hexane:EtOAc 5:1). This afforded 0.98 g (60 %) of the title compound as a yellow oil. ¹H-NMR (CDCl₃, 200 MHz): 0.6 (s, 3H), 1.2-1.4 (m, 6H), 3.0-3.2 (t, broad, 2H), 3.3-3.5 (m, 4H), 3.95 (d, 1H), 4.2-4.4 (q, 2H), 4.6 (s, 2H), 4.8 (d, 1H), 6.9-7.1 (m, 3H), 7.2-7.6 (m, 11H). MS (CI) M/z: 584.2 (M⁺ + Na).

Method 25

30

***tert*-Butyl (4-{(1*S*,2*R*)-2-[[5,5-dimethyl-2-phenyl-1,3-dioxan-2-yl)methyl]thio}-1-[(4-fluorophenyl)amino]-3-oxo-3-[(4*S*)-2-oxo-4-phenyl-1,3-oxazolidin-3-yl]propyl}phenoxy)acetate**

Tetraisopropyl orthotitanate (0.51 ml, 1.8 mmol) was added to a solution of TiCl_4 (1M in CH_2Cl_2 , 5.1 ml, 5.1 mmol) in CH_2Cl_2 (50 ml) at 0°C under inert atmosphere. The mixture was stirred for ten minutes. (4*S*)-3-({[(5,5-Dimethyl-2-phenyl-1,3-dioxan-2-yl)methyl]thio}acetyl)-4-phenyl-1,3-oxazolidin-2-one (3.0 g, 6.8 mmol) in dry CH_2Cl_2 (50 ml) was added dropwise over 20 minutes. After ten minutes, *tert*-butyl (4-{[(4-fluorophenyl)imino]methyl}phenoxy)acetate (4.5 g, 13.6 mmol) in dry CH_2Cl_2 (50 ml) was added dropwise over 30 minutes. The mixture cooled to -30°C and stirred for 20 minutes. Ethyl diisopropyl amine (2.3 ml, 13.4 mmol) in 20 ml dry CH_2Cl_2 was added dropwise over 10 ten minutes and the mixture was stirred at -30°C for six hours. The mixture was cooled to -78°C . Isopropanol (60 ml) was added and the temperature was risen overnight. H_2O (100 ml) was added and the mixture was stirred for 35 minutes at room temperature. The mixture was extracted twice with diethyl ether. The combined organic layers were washed with water, dried (MgSO_4) and concentrated under reduced pressure. Purification by flash-15 chromatography (hexane:EtOAc 5:1) afforded 2.95 g (56 %) of the title compound as a yellow solid. M/z : 793.3 ($M^+ + \text{Na}$).

Method 26

20

***tert*-Butyl {4-[(2*R*,3*R*)-3-[(5,5-dimethyl-2-phenyl-1,3-dioxan-2-yl)methyl]thio]-1-(4-fluorophenyl)-4-oxoazetidin-2-yl]phenoxy}acetate**

tert-Butyl (4-{(1*S*,2*R*)-2-[(5,5-dimethyl-2-phenyl-1,3-dioxan-2-yl)methyl]thio}-1-[(4-fluorophenyl)amino]-3-oxo-3-[(4*S*)-2-oxo-4-phenyl-1,3-oxazolidin-3-yl]propyl}phenoxy)acetate (2.6 g, 3.4 mmol) was dissolved in dry toluene (250 ml) and heated to 90°C under inert atmosphere. *N*,*O*-Bis(trimethylsilyl)acetamide (BSA, 2.5 ml, 10.3 mmol) was added and the mixture was stirred at 90°C for one hour. The mixture was cooled to 45°C and tetrabutylammonium fluoride (TBAF, cat., 0.5 g) was added. The mixture was 30 stirred at 45°C for two hours. The mixture was concentrated under reduced pressure and purified by flash-chromatography (hexane:EtOAc 7:1). This afforded 0.65 g (31 %) of the title compound as a yellow solid. $^1\text{H-NMR}$ (CDCl_3 , 200 MHz): δ 0.6 (s, 3H), 1.2 (s, 3H), 1.5

(s, 9H), 2.9-3.1 (q, broad, 2H), 3.4 (q, 4H), 4.0 (s, 1H), 4.5 (s, 2H), 4.8 (s, 1H), 6.9-7.0 (m, 4H), 7.2-7.3 (m, 5H), 4.3-4.4 (m, 4H).

5 Method 27

(4-((2R,3R)-1-(4-Fluorophenyl)-4-oxo-3-[(2-oxo-2-phenylethyl)thio]azetidin-2-yl)phenoxy)acetic acid

- 10 *tert*-butyl {4-[(2R,3R)-3-[[[(5,5-dimethyl-2-phenyl-1,3-dioxan-2-yl)methyl]thio]-1-(4-fluorophenyl)-4-oxoazetidin-2-yl]phenoxy}acetate (1.34 g, 2.21 mmol) was dissolved in formic acid (20 ml) and stirred for 90 minutes. The mixture was concentrated under reduced pressure (temperature < 30°C). The crude oil was purified by flash-chromatography (hexane:acetone:formic acid 60:40:0.1) to afford 0.7 g (68 %) of the title compound as a pale
- 15 yellow solid. ¹H-NMR (CDCl₃, 200 MHz): δ 4.15 (d, 1H), 4.22 (d, 2H), 4.71 (s, 2H), 4.91 (d, 1H), 6.92-7.00 (m, 4H), 7.24-7.30 (m, 4H), 7.46-7.63 (m, 3H), 7.94-7.99 (d, 2H). MS (CI) M/z: 464.2 (M-1).

20 Method 28

Ethyl ([2-(4-methoxyphenyl)-5,5-dimethyl-1,3-dioxan-2-yl)methyl]thio)acetate

- Ethyl {[2-(4-methoxyphenyl)-2-oxoethyl]thio}acetate (9.57 g, 35.7 mmol) was dissolved in
- 25 benzene (250 ml). 2,2-Dimethyl-1,3-propanediol (29.7 g, 0.29 mol) and *p*-toluene sulfonic acid (500 mg) were added. The mixture was stirred at reflux in a Dean-Stark apparatus for three hours and at room temperature overnight. The mixture was concentrated under reduced pressure. CH₂Cl₂ was added and the solution was washed twice with H₂O and with brine. The organic phase was dried (MgSO₄) and filtered. Concentration under reduced pressure afforded
- 30 a crude oil which was purified by flash-chromatography (hexane:EtOAc 7:1) to afford 5.95 g (47 %) of the title compound as a colorless oil. ¹H-NMR (CDCl₃, 200 MHz): δ 0.6 (s, 3H), 1.2-1.4 (m, 6H), 3.0 (s, 2H), 3.2 (s, 2H), 3.4 (s, 4H), 3.8 (s, 3H), 4.2 (q, 2H), 6.9 (d, 2H), 7.4 (d, 2H).

Method 29**5 ([2-(4-Methoxyphenyl)-5,5-dimethyl-1,3-dioxan-2-yl]methyl)thio)acetic acid**

Ethyl ([2-(4-methoxyphenyl)-5,5-dimethyl-1,3-dioxan-2-yl]methyl)thio)acetate (5.95 g, 16.8 mmol) was dissolved in THF (75 ml) and cooled to 0°C. LiOH (2.11 g, 50.4 mmol) in water (40 ml) was added and the mixture was stirred for 90 minutes. Water was added and the
10 mixture was extracted twice with diethyl ether. The aqueous layer was acidified using 2M HCl until pH=4 and extracted twice with CH₂Cl₂. The combined CH₂Cl₂ layers were dried (Na₂SO₄) and concentrated under reduced pressure to afford 5.4 g (>98%) of the title compound as a white solid. ¹H-NMR (CDCl₃, 200 MHz): δ 0.6 (s, 3H), 1.4 (s, 3H), 3.0 (s, 2H), 3.4 (s, 2H), 3.5 (s, 4H), 3.9 (s, 3H), 6.9 (d, 2H), 7.4 (d, 2H).

15

Method 30**20 (4S)-3-([2-(4-Methoxyphenyl)-5,5-dimethyl-1,3-dioxan-2-yl]methyl)thio)acetyl]-4-phenyl-1,3-oxazolidin-2-one**

([2-(4-Methoxyphenyl)-5,5-dimethyl-1,3-dioxan-2-yl]methyl)thio)acetic acid (5.4 g, 16.5 mmol) was dissolved in dry CH₂Cl₂ (80 ml) and cooled to 0°C. N,N'-
25 dicyclohexylcarbodiimide (DCC, 3.76 g, 18.2 mmol) in 20 ml of CH₂Cl₂ and 4-(dimethylamino)pyridine (DMAP, 4.04 g, 33.1 mmol) were added and the mixture was stirred at 0°C for 30 minutes. (S)-(+)-4-Phenyl-2-oxazolidinone (2.69 g, 16.5 mmol) was added and the mixture was stirred at room temperature for 17 h. The mixture was filtered, concentrated under reduced pressure and purified by flash-chromatography (hexane:EtOAc 4:1 then 2:1).
30 This afforded 5.69 g (73 %) of the title compound as a white solid. ¹H-NMR (CDCl₃, 200 MHz): δ 0.6 (s, 3H), 1.3 (s, 3H), 2.8 (s, 2H), 3.4 (s, 4H), 3.8 (s, 2H), 3.8 (s, 3H), 4.3 (dd, 1H), 4.7 (t, 1H), 5.4 (dd, 1H), 6.9 (d, 2H), 7.3 (m, 7H).

Method 31

tert-Butyl (4-((1*S*,2*R*)-1-[(4-fluorophenyl)amino]-2-([2-(4-methoxyphenyl)-5,5-dimethyl-
5 1,3-dioxan-2-yl]methyl)thio)-3-oxo-3-[(4*S*)-2-oxo-4-phenyl-1,3-oxazolidin-3-
yl]propyl)phenoxy)acetate

Tetraisopropyl orthotitanate (0.31 ml, 1.06 mmol) was added to a solution of TiCl₄ (1M in CH₂Cl₂, 3.18 ml, 3.18 mmol) in CH₂Cl₂ (50 ml) at 0°C under inert atmosphere. The mixture
10 was stirred for ten minutes. (4*S*)-3-([2-(4-Methoxyphenyl)-5,5-dimethyl-1,3-dioxan-2-yl]methyl)thio)acetyl]-4-phenyl-1,3-oxazolidin-2-one (2.00 g, 4.24 mmol) in dry CH₂Cl₂ (50 ml) was added dropwise over 20 minutes. The mixture was stirred for ten minutes. *tert*-Butyl (4-[[4-(4-fluorophenyl)imino]methyl]phenoxy)acetate (2.79 g, 8.48 mmol) in dry CH₂Cl₂ (50 ml) was added dropwise over 30 minutes. The mixture was cooled to -30°C and stirred for 20
15 minutes. Ethyl diisopropyl amine (1.45 ml, 8.48 mmol) in 10 ml dry CH₂Cl₂ was added dropwise over ten minutes and the mixture was stirred at -30°C for five hours. The mixture was cooled to -78°C. Isopropanol (60 ml) was added and the temperature was allowed to rise overnight. H₂O (100 ml) was added and the mixture was stirred for 20 minutes and extracted twice with diethyl ether. The combined organic layers were washed with water, dried
20 (MgSO₄) and concentrated under reduced pressure. Purification by flash-chromatography (hexane:EtOAc 3:1) afforded 2.00 g (59 %) of the title compound as a yellow solid. ¹H-NMR (CDCl₃, 200 MHz): δ 0.6 (s, 3H), 1.3 (s, 3H), 1.5 (s, 9H), 2.6-2.9 (m, 2H), 3.3-3.5 (m, 4H), 3.8 (s, 3H), 4.1-4.3 (m, 2H), 4.5 (s, 2H), 4.6-4.8 (m, 2H), 5.0-5.4 (s, broad, 1H), 5.4 (m, 1H), 5.7 (d, 1H), 6.4 (m, 2H), 6.6-6.8 (m, 4H), 6.8-7.0 (m, 4H), 7.1-7.4 (m, 7H).

25

Method 32

tert-Butyl {4-[(2*R*,3*R*)-1-(4-fluorophenyl)-3-([2-(4-methoxyphenyl)-5,5-dimethyl-1,3-
30 dioxan-2-yl]methyl)thio)-4-oxoazetidin-2-yl]phenoxy}acetate

tert-Butyl (4-((1*S*,2*R*)-1-[(4-fluorophenyl)amino]-2-([2-(4-methoxyphenyl)-5,5-dimethyl-1,3-dioxan-2-yl]methyl)thio)-3-oxo-3-[(4*S*)-2-oxo-4-phenyl-1,3-oxazolidin-3-

yl]propyl}phenoxy)acetate (2.0 g, 2.5 mmol) was dissolved in dry toluene (200 ml) and heated to 90°C under inert atmosphere. N,O-Bis(trimethylsilyl)acetamide (BSA, 1.8 ml, 7.5 mmol) was added and the mixture was stirred at 90°C for one hour. The mixture was cooled to 45°C and tetrabutylammonium fluoride (TBAF, 150 mg) was added and the mixture was stirred at 45°C for two hours. The mixture was concentrated under reduced pressure and filtered through a short column of silica (hexane:EtOAc 4:1). Purification of the crude oil by flash-chromatography (hexane:EtOAc 5:1) gave 0.65 g (41 %) of the title compound as a yellow solid. ¹H-NMR (CDCl₃, 200 MHz): δ 0.6 (s, 3H), 1.3 (s, 3H), 1.5 (s, 9H), 3.0-3.2 (m, 2H), 3.3-3.5 (m, 4H), 3.8 (s, 3H), 4.0 (d, 1H), 4.5 (s, 2H), 4.8 (d, 1H), 6.8-7.0 (m, 6H), 7.2-7.4 (m, 6H).

Method 33

15 [4-((2*R*,3*R*)-1-(4-Fluorophenyl)-3-([2-(4-methoxyphenyl)-2-oxoethyl]thio)-4-oxoazetidin-2-yl)phenoxy]acetic acid

tert-Butyl {4-[(2*R*,3*R*)-1-(4-fluorophenyl)-3-([2-(4-methoxyphenyl)-5,5-dimethyl-1,3-dioxan-2-yl]methyl]thio)-4-oxoazetidin-2-yl]phenoxy}acetate (0.65 g, 1.02 mmol) was dissolved in formic acid (10 ml) and stirred for 90 minutes. The mixture was concentrated under reduced pressure (temperature < 30°C) and the crude oil was purified by flash-chromatography (hexane:acetone:formic acid 60:40:0.1) to afford 0.45 g (88 %) of the title compound as a pale yellow solid. ¹H-NMR (CDCl₃, 200 MHz): δ 3.9 (s, 3H), 4.1 (d, 1H), 4.1 (s, 2H), 4.7 (s, 2H), 4.9 (d, 1H), 6.9-7.1 (m, 6H), 7.2-7.4 (m, 4H), 7.9-8.0 (d, 2H). MS (CI) M/z: 494.1 (M⁺ - 1), 495.1 (M⁺)

Method 34

30 Ethyl ([5,5-dimethyl-2-(4-methylphenyl)-1,3-dioxan-2-yl]methyl)thio)acetate

Ethyl { [2-(4-methylphenyl)-2-oxoethyl]thio } acetate (12.2 g, 48.4 mmol) was dissolved in benzene (350 ml). 2,2-Dimethyl-1,3-propanediol (40.3 g, 0.387 mol) and p-toluene sulfonic

acid (1g) were added. The mixture was stirred at reflux in a Dean-Stark apparatus for two hours, cooled and concentrated under reduced pressure. CH₂Cl₂ was added and the organic phase was washed twice with brine and dried (MgSO₄). Filtration and concentration under reduced pressure afforded a crude oil, which was purified by flash-chromatography

5 (hexane:EtOAc 8:1) to afford 10.0 g (61 %) of the title compound as a clear oil.

¹H-NMR (CDCl₃, 200 MHz): δ 0.6 (s, 3H), 1.2-1.4 (m, 6H), 2.4 (s, 3H), 3.0 (s, 2H), 3.2 (s, 2H), 3.4-3.5 (m, 4H), 4.2 (q, 2H), 7.2-7.4 (m, 4H).

10 Method 35

(([5,5-Dimethyl-2-(4-methylphenyl)-1,3-dioxan-2-yl]methyl)thio)acetic acid

Ethyl ([5,5-dimethyl-2-(4-methylphenyl)-1,3-dioxan-2-yl]methyl)thio)acetate (10.1 g, 29.8
15 mmol) was dissolved in THF (150 ml) and cooled to 0°C. LiOH (3.76 g, 89.5 mmol) in water (50 ml) was added and the mixture was stirred for two hours at room temperature. The mixture was concentrated under reduced pressure. Water was added and the mixture was extracted with diethyl ether. The aqueous layer was acidified using 2M HCl to pH 3 and extracted twice with CH₂Cl₂. The combined CH₂Cl₂ layers were dried (Na₂SO₄) and
20 concentrated under reduced pressure to afford 8.7 g (94 %) of the title compound as a white solid. ¹H-NMR (CDCl₃, 200 MHz): δ 0.6 (s, 3H), 1.2 (s, 3H), 2.4 (s, 3H), 3.0 (s, 2H), 3.4 (s, 2H), 3.4 (s, 4H), 7.2-7.4 (m, 4H).

25 Method 36

(4S)-3-[(5,5-Dimethyl-2-(4-methylphenyl)-1,3-dioxan-2-yl)methyl]thio)acetyl]-4-phenyl-1,3-oxazolidin-2-one

30

(([5,5-Dimethyl-2-(4-methylphenyl)-1,3-dioxan-2-yl]methyl)thio)acetic acid (8.7 g, 28.0 mmol) was dissolved in dry CH₂Cl₂ (120 ml) and cooled to 0°C. N,N'-Dicyclohexylcarbodiimide (DCC, 6.35 g, 30.8 mmol) in 30 ml of CH₂Cl₂ and 4-

(dimethylamino)pyridine (DMAP, 6.85 g, 56.1 mmol) were added. The mixture was stirred at 0°C for 30 minutes. (S)-(+)-4-Phenyl-2-oxazolidinone (4.57 g, 28.0 mmol) was added and the mixture was stirred at room temperature for 19 h. The mixture was filtered, concentrated under reduced pressure and purified by flash-chromatography (hexane:EtOAc 5:1 then 4:1).

- 5 This afforded 7.07 g (55 %) of the title compound as a white solid. ¹H-NMR (CDCl₃, 200 MHz): δ 0.6 (s, 3H), 1.2 (s, 3H), 2.4 (s, 3H), 2.8 (s, 2H), 3.4 (s, 4H), 3.8 (s, 2H), 4.3 (dd, 1H), 4.7 (t, 1H), 5.4 (dd, 1H), 7.2-7.5 (m, 9H).

Method 37

- 10 ***tert*-Butyl (4-{(1*S*,2*R*)-2-([5,5-dimethyl-2-(4-methylphenyl)-1,3-dioxan-2-yl]methyl)thio}-1-[(4-fluorophenyl)amino]-3-oxo-3-[(4*S*)-2-oxo-4-phenyl-1,3-oxazolidin-3-yl]propyl}phenoxy)acetate**

- Tetraisopropyl orthotitanate (0.37 ml, 1.23 mmol) was added to a solution of TiCl₄ (1M in CH₂Cl₂, 3.3 ml, 3.3 mmol) in CH₂Cl₂ (50 ml) at 0°C under inert atmosphere. The mixture was stirred for ten minutes. (4*S*)-3-([5,5-Dimethyl-2-(4-methylphenyl)-1,3-dioxan-2-yl]methyl)thio)acetyl]-4-phenyl-1,3-oxazolidin-2-one (2.0 g, 4.4 mmol) in dry CH₂Cl₂ (50 ml) was added dropwise over 20 minutes and the mixture was stirred for ten minutes. *tert*-Butyl (4-[(4-fluorophenyl)imino]methyl}phenoxy)acetate (2.9 g, 8.8 mmol) in dry CH₂Cl₂ (50 ml) was added dropwise over 30 minutes. The mixture was cooled to -30°C and stirred for 20 minutes. Ethyl diisopropyl amine (1.5 ml, 8.8 mmol) in 10 ml dry CH₂Cl₂ was added dropwise over ten minutes. The mixture was stirred at -30°C for four hours. The mixture was cooled to -78°C and isopropanol (60 ml) was added. The temperature was allowed to reach room temperature over two hours. H₂O (100 ml) was added and the mixture was stirred for 20 minutes and extracted twice with diethyl ether. The combined organic layers were washed with water, dried (MgSO₄) and concentrated under reduced pressure. Purification by flash-chromatography (hexane:EtOAc 5:1 then 4:1) afforded 2.55 g (74 %) of the title compound as a white solid. ¹H-NMR (CDCl₃, 200 MHz): δ 0.6 (s, 3H), 1.3 (s, 3H), 1.5 (s, 9H), 2.4 (s, 3H), 2.6-2.9 (m, 2H), 3.3-3.5 (m, 4H), 4.1-4.3 (m, 1H), 4.5 (s, 2H), 4.6-4.8 (m, 2H), 5.0-5.3 (s, broad, 1H), 5.2 (m, 1H), 5.7 (d, 1H), 6.4 (m, 2H), 6.6-6.8 (m, 4H), 6.9 (m, 2H), 7.1-7.4 (m, 9H).

Method 38

tert-Butyl {4-[(2*R*,3*R*)-3-([5,5-dimethyl-2-(4-methylphenyl)-1,3-dioxan-2-yl)methyl]thio)-1-(4-fluorophenyl)-4-oxoazetidin-2-yl]phenoxy}acetate

tert-Butyl (4-{(1*S*,2*R*)-2-([5,5-dimethyl-2-(4-methylphenyl)-1,3-dioxan-2-yl)methyl]thio)-1-[(4-fluorophenyl)amino]-3-oxo-3-[(4*S*)-2-oxo-4-phenyl-1,3-oxazolidin-3-yl]propyl}phenoxy)acetate (2.55 g, 3.25 mmol) was dissolved in dry toluene (250 ml) and heated to 90°C under inert atmosphere. N,O-Bis(trimethylsilyl)acetamide (BSA, 2.38 ml, 9.75 mmol) was added and the mixture was stirred at 90°C for one hour. The mixture was cooled to 45°C and tetrabutylammonium fluoride (TBAF, 0.25 g) was added and the mixture was stirred at 45°C for one hour. The mixture was concentrated under reduced pressure and purified by flash-chromatography (hexane:EtOAc 6:1). This afforded 1.06 g (52 %) of the title compound as a white solid. ¹H-NMR (CDCl₃, 200 MHz): δ 0.6 (s, 3H), 1.3 (s, 3H), 1.5 (s, 9H), 2.4 (s, 3H), 3.0-3.2 (m, 2H), 3.3-3.5 (m, 4H), 3.9 (d, 1H), 4.5 (s, 2H), 4.8 (d, 1H), 6.8-7.0 (m, 6H), 7.1-7.4 (m, 6H).

20 **Method 39**

[4-((2*R*,3*R*)-1-(4-Fluorophenyl)-3-{[2-(4-methylphenyl)-2-oxoethyl]thio}-4-oxoazetidin-2-yl)phenoxy]acetic acid

25 *tert*-Butyl {4-[(2*R*,3*R*)-3-([5,5-dimethyl-2-(4-methylphenyl)-1,3-dioxan-2-yl)methyl]thio)-1-(4-fluorophenyl)-4-oxoazetidin-2-yl]phenoxy}acetate (1.04 g, 1.67 mmol) was dissolved in formic acid (20 ml) and stirred for 60 minutes. The mixture was concentrated under reduced pressure (temperature < 30°C) and the crude oil was purified by flash-chromatography (hexane:acetone:formic acid 60:40:0.1) to afford 0.72 g (90 %) of the title compound as a pale yellow solid. ¹H-NMR (CDCl₃, 200 MHz): δ 2.4 (s, 3H), 4.1 (d, 1H), 4.2 (s, 2H), 4.7 (s, 2H), 4.9 (d, 1H), 6.9 (m, 6H), 7.2-7.4 (m, 4H), 7.8 (d, 2H). MS (CI) M/z: 478.1 (M⁺ - 1).

Method 40***tert*-Butyl (4-*{(E)-[(4-chlorophenyl)imino]methyl}*phenoxy)acetate**

- 5 A suspension of NaH (60 % in mineral oil, 3.69 g, 92.2 mmol) in dry DMF (70 ml) was cooled to 0°C. A solution of 4-hydroxybenzaldehyde (10.0 g, 82.0 mmol) in dry DMF (35 ml) was added dropwise. The mixture was stirred at 0°C for 40 minutes. *tert*-Butyl bromoacetate (12.1 ml, 82.5 mmol) was added and the mixture was stirred at room temperature for 17 h. The mixture was concentrated under reduced pressure. Diethyl ether was added and the
- 10 mixture was washed with 10% NH₄Cl, water and brine. The organic phase was dried (MgSO₄), concentrated under reduced pressure and purified by flash-chromatography (10% - 20% EtOAc in hexane). This gave *tert*-butyl (4-formylphenoxy)acetate (17.4 g, 73.4 mmol, 90 % yield) as an colourless oil. This intermediate was dissolved in dry toluene (120 ml) and 4-chloroaniline (9.37 g, 73.4 mmol) was added. The mixture was refluxed in a Dean-Stark
- 15 apparatus for 20 h, cooled and concentrated under reduced pressure. Hexane was added and the formed precipitate was filtered, washed twice with cold hexane and dried. This afforded 20.0 g (79%) of the title compound as a yellow solid. ¹H-NMR (CDCl₃, 200 MHz): δ 1.5 (s, 9H), 4.6 (s, 2H), 7.0 (d, 2H), 7.2 (d, 2H), 7.4 (d, 2H), 7.8 (d, 2H), 8.4 (s, 1H). MS (CI) M/z: 368.0 (M⁺+Na, 100), 369.0 (20), 370.0 (30), 371.0 (10).

20

Method 41**25 Ethyl ([2-(4-chlorophenyl)-5,5-dimethyl-1,3-dioxan-2-yl]methyl)thio)acetate**

- Ethyl {[2-(4-chlorophenyl)-2-oxoethyl]thio}acetate (8.15 g, 29.9 mmol) was dissolved in toluene (165 ml). 2,2-Dimethyl-1,3-propanediol (24.8 g, 238 mmol) and p-toluene sulfonic acid (300 mg) were added. The mixture was stirred at reflux in a Dean-Stark apparatus for 2.5
- 30 h and concentrated under reduced pressure. The crude product was dissolved in CH₂Cl₂. The mixture was washed with H₂O (3x), brine, dried (Na₂SO₄) and concentrated under reduced pressure. The residue was purified by flash-chromatography (Hexane:EtOAc 9:1) to give 3.36

g (31 %) of the title compound as an yellow oil. MS (CI) M/z: 381.0 ($M^+ + Na$, 100), 382.0 (15), 383.0 (30), 384 (5)

5 Method 42

(([2-(4-Chlorophenyl)-5,5-dimethyl-1,3-dioxan-2-yl]methyl}thio)acetic acid

Ethyl ([2-(4-chlorophenyl)-5,5-dimethyl-1,3-dioxan-2-yl]methyl}thio)acetate (3.36 g, 9.36 mmol) was dissolved in THF (45 ml) and cooled to 0°C. LiOH (0.79 g, 18.8 mmol) in water (12 ml) was added and the mixture was stirred for 18 h at room temperature. The solvents were evaporated. The crude product was extracted between water and diethyl ether. The aqueous layer was acidified using 2M HCl to pH 6 and extracted twice with CH₂Cl₂. The combined CH₂Cl₂ layers were dried (Na₂SO₄) and concentrated under reduced pressure to afford 2.98 g (96 %) of the title compound as an yellow oil. ¹H-NMR (CDCl₃, 300 MHz): δ 0.62 (s, 3H), 1.34 (s, 3H), 2.95 (s, 2H), 3.34 (s, 2H), 3.45 (s, 4H), 7.4 (m, 4H)

Method 43

20

(4S)-3-[(2-(4-Chlorophenyl)-5,5-dimethyl-1,3-dioxan-2-yl]methyl}thio)acetyl]-4-phenyl-1,3-oxazolidin-2-one

(([2-(4-Chlorophenyl)-5,5-dimethyl-1,3-dioxan-2-yl]methyl}thio)acetic acid (2.00 g, 6.05 mmol) was dissolved in dry CH₂Cl₂ (45 ml) and cooled to 0°C. N,N'-Dicyclohexylcarbodiimide (DCC, 1.43 g, 6.93 mmol) and 4-(dimethylamino)pyridine (DMAP, 1.70 g, 10.4 mmol) were added and the mixture was stirred at 0°C for 20 minutes. (S)-(+)-4-Phenyl-2-oxazolidinone (1.40 g, 11.5 mmol) was added and the mixture was stirred at room temperature for 70 h. The mixture was filtered, concentrated under reduced pressure and purified by flash-chromatography (20% - 30% EtOAc in hexane). This afforded 1.27 g (44 %) of the title compound as a white solid. ¹H-NMR (CDCl₃, 300 MHz): δ 0.62 (s, 3H), 1.34 (s, 3H), 2.78 (s, 2H), 3.42 (s, 4H), 3.85 (s, 2H), 4.27-4.33 (dd, 1H), 4.69-4.78 (t, 1H), 5.34-5.42 (dd, 1H), 7.29-7.38 (m, 9H).

Method 44

5 *tert*-Butyl (4-((1*S*,2*R*)-1-[(4-chlorophenyl)amino]-2-([2-(4-chlorophenyl)-5,5-dimethyl-1,3-dioxan-2-yl]methyl)thio)-3-oxo-3-[(4*S*)-2-oxo-4-phenyl-1,3-oxazolidin-3-yl]propyl)phenoxy)acetate

Tetraisopropyl orthotitanate (0.23 ml, 0.77 mmol) was added to a solution of TiCl₄ (1M in
10 CH₂Cl₂, 2.25 ml, 2.25 mmol) in CH₂Cl₂ (22 ml) at 0°C under inert atmosphere. The mixture was stirred for ten minutes. (4*S*)-3-([2-(4-Chlorophenyl)-5,5-dimethyl-1,3-dioxan-2-yl]methyl)thio)acetyl]-4-phenyl-1,3-oxazolidin-2-one (1.44 g, 3.03 mmol) in dry CH₂Cl₂ (25 ml) was added dropwise over 45 minutes and the mixture was stirred for ten minutes. *tert*-Butyl (4-((*E*)-[(4-chlorophenyl)imino]methyl)phenoxy)acetate (2.09 g, 6.04 mmol) in dry
15 CH₂Cl₂ (25 ml) was added dropwise over 80 minutes. The mixture was cooled to -40°C and stirred for 20 minutes. Ethyl diisopropyl amine (1.03 ml, 6.02 mmol) was added dropwise over 40 minutes and the mixture was stirred at -40°C for ten minutes. The mixture was cooled to -78°C and isopropanol (80 ml) was added. The temperature was allowed to reach room temperature over three hours. NH₄Cl (10%, 80 ml) was added and the mixture was stirred for
20 35 minutes. Brine (200 ml) was added and the mixture was extracted twice with 400 ml diethyl ether. The combined organic layers were dried (MgSO₄) and concentrated under reduced pressure. Purification by flash-chromatography (10% - 20% EtOAc in hexane) afforded 1.69 g (65 %) of the title compound as a white solid. ¹H-NMR (CDCl₃, 200 MHz): δ 0.65 (s, 3H), 1.3 (s, 3H), 1.5 (s, 9H), 2.6-2.9 (m, 2H), 3.4 (m, 4H), 4.2 (m, 1H), 4.5 (s, 2H),
25 4.6-4.8 (m, 2H), 5.3 (m, 1H), 5.7 (d, 1H), 6.4 (m, 2H), 6.7-7.4 (m, 15H).

Method 45

30 *tert*-Butyl {4-[(2*R*,3*R*)-1-(4-chlorophenyl)-3-([2-(4-chlorophenyl)-5,5-dimethyl-1,3-dioxan-2-yl]methyl)thio)-4-oxoazetidin-2-yl]phenoxy}acetate

tert-Butyl (4-((1*S*,2*R*)-1-[(4-chlorophenyl)amino]-2-([2-(4-chlorophenyl)-5,5-dimethyl-1,3-dioxan-2-yl]methyl)thio)-3-oxo-3-[(4*S*)-2-oxo-4-phenyl-1,3-oxazolidin-3-yl]propyl)phenoxy)acetate (1.69 g, 2.06 mmol) was dissolved in dry toluene (140 ml) and heated to 90°C under inert atmosphere. N,O-Bis(trimethylsilyl)acetamide (BSA, 1.48 ml, 6.05 mmol) was added and the mixture was stirred at 90°C for one hour. The mixture was cooled to 45°C and tetrabutylammonium fluoride (TBAF, 0.1 g) was added and the mixture was stirred at 45°C for one hour and at room temperature overnight. The mixture was concentrated under reduced pressure and purified by flash-chromatography (10% - 20% EtOAc in hexane). This afforded 0.84 g (61 %) of the title compound as a white solid. ¹H-NMR (CDCl₃, 200 MHz): δ 0.6 (s, 3H), 1.2 (s, 3H), 1.5 (s, 9H), 2.9-3.1 (t, broad, 2H), 3.4 (s, 4H), 4.0 (s, 1H), 4.5 (s, 2H), 4.8 (s, 1H), 6.9 (d, 2H), 7.2-7.4 (m, 10H).

15 Method 46

[4-((2*R*,3*R*)-1-(4-Fluorophenyl)-4-oxo-3-([2-oxo-2-(4-pentylphenyl)ethyl]thio)azetidin-2-yl)phenoxy]acetic acid

20

tert-Butyl (4-((2*R*,3*R*)-1-(4-fluorophenyl)-3-[(3-nitropyridin-2-yl)dithio]-4-oxoazetidin-2-yl)phenoxy)acetate (0.20 g, 0.36 mmol) was dissolved in acetone (10 ml) at room temperature. Water (2.5 ml) and triphenyl phosphine (0.094 g, 0.36 mmol) were added. The mixture was stirred at room temperature for 30 minutes and then concentrated under reduced pressure to afford the crude thiol as a brown oil. This crude thiol was immediately dissolved in CH₂Cl₂ (10 ml) and 2-bromo-1-(4-pentylphenyl)ethan-1-one (0.19 g, 0.72 mmol) was added, followed by Et₃N (0.10 ml, 0.72 mmol). The mixture was stirred at room temperature for 20 hours, concentrated under reduced pressure and purified by flash-chromatography (Hex : EtOAc 4:1). This afforded 0.21 g of a mixture of *tert*-butyl [4-((2*R*,3*R*)-1-(4-fluorophenyl)-4-oxo-3-([2-oxo-2-(4-pentylphenyl)ethyl]thio)azetidin-2-yl)phenoxy]acetate and 2-[(3-nitropyridin-2-yl)thio]-1-(4-pentylphenyl)ethanone. This mixture was dissolved in HCOOH (10 ml) and stirred at room temperature for 18 hours. Concentration under reduced pressure

and purification by flash-chromatography (hex : acetone : HCOOH 60 : 40 : 0.1) afforded 0.11 g (61 %) of the desired compound as a pale yellow solid.

¹H-NMR (CD₃Cl, 300 MHz): δ 0.8-1.0 (m, 3H), 1.2-1.5 (m, 4H), 1.6-1.8 (m, 2H), 2.7 (t, 2H),
5 4.1 (d, 1H), 4.2 (s, 2H), 4.7 (s, 2H), 4.9 (d, 1H) 6.9-7.1 (m, 4H), 7.2-7.4 (m, 6H), 7.9 (d, 2H).

Method 47

10

Sodium (2*R*)-2-amino-4-cyclohexylbutanoate

Ethyl (2*R*)-2-amino-4-cyclohexylbutanoate hydrochloride (4.00 g, 18.75 mmol) was dissolved in MeOH/Water (10/5 ml). Sodium hydroxide (1.50 g, 37.50 mmol) was added. The reaction
15 mixture was stirred for 1 h and concentrated to give the title compound as a colourless solid (containing 100 mol% of sodium chloride). ¹H NMR [(CD₃)₂SO], 400 MHz] δ 0.83-0.97 (m, 2H), 1.10-1.33 (m, 6H), 1.48-1.78 (m, 7H), 3.15 (dd, 1H).

20 Method 48

***N*-{[4-((2*R*,3*R*)-1-(4-chlorophenyl)-3-{[2-(4-chlorophenyl)-2-oxoethyl]thio}-4-oxoazetidin-2-yl)phenoxy]acetyl}glycine**

25 [4-((2*R*,3*R*)-1-(4-Chlorophenyl)-3-{[2-(4-chlorophenyl)-2-oxoethyl]thio}-4-oxoazetidin-2-yl)phenoxy]acetic acid, 302.1 mg, 0.585 mmol) was dissolved in DCM (6 ml). *N*-Methylmorpholine (190 μl, 1.728 mmol) and *tert*-butyl glycinate hydrochloride (133.4 mg, 0.80 mmol) were added. After 10 minutes, TBTU (224.3 mg, 0.67 mmol) was added and the reaction mixture was stirred for 60 h. The intermediate *tert*-butylester of the title compound
30 was confirmed. M/z: 626.88 (M-H). DCM (10 ml) and water (15 ml) were added and the mixture was acidified to pH of 3 using KHSO₄ (2M). The organic phase was washed with water (2x15 ml). The combined aqueous phases were extracted with DCM (10 ml), dried over Na₂SO₄, filtered and concentrated. A solution of the residue (500 mg) in DCM (10 ml) and

TFA (4 ml) was stirred overnight. The solvent was removed under reduced pressure. Toluene was added and evaporated to assist the removal of TFA. The residue was purified with preparative HPLC on a C8 column. A gradient from 20 to 50 % MeCN in 0.1M ammonium acetate buffer was used as eluent. After lyophilisation, the title compound was obtained as a white solid (166.9 mg, 50 %). H-NMR (400 MHz, DMS- d_6): 3.51 (d, 2H), 4.33 (d, 1H), 4.34 (s, 1H), 4.36 (s, 1H), 4.47 (s, 2H), 5.17 (d, 1H), 6.96 (d, 2H), 7.16-7.21 (m, 2H), 7.35 (d, 4H), 7.54-7.59 (m, 2H), 7.83-7.90 (brs, 1H), 7.91-7.95 (m, 2H). M/z: 571.04 (M-H) and 572.88 (M+H).

10 Method 49

(2R)-cyclohexyl[(N-[[4-((2R,3R)-1-(4-fluorophenyl)-3-[[2-(4-fluorophenyl)-2-oxoethyl]thio]-4-oxoazetidin-2-yl)phenoxy]acetyl]glycyl)amino]acetic acid

15 TBTU (0.0092 g, 0.029 mmol) was added to a mixture of 3-(R)-4-(R)-1-(4-Fluorophenyl)-3-[[4-fluorobenzoyl)methylthio]-4-{4-[N-(carboxymethyl) carbamoylmethoxy]phenyl}azetidin-2-one (0.016g, 0.030 mmol) and N-methylmorpholin (0.101 ml, 0.98 mmol) in DMF (2ml). The mixture was stirred overnight under N₂-atmosphere. Additional TBTU (0.0092 g, 0.029 mmol) was added and the mixture was stirred at 35°C for 2 h. (2R)-amino(cyclohexyl)acetic acid hydrochloride (0.0068 g, 0.035 mmol) was added. The mixture was stirred at 35°C for 2 h and at room temperature overnight. The solvent was removed under reduced pressure and the residue was purified by preparative HPLC on a Kromasil C8- column using a gradient of 5-100% MeCN in 0.15% trifluoroacetic acid buffer as eluent. The solvent was removed under reduced pressure and 0.009 g (47 %) of the title product was obtained.

25 M/z 680.01

Method 50

30 *tert*-butyl N²-[(benzyloxy)carbonyl]-N⁵-(*tert*-butoxycarbonyl)-D-ornithinate

N^2 -[(benzyloxy)carbonyl]- N^5 -(*tert*-butoxycarbonyl)-D-ornithine (1g, 2.73 mmole) was dissolved in toluene (5mL) and kept at 100°C. N,N-dimethylformamide di-*tert*-butyl acetal (1.5 mL, 6.25 mmole) was added drop wise. After 40 minutes the mixture was allowed to cool down to room temperature and kept there for three days. The organic layer was washed with 5 NaHCO₃-solution and brine, dried (Na₂SO₄), filtered and the solvent was removed under reduced pressure. 0.67 g (58 %) of the desired product was obtained.

NMR (500 MHz, CD₃COOD) 1.35-1.71 (m, 21H), 1.72-1.85 (m, 1H), 3.06 (t, 2H), 4.05 (dd, 1H), 5.11 (ABq, 2H), 7.29-7.40 (m, 5H)

10

Method 51

tert-butyl N^5 -(*tert*-butoxycarbonyl)-D-ornithinate

15 *tert*-butyl N^2 -[(benzyloxy)carbonyl]- N^5 -(*tert*-butoxycarbonyl)-D-ornithinate (0.67g, 1.83 mmole) and Pd on charcoal (95%, 0.115g) were mixed in EtOH (95%, 20 mL) and stirred under H₂-atmosphere for 5 hours and 15 minutes. The mixture was filtered through Celite 521 and the solvent was evaporated under reduced pressure to give 0.45g (85%) of the desired product.

20

NMR (500 MHz, CD₃COOD) 1.41-1.76 (m22H), 3.07 (t, 2H), 3.32-3.36 (m 1H)

Method 52

25

Glycyl-3-cyclohexyl-D-alanine

N-(*tert*-butoxycarbonyl)glycine (2.0 g, 11.4 mmol) and DIPEA (4.0 g, 31 mmol) were 30 dissolved in methylene chloride (25 ml). TBTU (4.1 g, 12.8 mmol) was added and the mixture was stirred for 15 min at room temperature. 3-cyclohexyl-D-alanine (2.1 g, 12.2 mmol) was added and the reaction mixture was stirred over night at room temperature. The reaction mixture was transferred to a separation funnel and was then extracted with a

water/acetic acid solution (100ml 5% acetic acid). The organic layer was separated and evaporated under reduced pressure. The residue was dissolved in formic acid (20 ml) and the mixture was stirred over night at 40 °C. The formic acid was removed under reduced pressure. The residue was washed with water (50 ml) and then stirred in acetone (25 ml) for 1 h at room temperature. The solid material was filtered off and washed with acetone (20 ml). 530 mg (20%) of the title compound was obtained.

¹H-NMR, 300 MHz, CD₃COOD): 0.8-1.9 (m, 13H), 3.9-4.1 (m, 2H), 4.55-4.65 (m, 1H).

10 Method 53

β, β -dimethyl-D-phenylalanine trifluoroacetate

15 *N*-(*tert*-butoxycarbonyl)-β,β-dimethyl-D-phenylalanine *tert*-butyl ammonium salt (51.2 mg, 0.14 mmol) was dissolved in DCM (15 ml). Water (10 ml) was added and the mixture was acidified to pH 1 with HCl (1M). The organic phase was washed with water (3x10 ml) and the water phase extracted with DCM (3x10 ml). The solvent was removed under reduced pressure. The residue was dissolved in DCM (4 ml) and TFA (2.5 ml) was added and the mixture was stirred for 2 hours. The solvent was removed under reduced pressure and the residue was dried under vacuum overnight. The title compound was obtained as a white solid (36.1 mg, 85 %). M/z: 194.18 (M+1).

25 Method 54

Glycyl-3-methyl-D-valine trifluoroacetate

To a 30 °C solution of *N*-(*tert*-butoxycarbonyl)glycine (0.450 g, 2.569 mmol) and *N*-methylmorpholine (1.30 g, 12.84 mmol) in CH₂Cl₂ (50 ml) was added TBTU (0.99 g, 3.08 mmol). After 1.5 h, D-*tert*-leucine (0.303 g, 2.31 mmol) was added. After 30 minutes, the reaction was quenched by the addition of water (1 ml). The mixture was concentrated and the residue was purified through preparative HPLC using an eluent of 0-40% CH₃CN in 0.1M

NH₄OAc buffer. Pure fractions were collected and concentrated. To the residue were added CH₂Cl₂ (10 ml) and TFA (3 ml). Full conversion to the corresponding aminoacid was obtained after 30 minutes. The reaction mixture was concentrated to give the desired compound (0.359 g, 46%) as a colourless solid. ¹H NMR [(CD₃)₂SO], 400 MHz] δ 0.94 (s, 9H), 3.60-3.67 (m, 2H), 4.16 (d, 1H), 7.90-8.00 (m, 3H), 8.47 (d, 1H).

Method 55

10 {4-[(2*R*,3*R*)-3-{[2-(4-*tert*-Butylphenyl)-2-oxoethyl]thio}-1-(4-fluorophenyl)-4-oxoazetidin-2-yl]phenoxy}acetic acid

tert-Butyl 4-{(2*R*,3*R*)-1-(4-fluorophenyl)-3-[(3-nitropyridin-2-yl)dithio]-4-oxoazetidin-2-yl}phenoxy)acetate (0.20 g, 0.36 mmol) was dissolved in acetone (10 ml) at room temperature, then water (2.5 ml) and triphenyl phosphine (0.094 g, 0.36 mmol) was added. The mixture was stirred at room temperature for 15 minutes and then concentrated under reduced pressure to afford the crude thiol as a brown oil. This crude thiol was immediately dissolved in CH₂Cl₂ (8 ml) and 2-bromo-1-(4'-*tert*-butyl-phenyl)-ethan-1-one (0.15 g, 0.72 mmol) was added, followed by Et₃N (0.10 ml, 0.72 mmol). The mixture was stirred at room temperature for 1.5 hours, concentrated under reduced pressure and purified by flash-chromatography (Hex : EtOAc 4.1). This afforded 0.26 g of a mixture of *tert*-butyl 4-{[(2*R*,3*R*)-3-{[2-(4-*tert*-butylphenyl)-2-oxoethyl]thio}-1-(4-fluorophenyl)-4-oxoazetidin-2-yl]phenoxy}acetate and 1-(4-*tert*-butylphenyl)-2-[(3-nitropyridin-2-yl)thio]ethanone. This mixture was dissolved in formic acid (10 ml) and stirred at room temperature for 17 hours. Concentration under reduced pressure and purification by flash-chromatography (hex : acetone : formic acid 70 : 30 : 0.1) afforded 0.08 g (43 %) of the desired product as a white solid.

¹H-NMR (CD₃Cl, 200 MHz): δ 1.30 (s, 9H), 4.10 (s, 1H), 4.15 (s, 2H), 4.60 (s, 2H), 4.85 (s, 1H), 6.80-7.00 (m, 4H), 7.15-7.30 (m, 4H), 7.60-7.70 (m, 2H), 7.80-7.90 (m, 2H).

Method 56

***N*-({4-[(2*R*,3*R*)-3-{[2-(4-*tert*-Butylphenyl)-2-hydroxyethyl]thio}-1-(4-fluorophenyl)-4-oxoazetidin-2-yl]phenoxy}acetyl)glycyl-3-cyclohexyl-D-alanine**

5

To a solution of {4-[(2*R*,3*R*)-3-{[2-(4-*tert*-butylphenyl)-2-oxoethyl]thio}-1-(4-fluorophenyl)-4-oxoazetidin-2-yl]phenoxy}acetic acid (0.020 g, 0.038 mmol) and NMM (0.013 ml, 0.118 mmol) in DMF (3 ml) at RT was added TBTU (0.019 g, 0.059 mmol). After 90 min glycyl-3-cyclohexyl-D-alanine (0.009 g, 0.039 mmol) was added and the mixture was stirred for 18 h before the reaction was quenched by the addition of water (1 ml). The mixture was diluted with MeOH (1 ml) and NaBH₄ (0.025 g, 0.661 mmol) was added. After 10 min the reaction was quenched by the addition of a 0.1M ammonium acetate buffer (2 ml) and most of the methanol was removed under reduced pressure. The remaining solution was purified by preparative HPLC using a gradient of 20-60% MeCN in a 0.1M ammonium acetate buffer as
10 eluent. Freeze-drying of the pure fractions gave the desired product as a white solid (0.010 g, 36 % yield).

ES- *m/z*: 733.2 (M-1)⁺. ¹H NMR (DMSO, 500 MHz) δ : 0.70-0.93 (m, 2H), 1.00-1.35 (m, 13H), 1.35-1.71 (m, 7H), 2.84-2.96 (m, 2H), 3.72-3.80 (m, 2H), 4.12-4.22 (m, 1H), 4.22-4.28
20 (m, 1H), 4.50 (s, 2H), 4.60-4.72 (m, 1H), 4.98-5.03 (m, 1H), 6.94-7.01 (m, 2H), 7.09-7.39 (m, 10H), 7.94-8.03 (m, 1H), 8.19-8.27 (m, 1H).

Method 57

25

***N*-({4-[(2*R*,3*R*)-3-{[2-(4-Ethoxyphenyl)-2-oxoethyl]thio}-1-(4-fluorophenyl)-4-oxoazetidin-2-yl]phenoxy}acetic acid**

tert-Butyl (4-{(2*R*,3*R*)-1-(4-fluorophenyl)-3-[(3-nitropyridin-2-yl)dithio]-4-oxoazetidin-2-yl}phenoxy)acetate (0.25 g, 0.45 mmol) was dissolved in acetone (10 ml) at room
30 temperature. Water (2.5 ml) and triphenyl phosphine (0.12 g, 0.45 mmol) were added. The mixture was stirred at room temperature for 15 minutes and then concentrated under reduced pressure to afford the crude thiol as a brown oil. This crude thiol was immediately dissolved

in CH₂Cl₂ (10 ml) and (2-bromo-3'-ethoxy acetophenone (0.22 g, 0.90 mmol) was added, followed by Et₃N (0.13 ml, 0.90 mmol). The mixture was stirred at room temperature for 19 hours, concentrated under reduced pressure and purified by flash-chromatography (Hex : EtOAc 3:1). This afforded a colourless oil that was dissolved in formic acid (10 ml) and stirred at ambient temperature for 18 hours. Concentration under reduced pressure and purification by flash-chromatography (hex : acetone : formic acid 60 : 40 : 0.1) afforded 0.13 g (57 %) of the desired product as a pale yellow solid.

¹H-NMR (CD₃Cl, 200 MHz): δ 1.4 (t, 3H), 4.0-4.1 (m, 5H), 4.5 (s, 2H), 4.8 (d, 2H), 6.8-7.0 (m, 6H), 7.1-7.3 (m, 4H), 7.9 (d, 2H).

Method 58

15 *tert*-Butyl (4-[[[(4-fluorophenyl)imino]methyl]phenoxy)acetate

tert-Butyl (4-formylphenoxy)acetate (21.6 g, 0.09 mol) was dissolved in dry toluene (150 ml) and 4-fluoroaniline (8.8 ml, 0.091 mol) was added. The mixture was refluxed in a Dean-Stark apparatus for 23 hours, cooled and concentrated under reduced pressure. Addition of hexane and concentration under reduced pressure afforded 30.0 g (quant. yield) of the title compound as an off-white solid. NMR (200 MHz): 1.5 (s, 9H), 4.6 (s, 2H), 7.0-7.2 (m, 6H), 7.8 (d, 2H), 8.4 (s, 1H).

Method 59

25

(4S)-3-[[[(4-Methoxybenzyl)thio]acetyl]-4-phenyl-1,3-oxazolidin-2-one

(4-Methoxy-benzylsulfanyl)-acetic acid (1.3 g, 6.1 mmol) was dissolved in dry DCM (40 ml) and cooled to 0°C. N,N'-dicyclohexylcarbodiimide (6.1 g, 6.1 mmol) and DMAP (1.6 g, 12.9 mmol) were added and the mixture was stirred for 30 minutes. (S)-(+)-4-Phenyl-2-oxazolidinone (1.0 g, 6.1 mol) was added and the mixture was stirred at room temperature for 24 hours. The mixture was filtrated, concentrated under reduced pressure and purified by flash-chromatography (Hex : EtOAc 8:2 then 1:1). This afforded 1.7 g (77 %) of the title

compound as a white solid. NMR (200 MHz): 3.46-3.59 (m, 3H), 3.74-3.76 (m, 4H), 4.23-4.28 (m, 1H), 4.68 (t, 1H), 5.38-5.42 (m, 1H), 6.78 (d, 2H), 7.14 (d, 2H), 7.32-7.40 (m, 5H).

Method 60

5

***tert*-Butyl (4-((1*R*)-1-(4-fluoroanilino)-2-[(4-methoxybenzyl)thio]-3-oxo-3-[(4*S*)-2-oxo-4-phenyl-1,3-oxazolidin-3-yl]propyl}phenoxy)acetate**

TiCl₄ (1M in DCM, 7.2 ml, 7.2 mmol) was added to a solution of tetraisopropyl
10 orthotitanate (0.71 ml 2.4 mmol) in DCM (40 ml) held at 0°C under inert atmosphere. The mixture was stirred for 15 minutes, then (4*S*)-3-[(4-methoxybenzyl)thio]acetyl-4-phenyl-1,3-oxazolidin-2-one (3.4 g, 9.6 mmol) in dry DCM (20 ml) was added and the mixture was stirred for five minutes. Then *tert*-butyl (4-[(4-fluorophenyl)imino]methyl} phenoxy)acetate (6.3 g, 19.0 mmol) in dry DCM (30 ml) was added and the mixture was given -40°C and
15 stirred for 20 minutes. Ethyl diisopropyl amine (3.3 ml, 19.0 mmol) was added and the mixture was stirred at -40°C for 19 hours. The mixture was then given -78°C, added isopropanol (50 ml) and slowly given room temperature over night. Water (100 ml) was added and the mixture was stirred for 35 minutes at room temperature and then extracted twice with diethyl ether. The combined organic layer was washed with water, dried (MgSO₄)
20 and concentrated under reduced pressure. The crude product was dissolved in methanol and an off-white precipitate formed. Filtration and drying afforded 1.7 g (26 %) of the title compound as an off-white solid. NMR (200 MHz): 1.5 (s, 9H), 3.65 (s, 1H), 3.8 (s, 3H), 4.1 (m, 1H), 4.4-4.6 (m, 4H), 5.0-5.2 (m, 2H), 5.4 (m, 1H), 6.4-6.6 (m, 2H), 6.7-7.4 (m, 15H).

25 Method 61

3-(*R*)-4-(*R*)-1-(4-Fluorophenyl)-3-(4-methoxybenzylsulphanyl)-4-[4-(*t*-butoxycarbonyl methoxy)phenyl]azetidin-2-one

tert-Butyl (4-((1*R*)-1-(4-fluoroanilino)-2-[(4-methoxybenzyl)thio]-3-oxo-3-[(4*S*)-2-oxo-4-phenyl-1,3-oxazolidin-3-yl]propyl}phenoxy)acetate (1.3 g, 1.9 mmol) was dissolved in dry
30 toluene (140 ml) and heated to 90°C under inert atmosphere. BSA (1.4 ml, 5.7 mmol) was added and the mixture was stirred at 90°C for one hour. The mixture was then cooled to 45°C and TBAF (dried, 0.1 g) was added. After 18 hours, additional BSA was added (0.5 ml, 2.0

mmol) and the temperature was kept at 45°C for another six hours. After cooling, the mixture was concentrated under reduced pressure and purified by flash-chromatography (Hex : EtOAc 5:1). This afforded 0.55 g (55 %) of the title compound as a white solid. MR (200 MHz): 1.5 (s, 9H), 3.7 (s, 3H), 3.9 (m, 3H), 4.5 (m, 3H), 6.7 (d, 2H), 6.8-7.0 (m, 4H), 7.0-7.2 (m, 6H).

5

Method 62

3-(R)-4-(R)-1-(4-Fluorophenyl)-3-[(3-nitropyridin-2-yl)dithio]-4-[4-(*t*-butoxycarbonyl methoxy)phenyl]azetidin-2-one

10

3-(R)-4-(R)-1-(4-Fluorophenyl)-3-(4-methoxybenzylsulphanyl)-4-[4-(*t*-butoxycarbonyl methoxy)phenyl]azetidin-2-one (0.65 g, 1.24 mmol) was dissolved in DCM (50 ml) and given 0°C under inert atmosphere. 3-Nitro-2-pyridinesulfenyl chloride (0.28 g, 1.49 mmol) was added and the mixture was stirred for 75 minutes at 0°C. Then additional 3-nitro-2-pyridinesulfenyl chloride (0.05 g, 0.27 mmol) was added and the mixture was stirred for an additional 45 minutes at 0°C. Concentration under reduced pressure and purification by flash-chromatography (Hex : EtOAc 4:1 then 2:1) afforded 0.67 g (97 %) of the desired product as a yellow oil. NMR (200 MHz): 1.6 (s, 9H), 4.3 (d, 1H), 4.5 (s, 2H), 5.2 (d, 1H), 6.8-7.0 (m, 4H), 7.1-7.3 (m, 4H), 7.4 (m, 1H) 8.5 (d, 1H), 8.9 (d, 1H).

15
20

Method 63

3-(R)-4-(R)-1-(4-Fluorophenyl)-3-[(4-fluorobenzoyl)methylthio]-4-[4-(*t*-butoxycarbonyl methoxy)phenyl]azetidin-2-one

25

3-(R)-4-(R)-1-(4-Fluorophenyl)-3-[(3-nitropyridin-2-yl)dithio]-4-[4-(*t*-butoxycarbonyl methoxy)phenyl]azetidin-2-one (0.67 g, 1.2 mmol) was dissolved in acetone (50 ml) at room temperature, then water (10 ml) and tributyl phosphine (0.30 ml, 1.2 mmol) was added. The mixture was stirred at room temperature for 30 minutes and then concentrated under reduced pressure to afford the crude thiol as a brown oil. This crude thiol was immediately dissolved in DCM (40 ml) and 2-bromo-4'-fluoroacetophenone (0.29 g, 1.3 mmol) was added, followed by Et₃N (0.20 ml, 1.4 mmol). The mixture was stirred at room temperature for 90 minutes, concentrated under reduced pressure and purified by flash-chromatography (Hex : EtOAc

30

4:1). This afforded 0.42 g (65 % total over two steps) of the title compound as a white solid. NMR (200 MHz) 1.44 (s, 9H), 4.06 (d, $J = 2.4$ Hz, 1H), 4.13 (d, $J = 3.8$ Hz, 2H), 4.48 (s, 2H), 4.81 (d, $J = 2.2$ Hz, 1H), 6.83-6.93 (m, 4H), 7.05-7.21 (m, 6H), 7.90-7.97 (m, 2H).

5 Method 64

3-(R)-4-(R)-1-(4-Fluorophenyl)-3-[(4-fluorobenzoyl)methylthio]-4-[4-(carboxymethoxy)phenyl]azetidin-2-one

10 3-(R)-4-(R)-1-(4-fluorophenyl)-3-[(4-fluorobenzoyl)methylthio]-4-[4-(*t*-butoxycarbonylmethoxy)phenyl]azetidin-2-one (0.42 g, 0.78 mmol) was dissolved in DCM (30 ml) at 0°C and TFA (7.5 ml) was added dropwise. The mixture was slowly given room temperature over several hours and then stirred at room temperature over night. Concentration under reduced pressure and purification by flash-chromatography (EtOAc, then 5% MeOH in
15 EtOAc) afforded 0.32 g (85 %) of the title compound as a white solid. NMR (CD₃OD, 300 MHz): 4.1 (d, 1H), 4.2 (s, 2H), 4.5 (s, 2H), 5.0 (d, 1H), 6.9-7.0 (m, 4H), 7.1-7.3 (m, 6H), 8.0 (m, 2H).

Method 65

20

***tert*-Butyl *N*-[(2*R*)-2-amino-2-phenylacetyl]-*O*-(*tert*-butyl)-L-serinate**

tert-Butyl *N*-((2*R*)-2-[[*(benzyloxy)*carbonyl]amino]-2-phenylethanoyl)-*O*-(*tert*-butyl)-L-serinate (Method 15; 3.3 g, 6.8 mmol) was dissolved in EtOH (95%, 30 ml) and a cat
25 amount of Pd/C (5%)(50% in water) was added and hydrogenation was performed at atmospheric pressure for 3 hours. at room temperature. The reaction mixture was filtered through diatomaceous earth and the solvent was evaporated to give the title compound (2.35 g, 98 %). NMR (500 MHz, CD₃OD): 1.1 (s, 9H), 1.45 (s, 9H), 3.45-3.8 (m, 2H), 4.5 (t, 1H), 4.55 (s, 1H), 4.85 (s, 2H), 7.3-7.5 (m, 5H).

30

Method 66

1-(4-Fluorophenyl)-3-(R)-[(4-fluorobenzoyl)methylthio]-4-(R)-{4-[N-(α -(R)-{N-[2-(*t*-butoxy)-1-(S)-(t-butoxycarbonyl)ethyl]carbamoyl}benzyl)carbamoylmethoxy]phenyl}azetidin-2-one

- 5 A solution of 3-(R)-4-(R)-1-(4-fluorophenyl)-3-[(4-fluorobenzoyl)methylthio]-4-[4-(carboxymethoxy) phenyl]azetidin-2-one (0.090 g, 0.186 mmol), *tert*-Butyl *N*-[(2*R*)-2-amino-2-phenylacetyl]-*O*-(*tert*-butyl)-L-serinate (Method 8; 0.098 g, 0.280 mmol) and *N*-methylmorpholine (0.062 ml, 0.563 mmol) in DMF (6 ml) was stirred at room temperature for 10 minutes, after which TBTU (0.096 g, 0.299 mmol) was added. After 22 hours, the reaction mixture was added water (15 ml) and extracted three times with ether (3x10 ml). The combined organic layers were washed with brine (10 ml), dried over MgSO₄ and concentrated. The residue was purified by flash chromatography on silica gel, using Hept:EtOAc (6:4) as eluent. The desired product was obtained in 0.053 g (35 %) as a white solid. NMR (400 MHz): 0.90 (s, 9H), 1.45 (s, 9H), 3.35 (dd, 1H), 3.65 (dd, 1H), 4.10 (d, 1H), 4.15 (ABq, 2H), 4.50 (ABq, 2H), 4.50-4.60 (m, 1H), 4.85 (d, 1H), 5.55 (d, 1H), 6.40 (d, 1H), 6.90-7.00 (m, 4H), 7.10-7.40 (m, 11H), 7.90-8.00 (m, 3H); *m/z*: 816.7.

Method 67

- 20 **1-(4-Fluorophenyl)-3-(R)-[(4-fluorobenzoyl)methylthio]-4-(R)-{4-[N-(α -(R)-{N-[2-(hydroxy)-1-(S)-(carboxy)ethyl]carbamoyl}benzyl)carbamoylmethoxy]phenyl}azetidin-2-one**

and

25

Method 68

- 1-(4-Fluorophenyl)-3-(R)-[(4-fluorobenzoyl)methylthio]-4-(R)-{4-[N-(α -(R)-{N-[2-(*t*-butoxy)-1-(S)-(carboxy)ethyl]carbamoyl}benzyl)carbamoylmethoxy]phenyl}azetidin-2-one**

30

TFA (2 ml) was added to a solution of 1-(4-fluorophenyl)-3-(R)-[(4-fluorobenzoyl)methylthio]-4-(R)-{4-[N-(α -(R)-{N-[2-(*t*-butoxy)-1-(S)-(t-butoxycarbonyl)ethyl]carbamoyl}benzyl)carbamoylmethoxy]phenyl}azetidin-2-one (0.050 g, 0.061 mmol) in DCM (5 ml) at

room temperature. After 2.5 hours the solvent was removed under reduced pressure and the residue was purified by preparative HPLC using a gradient of 20-60% MeCN in 0.1M ammonium acetate buffer as eluent. After freeze-drying, 1-(4-fluorophenyl)-3-(R)-[(4-fluorobenzoyl)methylthio]-4-(R)-{4-[N-(α -(R)-{N-[2-(hydroxy)-1-(S)-(carboxy)ethyl]

5 carbamoyl}benzyl)carbamoylmethoxy]phenyl}azetidin-2-one was obtained in 0.039g (90%).

NMR (DMSO, 400 MHz): 3.35 (dd, 1H), 3.50 (dd, 1H), 3.95-4.05 (m, 1H), 4.30 (d, 1H), 4.35 (ABq, 2H), 4.60 (ABq, 2H), 5.15 (d, 1H), 5.65 (d, 1H), 6.90-7.00 (m, 2H), 7.10-7.40 (m, 13H), 7.95-8.05 (m, 2H), 8.25 (d, 1H), 8.55 (d, 1H); m/z: 704.5. 1-(4-fluorophenyl)-3-(R)-[(4-fluorobenzoyl)methylthio]-4-(R)-{4-[N-(α -(R)-{N-[2-(*t*-butoxy)-1-(S)-

10 (carboxy)ethyl]carbamoyl}benzyl)carbamoylmethoxy]phenyl} azetidin-2-one was obtained in 0.002g (4%). NMR (CD₃COOD, 400 MHz): 1.00 (s, 9H), 3.50 (dd, 1H), 3.80 (dd, 1H), 4.20-4.30 (m, 3H), 4.70 (s, 2H), 4.80-4.85 (m, 1H), 5.00-5.05 (m, 1H), 5.90-6.00 (m, 1H), 6.95-7.05 (m, 4H), 7.15-7.50 (m, 11H), 8.00-8.10 (m, 2H); m/z: 760.5. Both were white solids.

15 Method 69

3-(R)-4-(R)-1-(4-Fluorophenyl)-3-[(4-fluorobenzoyl)methylthio]-4-{4-[N-(carboxymethyl) carbamoylmethoxy]phenyl}azetidin-2-one

A solution of 3-(R)-4-(R)-1-(4-fluorophenyl)-3-[(4-fluorobenzoyl)methylthio]-4-{4-(carboxymethoxy)phenyl}azetidin-2-one (0.200 g, 0.414 mmol), glycine tert-butyl ester hydrochloride (0.113 g, 0.674 mmol) and N-methylmorpholine (0.180 ml, 1.63 mmol) in DCM (5 ml) was stirred at room temperature for 10 minutes, after which TBTU (0.193 g, 0.601 mmol) was added. After 25 hours, the conversion to the ester (m/z: 597.43 (M+1)⁺) was completed and TFA (2 ml) was added to the solution. After 1 hour, the solvent was removed

25 under reduced pressure and the residue was purified by preparative HPLC using a gradient of 20-50% MeCN in 0.1M ammonium acetate buffer as eluent. After freeze-drying, the desired product was obtained in 0.093 g (41 %) as a white solid. NMR (DMSO, 500 MHz): 3.65 (d, 2H), 4.35 (d, 1H), 4.40 (ABq, 2H), 4.50 (s, 2H), 5.20 (d, 1H), 6.95-7.05 (m, 2H), 7.15-7.40 (m, 8H), 8.00-8.15 (m, 3H); m/z: 541.3.

30

Method 70

1-(4-Fluorophenyl)-3-(R)-[(4-fluorobenzoyl)methylthio]-4-(R)-{4-[N-{N-[2-(hydroxy)-1-(R)-(carboxy)ethyl]carbamoylmethyl}carbamoylmethoxy]phenyl}azetidin-2-one

A solution of 3-(R)-4-(R)-1-(4-fluorophenyl)-3-[(4-fluorobenzoyl)methylthio]-4-{4-[N-(carboxymethyl) carbamoylmethoxy]phenyl}azetidin-2-one (0.030 g, 0.056 mmol), D-serine tert-butyl ester hydrochloride (0.017 g, 0.067 mmol) and N-methylmorpholine (0.019 ml, 0.172 mmol) in DCM (4 ml) was stirred at room temperature for 10 minutes, after which TBTU (0.023 g, 0.072 mmol) was added. After 22 hours, the conversion to the ester (m/z : 740.58 ($M+1$)⁺) was complete. TFA (1.5 ml) was added to the solution and after 2 hours, the solvent was removed under reduced pressure and the residue was purified by preparative HPLC using a gradient of 20-50% MeCN in 0.1M ammonium acetate buffer as eluent. After freeze-drying, the desired product was obtained in 0.035 g (~quantitative) as a white solid. NMR (CD_3COOD , 400 MHz): 3.95 (dd, 1H), 4.10 (dd, 1H), 4.20-4.30 (m, 5H), 4.65 (s, 2H), 4.70-4.80 (m, 1H), 5.00 (d, 1H), 6.95-7.10 (m, 4H), 7.15-7.45 (m, 6H), 8.00-8.10 (m, 2H); m/z : 628.4.

Method 71

1-(4-Fluorophenyl)-3-(R)-[(4-fluorobenzoyl)methylthio]-4-(R)-{4-[N-{N-[2-(phenyl)-1-(R)-(carboxy)ethyl]carbamoylmethyl}carbamoylmethoxy]phenyl}azetidin-2-one

3-(R)-4-(R)-1-(4-Fluorophenyl)-3-[(4-fluorobenzoyl)methylthio]-4-{4-[N-(carboxymethyl)carbamoylmethoxy]phenyl}azetidin-2-one (21 mg, 0.039 mmol), *tert*-butyl D-phenylalaninate HCl (12 mg, 0.047 mmol) and 4-methylmorpholine (12 mg, 0.12 mmol) were mixed in DCM (1 ml). TBTU (15 mg, 0.046 mmol) was added after 5 minutes and the mixture was stirred for 20 hours. The solvent was removed under reduced pressure and the residue purified by chromatography on silica with hexane: EtOAc 1:1 as the eluent. The product was dissolved in formic acid and stirred for 20 hours. The formic acid was removed under reduced pressure where after toluene was added and evaporated giving (21 mg 64%). M/z 686.3 ($M-H$)⁻.

Method 72

{4-[(2*R*,3*R*)-1-(4-Fluorophenyl)-3-({2-hydroxy-2-[4-(methylthio)phenyl]ethyl}thio)-4-oxoazetidin-2-yl]phenoxy}acetic acid

- tert*-Butyl (4-{(2*R*,3*R*)-1-(4-fluorophenyl)-3-[(3-nitropyridin-2-yl)dithio]-4-oxoazetidin-2-yl}phenoxy)acetate (0.25 g, 0.45 mmol) was dissolved in acetone (10 ml) at room temperature, then water (2.5 ml) and triphenyl phosphine (0.12 g, 0.45 mmol) was added. The mixture was stirred at room temperature for 15 minutes and then concentrated under reduced pressure to afford the crude thiol as a brown oil. This crude thiol was immediately dissolved in CH₂Cl₂ (10 ml) and (2-bromo-3'-thiomethyl acetophenone (0.22 g, 0.90 mmol) was added, followed by Et₃N (0.13 ml, 0.90 mmol). The mixture was stirred at room temperature for 19 hours, concentrated under reduced pressure and purified by flash-chromatography (Hex : EtOAc 4:1 then 3:1). This afforded 0.4 g of a mixture of *tert*-butyl {4-[(2*R*,3*R*)-1-(4-fluorophenyl)-3-({2-[4-(methylthio)phenyl]-2-oxoethyl}thio)-4-oxoazetidin-2-yl]phenoxy}acetate and 1-[4-(methylthio)phenyl]-2-[(3-nitropyridin-2-yl)thio]ethanone. This mixture was dissolved in HCOOH (15 ml) and stirred at room temperature for 19 hours. Concentration under reduced pressure and purification by flash-chromatography (hex : acetone : HCOOH 60 : 40 : 0.1) afforded 0.16 g (70 %) of the desired compound as a pale yellow solid.
- ¹H-NMR (CD₃Cl, 200 MHz): δ 2.5 (s, 3H), 4.0 (d, 1H), 4.1 (s, 2H), 4.6 (s, 2H), 4.8 (d, 1H), 6.8-7.0 (m, 4H), 7.1-7.3 (m, 6H), 7.8 (d, 2H).

Method 73

***N*-{[4-((2*R*,3*R*)-1-(4-fluorophenyl)-3-[[2-(4-fluorophenyl)-2-oxoethyl]thio]-4-oxoazetidin-2-yl]phenoxy]acetyl}glycyl-D-ornithine**

- A mixture of 3-(*R*)-4-(*R*)-1-(4-Fluorophenyl)-3-[(4-fluorobenzoyl)methylthio]-4-{4-[*N*-(carboxymethyl) carbamoylmethoxy]phenyl}azetidin-2-one (0.020g, 0.037 mmole) *tert*-butyl *N*⁵-(*tert*-butoxycarbonyl)-D-ornithinate (0.012 g, 0.042 mmole), and *N*-methylmorpholine (0.012 mL, 0.111 mmole) in DCM (3mL) was stirred at room temperature. TBTU (0.018 g, 0.056 mmole) was added and the mixture was stirred over night. Trifluoroacetic acid (1.0 mL) was added and after 6 hours the solvent was removed under reduced pressure. The residue

was purified by preparative HPLC on a Kromasil C8- column using a gradient of 5-100% MeCN in 0.1M ammonium acetate -buffer as eluent. After removing the solvent under reduced pressure, 0.021 g (87 %) of the desired product was obtained. M/z 655.21

5 Method 74

***N*-{[4-((2*R*,3*R*)-1-(4-fluorophenyl)-3-{[2-(4-fluorophenyl)-2-oxoethyl]thio}-4-oxoazetidin-2-yl)phenoxy]acetyl}glycyl-*N*⁶,*N*⁶-dimethyl-L-lysine**

- 10 3-(*R*)-4-(*R*)-1-(4-Fluorophenyl)-3-[(4-fluorobenzoyl)methylthio]-4-{4-[*N*-(carboxymethyl) carbamoylmethoxy]phenyl}azetidin-2-one (0.010g, 0.018 mmole) and *N*-methylmorpholin (0.006 mL, 0.055 mmole) were dissolved in DMF (0.5mL). TBTU (0.0099 g, 0.031 mmole) was added. The mixture was stirred at 30-40°C for 30 minutes under N₂-atmosphere. *N*⁶,*N*⁶-dimethyl-L-lysine hydrochloride (0.0045 g, 0.021 mmole) was added and the mixture was
- 15 stirred at 30-40°C for some hours then at room temperature over night. A few drops of water were added and the solvent was removed under reduced pressure. The residue was purified by preparative HPLC on a Kromasil C8- column using a gradient of 5-100% MeCN in 0.1M ammonium acetate buffer as eluent. After removing the solvent under reduced pressure, 0.005 g (39 %) of the desired product was obtained.
- 20 M/z 697.31

Method 75

***N*-{[4-((2*R*,3*R*)-1-(4-Fluorophenyl)-3-{[2-(4-fluorophenyl)-2-oxoethyl]thio}-4-oxoazetidin-2-yl)phenoxy]acetyl}glycine**

25

- A mixture of [4-((2*R*,3*R*)-1-(4-fluorophenyl)-3-{[2-(4-methoxyphenyl)-2-oxoethyl]thio}-4-oxoazetidin-2-yl)phenoxy]acetic acid (0.0153g, 0.031 mmol), *tert*-butyl glycyl-D-valinate hydrochloride (0.0099 g, 0.037 mmol) and *N*-methylmorpholine (0.010 ml, 0.091 mmol) in DCM (2ml) was stirred at room temperature. TBTU (0.016 g, 0.050 mmol) was added and the
- 30 mixture was stirred for 3.5 h. Trifluoroacetic acid (0.5 ml) was added and after 3.5 h the solvent was removed under reduced pressure. The residue was purified by preparative HPLC on a Kromasil C8- column using a gradient of 5-100% MeCN in 0.15% trifluoroacetic acid

buffer as eluent. The solvent was removed under reduced pressure and 0.015 g (74 %) of the title product was obtained. M/z 652.20.

Method 76

5 [4-((2R,3R)-1-(4-Chlorophenyl)-3-[[2-(4-chlorophenyl)-2-oxoethyl]thio]-4-oxoazetidin-2-yl)phenoxy]acetic acid

tert-Butyl {4-[(2R,3R)-1-(4-chlorophenyl)-3-([2-(4-chlorophenyl)-5,5-dimethyl-1,3-dioxan-2-yl]methyl)thio]-4-oxoazetidin-2-yl]phenoxy}acetate (1.69 g, 2.57 mmol) was dissolved in
10 formic acid (25 ml) and stirred for two hours. The mixture was concentrated under reduced pressure (temperature < 30°C) and the crude oil was purified by flash-chromatography (hexane:acetone:formic acid 60:40:0.1) to afford 1.08 g (81 %) of the title compound as a pale yellow solid. ¹H-NMR (CDCl₃, 200 MHz): δ 4.0-4.2 (m, 3H), 4.7 (s, 2H), 4.9 (d, 1H), 6.9 (d, 2H), 7.2-7.4 (m, 6H), 7.5 (d, 2H), 7.9 (d, 2H). MS (CI) M/z: 514.2 (M⁺), 515.2 (30), 516.1
15 (70), 517.2 (20).

Examples of intermediates of formula (VI) and XV

20 Method 77

N-{[4-((2R,3R)-1-(4-fluorophenyl)-3-[[2-(4-fluorophenyl)-2-hydroxyethyl]thio]-4-oxoazetidin-2-yl)phenoxy]acetyl}-D-alanine

25 *N*-{[4-((2R,3R)-1-(4-fluorophenyl)-3-[[2-(4-fluorophenyl)-2-oxoethyl]thio]-4-oxoazetidin-2-yl)phenoxy]acetyl}-D-alanine was dissolved in methanol (1.5 ml). Sodium borohydride was added and the mixture was stirred for 30 minutes. An ammonium acetate/H₂O solution (2 ml) was added and the methanol was evaporated. The product was purified by preparative HPLC (CH₃CN/ 0.1 % ammoniumacetate buffer 20:80-100:0). The fractions containing product
30 were lyophilized and 27 mg (48%) of the title product was obtained. M/z: 555.0 (M-1).

Method 78

***N*-{[4-((2*R*,3*R*)-1-(4-fluorophenyl)-3-{[2-(4-fluorophenyl)-2-hydroxyethyl]thio}-4-oxoazetidin-2-yl)phenoxy]acetyl}-L-tryptophan**

- 5 [4-((2*R*,3*R*)-1-(4-Fluorophenyl)-3-{[2-(4-fluorophenyl)-2-oxoethyl]thio}-4-oxoazetidin-2-yl)phenoxy]acetic acid (0.050 g, 0.103 mmol) was dissolved in CH₂Cl₂ (5 ml). Tryptophane tert-butyl ester hydrochloride (0.037g, 0.12 mmol) and N-methylmorpholine (31 mg, 0.31 mmol) were added. After 10 minutes, TBTU (43 mg, 0.13 mmol) was added and the mixture was stirred for 4 h. The crude ester was purified on silica gel and eluted with EtOAc/CH₂Cl₂,
10 25/75. The fractions containing pure ester were concentrated. CH₂Cl₂ (5 ml) and TFA (1 ml) were added and the reaction was stirred for 4 h. The mixture was concentrated and the remaining trace of TFA was azeotropically removed by co-evaporation with toluene (2 X 5 ml). The residue was dissolved in 5 ml of MeOH and sodium borohydride (0.016 g, 0.414 mmol) was added. The reaction was quenched by the addition of 0.1M NH₄OAc buffer (1 ml)
15 after 5 minutes. The mixture was concentrated and purified by preparative HPLC (gradient 20-50% CH₃CN in 0.1M ammonium acetate buffer). Freeze-drying of the pure fractions gave the title compound as a colourless solid (0.040 g, 58%). M/z: 670.3 (M-1). ¹H NMR [(CD₃)₂SO], 400 MHz] δ 2.85-2.95 (m, 2H), 3.07-3.12 (m, 1H), 3.22-3.27 (m, 1H), 4.24-4.27 (m, 1H), 4.34-4.38 (m, 1H), 4.41 (s, 2H), 4.70-4.76 (m, 1H), 5.01-5.04 (m, 1H), 6.80-7.35 (m,
20 16H), 7.50-7.53 (m, 1H), 7.85-7.92 (m, 1H), 10.76 (s, 1H).

Method 79

- 25 ***N*²-{[4-((2*R*,3*R*)-1-(4-fluorophenyl)-3-{[2-(4-fluorophenyl)-2-hydroxyethyl]thio}-4-oxoazetidin-2-yl)phenoxy]acetyl}-L-glutamine**

- [4-((2*R*,3*R*)-1-(4-fluorophenyl)-3-{[2-(4-fluorophenyl)-2-oxoethyl]thio}-4-oxoazetidin-2-yl)phenoxy]acetic acid (50 mg, 0.103 mmol), tert-butyl L-glutamate hydrochloride (30 mg,
30 0.124 mmol) and N-methylmorpholine (40 mg, 0.396 mmol) were dissolved in methylene chloride (1 ml). TBTU (40 mg, 0.125 mmol) was added and the mixture was stirred for 90 min. The solvent was evaporated and the residue was dissolved in formic acid (1 ml). The mixture was heated to 45-50 °C for 4 h. The reaction mixture was evaporated under reduced

pressure. Toluene (5 ml) was added and evaporated. The residue was dissolved in methanol (1 ml). NaBH₄ (30 mg, 0.793 mmol) was added and the mixture was stirred for 15 min. Acetic acid (50 mg, 0.83 mmol) was added and the reaction mixture was evaporated under reduced pressure. The residue was purified by preparative HPLC using acetonitrile/ammonium acetate buffer (35:65) as eluent. After freeze-drying 47 mg (74%) of the title compound was obtained. ¹H-NMR, 300 MHz, DMSO): 1.72-2.16 (m, 4H), 2.81-2.95 (m, 2H), 4.08-4.20 (m, 1H), 4.26-4.31 (m, 1H), 4.50 (s, 2H), 4.65-4.78 (m, 1H), 5.03-5.08 (m, 1H), 6.68 (s, 1H), 6.89-7.44 (m, 14H), 8.29 (d, 1H).

10 **Method 80**

***N*-{[4-((2*R*,3*R*)-1-(4-Fluorophenyl)-3-{[2-(4-fluorophenyl)-2-hydroxyethyl]thio}-4-oxoazetidin-2-yl)phenoxy]acetyl}-D-serine**

15 A solution of [4-((2*R*,3*R*)-1-(4-fluorophenyl)-3-{[2-(4-fluorophenyl)-2-oxoethyl]thio}-4-oxoazetidin-2-yl)phenoxy]acetic acid (0.050 g, 0.103 mmol), O-(tert-butyl)-D-serine tert-butyl ester hydrochloride (0.032 g, 0.147 mmol) and N-methylmorpholine (0.035 ml, 0.318 mmol) in DCM (4 ml) was stirred for 5 min. TBTU (0.044 g, 0.137 mmol) was added. The formation of the ester was confirmed after 3 h. M/z: 683.1. TFA (2 ml) was added and the mixture was stirred for 22 h. The solvent was removed under reduced pressure. The residue was dissolved in MeOH (4 ml) and NaBH₄ (totally 0.130 g, 3.44 mmol) was added in small portions. The reaction was quenched by the addition of 0.1M ammonium acetate buffer (3 ml). The methanol was removed under reduced pressure. The remaining solution was purified by preparative HPLC using a gradient of 20-60% MeCN in 0.1M ammonium acetate buffer as eluent. After freeze-drying, 0.021 g (36 % yield) of the title product was obtained as a white solid. M/z: 573.1. ¹H NMR (DMSO, 400 MHz): δ 2.84-2.96 (m, 2H), 3.47 (dd, 1H), 3.69 (dd, 1H), 3.97-4.06 (m, 1H), 4.27-4.32 (m, 1H), 4.52 (ABq, 2H), 4.68-4.77 (m, 1H), 5.04-5.09 (m, 1H), 5.65 (bs, 1H), 6.99 (d, 2H), 7.07-7.41 (m, 10H), 7.89 (d, 1H).

30

It will be appreciated by those skilled in the art that the examples may be modified within the realms of the invention, why the invention is not limited to particular embodiments.

Absorption

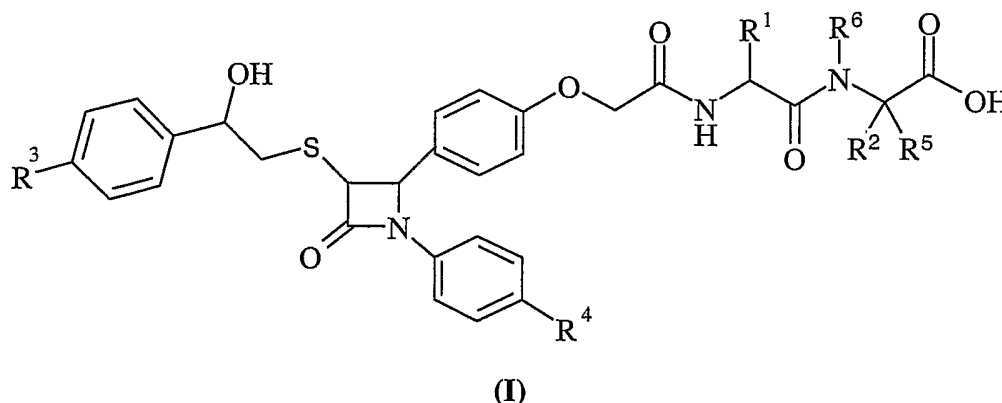
Absorption of the compounds of formula (I) was tested in a Caco-2 cells model

5 (Gastroenterology 1989, 96, 736):

Compound (I)	Caco value (10 ⁻⁶ cm/sec)
<i>N</i> -{[4-((2 <i>R</i> ,3 <i>R</i>)-1-(4-fluorophenyl)-3-{[2-(4-fluorophenyl)-2-hydroxyethyl]thio}-4-oxoazetidin-2-yl)phenoxy]acetyl}glycyl-D-valine	0.06
<i>N</i> -{[4-((2 <i>R</i> ,3 <i>R</i>)-1-(4-fluorophenyl)-3-{[2-(4-fluorophenyl)-2-hydroxyethyl]thio}-4-oxoazetidin-2-yl)phenoxy]acetyl}glycyl-D-tyrosine	0.07
<i>N</i> -{[4-((2 <i>R</i> ,3 <i>R</i>)-1-(4-fluorophenyl)-3-{[2-(4-fluorophenyl)-2-hydroxyethyl]thio}-4-oxoazetidin-2-yl)phenoxy]acetyl}glycyl-D-lysine	0.2
1-(4-Fluorophenyl)-3-(<i>R</i>)-[2-(4-fluorophenyl)-2-hydroxyethylthio]-4-(<i>R</i>)-{4-[<i>N</i> -{ <i>N</i> -[2-(phenyl)-1-(<i>R</i>)-(carboxy)ethyl]carbamoylmethyl}carbamoylmethoxy]phenyl}azetidin-2-one	0.09

Claims

1. A compound of formula (I):



5

wherein:

R¹ is hydrogen, C₁₋₆alkyl, C₃₋₆cycloalkyl or aryl; wherein said C₁₋₆alkyl may be optionally substituted by one or more hydroxy, amino, guanidino, carbamoyl, carboxy, C₁₋₆alkoxy, *N*-(C₁₋₆alkyl)amino, *N,N*-(C₁₋₆alkyl)₂amino, C₁-C₆ alkylcarbonylamino

- 10 C₁₋₆alkylS(O)_a wherein a is 0-2, C₃₋₆cycloalkyl or aryl; and wherein any aryl group may be optionally substituted by one or two substituents selected from halo, hydroxy, C₁₋₆alkyl or C₁₋₆alkoxy;

R² and **R⁵** are independently hydrogen, a branched or unbranched C₁₋₆alkyl, C₃₋₆cycloalkyl or aryl; wherein said C₁₋₆alkyl may be optionally substituted by one or more hydroxy, amino,

- 15 guanidino, cyano, carbamoyl, carboxy, C₁₋₆alkoxy, aryl C₁₋₆alkoxy, (C₁-C₄)₃Si, *N*-(C₁₋₆alkyl)amino, *N,N*-(C₁₋₆alkyl)₂amino, C₁₋₆alkylS(O)_a, C₃₋₆cycloalkyl, aryl or aryl C₁₋₆alkylS(O)_a, wherein a is 0-2; and wherein any aryl group may be optionally substituted by one or two substituents selected from halo, hydroxy, C₁₋₆alkyl or C₁₋₆alkoxy;

R³ is hydrogen, alkyl, halo, C₁₋₆alkoxy or C₁₋₆ alkylS-;

- 20 **R⁴** is hydrogen, C₁₋₆ alkyl, halo or C₁₋₆alkoxy;

R⁶ is hydrogen, C₁₋₆ alkyl, or arylC₁₋₆ alkyl;

wherein **R⁵** and **R²** may form a ring with 2-7 carbon atoms and wherein **R⁶** and **R²** may form a ring with 3-6 carbon atoms;

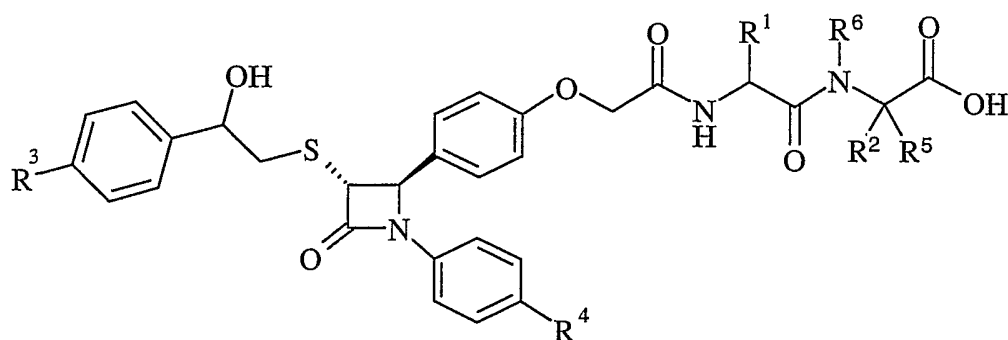
or a pharmaceutically acceptable salt, solvate, solvate of such a salt or a prodrug thereof;

- 25 with the proviso that said compound is not 3-(R)-4-(R)-1-(phenyl)-3-[2-(4-fluorophenyl)-2-hydroxyethylsulphanyl]-4-[4-(*N*-(*N*-(R)-1-(carboxy)-2-(hydroxy)ethyl]carbamoylmethyl)carbamoylmethoxy)phenyl]azetidin-2-one; or 3-(R)-4-(R)-1-(phenyl)-3-[2-(4-fluorophenyl)-

2-hydroxyethylsulphanyl]-4-{4-[N-((R)- α -{N-[(S)-1-(carboxy)-2-(hydroxy)ethyl]carbamoyl}benzyl)carbamoylmethoxy]phenyl}azetidin-2-one.

2. A compound of formula (I2):

5



(I2)

wherein:

- R¹** is hydrogen, C₁₋₆alkyl, C₃₋₆cycloalkyl or aryl; wherein said C₁₋₆alkyl may be optionally substituted by one or more hydroxy, amino, guanidino, carbamoyl, carboxy, C₁₋₆alkoxy, *N*-(C₁₋₆alkyl)amino, *N,N*-(C₁₋₆alkyl)₂amino, C₁-C₆ alkylcarbonylamino C₁₋₆alkylS(O)_a wherein a is 0-2, C₃₋₆cycloalkyl or aryl; and wherein any aryl group may be optionally substituted by one or two substituents selected from halo, hydroxy, C₁₋₆alkyl or C₁₋₆alkoxy;
- 10 **R²** and **R⁵** are independently hydrogen, a branched or unbranched C₁₋₆alkyl, C₃₋₆cycloalkyl or aryl; wherein said C₁₋₆alkyl may be optionally substituted by one or more hydroxy, amino, guanidino, cyano, carbamoyl, carboxy, C₁₋₆alkoxy, aryl C₁₋₆alkoxy, (C₁-C₄)₃Si, *N*-(C₁₋₆alkyl)amino, *N,N*-(C₁₋₆alkyl)₂amino, C₁₋₆alkylS(O)_a, C₃₋₆cycloalkyl, aryl or aryl C₁₋₆alkylS(O)_a, wherein a is 0-2; and wherein any aryl group may be optionally substituted by one or two substituents selected from halo, hydroxy, C₁₋₆alkyl or C₁₋₆alkoxy;
- 20 **R³** is hydrogen, alkyl, halo, C₁₋₆alkoxy or C₁₋₆alkylS-;
- R⁴** is hydrogen, C₁₋₆alkyl, halo or C₁₋₆alkoxy;
- R⁶** is hydrogen, C₁₋₆alkyl, or arylC₁₋₆alkyl;
- wherein **R⁵** and **R²** may form a ring with 2-7 carbon atoms and wherein **R⁶** and **R²** may form a ring with 3-6 carbon atoms;
- 25 or a pharmaceutically acceptable salt, solvate, solvate of such a salt or a prodrug thereof;

with the proviso that said compound is not 3-(R)-4-(R)-1-(phenyl)-3-[2-(4-fluorophenyl)-2-hydroxyethylsulphanyl]-4-[4-(N-{N-[(R)-1-(carboxy)-2-(hydroxy)ethyl]carbamoylmethyl} carbamoylmethoxy)phenyl]azetidin-2-one; or 3-(R)-4-(R)-1-(phenyl)-3-[2-(4-fluorophenyl)-2-hydroxyethylsulphanyl]-4-{4-[N-((R)- α -{N-[(S)-1-(carboxy)-2-(hydroxy)

5 ethyl]carbamoyl}benzyl)carbamoylmethoxy]phenyl}azetidin-2-one.

3. A compound according to claim 1 or 2, wherein:

R¹ is hydrogen or phenyl.

10 4. A compound according to any of the preceding claims, wherein:

R² is hydrogen, a branched or unbranched C₁₋₆alkyl, C₃₋₆cycloalkyl or aryl; wherein said C₁₋₆alkyl may be optionally substituted by one or more hydroxy, amino, acylamino, C₁₋₆alkylS(O)_a wherein a is 0-2, C₃₋₆cycloalkyl or aryl; and wherein any aryl group may be optionally substituted by hydroxy, alkyl, alkoxy or cyano.

15

5. A compound according to any of the preceding claims, wherein:

R³ is hydrogen, C₁-C₂alkyl, halo or methoxy.

6. A compound according to any of the preceding claims, wherein:

20 **R³** is hydrogen, methyl, chlorine, fluorine, C₁₋₆ alkylS-, or methoxy.

7. A compound according to any of the preceding claims, wherein:

R⁴ is hydrogen or halo.

25 8. A compound according to any of the preceding claims, wherein:

R⁴ is chlorine or fluorine.

9. A compound according to any of the preceding claims, wherein:

R⁶ is hydrogen, C₁₋₆ alkyl, arylC₁₋₆alkyl or **R⁶** and **R²** form a ring with 3-6 carbon atoms.

30

10. A compound according to claim 1, wherein:

R¹ is hydrogen;

R^2 is a branched or unbranched C_{1-4} alkyl, optionally substituted by a C_{3-6} cycloalkyl, alkylS-, aryl optionally substituted by hydroxy or cyano, amino, N -(C_{1-6} alkyl)amino, N,N -(C_{1-6} alkyl)₂amino or aryl C_{1-6} alkylS(O)_a, wherein a is 0-2

5 R^3 and R^4 are halo;

R^5 is hydrogen or C_{1-6} alkyl; and

R^6 is hydrogen.

11. One or more compounds chosen from:

10 N -{[4-((2*R*,3*R*)-1-(4-fluorophenyl)-3-{[2-(4-fluorophenyl)-2-hydroxyethyl]thio}-4-oxoazetidin-2-yl)phenoxy]acetyl}glycyl- N^6 -acetyl-D-lysine;

1-(4-Fluorophenyl)-3-(*R*)-[2-(4-fluorophenyl)-2-hydroxyethylthio]-4-(*R*)-{4-[N -{ N -[2-(phenyl)-1-(*R*)-(carboxy)ethyl]carbamoylethyl]carbamoylethyl]phenyl}azetidin-2-one;

15

N -{[4-((2*R*,3*R*)-1-(4-fluorophenyl)-3-{[2-(4-fluorophenyl)-2-hydroxyethyl]thio}-4-oxoazetidin-2-yl)phenoxy]acetyl}glycyl-D-valine;

N -{[4-((2*R*,3*R*)-1-(4-fluorophenyl)-3-{[2-(4-fluorophenyl)-2-hydroxyethyl]thio}-4-

20 oxoazetidin-2-yl)phenoxy]acetyl}glycyl-D-tyrosine;

N -{[4-((2*R*,3*R*)-1-(4-fluorophenyl)-3-{[2-(4-fluorophenyl)-2-hydroxyethyl]thio}-4-oxoazetidin-2-yl)phenoxy]acetyl}glycyl-D-proline;

25 N -{[4-((2*R*,3*R*)-1-(4-fluorophenyl)-3-{[2-(4-fluorophenyl)-2-hydroxyethyl]thio}-4-oxoazetidin-2-yl)phenoxy]acetyl}glycyl-D-lysine;

N -{[4-((2*R*,3*R*)-1-(4-fluorophenyl)-3-{[2-hydroxy-2-(4-methoxyphenyl)ethyl]thio}-4-oxoazetidin-2-yl)phenoxy]acetyl}glycyl-D-valine;

30

N -{[4-((2*R*,3*R*)-1-(4-fluorophenyl)-3-{[2-(4-fluorophenyl)-2-hydroxyethyl]thio}-4-oxoazetidin-2-yl)phenoxy]acetyl}glycyl-2-butylnorleucine;

N-{[4-((2*R*,3*R*)-1-(4-Fluorophenyl)-3-{[2-(4-fluorophenyl)-2-hydroxyethyl]thio}-4-oxoazetidin-2-yl)phenoxy]acetyl}glycyl-*S*-methyl-L-cysteine;

- 5 *N*-{[4-((2*R*,3*R*)-1-(4-chlorophenyl)-3-{[2-(4-chlorophenyl)-2-hydroxyethyl]thio}-4-oxoazetidin-2-yl)phenoxy]acetyl}glycyl-3-cyclohexyl-D-alanine;

N-{[4-((2*R*,3*R*)-1-(4-fluorophenyl)-3-{[2-(4-fluorophenyl)-2-hydroxyethyl]thio}-4-oxoazetidin-2-yl)phenoxy]acetyl}glycyl-3-cyclohexyl-D-alanine;

10

N-{[4-((2*R*,3*R*)-1-(4-fluorophenyl)-3-{[2-(4-fluorophenyl)-2-hydroxyethyl]thio}-4-oxoazetidin-2-yl)phenoxy]acetyl}glycyl-4-methylleucine;

N-{[4-((2*R*,3*R*)-1-(4-Fluorophenyl)-3-{[2-(4-fluorophenyl)-2-hydroxyethyl]thio}-4-

- 15 oxoazetidin-2-yl)phenoxy]acetyl}-L-alanyl-D-valine;

N-{[4-((2*R*,3*R*)-1-(4-fluorophenyl)-3-{[2-hydroxy-2-(4-methylphenyl)ethyl]thio}-4-oxoazetidin-2-yl)phenoxy]acetyl}glycyl-D-valine;

- 20 *N*-{[4-((2*R*,3*R*)-1-(4-chlorophenyl)-3-{[2-(4-chlorophenyl)-2-hydroxyethyl]thio}-4-oxoazetidin-2-yl)phenoxy]acetyl}glycyl-D-valine;

N-{[4-((2*R*,3*R*)-1-(4-chlorophenyl)-3-{[2-(4-chlorophenyl)-2-hydroxyethyl]thio}-4-oxoazetidin-2-yl)phenoxy]acetyl}glycyl-3-methyl-D-valine;

25

N-{[4-((2*R*,3*R*)-1-(4-fluorophenyl)-3-{[2-(4-fluorophenyl)-2-hydroxyethyl]thio}-4-oxoazetidin-2-yl)phenoxy]acetyl}glycyl-3-(2-naphthyl)-D-alanine;

N-{[4-((2*R*,3*R*)-1-(4-fluorophenyl)-3-{[2-(4-fluorophenyl)-2-hydroxyethyl]thio}-4-

- 30 oxoazetidin-2-yl)phenoxy]acetyl}glycyl-3-methyl-D-valine;

N-{[4-((2*R*,3*R*)-1-(4-fluorophenyl)-3-{[2-(4-fluorophenyl)-2-hydroxyethyl]thio}-4-oxoazetidin-2-yl)phenoxy]acetyl}glycyl-(3*R*,4*S*,5*R*)-3,4,5,6-tetrahydroxy-D-norleucine.

N-{[4-((2*R*,3*R*)-1-(4-Fluorophenyl)-3-{[2-(4-fluorophenyl)-2-hydroxyethyl]thio}-4-oxoazetidin-2-yl)phenoxy]acetyl}glycyl-*N*,2-dimethylalanine

5 *N*-({4-[(2*R*,3*R*)-1-(4-Fluorophenyl)-3-({2-hydroxy-2-[4-(methylthio)phenyl]ethyl}thio)-4-oxoazetidin-2-yl]phenoxy}acetyl)glycyl-3-methyl-D-valine

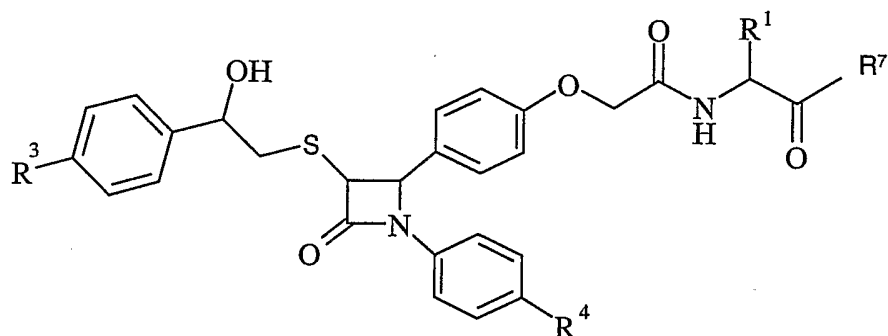
N-{[4-((2*R*,3*R*)-1-(4-fluorophenyl)-3-{[2-(4-fluorophenyl)-2-hydroxyethyl]thio}-4-oxoazetidin-2-yl)phenoxy]acetyl}glycyl-*S*-(4-methylbenzyl)-D-cysteine

10 *N*-{[4-((2*R*,3*R*)-1-(4-fluorophenyl)-3-{[2-(4-fluorophenyl)-2-hydroxyethyl]thio}-4-oxoazetidin-2-yl)phenoxy]acetyl}glycyl-*S*-(*tert*-butyl)-D-cysteine

N-{[4-((2*R*,3*R*)-1-(4-fluorophenyl)-3-{[2-(4-fluorophenyl)-2-hydroxyethyl]thio}-4-oxoazetidin-2-yl)phenoxy]acetyl}glycyl-*b,b*-dimethyl-D-phenylalanine.

15

12. A compound of the formula (XV) or hydrolysable esters or amides thereof:



20

(XV)

wherein:

R^1 is hydrogen, C_{1-6} alkyl, C_{3-6} cycloalkyl or aryl; wherein said C_{1-6} alkyl may be optionally substituted by one or more hydroxy, amino, guanidino, carbamoyl, carboxy,

25 C_{1-6} alkoxy, *N*-(C_{1-6} alkyl)amino, *N,N*-(C_{1-6} alkyl)₂amino, C_1 - C_6 alkylcarbonylamino C_{1-6} alkylS(O)_a wherein a is 0-2, C_{3-6} cycloalkyl or aryl; and wherein any aryl group may be optionally substituted by one or two substituents selected from halo, hydroxy, C_{1-6} alkyl or C_{1-6} alkoxy;

R^2 and R^5 are independently hydrogen, a branched or unbranched C_{1-6} alkyl, C_{3-6} cycloalkyl or aryl; wherein said C_{1-6} alkyl may be optionally substituted by one or more hydroxy, amino, guanidino, carbamoyl, carboxy, C_{1-6} alkoxy, aryl C_{1-6} alkoxy, $(C_{1-4})_3Si$, $N-(C_{1-6}alkyl)amino$, $N,N-(C_{1-6}alkyl)_2amino$, $C_{1-6}alkylS(O)_a$, aryl $C_{1-6}alkylS(O)_a$, wherein a is 0-2, C_{3-6} cycloalkyl or aryl; and wherein any aryl group may be optionally substituted by one or two substituents selected from halo, hydroxy, C_{1-6} alkyl or C_{1-6} alkoxy;

R^3 is hydrogen, alkyl, halo, C_{1-6} alkoxy or $C_{1-6}alkylS-$;

R^4 is hydrogen, $C_{1-6}alkyl$, halo or C_{1-6} alkoxy;

R^6 is hydrogen, $C_{1-6}alkyl$, or aryl $C_{1-6}alkyl$;

10 R^7 is an hydroxy group or a $C_{1-3}alkoxy$ group;

wherein R^5 and R^2 may form a ring with 2-7 carbon atoms and wherein R^6 and R^2 may form a ring with 3-6 carbon atoms;

or a pharmaceutically acceptable salt, solvate, solvate of such a salt or a prodrug thereof;

with the proviso that said compound is not 3-(R)-4-(R)-1-(phenyl)-3-[2-(4-fluorophenyl)-2-

15 hydroxyethylsulphanyl]-4-[4-(N-{N-[(R)-1-(carboxy)-2-(hydroxy)ethyl]carbamoylmethyl} carbamoylmethoxy)phenyl]azetidin-2-one; or 3-(R)-4-(R)-1-(phenyl)-3-[2-(4-fluorophenyl)-2-hydroxyethylsulphanyl]-4-[4-[N-((R)- α -{N-[(S)-1-(carboxy)-2-(hydroxy)ethyl]carbamoyl}benzyl)carbamoylmethoxy]phenyl]azetidin-2-one.

20 13. A method of treating or preventing hyperlipidemic conditions comprising the administration of an effective amount of a compound according to any one of claims 1 to 12 to a mammal in need thereof.

14. A method of treating or preventing atherosclerosis comprising the administration of an
25 effective amount of a compound according to any one of claims 1 to 12 to a mammal in need thereof.

15. A method for treating or preventing Alzheimers' disease comprising the administration of an effective amount of a compound according to any one of claims 1 to 12 to a mammal in
30 need thereof.

16. A method for treating or preventing cholesterol associated tumors comprising the administration of an effective amount of a compound according to any one of claims 1 to 12 to a mammal in need thereof.

5 17. A pharmaceutical formulation comprising a compound according to any one of claims 1 to 12 in admixture with pharmaceutically acceptable adjuvants, diluents and/or carriers.

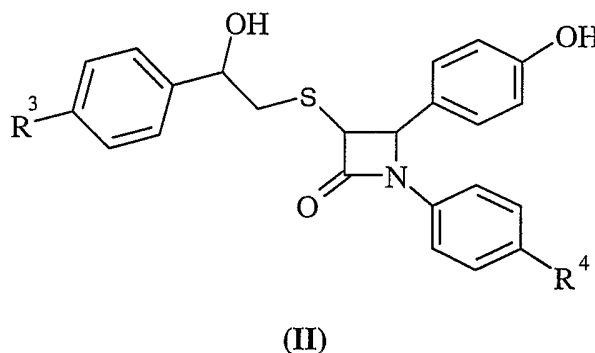
18. A combination of a compound according to formula (I) or (I2) with a PPAR alpha and/or gamma agonist.

10

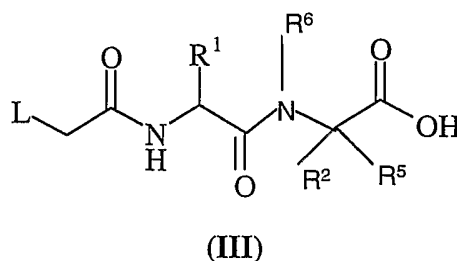
19. A combination of a compound according to formula (I) or (I2) with an HMG Co-A reductase inhibitor.

20. A process for preparing a compound of formula (I) or a pharmaceutically acceptable salt, solvate, solvate of such a salt or a prodrug thereof which process (wherein variable groups are, unless otherwise specified, as defined in formula (I)) comprises of:

Process 1) reacting a compound of formula (II):

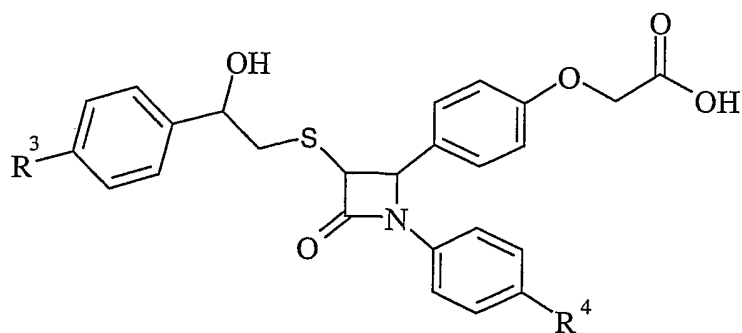


20 with a compound of formula (III):



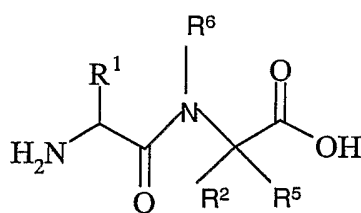
wherein L is a displaceable group;

Process 2) reacting an acid of formula (IV):



(IV)

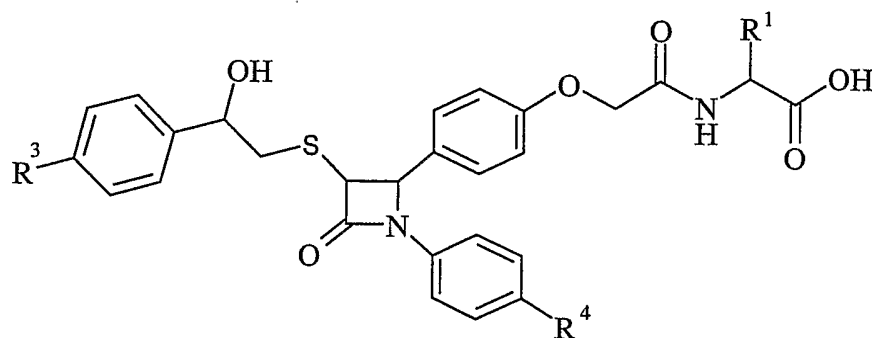
or an activated derivative thereof; with an amine of formula (V):



(V)

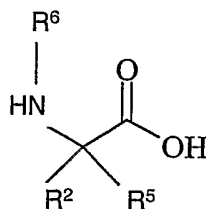
5

Process 3): reacting an acid of formula (VI):



(VI)

or an activated derivative thereof, with an amine of formula (VII):

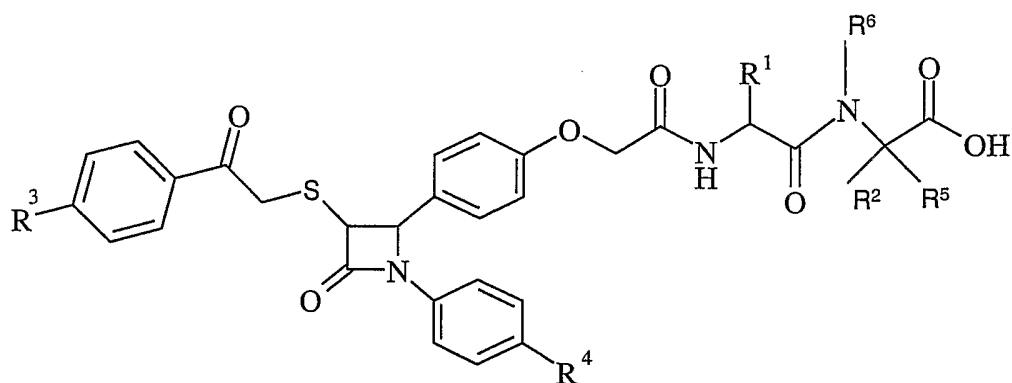


(VII)

10

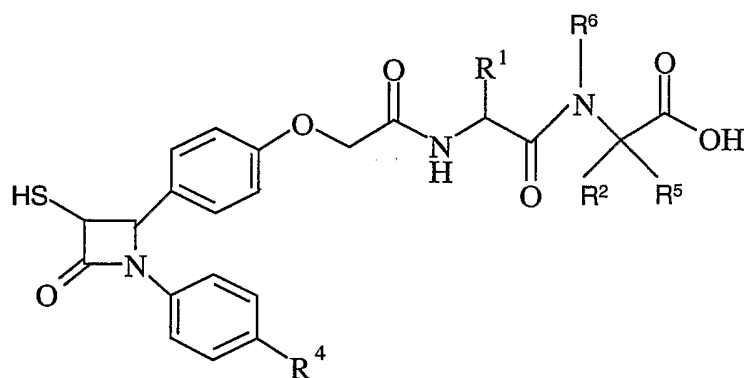
Process 4): reducing a compound of formula (VIII):

- 181 -



(VIII)

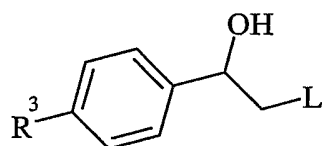
Process 5): reacting a compound of formula (IX):



(IX)

5

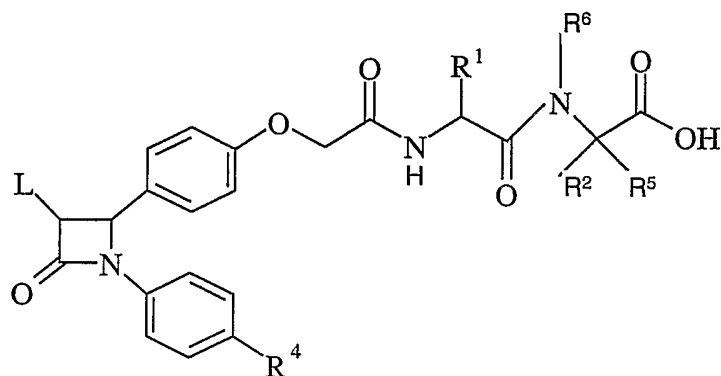
with a compound of formula (X):



(X)

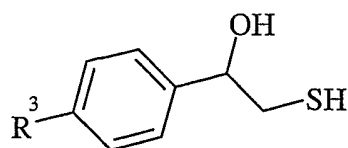
wherein L is a displaceable group;

10 Process 6): reacting a compound of formula (XI):



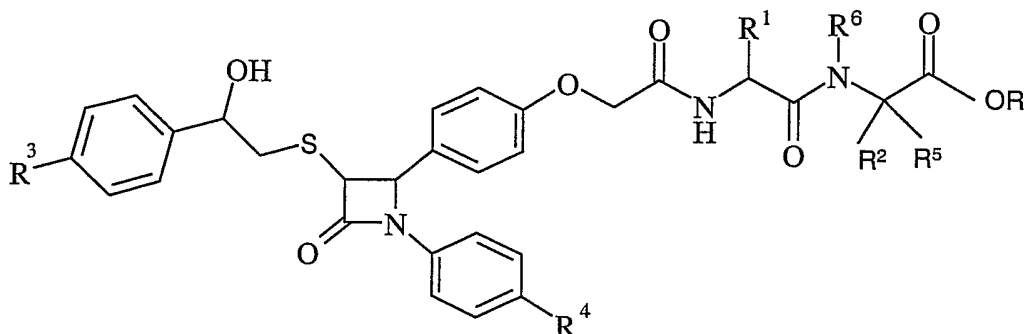
(XI)

wherein L is a displaceable group; with a compound of formula (XII):



(XII)

Process 7): De-esterifying a compound of formula (XIII)



(XIII)

wherein the group C(O)OR is an ester group;

and thereafter if necessary or desirable:

- i) converting a compound of the formula (I) into another compound of the formula (I);
- 10 ii) removing any protecting groups;
- iii) forming a pharmaceutically acceptable salt, solvate, solvate of such a salt or a prodrug; or
- iv) separating two or more enantiomers.

L is a displaceable group, suitable values for L are for example, a halogeno or sulphonyloxy group, for example a chloro, bromo, methanesulphonyloxy or

- 15 toluene-4-sulphonyloxy group.

C(O)OR is an ester group, suitable values for C(O)OR are methoxycarbonyl, ethoxycarbonyl, *t*-butoxycarbonyl and benzyloxycarbonyl.

INTERNATIONAL SEARCH REPORT

International application No.

PCT/SE 2004/001960

A. CLASSIFICATION OF SUBJECT MATTER

IPC7: C07D 205/08, A61K 31/397, A61P 3/06, A61P 9/10, A61P 25/28
According to International Patent Classification (IPC) or to both national classification and IPC

B. FIELDS SEARCHED

Minimum documentation searched (classification system followed by classification symbols)

IPC7: C07D, A61K, A61P

Documentation searched other than minimum documentation to the extent that such documents are included in the fields searched

SE,DK,FI,NO classes as above

Electronic data base consulted during the international search (name of data base and, where practicable, search terms used)

EPO-INTERNAL, WPI DATA, PAJ, CHEM ABS DATA

C. DOCUMENTS CONSIDERED TO BE RELEVANT

Category*	Citation of document, with indication, where appropriate, of the relevant passages	Relevant to claim No.
X	WO 0250060 A1 (AVANTIS PHARMA DEUTSCHLAND GMBH), 27 June 2002 (27.06.2002), examples; claims, especially examples 17 and 19; claim 1 --	1-20
A	US 5633246 A (BRIAN A. MCKITTRICK ET AL), 27 May 1997 (27.05.1997), claims; examples; especially example 6 --	1-20
P,X	WO 2004005247 A1 (ASTRAZENECA AB), 15 January 2004 (15.01.2004), claims; examples --	1-20

☒ Further documents are listed in the continuation of Box C.☒ See patent family annex.

* Special categories of cited documents:

"A" document defining the general state of the art which is not considered to be of particular relevance
 "E" earlier application or patent but published on or after the international filing date
 "L" document which may throw doubts on priority claim(s) or which is cited to establish the publication date of another citation or other special reason (as specified)
 "O" document referring to an oral disclosure, use, exhibition or other means
 "P" document published prior to the international filing date but later than the priority date claimed

"T" later document published after the international filing date or priority date and not in conflict with the application but cited to understand the principle or theory underlying the invention
 "X" document of particular relevance: the claimed invention cannot be considered novel or cannot be considered to involve an inventive step when the document is taken alone
 "Y" document of particular relevance: the claimed invention cannot be considered to involve an inventive step when the document is combined with one or more other such documents, such combination being obvious to a person skilled in the art
 "&" document member of the same patent family

Date of the actual completion of the international search

18 March 2005

Date of mailing of the international search report

18-04-2005

Name and mailing address of the ISA/
 Swedish Patent Office
 Box 5055, S-102 42 STOCKHOLM
 Facsimile No. +46 8 666 02 86

Authorized officer

Eva Johansson/EÖ
 Telephone No. +46 8 782 25 00

INTERNATIONAL SEARCH REPORT

International application No.

PCT/SE 2004/001960

C (Continuation). DOCUMENTS CONSIDERED TO BE RELEVANT

Category*	Citation of document, with indication, where appropriate, of the relevant passages	Relevant to claim No.
A	McKittrick, Brian A. et al, "Synthesis of C3 Heteroatom-Substituted Azetidinones That Display Potent Cholesterol Absorption Inhibitory Activity", J. Med. Chem., 1998, vol. 41, page 752 - page 759 --	1-20
A	US 5744467 A (BRIAN A. MCKITTRICK ET AL), 28 April 1998 (28.04.1998), examples, claims -- -----	1-20

INTERNATIONAL SEARCH REPORTInternational application No.
PCT/SE2004/001960**Box No. II Observations where certain claims were found unsearchable (Continuation of item 2 of first sheet)**

This international search report has not been established in respect of certain claims under Article 17(2)(a) for the following reasons:

1. ☒ Claims Nos.: 13-16
because they relate to subject matter not required to be searched by this Authority, namely:
Claims 13-16 relate to a method of treatment of the human or animal body by surgery or by therapy, as well as diagnostic methods /Rule 39.1(iv). Nevertheless, a search has been executed for these claims. The search has been based on the alleged effects of the compounds.
2. ☐ Claims Nos.:
because they relate to parts of the international application that do not comply with the prescribed requirements to such an extent that no meaningful international search can be carried out, specifically:
3. ☐ Claims Nos.:
because they are dependent claims and are not drafted in accordance with the second and third sentences of Rule 6.4(a).

Box No. III Observations where unity of invention is lacking (Continuation of item 3 of first sheet)

This International Searching Authority found multiple inventions in this international application, as follows:

1. ☐ As all required additional search fees were timely paid by the applicant, this international search report covers all searchable claims.
2. ☐ As all searchable claims could be searched without effort justifying an additional fee, this Authority did not invite payment of any additional fee.
3. ☐ As only some of the required additional search fees were timely paid by the applicant, this international search report covers only those claims for which fees were paid, specifically claims Nos.:
4. ☐ No required additional search fees were timely paid by the applicant. Consequently, this international search report is restricted to the invention first mentioned in the claims; it is covered by claims Nos.:

Remark on Protest

- ☐ The additional search fees were accompanied by the applicant's protest.
- ☐ No protest accompanied the payment of additional search fees.

INTERNATIONAL SEARCH REPORT

Information on patent family members

International application No.

01/03/2005

PCT/SE 2004/001960

WO	0250060	A1	27/06/2002	AU	1917302	A	01/07/2002
				AU	3168802	A	01/07/2002
				BR	0116322	A	14/10/2003
				BR	0116482	A	03/02/2004
				CA	2431985	A	27/06/2002
				CA	2431995	A	27/06/2002
				CN	1481378	T	10/03/2004
				CN	1481381	T	10/03/2004
				CZ	20031731	A	17/09/2003
				CZ	20031733	A	17/09/2003
				DE	10064402	A	27/06/2002
				EE	200300237	A	15/08/2003
				EE	200300238	A	15/08/2003
				EP	1345924	A	24/09/2003
				EP	1345932	A	24/09/2003
				HU	0401067	A	28/09/2004
				HU	0401073	A	28/09/2004
				IL	156548	D	00/00/0000
				IL	156552	D	00/00/0000
				JP	2004516289	T	03/06/2004
				JP	2004516293	T	03/06/2004
				MX	PA03005018	A	25/09/2003
				MX	PA03005019	A	25/09/2003
				NO	20032733	A	14/08/2003
				NO	20032735	A	06/08/2003
				NZ	526592	A	26/11/2004
				NZ	526594	A	27/08/2004
				PL	362173	A	18/10/2004
				SK	7782003	A	02/12/2003
				SK	7812003	A	08/01/2004
				US	6498156	B	24/12/2002
				US	6703386	B	09/03/2004
				US	20020128252	A	12/09/2002
				US	20020128253	A	12/09/2002
				WO	0250068	A	27/06/2002
				ZA	200304092	A	19/04/2004
				ZA	200304095	A	19/04/2004

INTERNATIONAL SEARCH REPORT

Information on patent family members

01/03/2005

International application No.

PCT/SE 2004/001960

US	5633246	A	27/05/1997	AT	213726	T	15/03/2002
				AU	698750	B	05/11/1998
				AU	4140196	A	17/06/1996
				BR	9509669	A	28/10/1997
				CA	2205202	A,C	30/05/1996
				CN	1083833	B,C	01/05/2002
				CN	1174548	A	25/02/1998
				CZ	289033	B	17/10/2001
				CZ	9701486	A	12/11/1997
				DE	69525643	D,T	26/09/2002
				DK	792264	T	22/04/2002
				EP	0792264	A,B	03/09/1997
				SE	0792264	T3	
				ES	2169162	T	01/07/2002
				FI	972099	A	16/05/1997
				HK	1002558	A	00/00/0000
				HU	77088	A	02/03/1998
				JP	2908031	B	21/06/1999
				JP	9512833	T	22/12/1997
				KR	235806	B	01/02/2000
				NO	308468	B	18/09/2000
				NO	972272	A	16/05/1997
				NZ	296720	A	29/03/1999
				PL	184310	B	30/09/2002
				PL	320092	A	15/09/1997
				PT	792264	T	31/07/2002
				RU	2159243	C	20/11/2000
				SK	61697	A	10/12/1997
				SK	283860	B	02/03/2004
				US	5744467	A	28/04/1998
				WO	9616037	A	30/05/1996
				US	5624920	A	29/04/1997

WO	2004005247	A1	15/01/2004	GB	0215579	D	00/00/0000
----	------------	----	------------	----	---------	---	------------

INTERNATIONAL SEARCH REPORT

Information on patent family members

International application No.

01/03/2005

PCT/SE 2004/001960

US	5744467	A	28/04/1998	AT	213726	T	15/03/2002
				AU	698750	B	05/11/1998
				AU	4140196	A	17/06/1996
				BR	9509669	A	28/10/1997
				CA	2205202	A,C	30/05/1996
				CN	1083833	B,C	01/05/2002
				CN	1174548	A	25/02/1998
				CZ	289033	B	17/10/2001
				CZ	9701486	A	12/11/1997
				DE	69525643	D,T	26/09/2002
				DK	792264	T	22/04/2002
				EP	0792264	A,B	03/09/1997
				SE	0792264	T3	
				ES	2169162	T	01/07/2002
				FI	972099	A	16/05/1997
				HK	1002558	A	00/00/0000
				HU	77088	A	02/03/1998
				JP	2908031	B	21/06/1999
				JP	9512833	T	22/12/1997
				KR	235806	B	01/02/2000
				NO	308468	B	18/09/2000
				NO	972272	A	16/05/1997
				NZ	296720	A	29/03/1999
				PL	184310	B	30/09/2002
				PL	320092	A	15/09/1997
				PT	792264	T	31/07/2002
				RU	2159243	C	20/11/2000
				SK	61697	A	10/12/1997
				SK	283860	B	02/03/2004
				US	5633246	A	27/05/1997
				WO	9616037	A	30/05/1996
				US	5624920	A	29/04/1997
