



- (51) International Patent Classification: Not classified
- (21) International Application Number: PCT/US2011/064676
- (22) International Filing Date: 13 December 2011 (13.12.2011)
- (25) Filing Language: English
- (26) Publication Language: English
- (30) Priority Data: 61/422,525 13 December 2010 (13.12.2010) US
- (71) Applicant (for all designated States except US): **ALTRIA CLIENT SERVICES INC.** [US/US]; 6601 West Broad Street, Richmond, Virginia 23230 (US).
- (72) Inventors; and
- (75) Inventors/Applicants (for US only): **SHERWOOD, Timothy S.** [US/US]; 11506 Courthouse Acres Drive, Midlothian, Virginia 23113 (US). **SMITH, Robert N.** [US/US]; 3724 Heverley Drive, Glen Allen, Virginia 23059 (US). **ROSE, Marc W.** [US/US]; 10273 Brickerton Drive, Mechanicsville, Virginia 23116 (US).
- (74) Agents: **SKIFF, Peter K.** et al.; BUCHANAN INGER-SOLL & ROONEY PC, P. O. Box 1404, Alexandria, Virginia 22313-1404 (US).

- (81) Designated States (unless otherwise indicated, for every kind of national protection available): AE, AG, AL, AM, AO, AT, AU, AZ, BA, BB, BG, BH, BR, BW, BY, BZ, CA, CH, CL, CN, CO, CR, CU, CZ, DE, DK, DM, DO, DZ, EC, EE, EG, ES, FI, GB, GD, GE, GH, GM, GT, HN, HR, HU, ID, IL, IN, IS, JP, KE, KG, KM, KN, KP, KR, KZ, LA, LC, LK, LR, LS, LT, LU, LY, MA, MD, ME, MG, MK, MN, MW, MX, MY, MZ, NA, NG, NI, NO, NZ, OM, PE, PG, PH, PL, PT, QA, RO, RS, RU, RW, SC, SD, SE, SG, SK, SL, SM, ST, SV, SY, TH, TJ, TM, TN, TR, TT, TZ, UA, UG, US, UZ, VC, VN, ZA, ZM, ZW.
- (84) Designated States (unless otherwise indicated, for every kind of regional protection available): ARIPO (BW, GH, GM, KE, LR, LS, MW, MZ, NA, RW, SD, SL, SZ, TZ, UG, ZM, ZW), Eurasian (AM, AZ, BY, KG, KZ, MD, RU, TJ, TM), European (AL, AT, BE, BG, CH, CY, CZ, DE, DK, EE, ES, FI, FR, GB, GR, HR, HU, IE, IS, IT, LT, LU, LV, MC, MK, MT, NL, NO, PL, PT, RO, RS, SE, SI, SK, SM, TR), OAPI (BF, BJ, CF, CG, CI, CM, GA, GN, GQ, GW, ML, MR, NE, SN, TD, TG).

Declarations under Rule 4.17:

- as to applicant's entitlement to apply for and be granted a patent (Rule 4.17(ii))
- as to the applicant's entitlement to claim the priority of the earlier application (Rule 4.17(iii))

[Continued on next page]

(54) Title: PROCESS OF PREPARING PRINTING SOLUTION AND MAKING PATTERNED CIGARETTE WRAPPERS

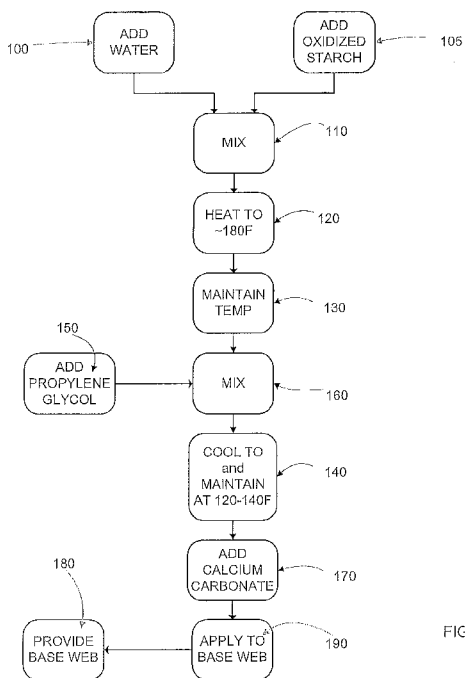


FIG. 1

(57) Abstract: A process for making patterned cigarette wrapper includes the steps of: preparing a printing solution including the steps of: mixing at least water and a starch to form a starch mixture, heating the starch mixture to a temperature of at least about 180°F preferably for at least about 30 minutes to release amylopectin and amylose, adding propylene glycol to the starch mixture, and mixing the starch mixture and propylene glycol to form a printing solution, wherein the printing solution is maintained and applied at elevated temperature (120°F to 150°F). The process also includes providing a base web of wrapper and applying the printing solution to the wrapper in a predetermined pattern.

WO 2012/082757 A2

Published:

- *without international search report and to be republished upon receipt of that report (Rule 48.2(g))*

**PROCESS OF PREPARING PRINTING SOLUTION AND
MAKING PATTERNED CIGARETTE WRAPPERS**

CROSS REFERENCE TO RELATED APPLICATION

5 **[0001]** The application claims priority under 35 U.S.C. §119(e) to U.S. provisional Application No. 61/422,525 filed on December 13, 2010, the entire content of which is incorporated herein by reference.

WORKING ENVIRONMENT

10 **[0002]** Previously developed concepts are set forth in U.S. Serial No. 12/153,783 filed May 23, 2008, which claims priority to Serial No. 60/924,676, filed May 25, 2007, the entire content of each of which is incorporated herein by this reference thereto.

FIELD OF THE DISCLOSURE

15 **[0003]** This disclosure relates generally to a process for making patterned cigarette wrappers including a printing solution. More particularly, the disclosure concerns a process for making patterned cigarette wrapper with a specially formulated oxidized starch printing solution.

SUMMARY OF SELECTED ASPECTS OF THE INVENTION

20 **[0004]** In a preferred embodiment, a process for making patterned cigarette wrapper includes the steps of: preparing a printing solution, providing a base web of wrapper, and applying the printing solution to the wrapper in a predetermined pattern. Preferably, the step of preparing a
25 printing solution includes: mixing at least water and an oxidized starch to form an aqueous oxidized starch mixture at a temperature of greater than about 70°F, heating the aqueous oxidized starch mixture to a temperature range of at least about 180°F to about 200°F, more preferably about 195°F, maintaining the temperature of the aqueous oxidized starch mixture for at
30 least about 30 minutes, more preferably at least about 45 minutes, to rupture

the starch granules and release the amylose and/or amylopectin, adding propylene glycol to the aqueous oxidized starch solution, and mixing the aqueous oxidized starch solution and propylene glycol to form a printing solution. Preferably, the temperature of the printing solution is maintained
5 for at least about 30 minutes while mixing.

[0005] Optionally, the process can include adding calcium carbonate to the printing solution. Preferably, the calcium carbonate is added to the printing solution after the heating and mixing steps and before the printing step.

[0006] In the preferred embodiment, the preparing step further includes
10 cooling the printing solution to a temperature ranging from about 120°F to about 150°F, more preferably about 120°F to about 140°F, and maintaining this range until used at the time of printing. Preferably, the process also includes agitating the printing solution during the heating and maintaining steps.

[0007] Also in the preferred embodiment, the printing solution is applied to the wrapper at a temperature ranging from about 120°F to about 150°F, more preferably about 120°F to about 140°F.

[0008] In the preferred embodiment, the printing solution has a viscosity ranging from about 40 centiPoises (cP) to about 80 cP as measured by a
20 Brookfield RVDV-2 viscometer with a #1 spindle at 20 rotations per minute (rpm) when measured at 120°F. More preferably, the viscosity of the printing solution may be adjusted by an addition of hot water and/or heat to a viscosity level at the press of about 18.0 +/- 1.5 seconds as measured by a Zahn #2 cup at a temperature of about 120°F. Also in the preferred
25 embodiment, the printing solution has a pH in the range of about 4 to about 8. More preferably, the printing solution has a pH of about 7 to about 8 after the addition of calcium carbonate.

[0009] Also in the preferred embodiment, the printing solution is applied to the base web in transverse bands to the machine direction or longitudinal
30 direction, i.e., the base web has a transverse direction. The predetermined pattern may include generally parallel bands extending generally transversely on the base web. Preferably, the base web has a longitudinal

direction. The predetermined pattern may include a longitudinally extending stripe. Also preferably, the base web has a transverse direction and a longitudinal direction. The predetermined pattern may also include a plurality of regions spaced transversely and spaced longitudinally on the
5 base web.

[0010] Also in the preferred embodiment, the printing process is selected from the group comprising gravure printing, flexography, offset printing, inkjet printing, spraying, and die printing. Preferably, the printing process is gravure printing.

10 **[0011]** Also in the preferred embodiment, the printing solution is applied in a single layer to the base web.

[0012] In another embodiment, a smoking article includes a tobacco rod and a wrapper. Preferably, the wrapper is constructed in accordance with a process as described herein.

15

BRIEF DESCRIPTION OF THE DRAWINGS

[0013] Many objects and advantages of this disclosure will be apparent to those skilled in the art when this written description is read in conjunction with the accompanying drawings wherein like reference numerals are
20 applied to like elements and wherein:

[0014] FIG. 1 illustrates process steps for making a printing solution;

[0015] FIG. 2 is a schematic view of a gravure printing system wherein a predetermined pattern of starch solution prepared in accordance with the process of FIG. 1 is applied to the base web 10;

25 **[0016]** FIG. 3 is a schematic view of a wrapper having transverse printed bands;

[0017] FIG. 4 is a schematic view of a wrapper having a longitudinally printed band;

30 **[0018]** FIG. 5 is schematic view of a wrapper having a plurality of printed regions extending transversely and spaced longitudinally;

[0019] FIG. 6 is an illustration of a slit banded arrangement;

[0020] FIG. 7 is a perspective view of a smoking article having a tobacco rod constructed with the wrapper disclosed herein;

[0021] FIG. 8 is a schematic of a currently preferred operational layout of facilities for executing the process of FIG. 1; and

5 **[0022]** FIG. 9 is a schematic view of a wrapper having a crenellated banded region.

DETAILED DESCRIPTION

[0023] In a preferred embodiment, a process for making patterned
10 cigarette wrapper paper includes preparing a printing solution, providing a base web of wrapper, and applying the printing solution to the wrapper in a predetermined pattern. The resulting cigarette wrapper provides reduced ignition propensity characteristics for smoking articles fashioned using the cigarette wrapper. Reduced ignition propensity characteristics reflect a
15 lowered capability of an unattended smoking article to cause a substrate to ignite when the smoldering smoking article is inadvertently left on the substrate.

[0024] In the preferred embodiment, the predetermined pattern may include at least one band or printed region, such as a transverse band.
20 Preferably, the predetermined pattern may be applied using a printing technique, such as, for example, gravure printing, flexography, offset printing, inkjet printing, spraying, die printing, or the like. Most preferably, the printing technique used may be gravure printing. Preferably, the predetermined pattern is applied in a single pass. In practicing the preferred
25 embodiments, gravure printing of a starch solution on a single-pass basis is made possible, for example, at commercially acceptable printing speeds.

[0025] To improve the ignition propensity characteristics of a smoking article fashioned from the wrapper, the pattern is preferably applied with a printing solution containing an oxidized starch and formed by a process as
30 described herein. Preferred printing characteristics and film-forming characteristics of the add-on material may be achieved using an aqueous oxidized starch solution having a viscosity ranging from about 40 centiPois

(cP) to about 80 cP as measured using a Brookfield RVDV-2 viscometer with a #1 spindle at 20 rotations per minute (rpm) as measured at 120°F, more preferably in the range of about 40 cP to about 60 cP. At the press or at time of printing, the viscosity is adjusted by an addition of hot water and/or
5 heat to achieve a preferred final, print solution having a viscosity of about 16.5 to 19.5 seconds, as measured by a Zahn #2 cup at 120°F, more preferably about 17 seconds to about 19 seconds. Starch employed for the printing solution preferably may be initially mixed with water to form an aqueous starch mixture having a solids content of about 29% to about 34%
10 (by weight), more preferably about 30% to about 33% (by weight). While various starches may be used, for purposes of this invention it is preferred, without limitation, to use an oxidized starch. Preferred oxidized starches include an oxidized tapioca starch, such as FloMax[®] 8 available from National Starch, LLC. The type (e.g. tapioca) and treatment (e.g. oxidation)
15 provides starch components (e.g. amylose and amylopectin) that are in the preferred molecular weight range.

[0026] Preferably, the printing solution also includes 1, 2-propylene glycol, in amounts sufficient to abate the tendency of the base web to wrinkle in the course of applying and drying an aqueous starch solution during printing (the
20 "anti-wrinkling" effect of propylene glycol). It is presently understood that this effect is achieved at inclusion levels which result in there being, in the final wrapper, a presence of propylene glycol in the bands at a basis weight level of about 0.3 to 0.5 grams per square meter or more. Further teachings regarding inclusion levels of propylene glycol and other "anti-wrinkling"
25 agents are set forth in commonly assigned, U.S. Patent Application Serial No. 61/064,439, "Patterned Wrapper with an Anti-Wrinkling Agent," filed March 8, 2009, the content of which is incorporated herein by this reference thereto. A presently preferred solution may comprise propylene glycol in an amount ranging from about 7% to about 10% by weight based on the total
30 solution weight, starch in an amount of about 21% by weight based on the total solution weight, and calcium carbonate in an amount of about 11% by weight based on the total solution weight.

[0027] It has been further discovered that at preferred inclusion levels, and upon addition of propylene glycol at or near the conclusion of cooking of the aqueous oxidized starch solution, the propylene glycol has additional beneficial effects. Upon its inclusion in a cooked aqueous starch solution, it abates the tendency of the starch components to retrograde or gel, so as to act as a stabilizing agent. It also provides anti-microbial effects in the resulting printing solution. Both of these effects enhance the shelf life of the printing solution. The enhanced shelf life of the printing solution makes it possible to prepare the solution remotely from where printing operations are to occur and to ship the solution. As will be further explained in the teachings which follow, the operational shelf life of the printing solution is further enhanced by maintaining the printing solution in the range of 120 to 150°F, more preferably about 120°F to about 140°F, during transit and/or at the time of printing. Furthermore, inclusion of propylene glycol in the process as taught herein also has the effect of reducing the printing solution's viscosity to levels, which further promotes its printability.

[0028] In an alternative embodiment, other anti-wrinkling agents can be used in addition to, or in lieu of the propylene glycol. Suitable anti-wrinkling agents include polyols, including without limitation, glycerin, glycerol, polyethylene glycol, glucose, sucrose, isomalt, maltitol, sorbitol, xylitol, and other agents exhibiting comparable functionalities.

[0029] Preferably, a conventional filler material, such as calcium carbonate, may be included in the printing solution, as desired, to lighten the printed material to make it less visible on the wrapper and to improve self extinguishment performance of the finished smoking article. Preferably, if included, the calcium carbonate is added to the printing solution just before printing. The calcium carbonate may also help abate wrinkling of the wrapper by reducing the water content in the applied solution. Preferably, the printing solution has a pH in the range of about 4 to about 8, more preferably about 7 to about 8 after calcium carbonate has been added thereto.

[0030] Generally, a predetermined pattern of printing solution may be applied to a base web of a wrapper to obtain improved Ignition Propensity ("IP") characteristics and also to obtain improved Self-Extinguishment ("SE") characteristics. Ignition Propensity is a standard test conducted as set forth in ASTM E 2187--04, "Standard Test Method for Measuring the Ignition Strength of Smoking Articles", which is incorporated herein in its entirety by this reference thereto. Ignition propensity measures the probability that a smoking article, when placed on a substrate, will generate sufficient heat to maintain static burning of the tobacco rod. Low values for IP are desirable as such values correlate with a reduced likelihood that a smoldering smoking article will cause ignition in an underlying substrate.

[0031] Self-Extinguishment or SE herein is a reference to smoldering characteristics of a smoking article under free burn conditions. To evaluate SE, a laboratory test is conducted at a temperature of $23^{\circ}\text{C} \pm 3^{\circ}\text{C}$ and relative humidity of $55\% \pm 5\%$, both of which should be monitored by a recording hygrothermograph. Exhaust hood(s) remove combustion products formed during testing. Prior to testing, smoking articles to be tested are conditioned at $55\% \pm 5\%$ relative humidity and $23^{\circ}\text{C} \pm 3^{\circ}\text{C}$ for 24 hours. Just prior to testing, the smoking articles are placed in glass beakers to assure free air access.

[0032] SE testing takes place within an enclosure or test box. A single port smoking machine or an electric lighter is used to ignite the smoking articles for the test. During testing, an apparatus or "angle holder" holds the smoking articles to be tested by holding an end at angles of 0° (horizontal), 45° , and/or 90° (vertical). Preferably, twenty (20) smoking articles are tested at each of the 0° , 45° , and 90° positions. If more than one apparatus is used, the apparatuses are preferably positioned such that the smoking articles face away from each other to avoid cross interference. If a smoking article goes out before the front line of the smoldering coal reaches the tipping paper, the outcome is scored as "self-extinguishment"; on the other hand, if the smoking article continues smoldering until the front line of the

smoldering coal reaches the tipping paper, then the outcome is scored as "non-extinguishment". Thus, for example, an SE value of 95% indicates that 95% of the smoking articles tested exhibited self-extinguishment under free burn conditions; while an SE value of 20% indicates that only 20% of the smoking articles tested exhibited self-extinguishment under such free burn conditions.

[0033] The SE value may be referred to in terms of "Self-Extinction at 0° value", "Self-Extinction at 45° value", or "Self-Extinction at 90° value", each of which refers to the value of SE at the specified tested angle. In addition, the SE value may be referred to in terms of "Self-Extinction Average value", which refers to an average of the three angular positions: namely, an average of (i) the "Self-Extinction at 0° value", (ii) the "Self-Extinction at 45° value", and (iii) the "Self-Extinction at 90° value". A reference to "Self-Extinction value" or "SE value" does not distinguish between SE at 0°, SE at 45°, SE at 90°, or SE average values and may refer to any one of them.

[0034] Furthermore, the predetermined pattern of printing solution is typically applied to a base web having a permeability in the range of about 10 to about 80 CORESTA units. Preferably, the printing solution forms a film on the base web, when dry, that is effective to locally reduce diffusivity values in the range of 0 to about 0.25 centimeters per second (cm/sec) as measured by a Sodim CO₂ Diffusivity Tester (available from Sodim SAS of France). To measure the diffusivity of a piece of paper using a Diffusivity Tester, the paper is positioned within a clamping head so that the paper separates two vertically arranged chambers. The upper chamber contains a carrier gas, such as nitrogen, while the lower chamber contains a marker gas, such as carbon dioxide. As there is no pressure difference between the two chambers, any migration of gases is due to differences in concentrations of the gases, and there is no permeability effect, which occurs when a pressure difference is maintained between two surfaces of the paper. After a predetermine period of time (e.g., for about 25 seconds), the concentration of carbon dioxide within the nitrogen stream of the upper chamber is

measured in an analyzer. A computer then converts the concentration to diffusivity.

[0035] Various balances or trade-offs need to be made in selection of starch parameters for use in applying films to wrapper. For example, while
5 high molecular weight starch may give rise to effective diffusivity reduction, such high molecular weight starches are of lower solubility, and consequently, must be used in lower concentrations, resulting in a printing solution and with very high water content, which elevates drying requirements and exacerbates the wrinkling of the base web.

10 **[0036]** In the preferred embodiment, as shown in FIG. 1, the printing solution is prepared by adding water 100 and adding oxidized starch 105 to a container in a batch process. The preferred embodiment provides a batch process. In the batch process, the water and an oxidized starch are mixed (step 110) at about 75°F at low speeds of about 15 rotations per minute
15 (rpm) to disperse the starch granulars in water and form an aqueous oxidized starch mixture having a pH in the range of about 4 to about 5.5. In the preferred embodiment, the water may be heated to about 75°F or more before adding (step 105) the oxidized starch thereto. Upon mixing (step 110), the oxidized starch mixture is then heated (step 120) to a temperature
20 in the range of at least about 180°F to at least about 200°F, more preferably about 195°F. Preferably, the temperature is raised over a preferred time interval of about 60 to about 90 minutes, preferably with agitation so as to assure uniformity. Also preferably, the temperature of the heated oxidized starch mixture is then "cooked" by maintaining (step 130) the solution at the
25 aforementioned selected temperature in the range of about 180°F to about 200°F, preferably at about 195°F while mixing for at least about 30 minutes, more preferably at least about 45 minutes. During the heating and maintaining steps, the starch granules (detectable under a microscope) are believed to absorb water, swell, rupture, and release amylose and/or
30 amylopectin into the solution.

[0037] After the heating (step 120) and the maintaining (step 130) the temperature of the aqueous oxidized starch solution, the process preferably

also includes adding (step 150) propylene glycol to the aqueous oxidized starch solution and mixing (step 160) while holding the temperature substantially constant either at aforementioned, selected temperature, or more preferably, at or about 180°F. If, when adding propylene glycol, it is at
5 room temperature, the temperature of the solution may drop from the aforementioned 195°F to a temperature of about 180°F. Once the propylene glycol is added (step 150), the aqueous oxidized starch solution is mixed for at least about 30 minutes to thoroughly disperse the propylene glycol throughout the aqueous oxidized starch solution.

10 **[0038]** Preferably, the aqueous oxidized starch solution is continuously mixed during the heating (step 120), the maintaining (step 130), and after the adding (step 150). Preferably, the propylene glycol is maintained at room temperature or higher before its addition to the aqueous oxidized starch solution. Moreover, the propylene glycol is preferably added as
15 quickly as possible to the aqueous oxidized starch solution. In a batch process, for example, the aqueous oxidized starch mixture can be mixed using low speed, low shear mixing of about 15 rpm in a 1000 gallon tank during the heating (step 120), during the maintaining (step 130), and after the adding propylene glycol to the aqueous oxidized starch solution (step
20 150). Preferably, the mixing (step 160) is conducted while the solution is at an elevated temperature, preferably at about 180°F or above.

[0039] In an alternative embodiment, the heating (step 120) can be accomplished by use of a jet cooker, which produces cooked starch on a substantially continuous basis "on demand", where liquid heated to at least
25 about 180°C is jetted against an impaction surface to break-up granular structures of the starch in the liquid.

[0040] Not wishing to be bound by theory, it is believed that by maintaining the temperature of the aqueous oxidized starch mixture at or above about 195°F, the starch granules are caused to swell, rupture, and release
30 amylose and/or amylopectin therefrom. By adding propylene glycol thereafter, it is believed that the propylene glycol substantially abates recombination thereof so that the film forming capability of the starch printing

solution is preserved for an extended period of time. Moreover, the propylene glycol stays in solution with the starch to provide a substantially homogenous mixture having a low viscosity of less than about 100 cP, more preferably less than about 60 cP, more preferably about 40 cP to about 60
5 cP when measured using a Brookfield RVDV-2 viscometer with a #1 spindle at 20 rpm at 120°F.

[0041] Moreover, it is believed that the addition of propylene glycol to the aqueous oxidized starch solution provides stability and anti-microbial effects, and therefore, improved shelf-life to the printing solution. These effects are
10 evidenced by the solution pH, which does not change (i.e., is substantially constant) for several days after the printing solution has been prepared.

[0042] After addition of propylene glycol (step 160) and the mixing (step 110), the printing solution may be cooled (step 140) to a temperature ranging from about 120°F to about 140°F. Preferably, the printing solution is
15 maintained at a temperature at about or greater than about 120°F to avoid agglomeration and viscosity increase. It has been found that as the solution temperature drops below about 120°F, retrogradation accelerates resulting in undesired gelling of the solution. Once the gelling effect begins, the retrograded condition of the solution is irreversible.

[0043] At a temperature of about 120°F, the printing solution prior to initiation of printing operations preferably has a viscosity of about 40 cP to about 60 cP as measured using a Brookfield RVDV-2 viscometer with a #1 spindle at 20 rpm at 120°F. Also preferably, at a temperature of about 120°F the printing solution has a pH of about 4 to about 5. At the press, just prior
20 to initiation of printing operations either an addition of hot water or an increase in temperature (not higher than 150°F) or both may be used to achieve a desired, final printing viscosity (in the range of about 16.5 to 19.5 sec, more preferably about 17 to 19 sec).
25

[0044] In an embodiment, the printing solution may then be stored in
30 drums/totes and at a temperature of about 120° to about 140° F until use at the time of printing. The drums/totes can be transported using an insulated blanket or heated truck, as needed, while maintaining the drums at a

temperature of at least about 120°F. The drums/totes can also be stored under heated conditions. In the preferred embodiment, the printing solution may also be continuously agitated at low speed during storage. Preferably, the printing solution is used within 72 hours of production. The

5 aforementioned maintenance of temperature, together with the addition of the propylene glycol provide stability to the solution such that a shelf-life of at least 2 or 3 days or longer is achievable.

[0045] In the preferred embodiment, the process may also preferably include adding (step 170) calcium carbonate to the printing solution. In the
10 preferred embodiment, about 300 pounds of the printing solution can be mixed with about 40 pounds of water and about 40 pounds of calcium carbonate while mixing for about 15 to about 25 minutes. Preferably, the mixture is mixed using a Neptune impeller at low speed to suspend the calcium carbonate in the mixture, avoid foaming, and form a printing
15 solution. The calcium carbonate is preferably added just before printing so that the calcium carbonate does not settle out of solution.

[0046] At the converter/printer, the printing solution can then be pumped to a run drum of a printing press. Preferably, the final printing solution (after addition of water and chalk) has a pH of about 7 to about 8 and a viscosity of
20 about 20 cP as measured using a Brookfield RVDV-2 viscometer with a #1 spindle at 20 rpm at 120°F.

[0047] At the press, the process also includes providing a base web of wrapper (step 180) and applying the printing solution to the base web to form a cigarette wrapper (step 190).

25 **[0048]** In the preferred embodiment, the printing solution allows for higher starch loading to the base web, uses less water, and the propylene glycol has a greater anti-wrinkling effect due to a higher concentration of propylene glycol with respect to the water content. These features synergistically substantially reduce wrinkling of the base web and reduce the viscosity of
30 the printing solution so as to enhance printability. For example, after application to a 33 CORESTA base web for a 6.8 mm wide solid band, with a 27 mm band period, about 0.9 grams per square meter (g/m^2) starch, about

0.4 g/m² propylene glycol and about 0.4 g/m² calcium carbonate is deposited on the base web.

[0049] Also in the preferred embodiment, the printing solution as prepared in the manner described above can be applied to a base web using any of a multitude of printing techniques including, by way of example and without limitation, the group consisting of gravure printing, flexography, offset printing, inkjet printing, spraying, and die printing. Other printing processes may also be suitable and are intended to lie within the teachings of this specification. Preferably, however, gravure printing may be used to apply the printing solution to a base web to obtain a patterned cigarette wrapper.

[0050] In the preferred embodiment, as shown in FIG. 2, a base web of wrapper 10 may be fed from a roll 12 into a gravure printing system 14 where a predetermined pattern of printing solution prepared in accord with the foregoing specification is applied to the base web 10. The base web 10, with the newly applied and dried predetermined pattern is rolled onto a "press" roll 16. In otherwise conventional steps, the "press" roll 16 of patterned wrapper may be slit into a plurality of individual bobbins which may be used to fashion tobacco rods for use in making smoking articles, such as cigarettes.

[0051] The gravure printing system 14 may include one or more printing operations. The printing solution described above may be furnished to a reservoir (or sump) 20 from which it is pumped or otherwise supplied to a print cylinder 22 having a patterned surface corresponding to the desired print pattern. That print cylinder 22 rotates in a bath of the printing solution. As the print cylinder 22 rotates, the printing solution is wiped from the roll surface by a doctor blade assembly 23 so that, as the print cylinder 22 contacts the base web 10 at the nip between the print cylinder 22 and the resiliently faced backing roll 24, the printing solution transfers to the base web with the pattern on the surface of the print cylinder 22.

[0052] Preferably, the base web 10, as shown in FIG. 3, typically has a transverse or cross-web direction (shown by the arrow 30) as well as a longitudinal or machine direction (shown by the arrow 32). Also preferably,

the base web 10 typically has both a transverse or cross-web direction as well as a longitudinal or machine direction. As shown, the predetermined pattern of printed material may comprise a single transversely oriented, generally parallel, region or band 34.

5 **[0053]** In another embodiment, the base web 10 may include a predetermined pattern such as one longitudinally extending region or stripe 36, as shown in FIG. 4, of printed material. If desired, the predetermined pattern may also comprise a two-dimensional array of regions 38 arranged in spaced apart, circumferentially offset rows, as shown in FIG. 5, of printed
10 material spaced along and/or transversely of the base web 10 (a patch pattern).

[0054] As shown in FIG. 6, the printed material 310 can be applied as a slit-banded configuration, i.e. two or more closely spaced transverse bands in a group with adjacent groups being spaced by a greater distance, such as
15 that described in commonly-owned U.S. Patent Application Publication No. 2008/0295854, the entire content of which is incorporated herein by reference thereto.

[0055] In one embodiment, one or both circumferentially extending edges can be crenellated as shown in Figures 49-54 of U.S. Patent Application
20 Publication No. 2008/0295854 and described therein. As shown in FIG. 9, a leading edge 500 of each banded region 126 may be crenellated. Optionally, a trailing edge 502 of the banded region may also be crenellated.

[0056] While various arrangements of the crenellated regions may occur to those skilled in the art, one exemplary arrangement is illustrated in the
25 appended figures. For example (see FIG. 9), the banded region 12 may have a leading edge 500 in which the crenels 504 are disposed between merlons 506. In this embodiment, the merlons 506 have a dimension in the transverse direction of the base web 140 which is substantially the same as the dimension in the transverse direction of the crenels 504. As depicted,
30 the merlons 506 and associated crenels 504 may be generally rectangular. If desired, however, the merlons 506 and crenels 504 may have other geometric shapes including, without limitation, quadrilaterals, trapezoids,

triangles, hexagons, and other regular or irregular geometric configurations. The distance between the top of a merlon 506 and the bottom of an adjacent crenel 504 may lie in the range of about 2 mm to about 5 mm, and preferably may be about 3 mm. At the trailing edge of the banded region 126, a
5 similarly crenellated arrangement may also be provided.

[0057] As shown in FIG. 7, a smoking article comprises a tobacco rod 205 and a filter 207, which are attached to one another with a tipping paper 209. The tobacco rod 205 includes a wrapper 210 that is constructed in
accordance with the teachings herein.

10 **[0058]** Figure 8 is a schematic of a currently preferred operational layout of facilities for executing the process of making the printing solution described herein. As shown, the printing solution is prepared at a cooking facility 50 and then shipped 55 to one or more paper converters (presses) 60. During
shipping, the printing solution is maintained at a temperature of about 120°F
15 to about 150°F, more preferably about 120°F to about 140°F, to avoid degradation of the printability (viscosity) and film forming characteristics of the solution. In the preferred embodiment, calcium carbonate can be added to the printing solution at the converter (press) 60 to form the printing
solution. The printing solution is then applied to the base web supplied by a
20 paper manufacturer 65. After application of the printing solution to the base web, the base web is slit and resultant bobbins are sent to the cigarette manufacturer 70 for use in manufacturing cigarettes. Accordingly, a single cooking facility 50 may support operations of any number of converters 60,
which could simplify production and create savings in operational costs and
25 capital.

[0059] In an alternative embodiment, the printing solution can be prepared at the converter (press) 60 so that transport of the solution is not necessary.

[0060] In the preferred embodiment, the process for producing the printing solution as described herein is a batch process. In an alternative
30 embodiment, the process can be a continuous process.

[0061] The following examples are given to illustrate embodiments of the process described herein and should not be construed to limit the scope of such embodiments.

5

Example 1

[0062] Oxidized starch and water are mixed at about 75°F and heated to about 195°F for about 45 minutes with low agitation (low shear mixing) to form a mixture. The solution is removed from heat and propylene glycol is added thereto while mixing for about 30 more minutes while maintaining the solution at a temperature of at least about 180°F. The solution is cooled to a temperature of about 140°F while mixing. The solution is then packed and the temperature of the solution is maintained at a temperature ranging from about 120°F to about 140°F and transported to a location of a press.

[0063] The solution contains about 31% (by weight) starch, about 10% (by weight) propylene glycol and about 59% (by weight) water. At the press or printing operation, about 300 pounds of the solution is then mixed with 40 pounds hot water and about 40 pounds calcium carbonate to form a printing solution having about 21% (by weight) starch, about 8% (by weight) propylene glycol, about 60% (by weight) water and about 11% (by weight) calcium carbonate to form a final, preferred printing solution.

[0064] The solution exhibited desired printability and film-forming characteristics.

Example 2

[0065] About 51 pounds water heated to a temperature of about 70°F to about 80°F is mixed with about 31 pounds of starch powder, such as FloMax[®] 8 available from National Starch, LLC. The water and starch powder are further mixed while heating for about 45 minutes to a temperature of about 200°F to form an aqueous oxidized starch solution. About 10 pounds of either condensed steam or additional water heated to about 200°F is added to the aqueous oxidized starch solution. The aqueous oxidized starch solution is tested using an oven bake method and has a

solids content of about 31%. The viscosity is tested using a Brookfield RVDV-2 viscometer with a #1 spindle at 20 rpm at 120°F, and the aqueous oxidized starch solution is found to have a viscosity of about 50 cP. The aqueous oxidized starch solution has a pH of about 4 to about 5.

- 5 **[0066]** About 8 pounds of propylene glycol are then added to the aqueous oxidized starch solution and is mixed for about 30 minutes at a temperature ranging from about 180°F to about 200°F. The printing solution is then cooled to a temperature of about 130°F. The viscosity is tested again using a Brookfield RVDV-2 viscometer with a #1 spindle at 20 rpm at 120°F, and
10 the printing solution is found to have a viscosity of about 45 cP. Such evidences the favorable effect of the propylene glycol to reduce viscosity. The printing solution is kept under substantially constant agitation, the intensity of which is dependent upon tank size, dimensions and agitator type. Calcium carbonate is added while mixing to suspend the calcium carbonate
15 and form a printing solution which is maintained at a temperature of about 120°F to about 130°F. The printing solution contains about 54.5 pounds of water, about 24.5 pounds of pounds starch, about 10.5 pounds calcium carbonate, and about 10.5 pounds propylene glycol; and has a viscosity of about 17.5 sec to about 18.5 sec as measured by a Zahn #2 cup at 120°F.
- 20 **[0067]** As an alternative, turbidity of the aqueous oxidized starch and propylene glycol solution can also be measured to identify changes in the aqueous oxidized starch and propylene glycol solution before viscosity changes are noticed using viscosity measurements. Turbidity measures the amount of light transmitted through a given quantity of material, and can thus
25 be used as a quality control tool to determine if the aqueous oxidized starch and propylene glycol solution should be used or discarded prior to mixing with calcium carbonate. Thus, the turbidity measurement can be used to determine the film-forming capability of the aqueous oxidized starch and propylene glycol solution.
- 30 **[0068]** In practicing the preferred embodiment of this invention, the step of maintaining the solution temperature in the range of about 120° to about 150°F provides numerous advantages including, without limitation, permitting

high starch content to be attained and maintained in the aqueous solution, and lowering the aqueous solution's viscosity. Accordingly, through use of the temperature maintenance step until the printing step, a desired printing solution is achieved, which solution is suitable for a single pass application to
5 a base web.

[0069] When propylene glycol is applied as an anti-wrinkling agent in accordance with this specification, the propylene glycol also counteracts the tendency of certain microorganisms to thrive in a starch solution at a temperature in the range of about 120° to about 150°F.

10 **[0070]** For gravure printing applications, the phrase "single pass" as used in the specification is intended to mean printing using a single cylinder. For other printing applications, the phrase "single pass" is intended to mean a process where the entire band or pattern is applied at one time.

[0071] When the word "about" is used in this specification in connection
15 with a numerical value, it is intended that the associated numerical value include a tolerance of $\pm 10\%$ around the stated numerical value. Moreover, when reference is made to percentages in this specification, it is intended that those percentages are based on weight, i.e., weight percentages.

[0072] Moreover, when the words "generally" and "substantially" are used
20 in connection with geometric shapes, it is intended that precision of the geometric shape is not required but that latitude for the shape is within the scope of the disclosure. When used with geometric terms, the words "generally" and "substantially" are intended to encompass not only features which meet the strict definitions but also features which fairly approximate
25 the strict definitions.

[0073] It will now be apparent that a new, improved, and nonobvious process for making patterned wrapper has been described in this specification with sufficient particularity as to be understood by one of ordinary skill in the art. Moreover, it will be apparent to those skilled in the
30 art that numerous modifications, variations, substitutions, and equivalents exist for features of the invention which do not materially depart from the spirit and scope of the invention. Accordingly, it is expressly intended that all

such modifications, variations, substitutions, and equivalents which fall within the spirit and scope of the invention as defined by the appended claims shall be embraced by the appended claims.

WHAT IS CLAIMED IS:

1. A process of preparing an aqueous starch solution suitable for printing comprising the steps of:
 - mixing at least water and a starch to form an aqueous starch solution;
 - 5 cooking the aqueous starch solution at a temperature of at least about 180°F for a time sufficient to release at least one of amylopectin and amylose;
 - mixing propylene glycol with the cooked aqueous starch solution in sufficient quantity to provide an anti-wrinkling capacity and an anti-microbial capacity, whereby a printable solution is established; and
 - 10 cooling the printable solution to a temperature in the range of about 120°F to about 150°F.

2. A process for making patterned wrapper of a smoking article comprising the steps of:
 - preparing a printable solution as recited in Claim 1; and
 - providing a base web of wrapper;
 - applying the printing solution to the wrapper in a predetermined pattern; and
 - 20 between said preparing step and said applying step, maintaining the printing solution to a temperature ranging from about 120°F to about 150°F.

3. The process of Claim 1 or Claim 2, wherein the mixing step includes incorporating an oxidized starch.
- 25
4. The process of Claim 1 or Claim 2, further including adding calcium carbonate to said printable solution before said printing.

5. The process of Claim 1 or Claim 2, further including agitating the printing solution during the heating step.
- 30

6. The process of Claim 1 or Claim 2, wherein the printing solution is applied to the base web having a longitudinal direction, in transversely extending bands.
- 5 7. The process of Claim 1 or Claim 2, wherein the printing solution has a pH in the range of about 4 to about 5 after adding propylene glycol.
8. The process of Claim 1 or Claim 2, wherein the base web has a longitudinal direction and wherein the predetermined pattern includes a
10 longitudinally extending stripe.
9. The process of Claim 1 or Claim 2, wherein the base web has a transverse direction and a longitudinal direction and wherein the predetermined pattern includes a plurality of regions extending transversely
15 and spaced longitudinally on the base web.
10. The process of Claim 1 or Claim 2, wherein the printing process is selected from the group comprising gravure printing, flexography, offset printing, inkjet printing, spraying, and die printing.
20
11. The process of Claim 1 or Claim 2, wherein the printing solution is applied in a single pass to the base web.
12. The process of Claim 4, wherein the calcium carbonate is added to
25 the printing solution after the heating and maintaining step and before the printing step.
13. The process of Claim 1 or Claim 2, wherein the printing solution has a viscosity ranging from about 40 cP to about 60 cP after the cooling step as
30 measured using a Brookfield RVDV-2 viscometer with a #1 spindle at 20 rpm at 120°F.

14. The process of Claim 1 or Claim 2, wherein during the maintaining step, the temperature is maintained for at least 30 minutes or more.
15. The process of Claim 1 or Claim 2, wherein the at least water and oxidized starch are mixed at a temperature of about 75°F.
16. The process of Claim 1 or Claim 2, wherein the oxidized starch mixture has a viscosity of about 50 cP to about 80 cP after the heating step measured using a Brookfield RVDV-2 viscometer with a #1 spindle at 20 rpm at 120°F.
17. The process of Claim 1 or Claim 2, wherein the viscosity of the printing solution is about 18 seconds at application to a base web as measured using a Zahn #2 cup at 120°F.
18. A smoking article comprising a tobacco rod, said tobacco rod including a wrapper constructed in accordance with a process set forth in Claim 1 or Claim 2.
19. A process of maintaining acceptable levels of viscosity in an add-on formulation for a printing operation of a banded wrapper of smoking articles comprising:
cooking an aqueous starch solution, said cooking step including addition of propylene glycol at or before conclusion of said cooking; and
maintaining said cooked solution at a temperature in the range of 120°F to 150°F until a time proximal of said printing operation.
20. The process of Claim 19, wherein the maintaining step includes maintaining throughout shipping from a cooking facility to a printing facility.

21. The process of Claim 19, wherein said maintaining step includes maintaining at a printing facility until said cooked solution is allocated to a press of said print facility.

5 22. A process of preparing an aqueous starch solution suitable for printing comprising the steps of:

establishing an aqueous starch mixture by mixing water and a starch;
cooking the aqueous starch mixture by heating for a time and
temperature sufficient to establish a cooked aqueous starch solution; and
10 stabilizing the cooked aqueous starch solution, the stabilizing step including:

maintaining the cooked starch solution above a
temperature at which the cooked starch solution gels; and
adding a stabilizing agent to the solution so as to form a
15 stabilized, cooked aqueous starch solution.

23. The process of Claim 22, wherein the stabilizing agent is propylene glycol and wherein the propylene glycol is added in an amount of about 7% to about 10% by weight based on the weight of the cooked starch solution.

20

24. The process of Claim 1 or Claim 2, wherein the solids content of the printing solution when applied is about 21%, the viscosity of the printing solution ranges from about 16.5 seconds to about 19.5 seconds as measured by a Zahn #2 cup at 120°F, and the printing solution is applied to
25 a base web in a single pass.

25. The process of Claim 12, wherein the propylene glycol quantity is about 7% to about 10% by weight of the printing solution.

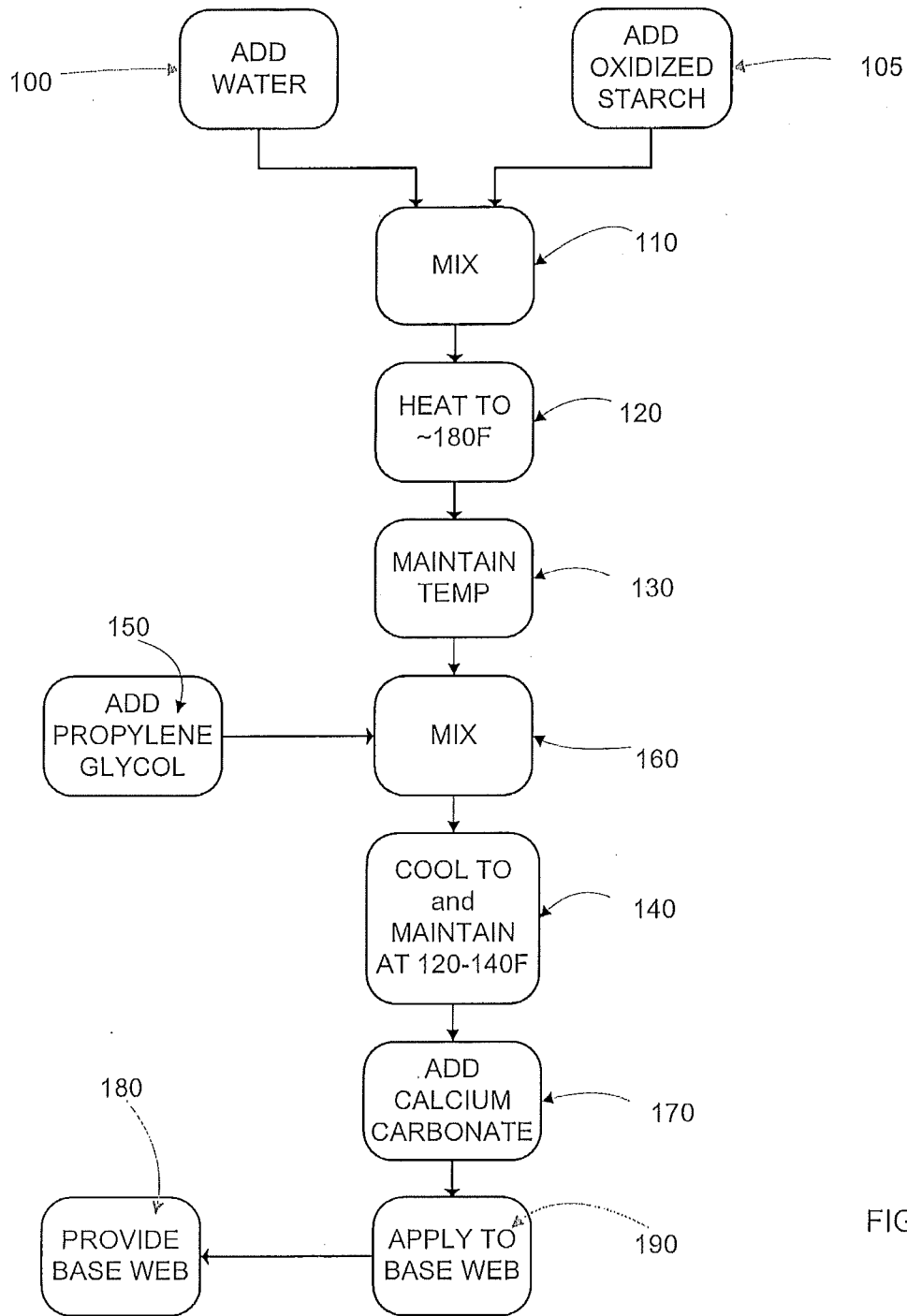


FIG. 1

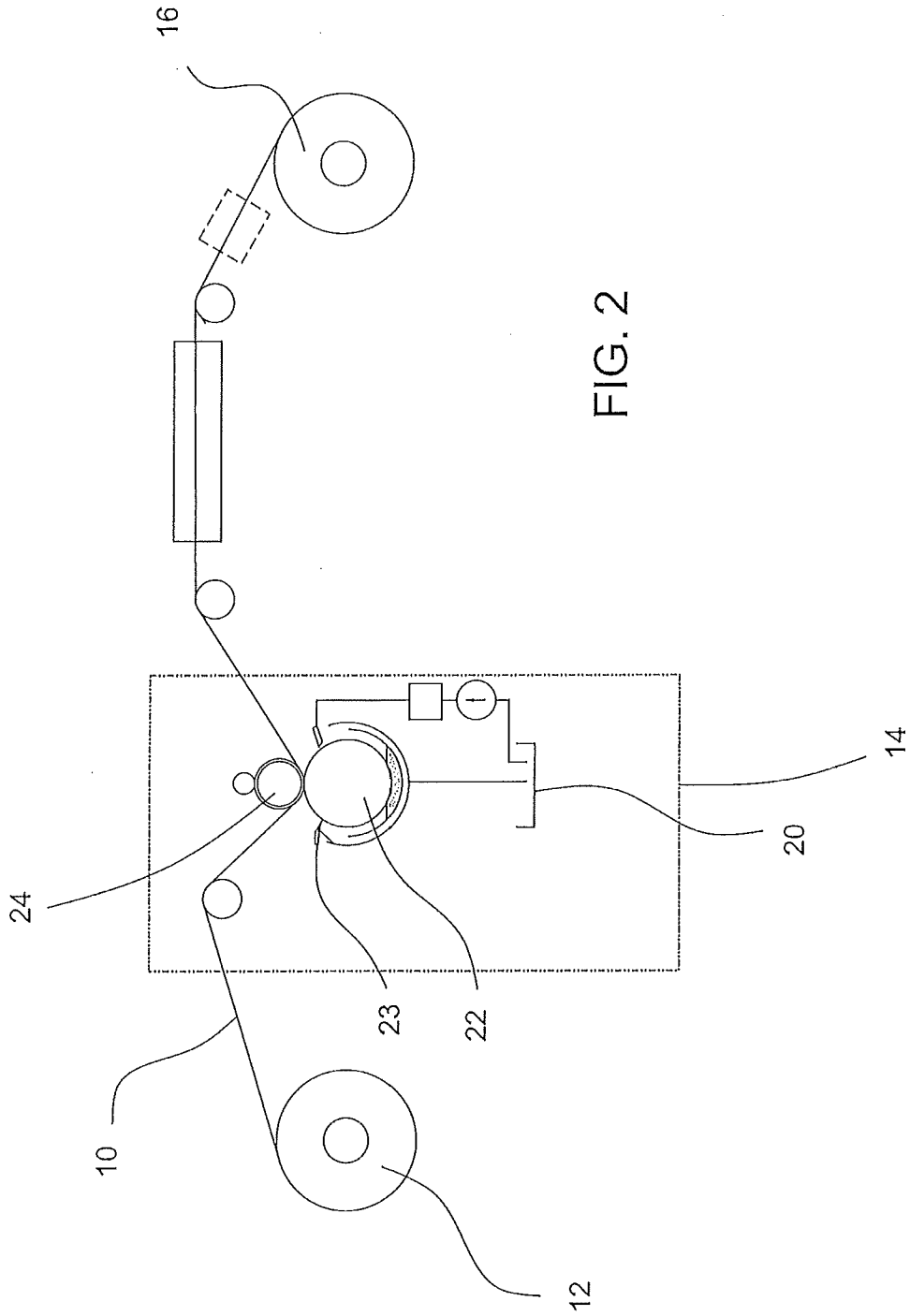


FIG. 2

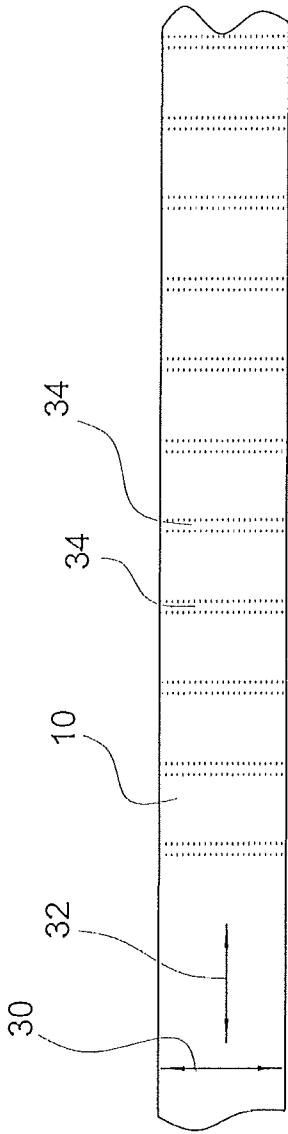


FIG. 3

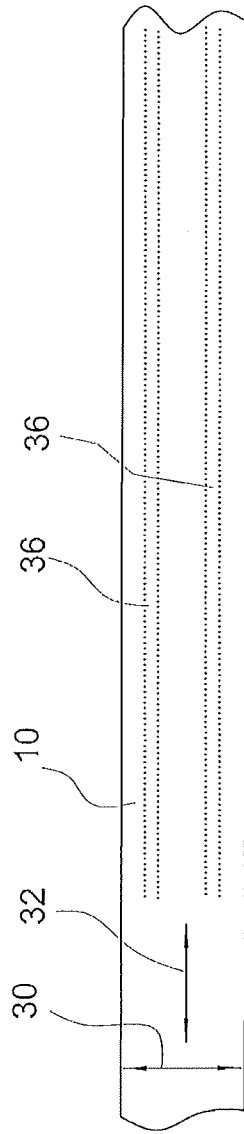


FIG. 4

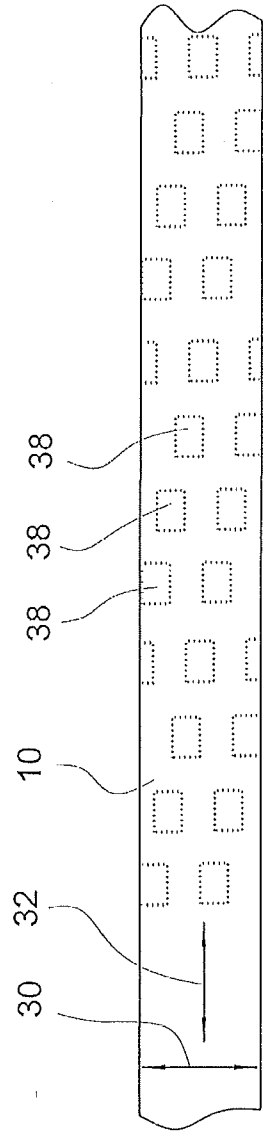


FIG. 5

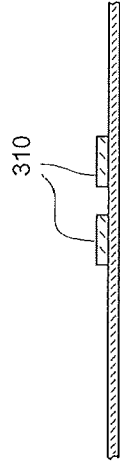


FIG. 6

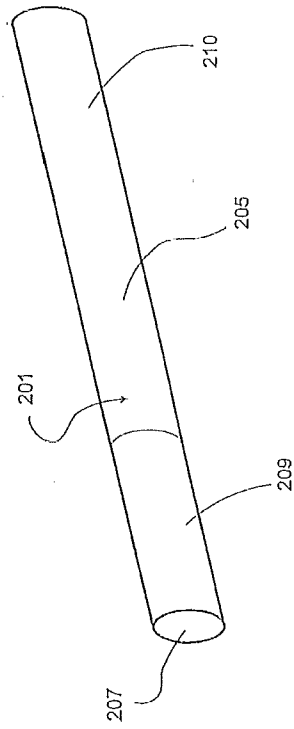


FIG. 7

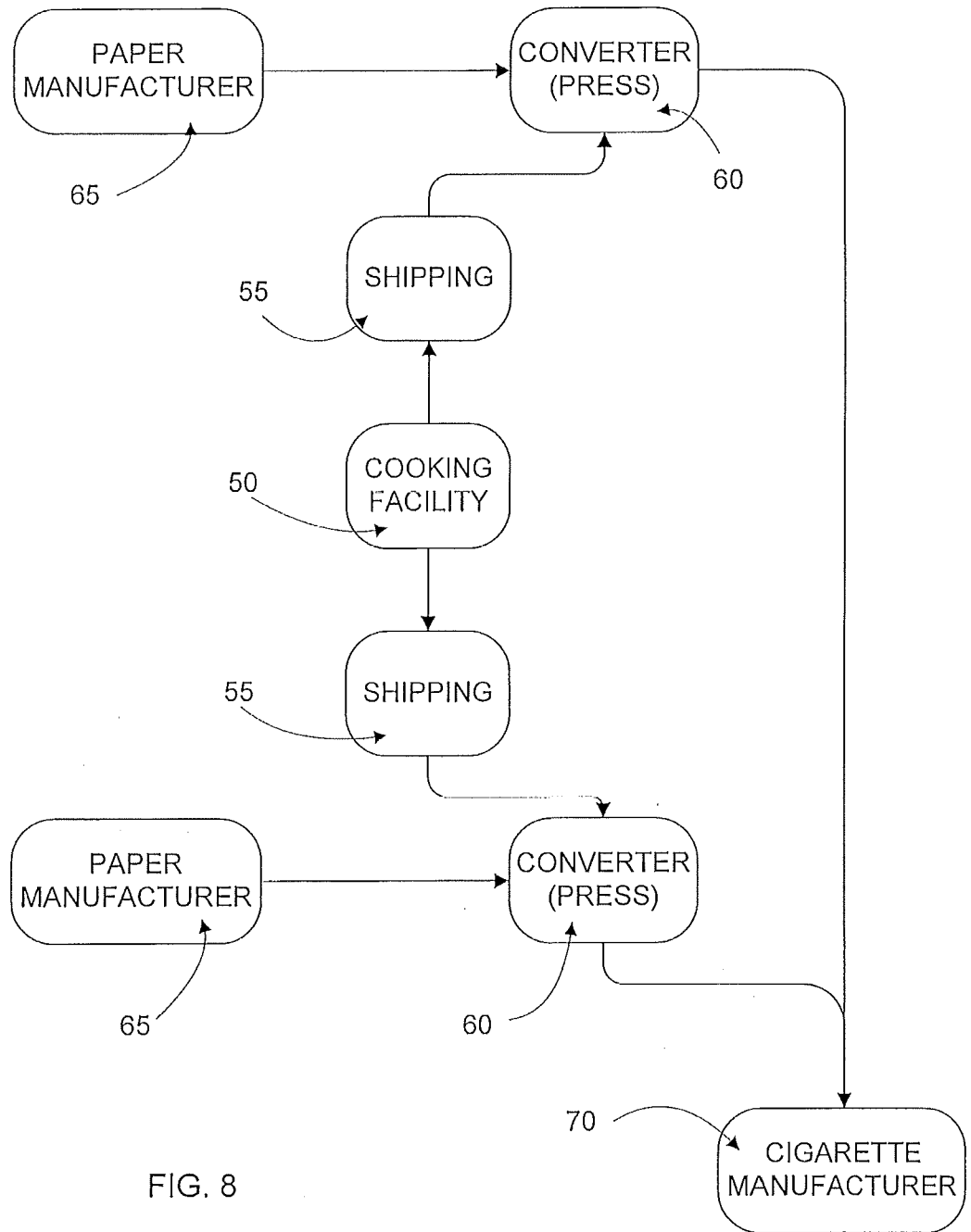


FIG. 8

FIG. 9

