



US00D745565S

(12) **United States Design Patent**
Kim et al.

(10) **Patent No.:** **US D745,565 S**

(45) **Date of Patent:** **** *Dec. 15, 2015**

(54) **TV RECEIVER DISPLAY WITH AN
ANIMATED GRAPHICAL USER INTERFACE**

(71) Applicant: **Samsung Electronics Co., Ltd.,**
Suwon-Si, Gyeonggi-Do (KR)

(72) Inventors: **Min Hyung Kim**, Seoul (KR); **Joosun
Moon**, Seoul (KR); **PillKyoung Moon**,
Anyang-si (KR)

(73) Assignee: **Samsung Electronics Company, Ltd.,**
Gyeonggi-do (KR)

(*) Notice: This patent is subject to a terminal dis-
claimer.

(**) Term: **14 Years**

(21) Appl. No.: **29/445,948**

(22) Filed: **Feb. 19, 2013**

(30) **Foreign Application Priority Data**

Aug. 27, 2012 (KR) 30-2012-0040961

(51) **LOC (10) Cl.** **14-04**

(52) **U.S. Cl.**

USPC **D14/494**; D14/489; D14/492; D14/495

(58) **Field of Classification Search**

USPC D14/485–495; D18/26, 31–33

CPC G06F 3/01; G06F 3/0481; G06F 3/0482;
G06F 3/0483

See application file for complete search history.

(56) **References Cited**

U.S. PATENT DOCUMENTS

D451,520 S * 12/2001 Fukuda D14/485
D593,111 S * 5/2009 Danton D14/485

D651,611 S * 1/2012 Ouilhet et al. D14/489
D662,946 S * 7/2012 Steele et al. D14/492
D667,459 S * 9/2012 Phelan D14/495
D670,739 S * 11/2012 Phelan D14/495
D683,751 S * 6/2013 Carpenter et al. D14/489
D716,326 S * 10/2014 Lee D14/486
D723,585 S * 3/2015 Brunner et al. D14/489
2008/0215240 A1 * 9/2008 Howard et al. 701/213
2009/0113333 A1 * 4/2009 Dellinger et al. 715/771
2013/0132887 A1 * 5/2013 Amin et al. 715/781
2014/0362274 A1 * 12/2014 Christie et al. 348/333.11

* cited by examiner

Primary Examiner — Cathron Brooks

Assistant Examiner — Daniel J Domino

(74) *Attorney, Agent, or Firm* — Harness, Dickey & Pierce

(57) **CLAIM**

We claim the ornamental design for a TV receiver display
with an animated graphical user interface, as shown and
described.

DESCRIPTION

FIG. 1 is the first image in sequence for a TV receiver display
with an animated graphical user interface showing our new
design;

FIG. 2 is a second image thereof;

FIG. 3 is a third image thereof; and,

FIG. 4 is a fourth image thereof.

The appearance of the TV receiver display with an animated
graphical user interface transitions sequentially between the
images shown in FIGS. 1-4. The process or period in which
one image transitions to another forms no part of the claimed
design.

The broken lines shown in the figures area for the purpose of
illustrating portions of the article, and form no part of the
claimed design. The dash dot lines define the boundary of the
claimed design, and form no part of the claimed design.

1 Claim, 2 Drawing Sheets





FIG. 1




FIG. 2




FIG. 3

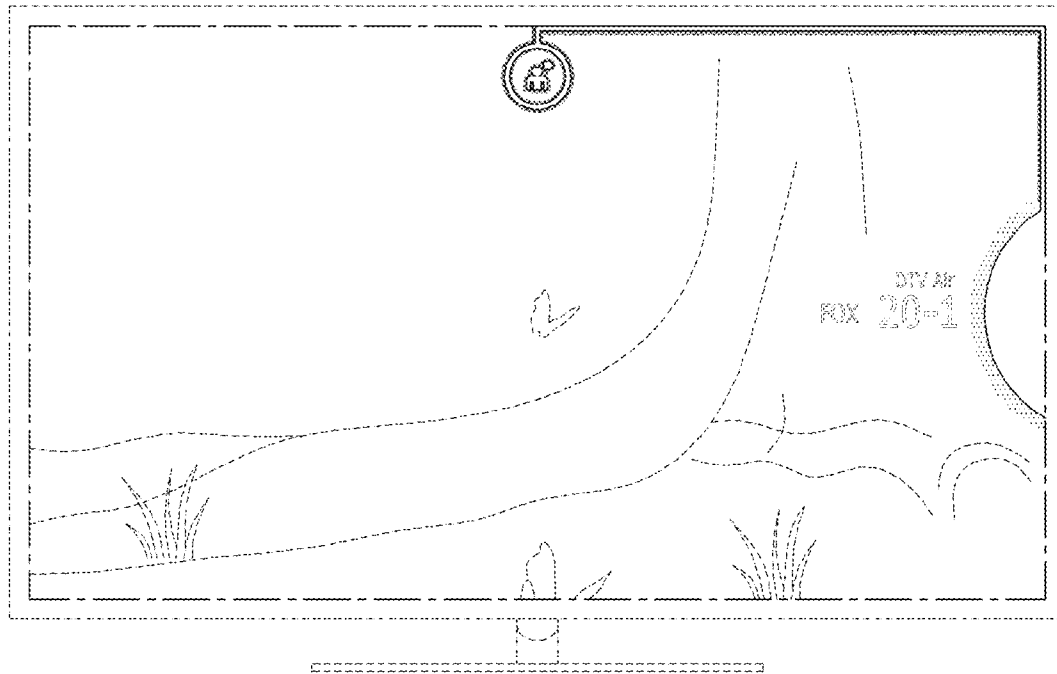


FIG. 4

