

(19) World Intellectual Property Organization  
International Bureau



(43) International Publication Date  
8 September 2006 (08.09.2006)

PCT

(10) International Publication Number  
WO 2006/092677 A1

- (51) International Patent Classification:  
C08G 73/10 (2006.01) B01D 71/64 (2006.01)
- (21) International Application Number:  
PCT/IB2006/000073
- (22) International Filing Date: 18 January 2006 (18.01.2006)
- (25) Filing Language: English
- (26) Publication Language: English
- (30) Priority Data:  
11/070,041 2 March 2005 (02.03.2005) US
- (71) Applicant (for all designated States except US): L'AIR LIQUIDE-SOCIETE ANONYME A DIRECTOIRE ET CONSEIL DE SURVEILLANCE POUR L'ETUDE ET L'EXPLOITATION DES PROCEDES GEORGES CLAUDE [FR/FR]; 75 quai d'Orsay, F-75321 Paris Cedex 07 (FR).
- (72) Inventors; and
- (75) Inventors/Applicants (for US only): EKINER, Okan Max [US/US]; 2315 Empire Drive, Wilmington, DE 19810 (US). SIMMONS, John W [IN/US]; 1501 Turkey Run Road, Wilmington, DE 19803 (US).
- (81) Designated States (unless otherwise indicated, for every kind of national protection available): AE, AG, AL, AM,

AT, AU, AZ, BA, BB, BG, BR, BW, BY, BZ, CA, CH, CN, CO, CR, CU, CZ, DE, DK, DM, DZ, EC, EE, EG, ES, FI, GB, GD, GE, GH, GM, HR, HU, ID, IL, IN, IS, JP, KE, KG, KM, KN, KP, KR, KZ, LC, LK, LR, LS, LT, LU, LV, LY, MA, MD, MG, MK, MN, MW, MX, MZ, NA, NG, NI, NO, NZ, OM, PG, PH, PL, PT, RO, RU, SC, SD, SE, SG, SK, SL, SM, SY, TJ, TM, TN, TR, TT, TZ, UA, UG, US, UZ, VC, VN, YU, ZA, ZM, ZW.

(84) Designated States (unless otherwise indicated, for every kind of regional protection available): ARIPO (BW, GH, GM, KE, LS, MW, MZ, NA, SD, SL, SZ, TZ, UG, ZM, ZW), Eurasian (AM, AZ, BY, KG, KZ, MD, RU, TJ, TM), European (AT, BE, BG, CH, CY, CZ, DE, DK, EE, ES, FI, FR, GB, GR, HU, IE, IS, IT, LT, LU, LV, MC, NL, PL, PT, RO, SE, SI, SK, TR), OAPI (BF, BJ, CF, CG, CI, CM, GA, GN, GQ, GW, ML, MR, NE, SN, TD, TG).

**Declaration under Rule 4.17:**

— as to the applicant's entitlement to claim the priority of the earlier application (Rule 4.17(iii))

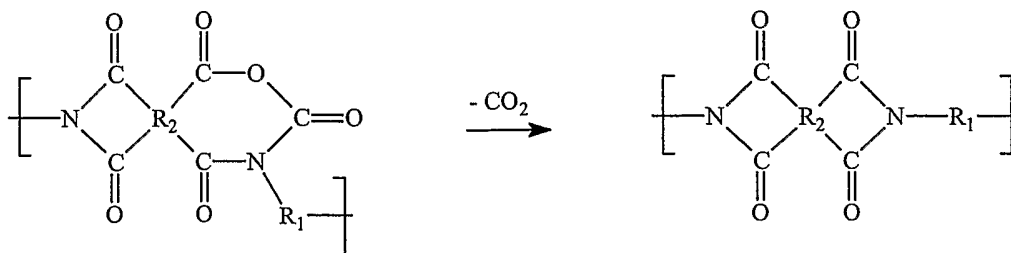
**Published:**

— with international search report

For two-letter codes and other abbreviations, refer to the "Guidance Notes on Codes and Abbreviations" appearing at the beginning of each regular issue of the PCT Gazette.

(54) Title: IMPROVED SEPARATION MEMBRANE BY CONTROLLED ANNEALING OF POLYIMIDE POLYMERS

Imidization of Seven-membered Anhydride-Isocyanate Intermediate



(57) Abstract: This abstract discusses membranes needed to separate fluids for the production of oxygen-enriched air, nitrogen-enriched-air, for the separation of carbon dioxide from hydrocarbons, and the separation of hydrogen from various petrochemical and oil refining streams. Membranes are needed that provide a resistance to interaction with process components or contaminants, provide the mechanical strength required to withstand high membrane differential pressures and high process temperatures, and exhibit sufficient maximum strain such that membranes are not brittle and can easily be formed into desirable membrane forms. Membranes of polyimide polymers, particularly polyimide polymers sold under the trade name P-84, are annealed in a controlled annealing step to improve the mechanical properties of the polymers used to make separation membranes. The resulting annealed polyimide polymer is used to produce various forms of high strength, chemically resistant membranes, including hollow-fiber membranes that are suitable for high pressure, high temperature applications.

WO 2006/092677 A1



commercially use to produce gas separation membranes, particularly hollow fiber membranes.

The references discussed below describe separation membranes known in the art and disclose information relevant to polyimide polymer membranes. However, these references suffer from one or more of the disadvantages discussed above.

U.S. Patent No. 4,705,540 discloses highly permeable polyimide gas separation membranes prepared from phenylene diamines having substituents on all positions ortho to the amine functions and a rigid dianhydride or mixtures thereof, specifically pyromellitic dianhydride (PMDA) and 4, 4'-(hexafluoroisopropylidene)-bis (phthalic anhydride) (6FDA).

U.S. Patent No. 4,717,393 shows that polyimides incorporating at least in part 3, 3', 4, 4'-benzophenone tetracarboxylic dianhydride and phenylene diamines having substituents on all positions ortho to the amine functions can be photo chemically crosslinked. Photochemical crosslinking is not considered a practical method for fabricating cost-effective gas separation membranes.

U.S. Patent No. 4,880,442 discloses highly permeable polyimide gas separation membranes prepared from phenylene diamines having substituents on all positions ortho to the amine functions and essentially nonrigid dianhydrides.

U.S. Patent No. 5,055,116 and U.S. Patent No. 5,635,067 describe blends of polyimides designed to attempt to create a membrane with desirable performance properties. Polymeric blending has traditionally been thought to be problematic or result in poor mechanical properties, and limited range of fluid transport properties.

U.S. Patent Nos. 4,532,041, 4,571,444, 4,606,903, 4,836,927, 5,133,867, 6,180,008, and 6,187,987 disclose membranes based on a polyimide copolymer derived from the co-condensation of benzophenone 3, 3', 4, 4'-tetracarboxylic acid dianhydride (BTDA) and a mixture of di(4-aminophenyl)methane and a mixture of toluene diamines useful for liquid separations.

U.S. Patent Nos. 5,605,627, 5,683,584, and 5,762,798 disclose asymmetric, microporous membranes based on a polyimide copolymer derived from the co-condensation of benzophenone-3, 3', 4, 4'-tetracarboxylic acid dianhydride (BTDA) and a mixture of di(4-aminophenyl)methane and a mixture of toluene diamines useful for liquid filtration or dialysis membranes.

It is highly desirable to create a membrane that can be used commercially in applications such as the production of oxygen-enriched air, production of nitrogen-enriched-air for inerting and blanketing, separation of carbon dioxide from methane or nitrogen for the upgrading of natural gas streams, and the separation of hydrogen from various petrochemical and oil refining streams. The desired membranes should exhibit a resistance to interaction of the material with the process and the resulting plasticizing of the membrane. Furthermore, membranes should have superior mechanical properties to allow the use of the membranes in high differential pressure applications, and should be capable of easily processing into membranes of the desired configuration (such as a hollow fiber membrane). Thus, membranes with a good balance of high productivity and selectivity for the fluids of interest, and persistently good separation performance despite long-term contact with aggressive process composition, pressure and temperature conditions are desired.

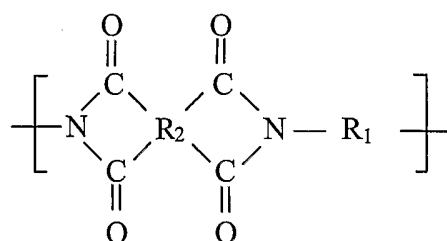
### Summary

The membranes of the invention satisfy the need to have membranes that exhibit a resistance to interaction of the material with the process and the resulting plasticizing of the membrane. Furthermore, membranes of the invention have surprisingly superior mechanical properties, resulting in superior performance when exposed to high membrane differential pressures and high process temperatures. The membranes of the invention are pliable (not brittle), and are capable of processing into membranes of a wide variety of desired configurations (particularly hollow fiber membranes). The membranes of the invention have a good balance of high productivity and selectivity for the fluids of interest, and persistently good separation

performance despite long-term contact with aggressive process compositions, pressure and temperature conditions.

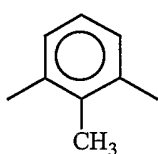
The present invention provides a membrane for fluid separation containing an annealed polyimide polymer, wherein the annealed polyimide polymer comprises a number of first repeating units of formula (I), which is described below. Commercially available virgin polyimide polymer is subjected to an annealing process to form the annealed polyimide polymer of the current invention, which surprisingly increases the mechanical properties of the final membrane.

The first repeating units of the annealed polyimide polymer are of a formula (I):

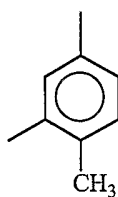


(I)

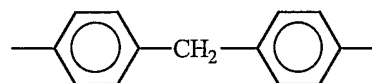
In formula (I), R<sub>1</sub> is a molecular segment of a formula (A), formula (B), formula (C), or mixtures of formula (A), formula (B), and formula (C), where formula (A), formula (B), and formula (C) are:



(A)

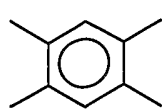


(B)

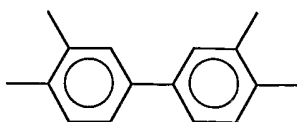


(C)

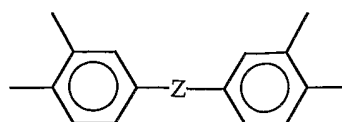
Furthermore, in formula (I), R<sub>2</sub> is a molecular segment of a formula (Q), formula (S), formula (T), or mixtures of formula (Q), formula (S), and formula (T), where formula (Q), formula (S), and formula (T) are:



(Q)

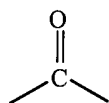


(S)

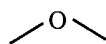


(T)

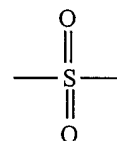
In formula (T) above, Z is a molecular segment of a formula (L), formula (M), formula (N), or mixtures of formula (L), formula (M), and/or formula (N), where formula (L), formula (M), and formula (N) are:



(L)



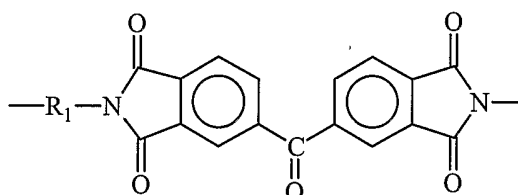
(M)



(N)

5

Referring to the annealed polyimide polymer discussed above, the first repeating units may alternately be of a formula (Ia), where formula (Ia) is:



(Ia)

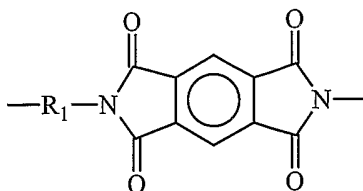
In formula (Ia),  $R_1$  is a molecular segment having a composition of  
 10 formula (A), formula (B), or formula (C), or a mixture of formula (A), formula  
 (B), or formula (C) in the first repeating units and where formula (A), (B), and  
 (C) are those described above.

In another alternate embodiment of formula (Ia), the  $R_1$  in formula (Ia)  
 has a composition of formula (A) in about 10-25% of the first repeating units,  
 15 formula (B) in about 55-75% of the first repeating units, and formula (C) in  
 about 20-40% of the first repeating units.

In another alternate embodiment of formula (Ia), the molecular  
 segment  $R_1$  has a composition of formula (A) in about 16% of the first

repeating units, formula (B) in about 64% of the first repeating units, and formula (C) in about 20% of the first repeating units.

Again, referring to the annealed polyimide polymer, the first repeating units may alternately be of a formula (Ib), shown below.



(Ib)

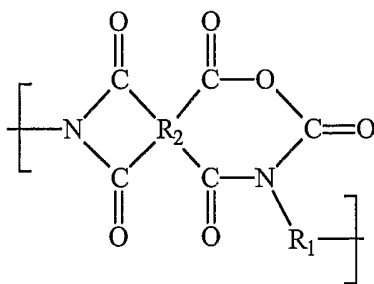
5

In formula (Ib),  $R_1$  is a molecular segment having a composition of formula (A), formula (B), or mixtures of formula (A) and formula (B) in the first repeating units where formula (A), and (B) are described above.

Again, referring to the annealed polyimide polymer, the first repeating units may alternately be of formula (Ia), and/or formula (Ib), wherein formula (Ia) and formula (Ib) are described above.

10

In one embodiment of the invention, the annealed polyimide polymer contains a number of second repeating units of formula (II):



(II)

15

wherein  $R_1$  and  $R_2$  are moieties as defined for formula (I) above, and wherein the annealed polymer contains less than 3 mol% of the second repeating units.

In other alternate embodiments, the annealed polyimide polymer  
5 contains less than about 1 mole % of the second repeating units, and in one embodiment, the annealed polyimide polymer is substantially void of the second repeating units.

The polyimide polymer is typically, but not necessarily, a polyimide polymer sold under the tradename P84, P84HT, or mixtures thereof.

10 The annealed polyimide polymers of the current invention can be made into any membrane form, and are particularly suited for the production of hollow fiber membranes. Membranes of the annealed polyimide polymer exhibit a surprisingly high maximum strain of above about 50% and furthermore above about 100%.

15 A process for producing a fluid separating membrane and the product produced by the process includes the steps of:

- (a) providing a polyimide polymer comprising a number of first repeating units of formula (I) as described above;
- (b) annealing the polyimide polymer to form an annealed  
20 polyimide polymer;
- (c) synthesizing a concentrated solution, wherein the concentrated solution comprises a solvent and the annealed polyimide polymer; and
- (d) forming a membrane.

25

In alternate embodiments of the process above:

- (a) the annealing step is conducted by a process of mechanical annealing, thermal annealing, or  
30 combinations thereof;
- (b) the annealing step is conducted for a period of time of about 6-30 hours at a temperature of about 100-250 °C;
- (c) the annealing step is conducted under a vacuum of greater than about 15 inches of mercury;

- (d) the annealed polyimide polymer comprises less than about 1 to about 3 mole % of a second repeating unit wherein the second repeating unit is a moiety for formula (II) as described above; and
- 5 (e) the concentrated solution contains about 30 weight % of the annealed polyimide polymer, wherein the solvent is NMP, and wherein the concentrated solution has a zero-shear complex viscosity of greater than about 90 Pa·s at 40°C.

10 Furthermore, this invention includes a method of separating one or more fluids from a fluid mixture comprising the actions of:

- (a) providing a fluid separation membrane of the current invention;
- 15 (b) contacting a fluid mixture with a first side of the fluid separation membrane thereby causing a preferentially permeable fluid of the fluid mixture to permeate the fluid separation membrane faster than a less preferentially permeable fluid to form a permeate fluid mixture enriched in the preferentially permeable fluid on a second side of the fluid separation membrane, and a retentate fluid mixture depleted in the preferentially permeable fluid on
- 20 the first side of the fluid separation membrane; and
- (c) withdrawing the permeate fluid mixture and the retentate fluid mixture separately.

25

### Brief Description of Drawings

For a further understanding of the nature and objects of the present invention, reference should be made to the following detailed description, taken in conjunction with the accompanying drawings, in which like elements

30 are given the same or analogous reference numbers and wherein:

- Figure 1 shows the conversion of a seven-membered anhydride-isocyanate intermediate moiety to an imide moiety;

- Figure 2 shows the chemical reaction that forms a seven-membered anhydride-isocyanate intermediate moiety;
- Figure 3 shows the chemical structure of the components of two polyimide polymers;
- 5 - Figure 4 shows NMR results from analysis of virgin polyimide polymers;
- Figure 5 shows NMR results from analysis of virgin polyimide polymers;
- Figure 6 shows the evolution of CO<sub>2</sub> during annealing of a  
10 sample of P84 polyimide;
- Figure 7 shows the dynamic rheology of polyimide polymer samples before annealing;
- Figure 8 shows the dynamic rheology of polyimide polymer samples after annealing;
- 15 - Figure 9 shows the dynamic rheology of polyimide polymer samples before and after annealing;
- Figure 10 shows the dynamic rheology of polyimide polymer samples before and after annealing using mechanical and thermal annealing processes; and
- 20 - Figure 11 shows the dynamic rheology of polyimide polymer samples before and after annealing.

### **Description of Preferred Embodiments**

The present invention provides a membrane for fluid separation  
25 comprising a polyimide polymer that has been subjected to an annealing step (an annealed polyimide polymer), wherein the annealed polyimide polymer contains a number of first repeating units of formula (I) which is described below. Other components can be present in the polymer such as, processing aids, chemical and thermal stabilizers and the like, provided that they do not  
30 significantly adversely affect the separation performance of the membrane. Furthermore, the present invention includes a method of producing a polyimide polymer membrane for fluid separation using the annealing process

of the current invention, a membrane for fluid separation produced by that method, and a process of using the membrane for fluid separation.

As used in this application, a "repeating unit" is a molecular segment in the polymer chain backbone that repeats itself regularly along the polymer chain. In this respect, the term repeating units is meant to cover all portions of such polymers and any number of the repeating units.

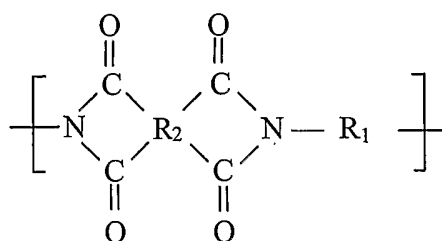
As used in this application, an "imidized polymer" or "annealed polyimide polymer", is a polyimide polymer that has been exposed to the structure-altering thermal or mechanical treatment process of the current invention.

As used in this application, a "virgin polyimide polymer", is a polyimide polymer that has not been exposed to the annealing process of the current invention.

As used in this application, "P84" or "P84HT" refers to polyimide polymers sold under the tradenames P84 and P84HT, respectively from HP Polymers GmbH.

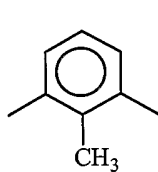
The membrane of the current invention comprises a polyimide polymer that has been subjected to an annealing step (an annealed polyimide polymer), wherein the annealed polyimide polymer comprises a number of first repeating units of formula (I), which is described below.

The first repeating units of the annealed polyimide polymer are of a formula (I):

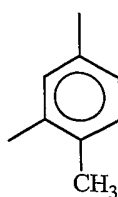


(I)

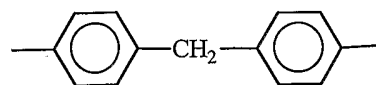
In formula (I), R<sub>1</sub> is a molecular segment of a formula (A), formula (B), formula (C), or mixtures of formula (A), formula (B), and formula (C), where formula (A), formula (B), and formula (C) are:



(A)

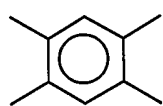


(B)

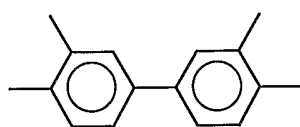


(C)

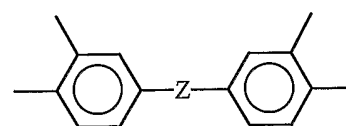
Furthermore, in formula (I),  $R_2$  is a molecular segment of a formula (Q), formula (S), formula (T), or mixtures of formula (Q), formula (S), and formula (T), where formula (Q), formula (S), and formula (T) are:



(Q)



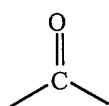
(S)



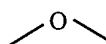
(T)

5

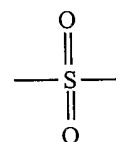
In formula (T) above, Z is a molecular segment of a formula (L), formula (M), formula (N), or mixtures of formula (L), formula (M), and/or formula (N), where formula (L), formula (M), and formula (N) are:



(L)



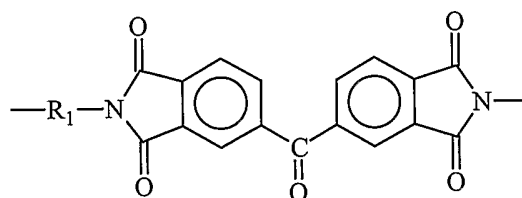
(M)



(N)

10

Referring to the annealed polyimide polymer, the first repeating units may alternately be of a formula (Ia), where formula (Ia) is:



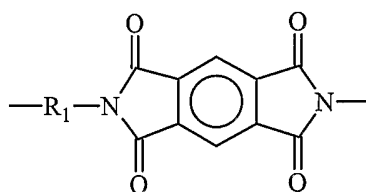
(Ia)

In formula (1a),  $R_1$  is a molecular segment having a composition of formula (A), formula (B), or formula (C), or a mixture of formula (A), formula (B), or formula (C) in the first repeating units and where formula (A), (B), and (C) are those described above.

5 In another alternate embodiment of formula (1a), the  $R_1$  in formula (1a) has a composition of formula (A) in about 10-25% of the first repeating units, formula (B) in about 55-75% of the first repeating units, and formula (C) in about 20-40% of the first repeating units.

10 In another alternate embodiment of formula (1a), the molecular segment  $R_1$  has a composition of formula (A) in about 16% of the first repeating units, formula (B) in about 64% of the first repeating units, and formula (C) in about 20% of the first repeating units.

Again, referring to the annealed polyimide polymer, the first repeating units may alternately be of a formula (1b), shown below.



(1b)

15

In formula (1b),  $R_1$  is a molecular segment having a composition of formula (A), formula (B), or mixtures of formula (A) and formula (B) in the first repeating units where formula (A), and (B) are described above.

20 Again, referring to the annealed polyimide polymer, the first repeating units may alternately be of formula (1a), and/or formula (1b), wherein formula (1a) and formula (1b) are described above.

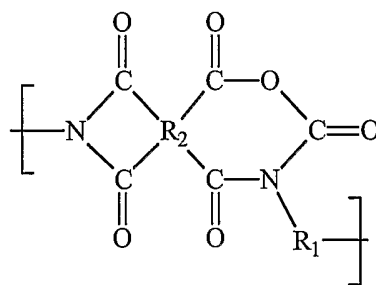
25 In preferred membranes of the current invention, the annealed polyimide polymer makes up about 20-80% of the membrane by weight (wt%). In one preferred embodiment, membranes are produced from an annealed polyimide polymer made from a polyimide polymer belonging to the family of polyimide polymers sold under the tradenames P84, P84HT, or mixtures thereof. The polyimide polymer is annealed in a controlled manner,

as described herein below, to form an annealed polyimide polymer, which is then made into the membrane of the current invention. The controlled annealing process allows the polymer to be used to produce a desirable membrane with surprising performance and strength characteristics.

- 5 Furthermore, the annealing process allows the polyimide polymers to be used to produce membranes in forms that are highly desirable. One preferred membrane form is a hollow fiber. Membranes of the current invention have a maximum strain of above about 50%, preferably above about 100%.

The annealed polyimide polymers are suitable molecular weight to be film forming and pliable so as to be capable of being formed into continuous films or membranes. The annealed polyimide polymers of this invention preferably, but not necessarily, have an inherent viscosity within the range of about 0.52 to about 0.62 deciliters/gram (dl/gm) and more preferably about 0.54 to about 0.6 dl/gm.

- 15 In one embodiment of the current invention, the annealed polyimide polymer contains less than 3 mole % of a second repeating unit of formula (II):



(II)

- wherein  $R_1$  and  $R_2$  are moieties as defined for formula (I) above, and wherein the annealed polymer contains less than 3 mol% of the second repeating units.
- 20

In another embodiment, the annealed polyimide polymer comprises less than about 1 mole % second repeating units. In still another embodiment, the annealed polyimide polymer is substantially void of second repeating units.

5 The membranes of the current invention are produced by a process comprising the actions of:

- a) providing a polyimide polymer comprising a number of first repeating units of formula (I) as described above;
- b) annealing the polyimide polymer to form an annealed polyimide polymer;
- 10 c) synthesizing a concentrated solution, wherein the concentrated solution comprises a solvent and the annealed polyimide polymer; and
- d) forming a membrane.

15 In one embodiment of the current invention, the polyimide polymer contains a number of second repeating units of formula (II) as described above. The virgin polyimide polymer of this embodiment typically contains greater than 3 mole % of the second repeating units, and in some embodiments contains from 3 to 10 mole % of the second repeating units.

20 The annealing step of the current invention decreases the number of second repeating units contained in the annealed polyimide polymer to less than about 3 mole %. In other embodiments, the annealing step decreases the number of second repeating units contained in the annealed polyimide polymer to less than about 1 mole %, or removes substantially all of the  
25 second repeating units.

The annealing step can be performed by any annealing process known to one of ordinary skill in the art. Preferable processes for annealing include, but are not limited to mechanical, thermal annealing, or combinations thereof.

30 The concentrated solution referenced in the synthesis step of current invention preferably, but not necessarily, contains about 30 weight % (wt%) of the annealed polyimide polymer in NMP solvent. The zero-shear complex viscosity for the concentrated solutions containing NMP and 30 wt% of virgin (non-annealed) polyimide polymers, and NMP and 30 wt% of annealed

polyimide polymer are shown in Figures 7-11. The concentrated solution containing the annealed polyimide polymer in one embodiment has a zero-shear complex viscosity of greater than about 90 Pa·s at 40°C, in another of greater than about 150 Pa·s at 40°C, and in yet another of about 150 Pa·s to  
5 about 500 Pa·s at 40°C.

The polyimide polymer of the current invention is preferably, but not necessarily, a polyimide polymer belonging to the family of polyimide polymers sold under the tradenames P84, P84HT, or mixtures of P84 and P84HT. One preferred polyimide polymer has an inherent viscosity of greater  
10 than about 0.52 dl/gm before the annealing step. In another embodiment, the annealed polyimide polymer has an inherent viscosity of greater than about 0.58 dl/gm after the annealing step. One preferred process of annealing increases the inherent viscosity of the virgin polyimide polymer by at least about 5%.

15 The current invention includes a method of separating one or more fluids from a fluid mixture comprising the actions of:

- (a) providing a fluid separation membrane of the current invention;
- (b) contacting a fluid mixture with a first side of the fluid  
20 separation membrane thereby causing a preferentially permeable fluid of the fluid mixture to permeate the fluid separation membrane faster than a less preferentially permeable fluid to form a permeate fluid mixture enriched in the preferentially permeable fluid on a second side of  
25 the fluid separation membrane, and a retentate fluid mixture depleted in the preferentially permeable fluid on the first side of the fluid separation membrane; and
- (c) withdrawing the permeate fluid mixture and the retentate fluid mixture separately.

30 The novel method can operate under a wide range of conditions and is thus adapted to accept feed streams supplied from a diverse range of sources. If the feed stream is a fluid that exists already at a sufficiently high pressure and a pressure gradient is maintained across the membrane, the

driving force for separation can be adequate without raising feed stream pressure farther. In one preferred embodiment, the driving force for separation is a pressure gradient across the membrane of about 0.60 to about 13.8 MegaPascals (MPa) (100-2000 psi). In another preferred method, the pressure gradient is in a range of about 6.9 to about 13.8 MPa (1000-2000 psi).

One preferred method feeds a fluid mixture to the fluid separation membrane that comprises carbon dioxide and methane. Another preferred method feeds a fluid mixture to the fluid separation membrane that comprises carbon dioxide and methane, and the pressure gradient across the membrane is in a range of about 6.9 to about 13.8 MPa (1000- 2000 psi).

The annealing step of the current invention is a controlled anneal. The current method controls the temperature and time of the annealing step to achieve the desired results on the polymer structure. One method of annealing places commercially available virgin polyimide polymer in an oven or rotary dryer for a specified period of time where the temperature and atmospheric conditions are controlled. The temperature in the oven or rotary dryer is preferably about 100-250°C, more preferably about 140-180°C. The oven or rotary dryer is preferably, but not necessarily, placed under a vacuum of greater than 15 inches of mercury, more preferably greater than 20 inches of mercury, and even more preferably about 20 to 25 inches of mercury. The polyimide polymer is held at the above conditions for about 6-30 hours, and more preferably about 10-16 hours. Furthermore, this method optionally may include a nitrogen sweep of the oven or rotary drier to remove gases evolving from the polyimide polymer. Preferred polyimide polymers include, but are not limited to, polyimide polymers sold under the tradename P84 or P84HT.

Controlled annealing of these polyimide polymers is beneficial in increasing the molecular weight (MW) and degree of imidization. In one embodiment, controlling the annealing step at about 160°C for 12 hours in a convection oven and commercially utilized rotary dryers under high levels of vacuum (20 to 25 inches of mercury) with nitrogen sweep gas results in an increase in MW and degree of imidization of the polymer while retaining the ability of the polymer to dissolve in several aprotic solvents that can be utilized

in fiber spinning. Excessive annealing at higher temperatures and longer times impairs dissolution due to enhanced long chain branching and crosslinking reactions; therefore, excessive annealing is not desirable.

Concentrated spin dope solutions synthesized with the annealed  
5 polyimide polymer exhibit an increase in zero-shear viscosity over solutions synthesized with the virgin polyimide polymer. The increase in zero-shear viscosity enhances spinnability of the annealed polymer, thus allowing hollow fiber membranes to be easily produced from annealed polyimide polymers. Furthermore, fibers spun from spin dope formulations prepared from  
10 polyimide polymer subjected to a controlled anneal exhibit surprisingly enhanced mechanical properties, particularly maximum strain, necessary for gas separation module forming operations as well as capability for stable operation at high temperature and pressure in gas separation applications. These hollow fiber membranes offer significant economic advantages due to  
15 their good separation performance, surprising mechanical properties, and unusual hydrocarbon resistance in several industrial applications involving refinery H<sub>2</sub> separations and natural gas sweetening.

Membranes of polyimide polymers are desirable for their chemical resistant properties. However, some commercially available polyimide  
20 polymers are low molecular weight (MW) and/or contain unstable moieties that are prone to hydrolysis. In particular, the polyimide polymers sold under the tradename P84, which are synthesized by condensation polymerization of diisocyanates with dianhydrides, are believed to be prone to hydrolysis. Although not intended to be bound by a theoretical understanding of the  
25 hydrolysis, it is thought that these polymers contain greater than about 3 mole % of a thermally liable and hydrolytically unstable intermediate that is a seven-membered cyclic moiety. Solution spinning of these polymers results in extremely brittle hollow fibers due to MW breakdown by hydrolysis. Due to the poor mechanical properties of these fibers, the polyimide polymers are not  
30 commercially favourable for producing gas separation membranes, particularly hollow fiber membranes.

Although not intended to be bound by a theoretical understanding of the mechanism of annealing, it is thought that the virgin polyimide polymer of

formula (I) also contains a second repeating unit, which is a seven-membered cyclic moiety that causes the virgin polyimide polymer to be prone to hydrolysis and makes it difficult to commercially produce asymmetric membranes from the polymer. It is particularly difficult to produce hollow fiber membranes. In particular, the polyimide polymers sold under the tradename P84, which are synthesized by condensation polymerization of diisocyanates with dianhydrides, are believed to contain the unstable intermediate moiety that is subject to hydrolysis. Nuclear Magnetic Resonance (NMR) analysis supports the theory of the presence of the unstable intermediate.

Thermogravimetric analysis coupled with IR (TGA/IR) and NMR data indicates the presence of an unstable moiety thought to be of formula (II) described above, found in the virgin polyimide polymer, which is substantially converted in the annealing process to a stable moiety accompanied by the evolution of CO<sub>2</sub> gas. Referring to Figure 6, TGA/IR data confirms that CO<sub>2</sub> evolution starts around 145 to 155°C and the rate of evolution starts to significantly increase around 180°C. Thus, in a controlled anneal, one would preferably control the temperature to be above about 145°C and below about 180°C.

Figure 2 depicts a general synthetic scheme for the production of polyimide polymers. Referring to Figure 2, and not intending to be bound by a theoretical understanding of the mechanism of annealing, it is thought that the second repeating units, comprising the thermally liable cyclic intermediates of formula (II), are generated as a result of the reaction of the diisocyanate with a dianhydride. Referring to Figure 1, upon controlled annealing, the second repeating units are converted to stable imide moieties, accompanied by CO<sub>2</sub> evolution. More specifically, Figure 3 depicts the dianhydride and diisocyanate ingredients for the polymerization of embodiments sold under the tradename P84. The C13 NMR for the aromatic portion of the spectrum of P84 in NMP solution is shown in Figure 4. Polymer samples were dissolved in NMP at 5wt%, and solutions were run at 30°C on a Varian Inova 500 MHz NMR spectrometer. Spectra for all the samples were collected under the same conditions.

Signals from the BTDA carbonyl and imide carbonyls are also marked in Figure 4. Spectra from the other samples analyzed were similar. Figure 5

contains an expansion of the imide carbonyl region. In addition to the imide carbonyls, two other weak signals are observed. A down-field peak is located at 166.75 ppm and an up-field peak is located at 161.80 ppm. These peaks can be attributed to the carbonyls of the cyclic intermediate depicted in

5 Formula (II), to the acid or amide carbonyls of the hydrolysis product thereof (polyamic acid), or to the end-group carboxyl carbonyls. Integration data for the up-field and down-field peaks is given in Table 1. The total area was kept constant and the relative percentages in moles of the up-field and down-field peaks as well as the imide carbonyls are shown. We observe in Table 1 that

10 both sets of samples contain the up-field and down-field carbonyl peaks at approximately 1 mole % level, which are reduced upon annealing. We also see that the degree of imidization is increased due to annealing, indicating conversion of the second repeating units (the thermally liable seven-membered cyclic intermediate) or of residual polyamic acid to a stable imide

15 moiety.

Table 1

Sample number	Downfield %	Imide %	Upfield %
E102973-11-1	1.12	97.92	0.97
E102973-11-2	1.07	98.15	0.77
E102973-11-3	1.28	97.49	1.23
E102973-11-4	0.42	99.60	_____

11-1 is a small batch of non-annealed polyimide polymers  
 11-2 is batch 11-1 annealed at 150°C for 24 hours in a convection oven  
 20 11-3 is a large batch of non-annealed polyimide polymers  
 11-4 is 11-3 annealed at 150°C for 24 hours in a convection oven

The evolution of CO<sub>2</sub> supports the theory that residual second repeating units of Formula (II) are converted to a stable polyimide moiety

25 during annealing. TGA (Thermogravimetric analysis) / IR data clearly indicates CO<sub>2</sub> evolution during annealing. The chemigram for CO<sub>2</sub> evolution shows the integrated absorbance (infrared signal) of a specified spectral region as a function of time is included in Figure 6, which indicates that CO<sub>2</sub> evolution starts somewhere in a range of about 145 to 155°C. Figure 6 is

30 marked as definitely evidencing CO<sub>2</sub> evolution by about 155°C, but one can

see that the evolution may start as low as about 145°C. Table 2 summarizes the quantitative TGA/IR results. The total weight loss from the typical polyimide polymer flake over the 25 to 400°C range is about 3.40 wt%. About 0.7 wt% is due to CO<sub>2</sub> evolution. Thus, the TGA/IR data supports the NMR conclusion above that the intensity of the weak carbonyl peaks is reduced by annealing, presumably due to conversion of the second repeating units to a stable moiety accompanied by CO<sub>2</sub> evolution.

Table 2

Evolved Gas	H <sub>2</sub> O	CO <sub>2</sub>	CO	DMF
Quantity, weight %		0.70	0.012	0.02
Temperature, °C				
25-50	x	x		
150-200		x		x
200-250		x		x
250-300		x		x
300-350		x		
350-400		x	x	

Furthermore, the polymer molecular weight is increased by the annealing step, which is consistent with the conclusions reached based on the NMR data. Table 3 summarizes the inherent viscosities, intrinsic viscosities, and weight average molecular weights (MW) as measured by size exclusion chromatography (SEC) for three different lots of polyimide polymer that were annealed at different temperatures and times of annealing. These annealing experiments were conducted in a convection oven and in a rotary dryer wherein the polymer samples were exposed to a vacuum level of 18 to 25 inches of Hg with a N<sub>2</sub> sweep gas.

Table 3

Lot	Annealing Conditions	Inherent Viscosity, dl/gm	Intrinsic Viscosity, dl/gm	SEC MW
811 Virgin	-----	0.52	-----	-----
811 Annealed	175°C / 12 hrs in convection oven	0.6	-----	-----
8015 Virgin	-----	0.56	0.39	26.5K
8015 Annealed	160°C / 12 hrs in rotary drier	0.59	0.437	30.3K
5002 Virgin	-----	0.55	0.38	24.1K
5002 Annealed	175°C / 20 hrs in rotary drier	0.58	0.433	30.6K

SEC MW – weight average molecular weight measured by SEC in solvent dimethylacetamide

5

One preferred polyimide polymer described herein is a polyimide polymer sold under the trade name P84, or P84-HT. Alternately, polyimide polymers may be made by methods well known in the art. The polyimide polymers can, for example, be conveniently made by polycondensation of an appropriate diisocyanate with approximately an equimolar amount of an appropriate dianhydride. Alternatively, the polyimide polymers can be, for example, made by polycondensation of equimolar amounts of a dianhydride and a diamine to form a polyamic acid followed by chemical or thermal dehydration to form the polyimide. The diisocyanates, diamines, and dianhydrides useful for making the polyimides of interest are usually available commercially.

10

Preferred polyimide polymers are soluble in a wide range of common organic solvents including most amide solvents that are typically used for the formation of polymeric membranes, such as N-methyl pyrrolidone (“NMP”), N, N-dimethyl acetamide (“DMAC”), or highly polar solvents such as m-cresol.

15

The membranes of the current invention can be fabricated into a wide variety of membrane forms by appropriate conventional methods known to one of ordinary skill in the art. The annealed polyimide polymers may be used to form a single-layer membrane of an unsupported film or fiber. The

20

separation membrane may also comprise a very thin selective layer that forms part of a thicker structure. This may be, for example, an integral asymmetric membrane, comprising a dense skin region that forms the selective layer and a micro-porous support region. Such membranes are described, for example, 5 in U.S. Patent No. 5,015,270. As a further alternative, the membrane may be a composite membrane, that is, a membrane having multiple layers. Composite membranes typically comprise a porous but non-selective support membrane, which provides mechanical strength, coated with a thin selective layer of another material that is primarily responsible for the separation 10 properties. Typically, such a composite membrane is made by solution-casting (or spinning in the case of hollow fibers) the support membrane, then, solution-coating the selective layer in a separate step. Alternatively, hollow-fiber composite membranes can be made by co-extrusion spinning of both the support material and the separating layer simultaneously as described in U. S. 15 Patent No. 5,085,676.

For non-limiting illustrative purposes, one method to prepare membranes in accordance with this invention is generally described as follows. An annealed polyimide polymer in dry particulate form is dissolved in a suitable solvent, such as N-methylpyrrolidone, at a suitable polymer content, 20 such as approximately 20-35% by weight (wt%). The polymer solution is cast as a sheet at the desired thickness onto a flat support layer (for flat sheet membranes), or extruded through a conventional hollow fiber spinneret (for hollow fiber membranes). If a uniformly dense membrane is desired, the solvent is slowly removed by heating or other means of evaporation. If an 25 asymmetric membrane is desired, the film or fiber structure is quenched in a liquid that is a non-solvent for the polymer and that is miscible with the solvent for the polyimide. Alternatively, if a composite membrane is desired, the polymer is cast or extruded over a porous support of another material in either flat film or hollow fiber form. The separating layer of the composite membrane 30 can be a dense, ultra-thin, or asymmetric film.

The resulting membranes may be mounted in any convenient type of housing or vessel adapted to provide a supply of the feed fluid, and removal of the permeate and residue fluids. The vessel also provides a high-pressure

side or first side (for the feed fluid and residue fluid) and a low-pressure or second side of the membrane (for the permeate fluid). For example, flat-sheet membranes can be stacked in plate-and-frame modules or wound in spiral-wound modules. Hollow-fiber membranes are typically potted with a thermoset resin in cylindrical housings. The final membrane separation unit comprises one or more membrane modules, which may be housed individually in pressure vessels or multiple elements may be mounted together in a sealed housing of appropriate diameter and length.

The membranes of the current invention exhibit an excellent combination of high permselectivity and permeability for the separation of gases. Furthermore, the membranes exhibit surprisingly superior mechanical properties, which, enables the membranes to be easily fabricated into desired membrane forms that can withstand high membrane differential pressures and high temperatures.

The membranes of this invention are suitable for operating under the high pressures required for industrial separations. For example, membranes must be capable of withstanding a transmembrane pressure of 10-13.8 MPa (1500-2000 psi) in many petrochemical operations, and up to 10 MPa in natural gas sweetening operations. Typical hollow-fiber membranes are susceptible to collapse under these conditions unless the walls of the hollow fiber are capable of withstanding the forces of high pressure. Annealing the polyimides of this invention surprisingly increases the mechanical properties of the membranes, making it possible to produce hollow fiber membranes of the annealed polyimide polymers that are suitable for higher trans-membrane pressure applications.

Membranes of the current invention enable an attractive combination of carbon dioxide permeability and permselectivity for carbon dioxide over methane, nitrogen, and the like. The membranes exhibit surprising mechanical strength and exhibit little or no plasticization by carbon dioxide or aliphatic hydrocarbons, and are thus especially useful for the removal of carbon dioxide from industrially significant fluid streams, such as in natural gas sweetening. Even at high operating pressure, membranes of the current

invention possess an excellent balance of fluid permeation rates and selectivity of one fluid over other fluids in the multi-component fluid mixture.

### Examples

5 This invention is now illustrated by examples of certain representative, non-limiting embodiments thereof.

Hollow fiber membranes were produced from virgin (non-annealed) polyimide polymers and annealed polyimide polymers of the current invention. The fibers were tested for separation performance and mechanical properties, and compared. The results, summarized in Table 4, clearly indicate the superior permeation performance and surprising mechanical characteristics of the membranes produced from the annealed polyimide polymer.

Table 4

	Comparative Example (Non-Annealed)	Example of the Invention (Annealed)
He Permeance (untreated)	200	280
He/N <sub>2</sub> Selectivity (untreated)	25	62
He Permeance (treated)*	119	213
He/N <sub>2</sub> Selectivity (treated)*	167	200
Elastic Modulus (MPa)	896	703
Yield Stress (MPa)	30	29
Maximum Strain (%)	5-15	119

15

Permeance is reported in GPU (Gas Permeation Unit)  
 1 GPU =  $1 \times 10^{-6} \text{ cm}^3 \text{ (STP)}/(\text{cm}^2 \text{ s cmHg})$

MPa = MegaPascals

\*Membrane was treated with 2% Sylgard 184 solution in iso-octane and dried

20

A Comparative example of non-annealed polyimide polymer membrane was produced for testing. A concentrated solution (spin dope) containing 33% by weight polyimide polymer sold under the tradename P84 (lot 811 with an inherent viscosity of 0.52 dl/gm), 4.95% CaBr<sub>2</sub>, and 1.65% acetic anhydride in  
5 N-methyl 2 pyrrolidone (NMP) was prepared.

The concentrated solution was extruded at a rate of 180 cm<sup>3</sup>/hr through a spinneret with fiber channel dimensions of outer diameter 559 microns and inner diameter equal to 254 microns at 90°C. A solution containing 87% weight NMP in water was injected to the bore of the fiber at  
10 a rate of 33 cm<sup>3</sup>/hr. The nascent fiber traveled through an air gap length of 1 cm at room temperature into a water coagulant bath at 5°C and wound up at a rate of 55 meters/min. The water-wet fiber was rinsed with running water at 50°C for about 12 hours and then sequentially exchanged with methanol and hexane as taught in U.S. Patent Nos. 4,080,744 and 4,120,098, followed by  
15 drying at 100°C in a vacuum oven for one hour.

Fibers of the Comparative example were tested for He/N<sub>2</sub> separation while applying 69 MPa (100 psi) pressure in the shell side of the fibers at 23°C. The results are reported in Table 4.

The Comparative example fibers were treated to seal defects in the dense separating layer by contacting the outer surfaces of the fibers with a  
20 2% weight solution of Sylgard 184 (Dow Corning Corp) in iso-octane. The exposure time of the fibers to the post-treatment was 30 minutes. The fibers were dried in a vacuum oven at 100°C. The treated fibers were tested as above and the results are reported in Table 4.

The Comparative example fibers produced from the virgin polyimide polymer were brittle during handling and exhibited filament-to-filament  
25 variability in elongation at break. Several fibers fell apart during handling, which made module preparation process very difficult. The inherent viscosity of the polymer fibers was measured and found to be about 0.34 dl/gm, which  
30 indicated a significant reduction in polymer molecular weight. This reduction in molecular weight, as discussed above is due to hydrolysis of imide (or residual amide) linkages of the polymer during spin dope preparation and storage and spinning steps at elevated temperatures and during subsequent

fiber washing and solvent exchange/drying steps. The mechanical properties of the fibers were measured in extension and the results are reported in Table 4. The low and variable maximum strain is consistent with the observation that the fibers were brittle, presumably as a result of polymer molecular weight degradation.

An example of an annealed polyimide polymer membrane was also produced. A sample of polyimide polymer sold under the tradename P84 (lot 811, which is the same lot as the Comparative example above), was annealed in a convection oven at 175°C for 20 hours while being exposed to a vacuum level of about 20 inches of Hg with a N<sub>2</sub> sweep. The inherent viscosity of the annealed polymer sample was measured to be 0.6 dl/gm, which indicates a significant increase in polymer molecular weight over the non-annealed sample. The annealed polymer was utilized to prepare a concentrated solution (spin dope) containing 32% by weight annealed polyimide polymer, 1.6% CaBr<sub>2</sub>, 1.6% acetic anhydride, 0.32% acetic acid, and 6.4% tetramethylenesulfone in NMP. The concentrated solution was extruded at a rate of 180 cm<sup>3</sup>/hr through a spinneret with fiber channel dimensions of outer diameter 559 microns and inner diameter equal to 254 microns at 80°C. A solution containing 85% weight NMP in water was injected to the bore of the fiber at a rate of 33 cm<sup>3</sup>/hr. The nascent fiber traveled through an air gap length of 2.5 cm at room temperature into a water coagulant bath at 25°C and wound up at a rate of 55 meters/min. The water-wet fiber was washed and solvent exchanged as discussed in the Comparative example above.

The example fibers were tested for He/N<sub>2</sub> separation while applying 0.69 MPa (100 psi) pressure in the shell side of the fibers at 23°C. The results are reported in Table 4.

The example fibers were treated as described for the Comparative example above and tested to obtain the results reported in Table 4.

The inherent viscosity of the example fibers was measured and found to be about 0.6 dl/gm indicating essentially no polymer molecular weight degradation for the annealed polymer. The mechanical properties of the fibers were also measured to obtain the results reported in Table 4. The maximum strain surprisingly exhibited essentially no filament-to-filament

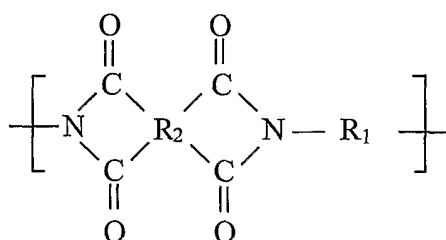
variability. The fibers spun from the annealed polyimide polymer could be readily subjected to downstream processing operations without breaking because of increased elasticity.

Although the present invention has been described in considerable  
5 detail with reference to certain preferred versions and examples thereof, other versions are possible. Therefore, the spirit and scope of the appended claims should not be limited to the description of the preferred versions contained herein.

All the features disclosed in this specification (including any  
10 accompanying claims, abstract, and drawings) may be replaced by alternative features serving the same, equivalent or similar purpose, unless expressly stated otherwise. Thus, unless expressly stated otherwise, each feature disclosed is one example only of a generic series of equivalent or similar features.

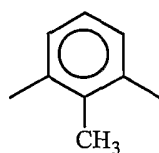
**CLAIMS:**

1. A membrane for fluid separation comprising an annealed polyimide polymer, wherein said annealed polyimide polymer comprises a plurality of first repeating units of a formula (I), wherein said formula (I) is:

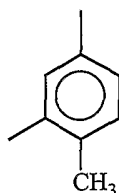


(I)

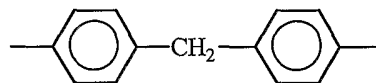
- in which R<sub>1</sub> of said formula (I) is a moiety having a composition selected from the group consisting of a formula (A), a formula (B), a formula (C), and mixtures thereof, wherein said formula (A), said formula (B), and said formula (C) are:



(A)

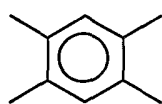


(B)

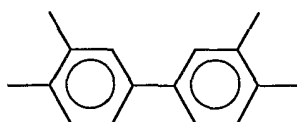


(C)

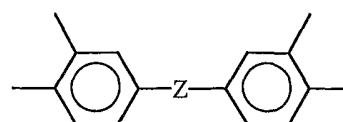
- and in which R<sub>2</sub> of said formula (I) is a moiety having a composition selected from the group consisting of a formula (Q), a formula (S), a formula (T), and mixtures thereof, wherein said formula (Q), said formula (S), and said formula (T) are:



(Q)



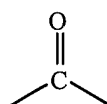
(S)



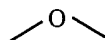
(T)

in which Z of said formula (T) is a moiety having a composition selected from the group consisting of a formula (L), a formula (M), a formula (N), and mixtures thereof, wherein said formula (L), said formula (M), and said formula (N) are:

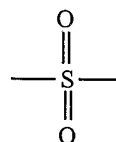
5



(L)



(M)



(N)

and wherein a membrane of said annealed polyimide polymer has a maximum strain of greater than about 50%.

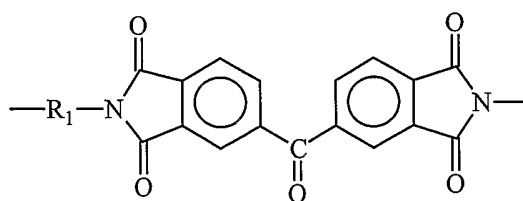
10           2.     The membrane of claim 1, wherein said maximum strain is greater than about 100%.

              3.     The membrane of claim 2, wherein said annealed polyimide polymer is selected from a group consisting of an annealed P84 polymer, an  
15     annealed P84HT polymer, and mixtures thereof.

              4.     The membrane of claim 3, wherein said membrane is a hollow fiber.

20           5.     The membrane of claim 1, wherein an inherent viscosity of said annealed polyimide polymer is greater than about .58 dl/gm.

              6.     The membrane of claim 1, wherein said first repeating units comprise moieties of a formula (Ia), wherein said formula (Ia) is:



(Ia)

wherein R<sub>1</sub> of formula (Ia) is a moiety selected from the group consisting of said formula (A), said formula (B), said formula (C), and mixtures thereof.

5           7.       The membrane of claim 6, wherein said moiety R<sub>1</sub> has a composition of:

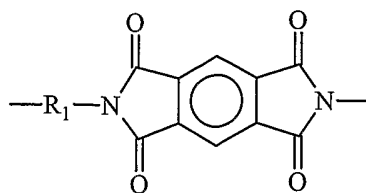
- 10           a)       said formula (A) in about 10-25% of said first repeating units;
- b)       said formula (B) in about 55-75% of said first repeating units; and
- c)       said formula (C) in about 20-40% of said first repeating units.

15           8.       The membrane of claim 7, wherein said moiety R<sub>1</sub> has a composition of:

- a)       said formula (A) in about 16% of said first repeating units;
- b)       said formula (B) in about 64% of said first repeating units; and
- c)       said formula (C) in about 20% of said first repeating units.

20

9.       The membrane of claim 1, wherein said first repeating units comprise moieties of a formula (Ib), wherein formula (Ib) is:



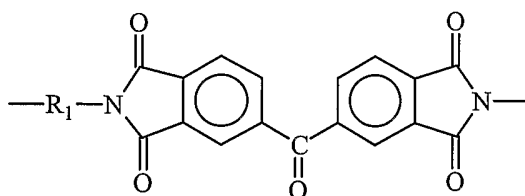
(Ib)

wherein said  $R_1$  of formula (Ib) is a moiety wherein said  $R_1$  of formula (Ib) is a moiety selected from the group consisting of said formula (A) and said formula (B), and mixtures thereof.

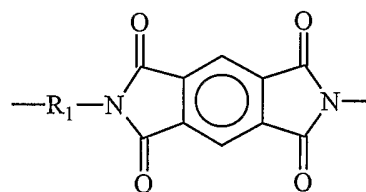
10. The membrane of claim 1, wherein said first repeating units comprise moieties of:

- a) a formula (Ia); and
- b) a formula (Ib),

wherein said formula (Ia) and said formula (Ib) are:



(Ia)



(Ib)

15 and wherein  $R_1$  is a moiety selected from the group consisting of said formula (Q) and said formula (S), and mixtures thereof.

11. The membrane of claim 10, wherein  $R_1$  is a moiety having a composition of:

- a) said formula (A) in about 10-30% of said first repeating units; and

- b) said formula (B) in about 70-90% of said first repeating units,

wherein said first repeating units of said formula (Ib) are about 30-50% of the total of said first repeating units.

5

12. The membrane of claim 11, wherein  $R_1$  is a moiety having a composition of:

- a) said formula (A) in about 20% of said first repeating units;  
and

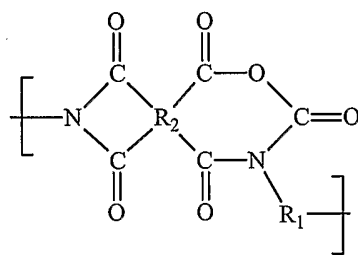
10

- b) said formula (B) in about 80% of said first repeating units;  
and

- c) wherein said first repeating units of said formula (Ib) are about 40% of the total of said first repeating units.

15

13. The membrane of claim 1, wherein said annealed polyimide polymer further comprises a plurality of second repeating units of a formula (II), wherein said formula (II) is:



(II)

- 20 wherein  $R_1$  and  $R_2$  are as defined in formula (I) above, and  
wherein said annealed polyimide polymer comprises less than about  
3 mole % said second repeating units.

- 25 14. The membrane of claim 13, wherein said annealed polyimide  
polymer comprises less than about 1 mole % said second repeating units.

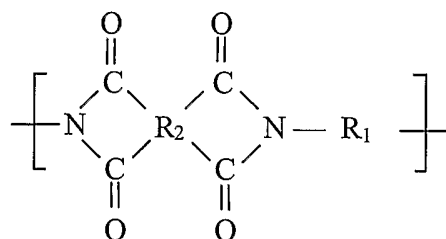
15. The membrane of claim 13, wherein said annealed polyimide polymer is substantially void of said second repeating units.

16. The membrane of claim 13, wherein said annealed polyimide polymer is selected from a group consisting of annealed P84 polymer, annealed P84HT polymer, and mixtures thereof.

17. The membrane of claim 13, wherein said membrane is a hollow fiber.

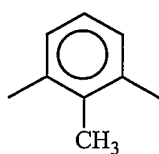
18. A membrane for fluid separation prepared by a process comprising the steps of:

- a) providing a polyimide polymer comprising a plurality of first repeating units of a formula (I), wherein said formula (I) is:

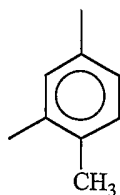


(I)

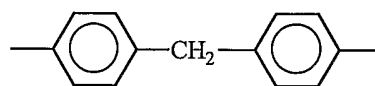
in which R<sub>1</sub> of said formula (I) is a moiety having a composition selected from the group consisting of a formula (A), a formula (B), a formula (C), and mixtures thereof, wherein said formula (A), said formula (B), and said formula (C) are:



(A)

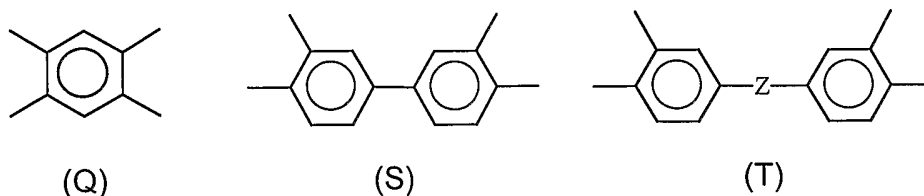


(B)



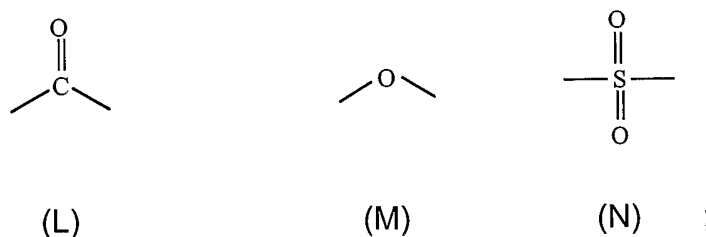
(C)

and in which R<sub>2</sub> of said formula (I) is a moiety having a composition selected from the group consisting of a formula (Q), a formula (S), a formula (T), and mixtures thereof, wherein said formula (Q), said formula (S), and said formula (T) are:



5

in which Z of said formula (T) is a moiety having a composition selected from the group consisting of a formula (L), a formula (M), a formula (N), and mixtures thereof, wherein said formula (L), said formula (M), and said formula (N) are:



10

- b) annealing said polyimide polymer to form an annealed polymer;
- c) synthesizing a concentrated solution, wherein said concentrated solution comprises a solvent and said annealed polyimide polymer; and
- d) forming a membrane.

15

19. The membrane of claim 18, wherein said annealing step is conducted by a process selected from the group consisting of mechanical annealing, thermal annealing, or combinations thereof.

20

20. The membrane of claim 19, wherein said annealing step is conducted for a period of time of about 6-30 hours at a temperature of about 100-250°C.

25

21. The membrane of claim 20, wherein said period of time is about 10-16 hours and said temperature is about 140-180°C.

5 22. The membrane of claim 21, wherein said annealing step is conducted under a vacuum of greater than about 15 inches of mercury.

10 23. The membrane of claim 18, wherein said concentrated solution comprises about 30 weight % said annealed polyimide polymer, wherein said solvent is NMP, and wherein said concentrated solution has a zero-shear complex viscosity of greater than about 90 Pa·s at 40°C.

24. The membrane of claim 23, wherein said concentrated solution has a zero-shear complex viscosity of greater than about 150 Pa·s at 40°C.

15 25. The membrane of claim 23, wherein said concentrated solution has a zero-shear complex viscosity in a range of about 150 Pa·s to about 500 Pa·s at 40°C.

20 26. The membrane of claim 18, wherein said membrane is a hollow fiber membrane.

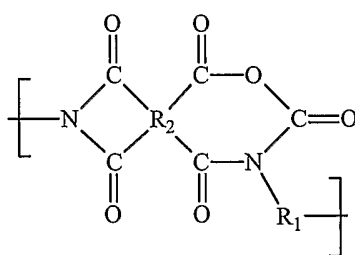
25 27. The membrane of claim 18, wherein said polyimide polymer is selected from a group consisting of P84 polymer, P84HT polymer, or mixtures thereof.

28. The membrane of claim 27, wherein said polyimide polymer has an inherent viscosity of greater than about 0.52 dl/gm.

30 29. The membrane of claim 27, wherein said annealed polyimide polymer has an inherent viscosity of greater than about 0.58 dl/gm.

30. The membrane of claim 18, wherein said annealing step increases an inherent viscosity of said polyimide polymer by at least about 5%.

5 31. The membrane of claim 18, wherein said annealed polyimide polymer further comprises a second repeating unit of a formula (II), wherein said formula (II) is:



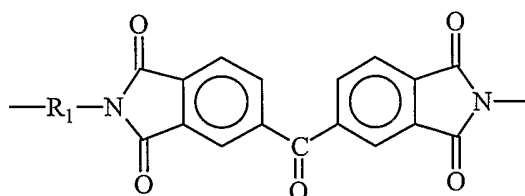
(II)

wherein  $R_1$  and  $R_2$  are moieties as defined for formula (I) above, and  
 10 wherein said annealed polyimide polymer comprises less than about 3 mole % said second repeating units.

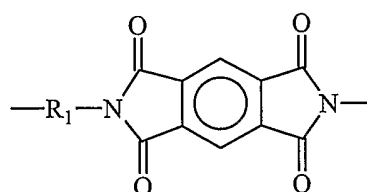
32. The membrane of claim 31, wherein said annealed polyimide polymer comprises less than about 1 mole % said second repeating units.

15

33. The membrane of claim 18, wherein said first repeating units comprise moieties selected from the group consisting of a formula (Ia), a formula (Ib), and mixtures thereof, wherein said formula (Ia) and said formula (Ib) are:



(Ia)



(Ib)

and wherein  $R_1$  is a moiety selected from the group consisting of said formula (Q) and said formula (S), and mixtures thereof.

5            34. The membrane of claim 33, wherein  $R_1$  is a moiety having a composition of:

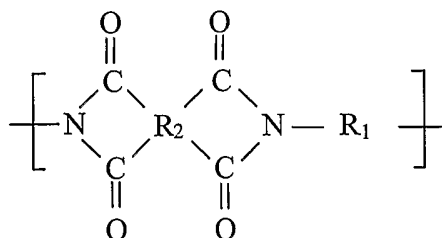
- a) said formula (A) in about 10-30% of said first repeating units; and
- b) said formula (B) in about 70-90% of said first repeating units,

10

and wherein said first repeating units of said formula (b) are about 30-50% of the total of said first repeating units.

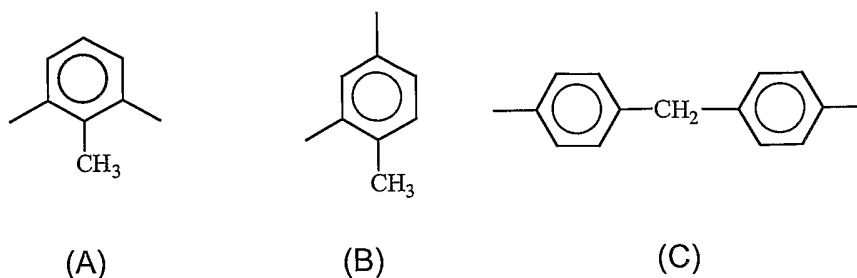
15            35. A method of producing a fluid separation membrane, said method comprising the steps of:

- a) providing a polyimide polymer comprising a plurality of first repeating units of a formula (I), wherein said formula (I) is:



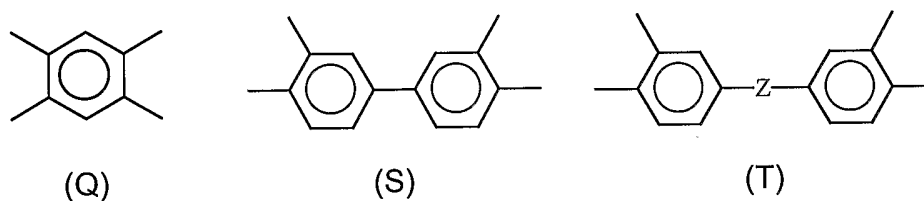
(I)

20    in which  $R_1$  of said formula (I) is a moiety having a composition selected from the group consisting of a formula (A), a formula (B), a formula (C), and mixtures thereof, wherein said formula (A), said formula (B), and said formula (C) are:



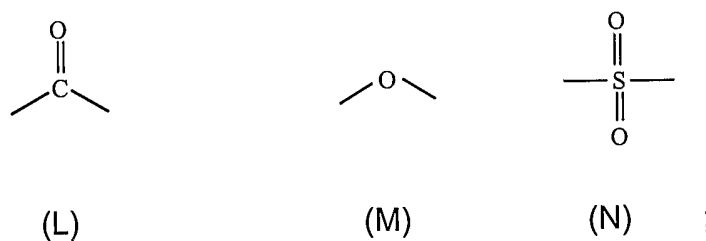
and in which  $R_2$  of said formula (I) is a moiety having a composition selected from the group consisting of a formula (Q), a formula (S), a formula (T), and mixtures thereof, wherein said formula (Q), said formula (S), and said formula (T) are:

5



in which Z of said formula (T) is a moiety having a composition selected from the group consisting of a formula (L), a formula (M), a formula (N), and mixtures thereof, wherein said formula (L), said formula (M), and said formula (N) are:

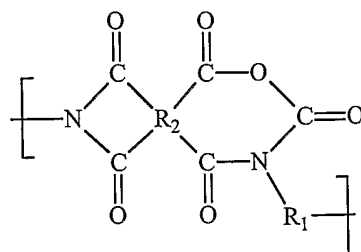
10



15

- b) annealing said polyimide polymer to form an annealed polymer;
- c) synthesizing a concentrated solution, wherein said concentrated solution comprises a solvent and said annealed polyimide polymer; and
- d) forming a membrane.

36. The method of claim 35, wherein said annealed polyimide polymer comprises a second repeating unit of a formula (II), wherein said formula (II) is:

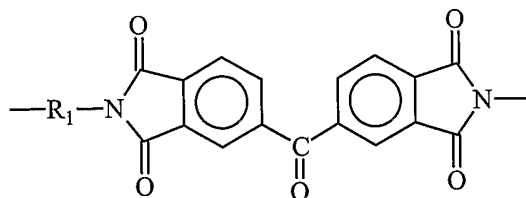


(II)

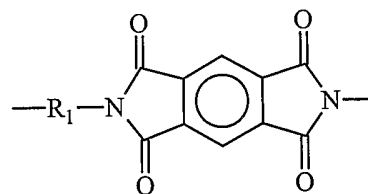
5 wherein  $R_1$  and  $R_2$  are moieties as defined for formula (I) above, and wherein said annealed polyimide polymer comprises less than about 3 mole % said second repeating units.

37. The method of claim 36, wherein said annealed polyimide  
10 polymer comprises less than about 1 mole % said second repeating units after said annealing step.

38. The membrane of claim 35, wherein said first repeating units  
comprise moieties selected from the group consisting of a formula (Ia), a  
15 formula (Ib), and mixtures thereof, wherein said formula (Ia) and said formula (Ib) are:



(Ia)



(Ib)

and wherein  $R_1$  is a moiety selected from the group consisting of said formula (Q) and said formula (S), and mixtures thereof.

39. The membrane of claim 35, wherein  $R_1$  is a moiety having a composition of:

- a) said formula (A) in about 10-30% of said first repeating units; and
- 5 b) said formula (B) in about 70-90% of said first repeating units;

and wherein said first repeating units of said formula (1b) are about 30-50% of the total of said first repeating units.

10 40. The method of claim 35, wherein said annealing step is conducted by a process selected from the group consisting of mechanical annealing, thermal annealing, or combinations thereof.

15 41. The method of claim 40, wherein said annealing step is conducted for a period of time of about 6-30 hours at a temperature of about 100-250°C.

20 42. The method of claim 41, wherein said period of time is about 10-16 hours and said temperature is about 140-180°C.

43. The method of claim 40, wherein said annealing step is conducted under a vacuum of greater than about 15 inches of mercury.

25 44. The method of claim 35, wherein said concentrated solution comprises about 30 weight % said annealed polyimide polymer, wherein said solvent is NMP, and wherein said concentrated solution has a zero-shear complex viscosity of greater than about 90 Pa·s at 40°C.

30 45. The method of claim 44, wherein said concentrated solution has a zero-shear complex viscosity of greater than about 150 Pa·s at 40°C.

46. The method of claim 44, wherein said concentrated solution has a zero-shear complex viscosity in a range of about 150 Pa·s to about 500 Pa·s at 40°C.

5 47. The method of claim 35, wherein said membrane is a hollow fiber membrane.

48. The method of claim 35, wherein said polyimide polymer is selected from a group consisting of P84 polymer, P84HT polymer, or mixtures  
10 thereof.

49. The method of claim 35, wherein the inherent viscosity of said annealed polyimide polymer is at least about 5% greater than the inherent viscosity of said polyimide polymer.

15 50. A method of separating a fluid from a fluid mixture comprising the steps of:

- (a) providing a membrane of claim 1;
- (b) contacting a fluid mixture with a first side of said  
20 membrane thereby causing a preferentially permeable fluid of said fluid mixture to permeate said membrane faster than a less preferentially permeable fluid to form a permeate fluid mixture enriched in said preferentially permeable fluid on a second side of said membrane and  
25 a retentate fluid mixture depleted in said preferentially permeable fluid on said first side of said membrane; and
- (c) withdrawing said permeate fluid mixture and said retentate fluid mixture separately.

30 51. The method of claim 50, wherein said annealed polyimide polymer is selected from a group consisting of annealed P84 polymer, annealed P84HT polymer, or mixtures thereof.

52. The method of claim 51, wherein said membrane is a hollow fiber.

53. The method of claim 52, wherein a pressure gradient across  
5 said membrane is in a range of about 0.69 to about 13.8 MPa.

54. The method of claim 53, wherein said range is about 6.9 to about 13.8 MPa.

10 55. The method of claim 53, wherein said fluid mixture comprises fluids selected from the group consisting of oxygen, nitrogen, carbon dioxide, hydrogen, methane, and mixtures thereof.

56. The membrane of claim 1, wherein said annealed polyimide  
15 polymer has an inherent viscosity of about 0.52 to about 0.62 dl/gm.

57. The membrane of claim 27, wherein said annealed polyimide polymer has an inherent viscosity of about 0.52 to about 0.62 dl/gm.

Imidization of Seven-membered Anhydride-Isocyanate Intermediate

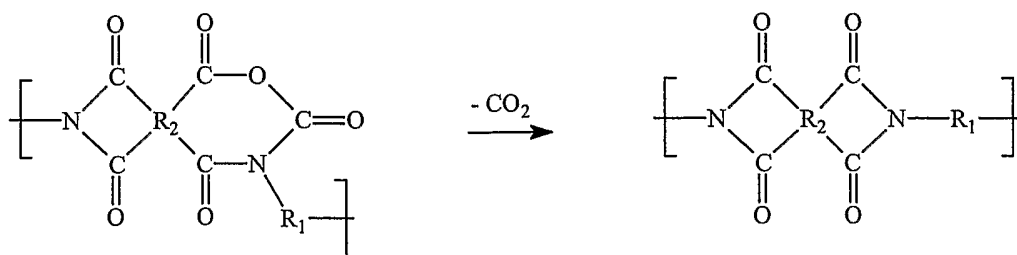


FIGURE 1

Formation Of Polyimide and Seven-membered cyclic Anhydride-isocyanate Intermediate

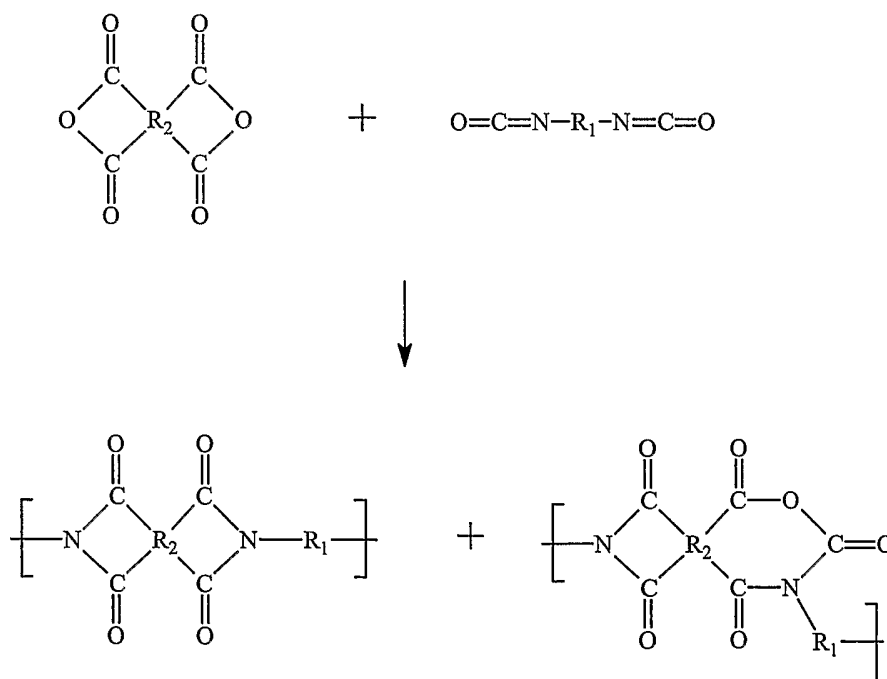


FIGURE 2

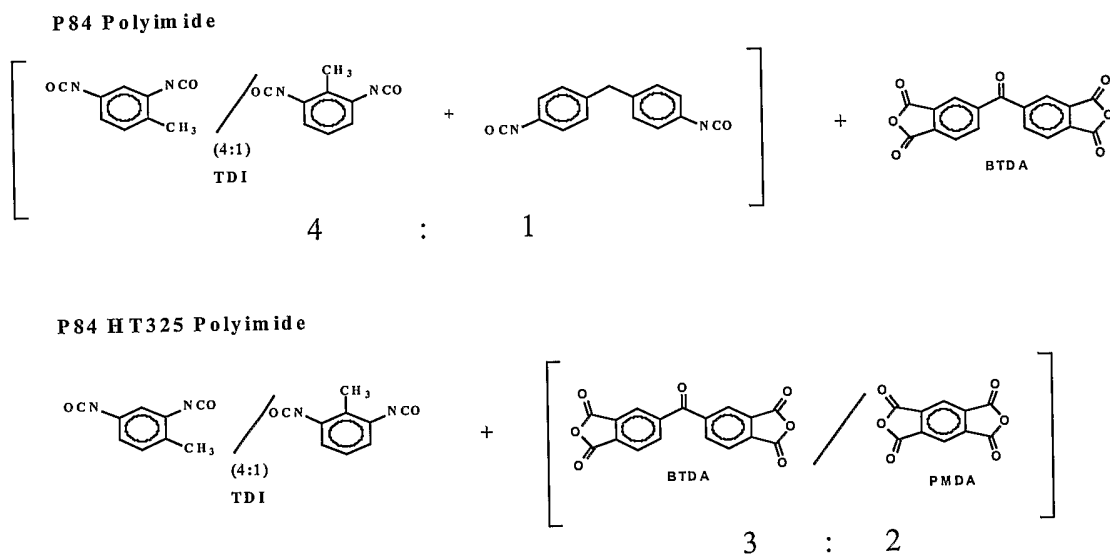
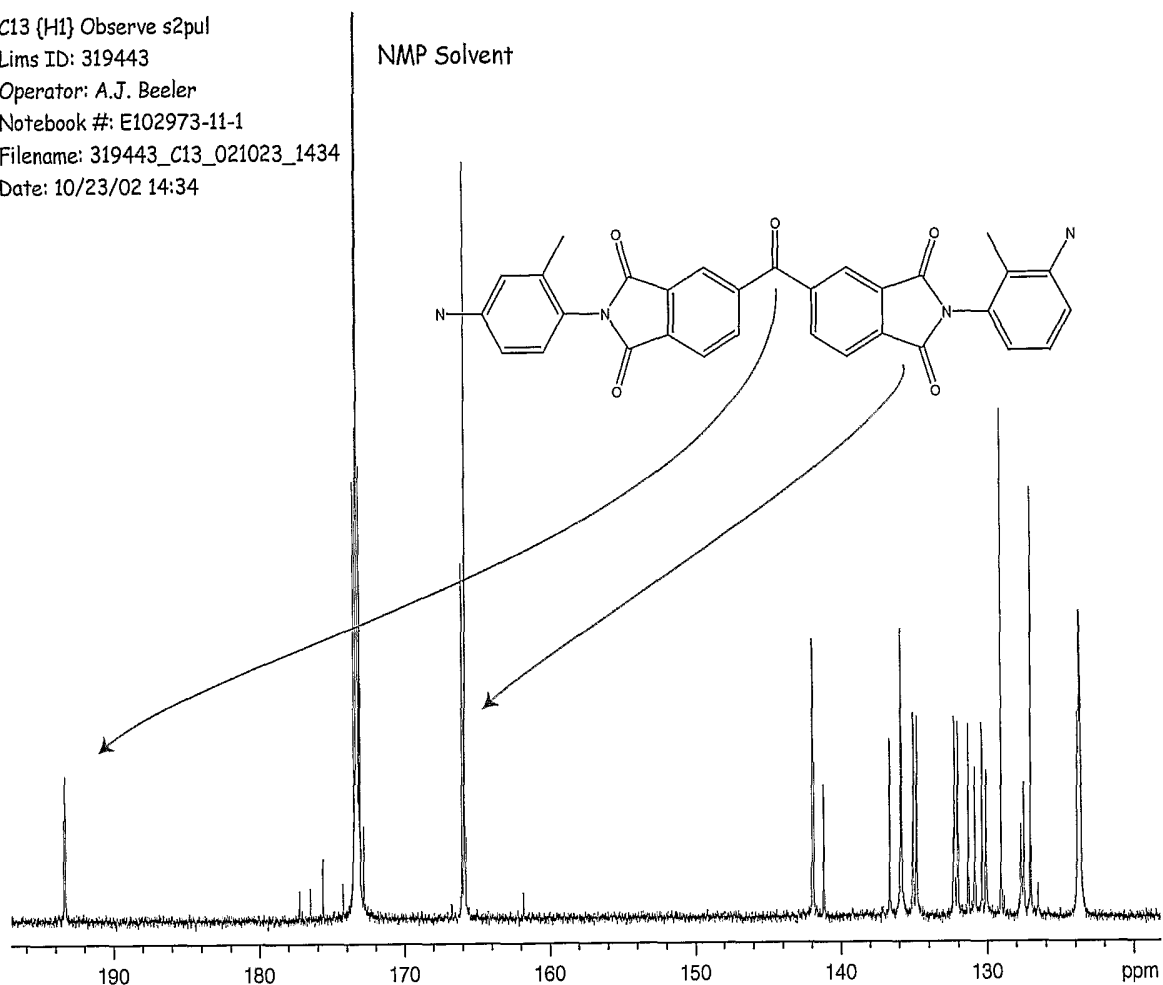


FIGURE 3

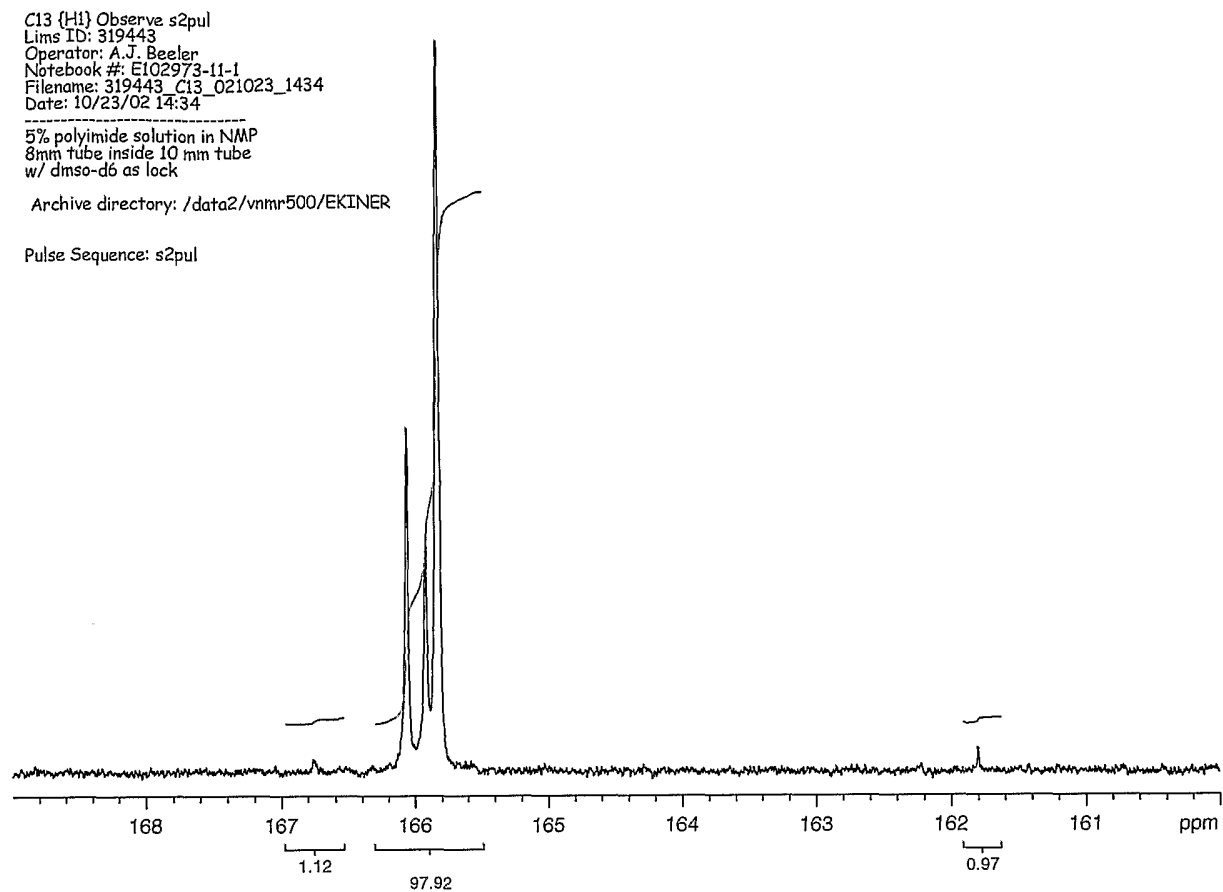
*This page has been edited – see file*

C13 {H1} Observe s2pul  
 Lims ID: 319443  
 Operator: A.J. Beeler  
 Notebook #: E102973-11-1  
 Filename: 319443\_C13\_021023\_1434  
 Date: 10/23/02 14:34



**FIGURE 4**

*This page has been edited – see file*



**FIGURE 5**

FIGURE 6

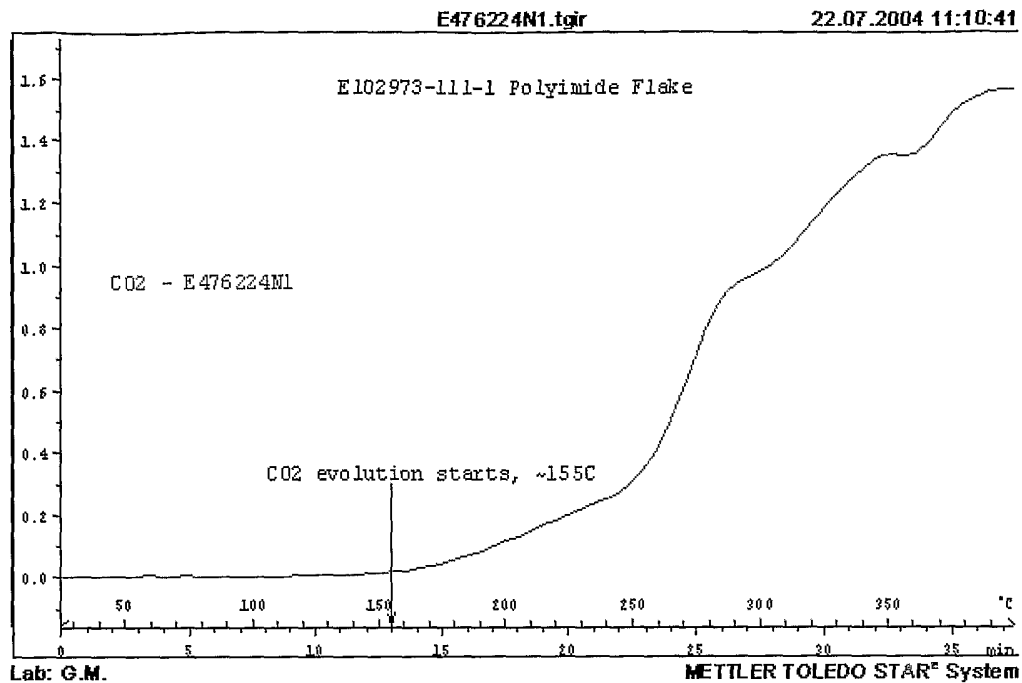


FIGURE 7

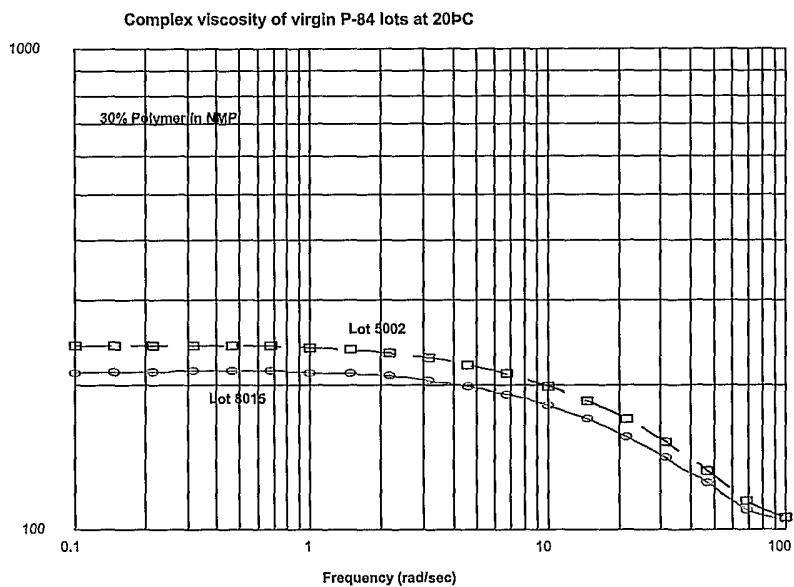


FIGURE 8

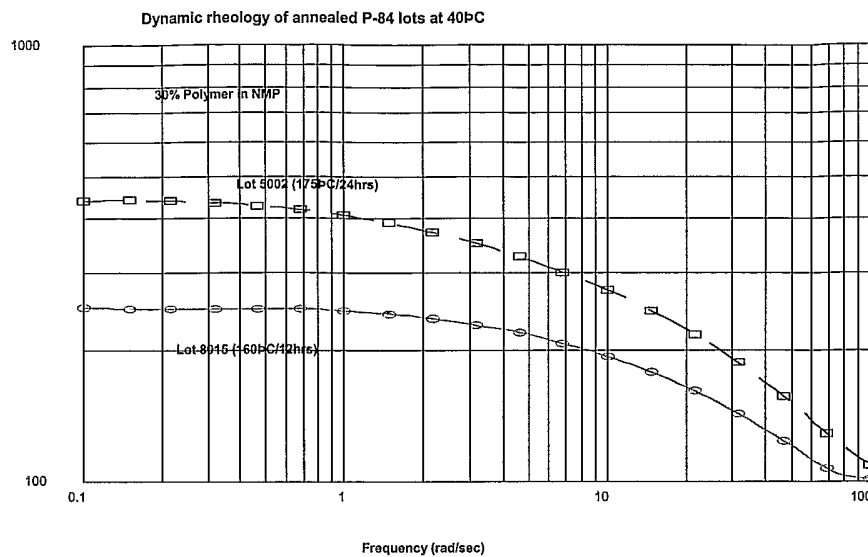
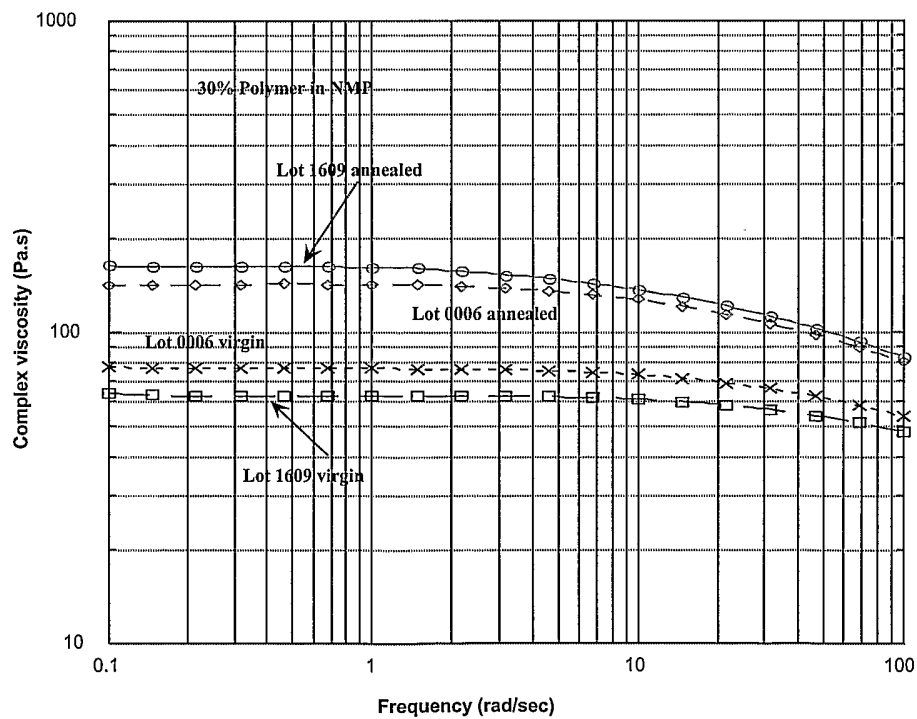


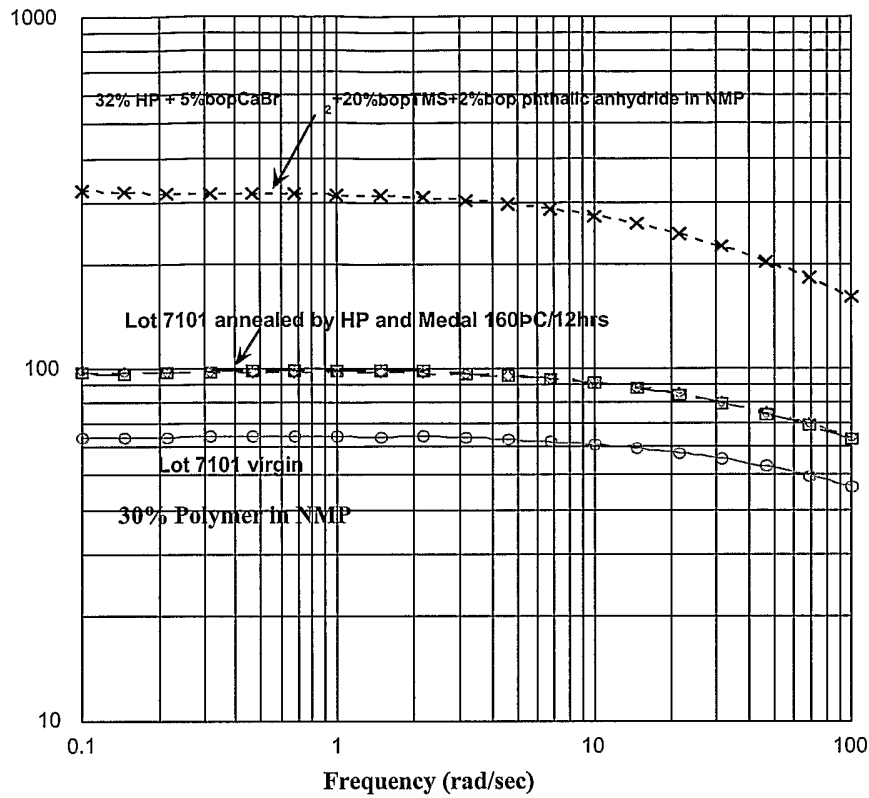
FIGURE 9

Dynamic rheology of P-84 Lots virgin and annealed at 160°C for 12 hours



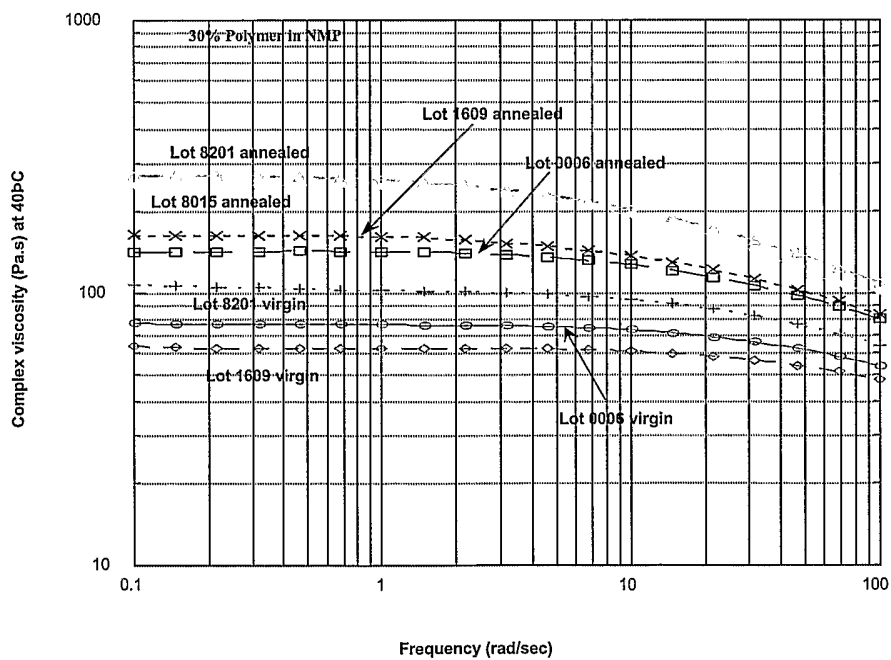
**FIGURE 10**

Rheology of Lot 7101 virgin and annealed by HP and Medal



**FIGURE 11**

Dynamic rheology of P-84 lots annealed at 160°C for 12 hours



## INTERNATIONAL SEARCH REPORT

International application No  
PCT/IB2006/000073A. CLASSIFICATION OF SUBJECT MATTER  
INV. C08G73/10 B01D71/64

According to International Patent Classification (IPC) or to both national classification and IPC

## B. FIELDS SEARCHED

Minimum documentation searched (classification system followed by classification symbols)  
C08G B01D

Documentation searched other than minimum documentation to the extent that such documents are included in the fields searched

Electronic data base consulted during the international search (name of data base and, where practical, search terms used)

EPO-Internal, WPI Data, PAJ

## C. DOCUMENTS CONSIDERED TO BE RELEVANT

Category*	Citation of document, with indication, where appropriate, of the relevant passages	Relevant to claim No.
X	US 6 180 008 B1 (WHITE LLOYD STEVEN) 30 January 2001 (2001-01-30) column 1, line 7 - column 7, line 34; claims 1-32; examples 1-7 -----	1-57
X	EP 0 732 143 A (PRAXAIR TECHNOLOGY, INC) 18 September 1996 (1996-09-18) page 2, line 5 - page 6, line 41; claims 1-20; examples -----	1-57
X	US 6 187 987 B1 (CHIN ARTHUR A ET AL) 13 February 2001 (2001-02-13) column 1, line 6 - column 11, line 67; claims 1-30; examples 1-11 ----- -/--	1-57

 Further documents are listed in the continuation of Box C. See patent family annex.

\* Special categories of cited documents :

- \*A\* document defining the general state of the art which is not considered to be of particular relevance
- \*E\* earlier document but published on or after the international filing date
- \*L\* document which may throw doubts on priority claim(s) or which is cited to establish the publication date of another citation or other special reason (as specified)
- \*O\* document referring to an oral disclosure, use, exhibition or other means
- \*P\* document published prior to the international filing date but later than the priority date claimed

- \*T\* later document published after the international filing date or priority date and not in conflict with the application but cited to understand the principle or theory underlying the invention
- \*X\* document of particular relevance; the claimed invention cannot be considered novel or cannot be considered to involve an inventive step when the document is taken alone
- \*Y\* document of particular relevance; the claimed invention cannot be considered to involve an inventive step when the document is combined with one or more other such documents, such combination being obvious to a person skilled in the art.
- \*G\* document member of the same patent family

Date of the actual completion of the international search

16 May 2006

Date of mailing of the international search report

24/05/2006

Name and mailing address of the ISA/

European Patent Office, P.B. 5818 Patentlaan 2  
NL - 2280 HV Rijswijk  
Tel. (+31-70) 340-2040, Tx. 31 651 epo nl,  
Fax: (+31-70) 340-3016

Authorized officer

Kiebooms, R

## INTERNATIONAL SEARCH REPORT

International application No  
PCT/IB2006/000073

C(Continuation). DOCUMENTS CONSIDERED TO BE RELEVANT

Category*	Citation of document, with indication, where appropriate, of the relevant passages	Relevant to claim No.
X	US 2004/107830 A1 (SIMMONS JOHN W ET AL) 10 June 2004 (2004-06-10) paragraphs [0001] - [0062]; claims 1-17; examples 1-15	1-57
X	US 3 822 202 A (HOEHN H,US) 2 July 1974 (1974-07-02) column 1, line 19 - column 15, line 69; claims 1-32; examples 1-33	1-57
X	US 2004/222169 A1 (YUAN YOUXIN) 11 November 2004 (2004-11-11) paragraphs [0001] - [0082]; claims 1-44; examples 1,2	1-57
X	US 2004/147796 A1 (ROMAN IAN C ET AL) 29 July 2004 (2004-07-29) paragraphs [0001] - [0050]; claims 1-13; examples 1-10	1-57
X	WO 2004/099299 A (POROGEN LLC; YUAN, YOUXIN; POROGEN CORPORATION) 18 November 2004 (2004-11-18) page 1, line 6 - page 18, line 28; claims 1-44; examples 1,2	1-57

## INTERNATIONAL SEARCH REPORT

International application No  
PCT/IB2006/000073

Patent document cited in search report	Publication date	Patent family member(s)	Publication date
US 6180008	B1	30-01-2001	AU 763461 B2 24-07-2003
			AU 5210399 A 21-02-2000
			EP 1100614 A1 23-05-2001
			JP 2002521190 T 16-07-2002
			WO 0006293 A1 10-02-2000
EP 0732143	A	18-09-1996	BR 9601002 A 30-12-1997
			CN 1139021 A 01-01-1997
			DE 69600103 D1 02-01-1998
			DE 69600103 T2 07-05-1998
			JP 8257381 A 08-10-1996
			US 5635067 A 03-06-1997
US 6187987	B1	13-02-2001	AT 256649 T 15-01-2004
			AU 746308 B2 18-04-2002
			AU 5222099 A 21-02-2000
			DE 69913704 D1 29-01-2004
			DE 69913704 T2 17-06-2004
			EP 1102734 A1 30-05-2001
			ES 2213377 T3 16-08-2004
			JP 2002521528 T 16-07-2002
			TW 518248 B 21-01-2003
			WO 0006526 A1 10-02-2000
			US 2004107830
CA 2500346 A1 17-06-2004			
EP 1567250 A2 31-08-2005			
WO 2004050223 A2 17-06-2004			
JP 2006507939 T 09-03-2006			
US 3822202	A	02-07-1974	DE 2336870 A1 31-01-1974
			GB 1435153 A 12-05-1976
			GB 1435152 A 12-05-1976
			JP 1052865 C 30-06-1981
			JP 50099971 A 08-08-1975
			JP 55041802 B 27-10-1980
			US 3899309 A 12-08-1975
US 2004222169	A1	11-11-2004	NONE
US 2004147796	A1	29-07-2004	NONE
WO 2004099299	A	18-11-2004	NONE