US00D957056S

(12) **United States Design Patent** (10) **Patent No.: US D957,056 S**
Siegmann (45) **Date of Patent: ** Jul. 5, 2022**

(54) **SHAVING RAZOR HANDLE**

(71) Applicant: **The Gillette Company LLC**, Boston, MA (US)

(72) Inventor: **Eric Glenn Siegmann**, Quincy, MA (US)

(73) Assignee: **The Gillette Company LLC**, Boston, MA (US)

(**) Term: **15 Years**

(21) Appl. No.: **29/760,928**

(22) Filed: **Dec. 4, 2020**

(51) **LOC (13) Cl.** **28-03**

(52) **U.S. Cl.**
USPC **D28/48**

(58) **Field of Classification Search**
USPC D28/45–48
CPC ... B26B 21/00; B26B 21/08; B26B 21/14–18; B26B 21/40; B26B 21/44–48; B26B 21/30–32; B26B 21/4062–4075; B26B 21/528; B26B 21/446; B26B 19/38
See application file for complete search history.

(56) **References Cited**

U.S. PATENT DOCUMENTS

1,673,590 A		6/1928	Redheffer	
4,858,314 A	*	8/1989	Cunningham	B26B 21/446 30/41
D325,652 S	*	4/1992	Byrne	D28/46
5,269,062 A	*	12/1993	Dallaire	B26B 21/446 30/535
D343,026 S	*	1/1994	Dallaire	D28/47
D372,557 S	*	8/1996	Mitchell	D28/47

(Continued)

FOREIGN PATENT DOCUMENTS

FR	2426549 A1	12/1979
RU	128963 U1	6/2013

(Continued)

OTHER PUBLICATIONS

All Office Actions; U.S. Appl. No. 17/197,159.
Unpublished U.S. Appl. No. 17/197,159, filed Mar. 10, 2021, to first inventor et. al.

Primary Examiner — Jennifer Rivard
Assistant Examiner — Alison M Ofstun
(74) *Attorney, Agent, or Firm* — John M. Lipchitz

(57) **CLAIM**

The ornamental design for a shaving razor handle, as shown and described.

DESCRIPTION

FIG. **1** is a front perspective view of a first embodiment of a shaving razor handle showing my new design;
FIG. **2** is a front view thereof;
FIG. **3** is a rear view thereof;
FIG. **4** is a right view thereof;
FIG. **5** is a left view thereof;
FIG. **6** is a top view thereof;
FIG. **7** is a bottom view thereof;
FIG. **8** is a rear perspective view thereof;
FIG. **9** is a front perspective view of a second embodiment of a shaving razor handle showing my new design;
FIG. **10** is a front view thereof;
FIG. **11** is a rear view thereof;
FIG. **12** is a right view thereof;
FIG. **13** is a left view thereof;
FIG. **14** is a top view thereof;
FIG. **15** is a bottom view thereof; and,
FIG. **16** is a rear perspective view thereof.

The broken lines in the drawings illustrate portions of the shaving razor handle and form no part of the claimed design.

1 Claim, 10 Drawing Sheets

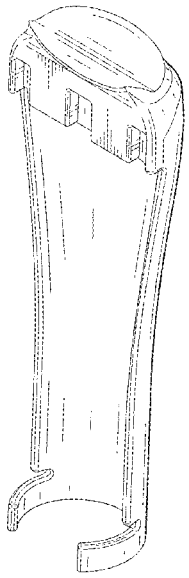

(56) **References Cited**

U.S. PATENT DOCUMENTS

5,701,674	A *	12/1997	Mitchell	B26B 21/446 30/41
8,510,957	B2 *	8/2013	Wain	B26B 21/446 30/535
8,607,458	B2	12/2013	Hosseini et al.	
D887,642	S	6/2020	Hodgson	
10,800,058	B2 *	10/2020	Eagleton	B26B 21/528
11,141,873	B2 *	10/2021	Hodgson	B26B 21/522
2012/0102745	A1	5/2012	Jessemey et al.	
2013/0145623	A1 *	6/2013	Wain	B26B 21/446 30/41
2015/0121705	A1 *	5/2015	Coffindaffer	A61K 8/37 30/41.5
2021/0283791	A1 *	9/2021	Siegmann	B26B 21/521

FOREIGN PATENT DOCUMENTS

RU	129224	U1	6/2013
WO	2007141816	A1	12/2007
WO	2018084822	A1	5/2018

* cited by examiner

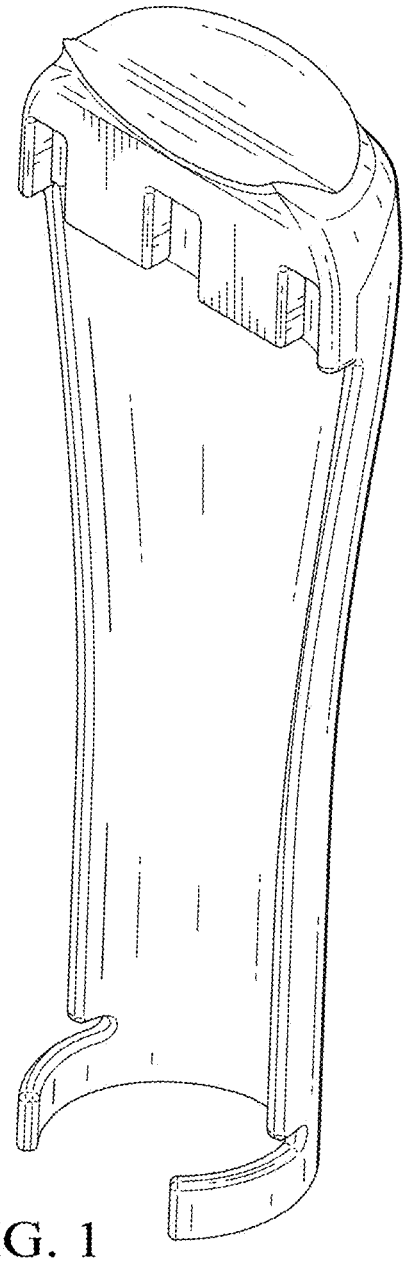

FIG. 1

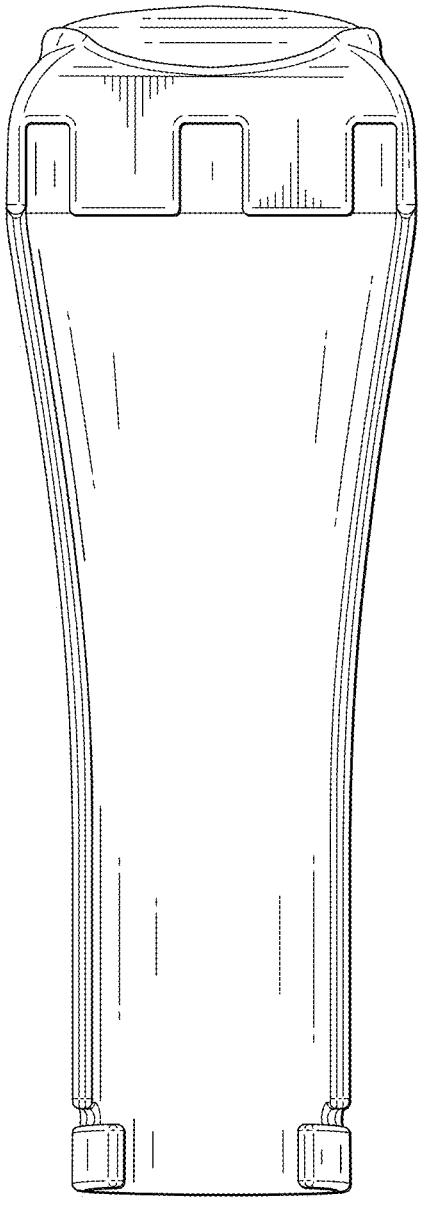

FIG. 2

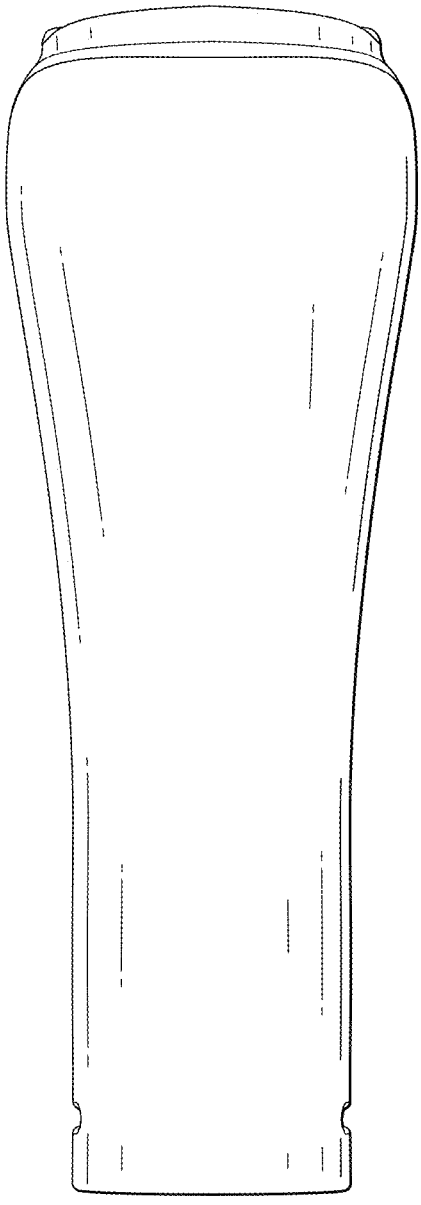

FIG. 3

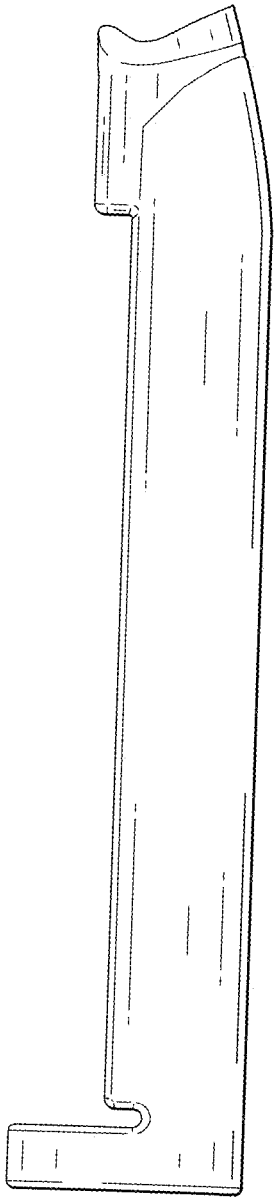

FIG. 4

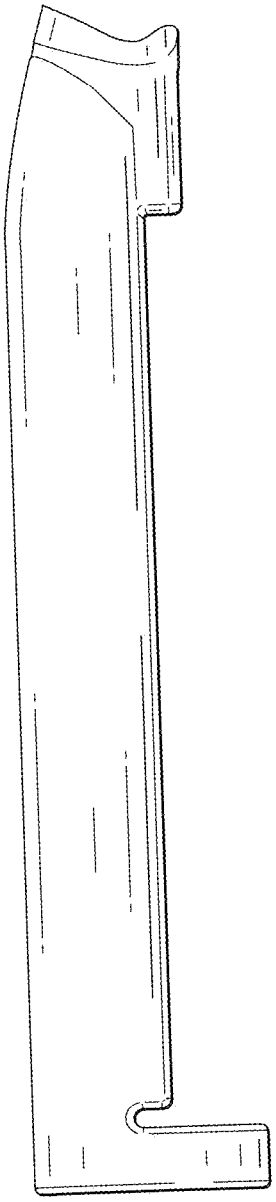

FIG. 5

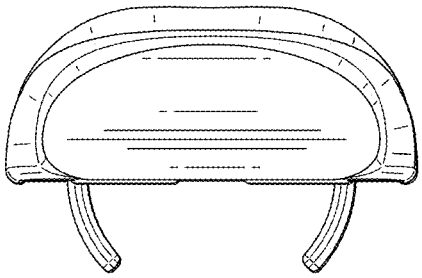

FIG. 6

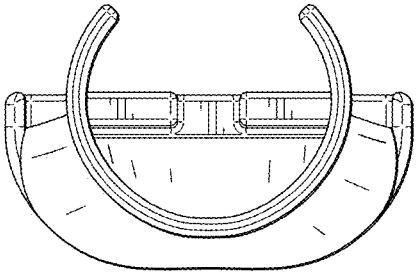

FIG. 7

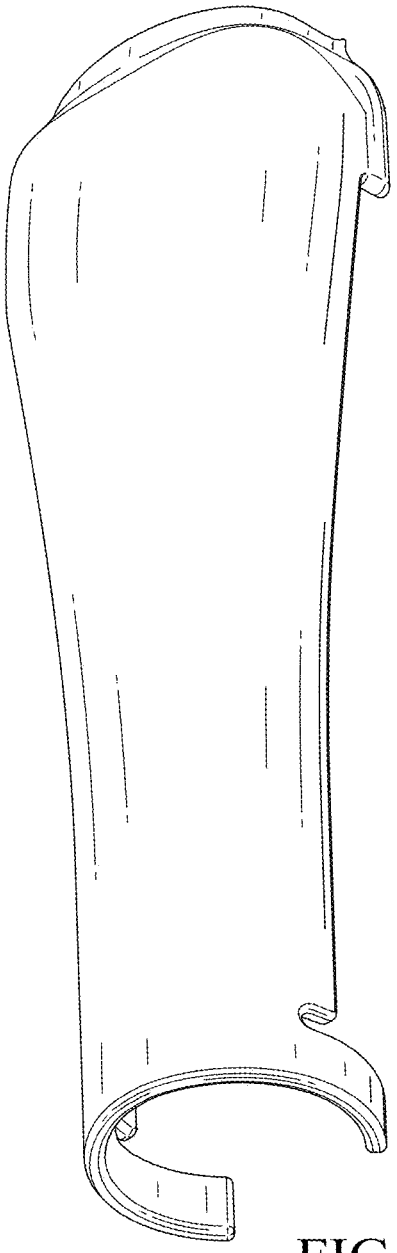

FIG. 8

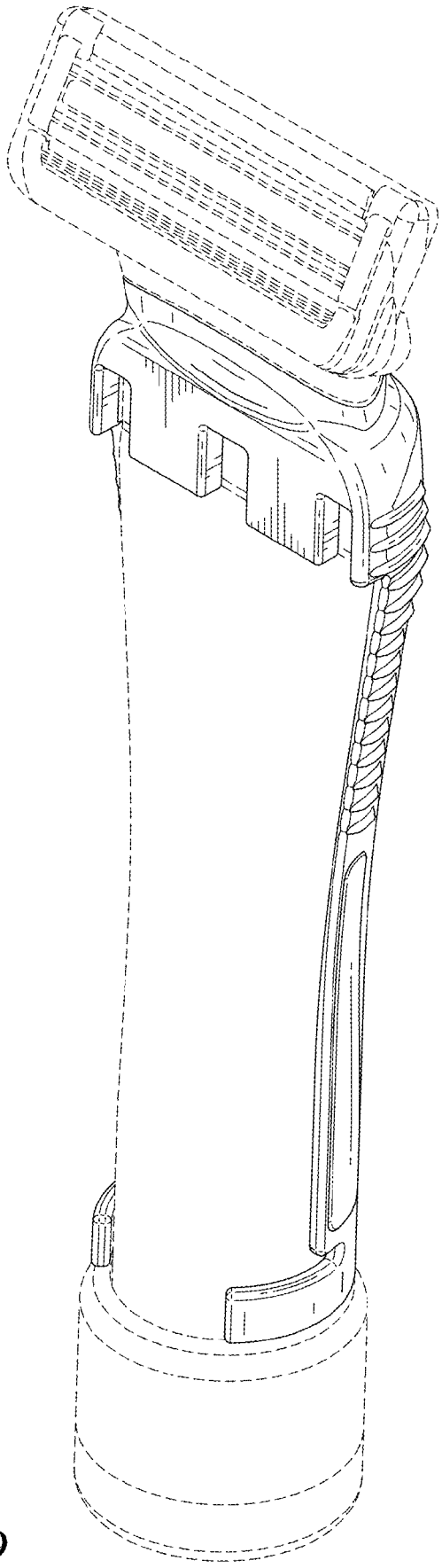

FIG. 9

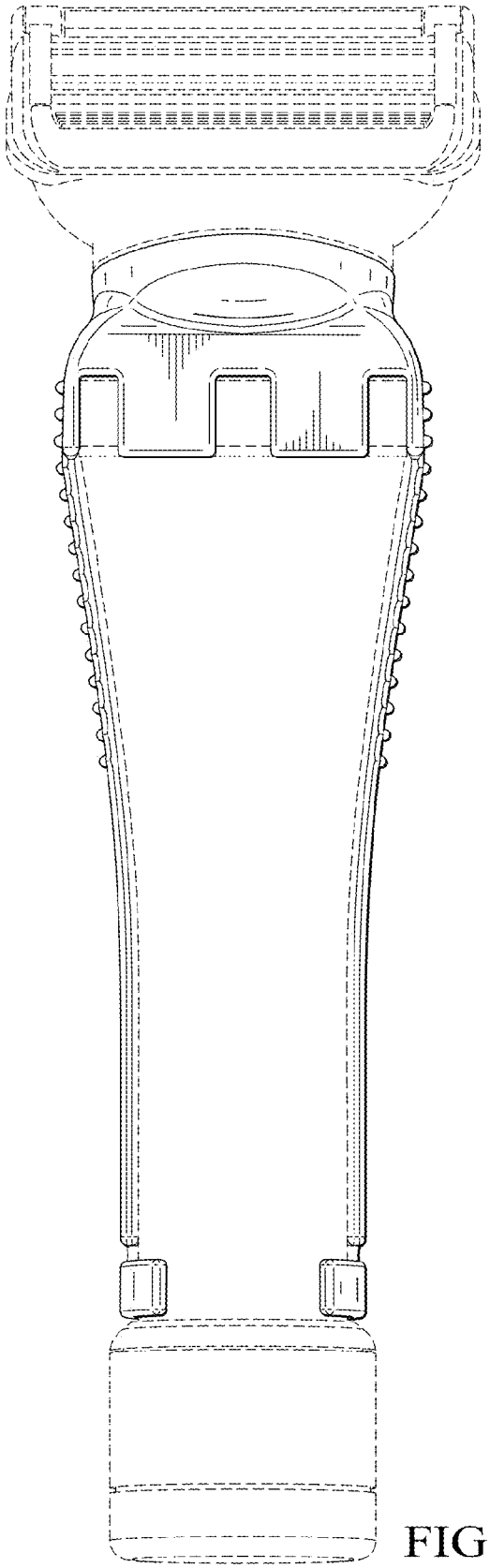

FIG. 10

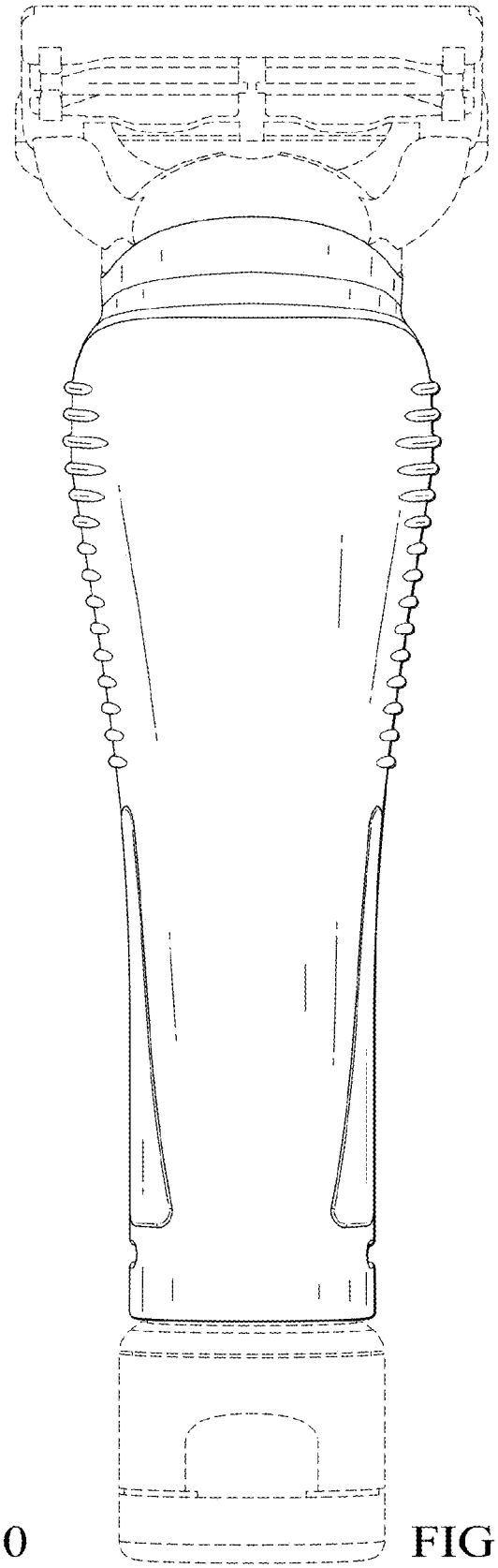

FIG. 11

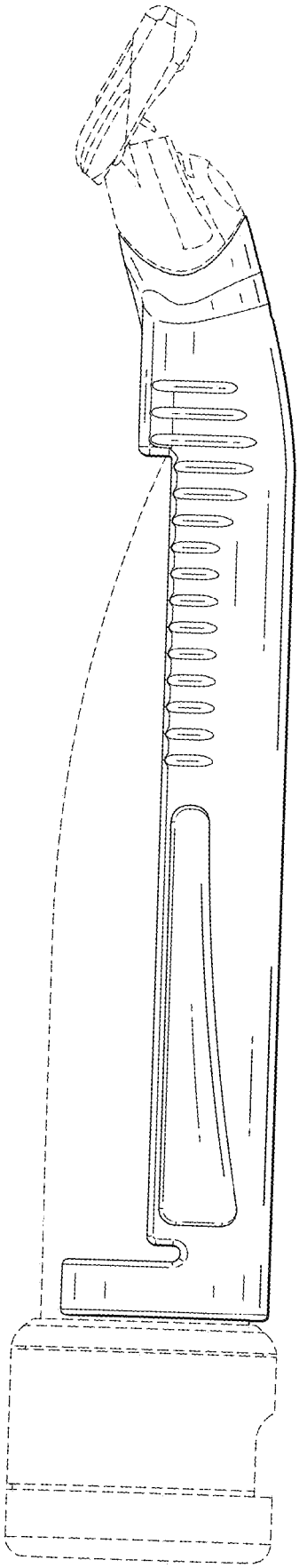

FIG. 12

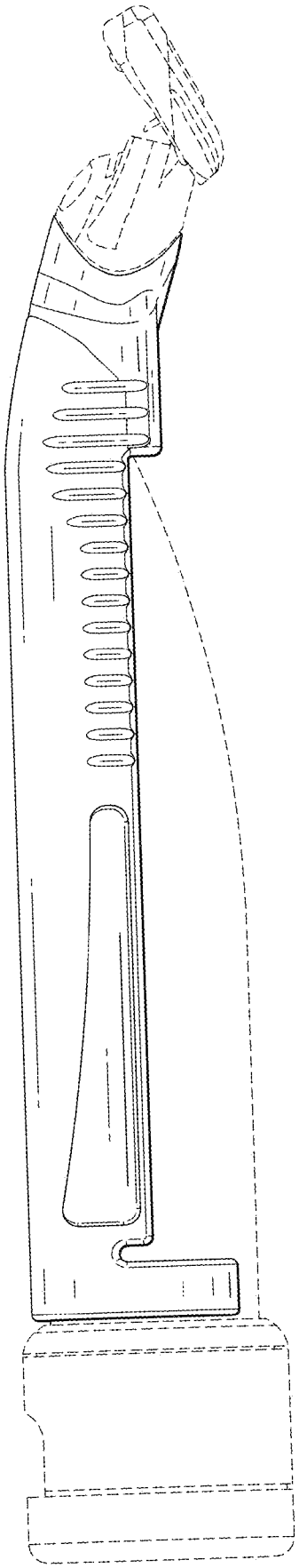

FIG. 13

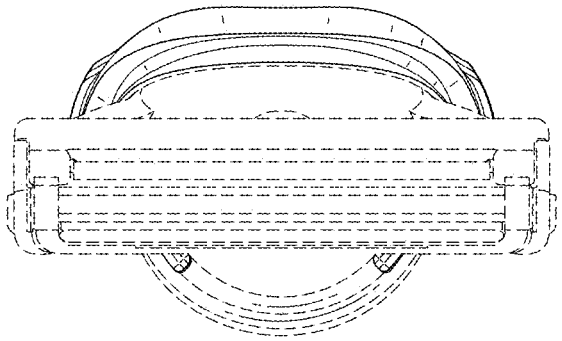

FIG. 14

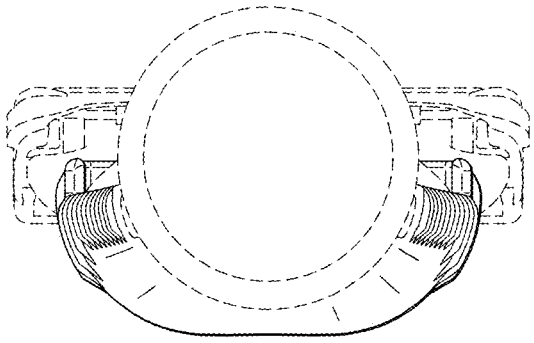

FIG. 15

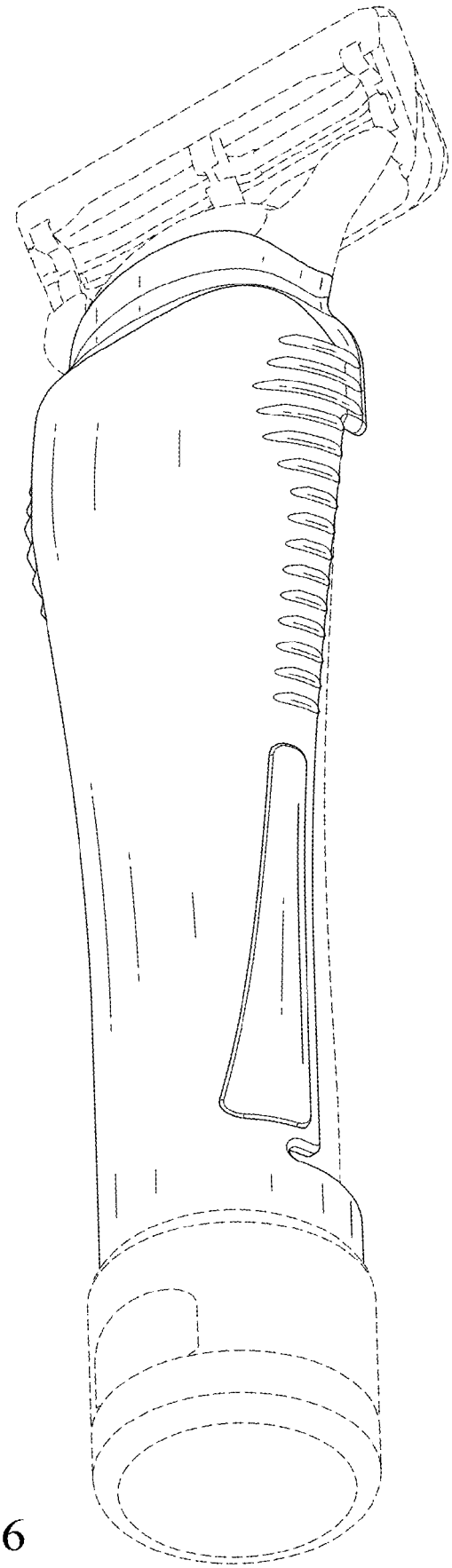

FIG. 16