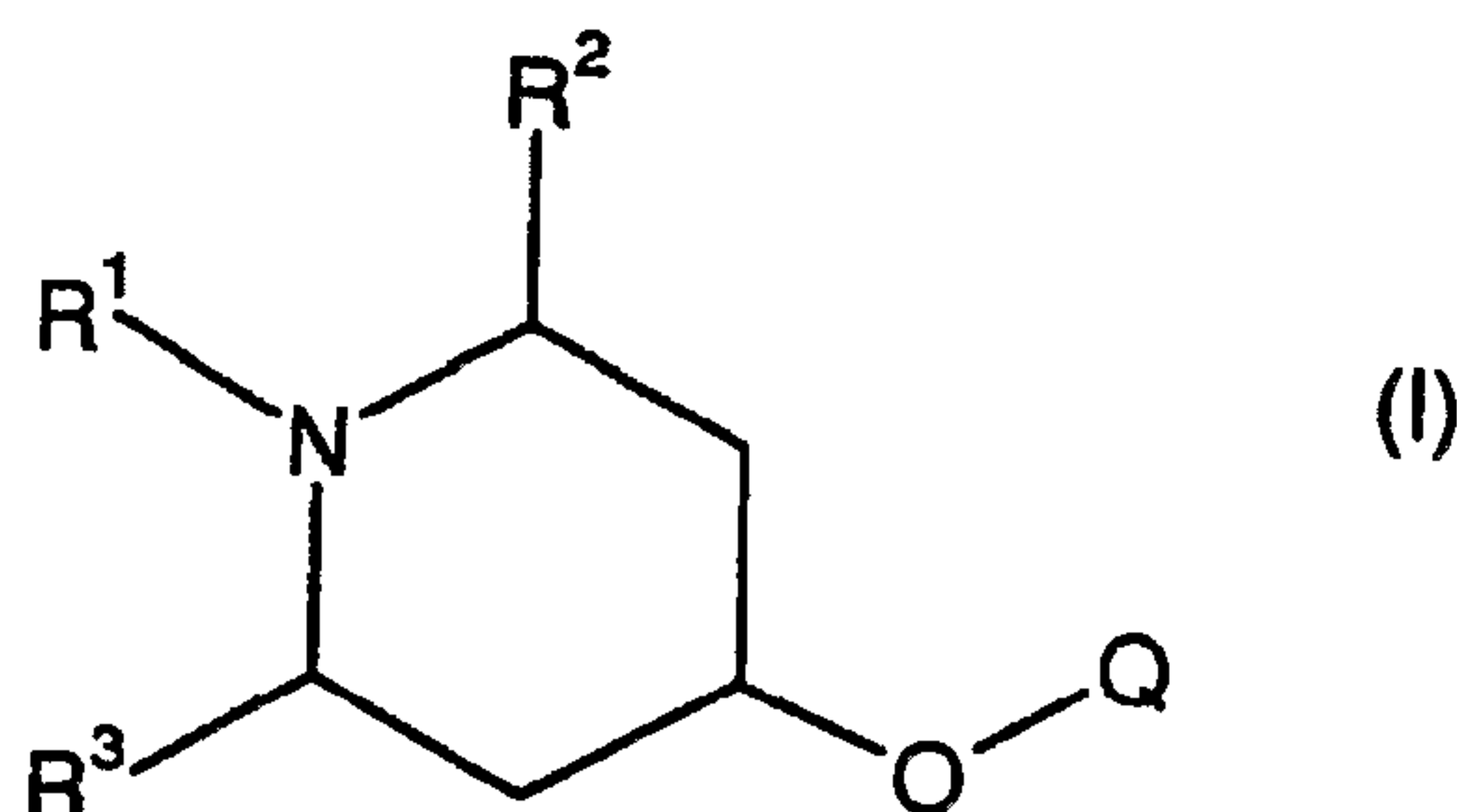




(86) Date de dépôt PCT/PCT Filing Date: 2007/02/13
(87) Date publication PCT/PCT Publication Date: 2007/08/23
(85) Entrée phase nationale/National Entry: 2008/08/08
(86) N° demande PCT/PCT Application No.: EP 2007/051401
(87) N° publication PCT/PCT Publication No.: 2007/093604
(30) Priorités/Priorities: 2006/02/17 (DKPA 2006 00233);
2006/02/21 (US60/774,669)

(51) Cl.Int./Int.Cl. *C07D 451/06* (2006.01),
A61K 31/135 (2006.01), *A61K 31/46* (2006.01)
(71) Demandeur/Applicant:
NEUROSEARCH A/S, DK
(72) Inventeurs/Inventors:
PETERS, DAN, DK;
REDROBE, JOHN, PAUL, DK;
NIELSEN, ELSEBET, OESTERGAARD, DK
(74) Agent: MCCARTHY TETRAULT LLP

(54) Titre : NOUVEAUX DERIVES DE CHROMEN-2-ONE ET LEURS UTILISATION EN TANT QU'INHIBITEURS DE
RECAPTAGE D'UN NEURO-TRANSMETTEUR MONOAMINE
(54) Title: NOVEL CHROMEN-2-ONE DERIVATIVES AND THEIR USE AS MONOAMINE NEUROTRANSMITTER RE-
UPTAKE INHIBITORS



(57) **Abrégé/Abstract:**

This invention relates to novel chromen-2-one derivatives of formula (I) useful as monoamine neurotransmitter re-uptake inhibitors. In other aspects the invention relates to the use of these compounds in a method for therapy and to pharmaceutical compositions comprising the compounds of the invention. Formula (I) wherein Q represents a chromen-2-one group; which chromen-2-one group is optionally substituted with one or more substituents independently selected from the group consisting of: halo, trifluoromethyl, trifluoromethoxy, cyano, hydroxy, amino, nitro, alkoxy, cycloalkoxy, alkyl, cycloalkyl, cycloalkylalkyl, alkenyl and alkynyl; R¹ represents hydrogen or alkyl; which alkyl is optionally substituted with one or more substituents independently selected from the group consisting of: halo, trifluoromethyl, trifluoromethoxy, cyano, hydroxy, amino, nitro, alkoxy, cycloalkoxy, alkyl, cycloalkyl, cycloalkylalkyl, alkenyl and alkynyl; and R² and R³ together form -(CH₂)-(CH₂)- or -(CH)=(CH)-.



(12) INTERNATIONAL APPLICATION PUBLISHED UNDER THE PATENT COOPERATION TREATY (PCT)

(19) World Intellectual Property Organization
International Bureau



(43) International Publication Date
23 August 2007 (23.08.2007)

PCT

(10) International Publication Number
WO 2007/093604 A1

(51) International Patent Classification:

C07D 451/06 (2006.01) A61K 31/46 (2006.01)
A61K 31/135 (2006.01)

(21) International Application Number:

PCT/EP2007/051401

(22) International Filing Date:

13 February 2007 (13.02.2007)

(25) Filing Language:

English

(26) Publication Language:

English

(30) Priority Data:

PA 2006 00233 17 February 2006 (17.02.2006) DK
60/774,669 21 February 2006 (21.02.2006) US

(71) Applicant (for all designated States except US): **NEUROSEARCH A/S** [DK/DK]; 93 Pederstrupvej, DK-2750 Ballerup (DK).

(72) Inventors; and

(75) Inventors/Applicants (for US only): **PETERS, Dan** [SE/DK]; c/o NeuroSearch A/S, 93 Pederstrupvej, DK-2750 Ballerup (DK). **REDROBE, John, Paul** [GB/DK]; c/o NeuroSearch A/S, 93 Pederstrupvej, DK-2750 Ballerup (DK). **NIELSEN, Elsebet, Østergaard** [DK/DK]; c/o NeuroSearch A/S, 93 Pederstrupvej, DK-2750 Ballerup (DK).

(74) Common Representative: **NEUROSEARCH A/S**; Patent Department, 93 Pederstrupvej, DK-2750 Ballerup (DK).

(81) Designated States (unless otherwise indicated, for every kind of national protection available): AE, AG, AL, AM, AT, AU, AZ, BA, BB, BG, BR, BW, BY, BZ, CA, CH, CN, CO, CR, CU, CZ, DE, DK, DM, DZ, EC, EE, EG, ES, FI, GB, GD, GE, GH, GM, GT, HN, HR, HU, ID, IL, IN, IS, JP, KE, KG, KM, KN, KP, KR, KZ, LA, LC, LK, LR, LS, LT, LU, LV, LY, MA, MD, MG, MK, MN, MW, MX, MY, MZ, NA, NG, NI, NO, NZ, OM, PG, PH, PL, PT, RO, RS, RU, SC, SD, SE, SG, SK, SL, SM, SV, SY, TJ, TM, TN, TR, TT, TZ, UA, UG, US, UZ, VC, VN, ZA, ZM, ZW.

(84) Designated States (unless otherwise indicated, for every kind of regional protection available): ARIPO (BW, GH, GM, KE, LS, MW, MZ, NA, SD, SL, SZ, TZ, UG, ZM, ZW), Eurasian (AM, AZ, BY, KG, KZ, MD, RU, TJ, TM), European (AT, BE, BG, CH, CY, CZ, DE, DK, EE, ES, FI, FR, GB, GR, HU, IE, IS, IT, LT, LU, LV, MC, NL, PL, PT, RO, SE, SI, SK, TR), OAPI (BF, BJ, CF, CG, CI, CM, GA, GN, GQ, GW, ML, MR, NE, SN, TD, TG).

Declaration under Rule 4.17:

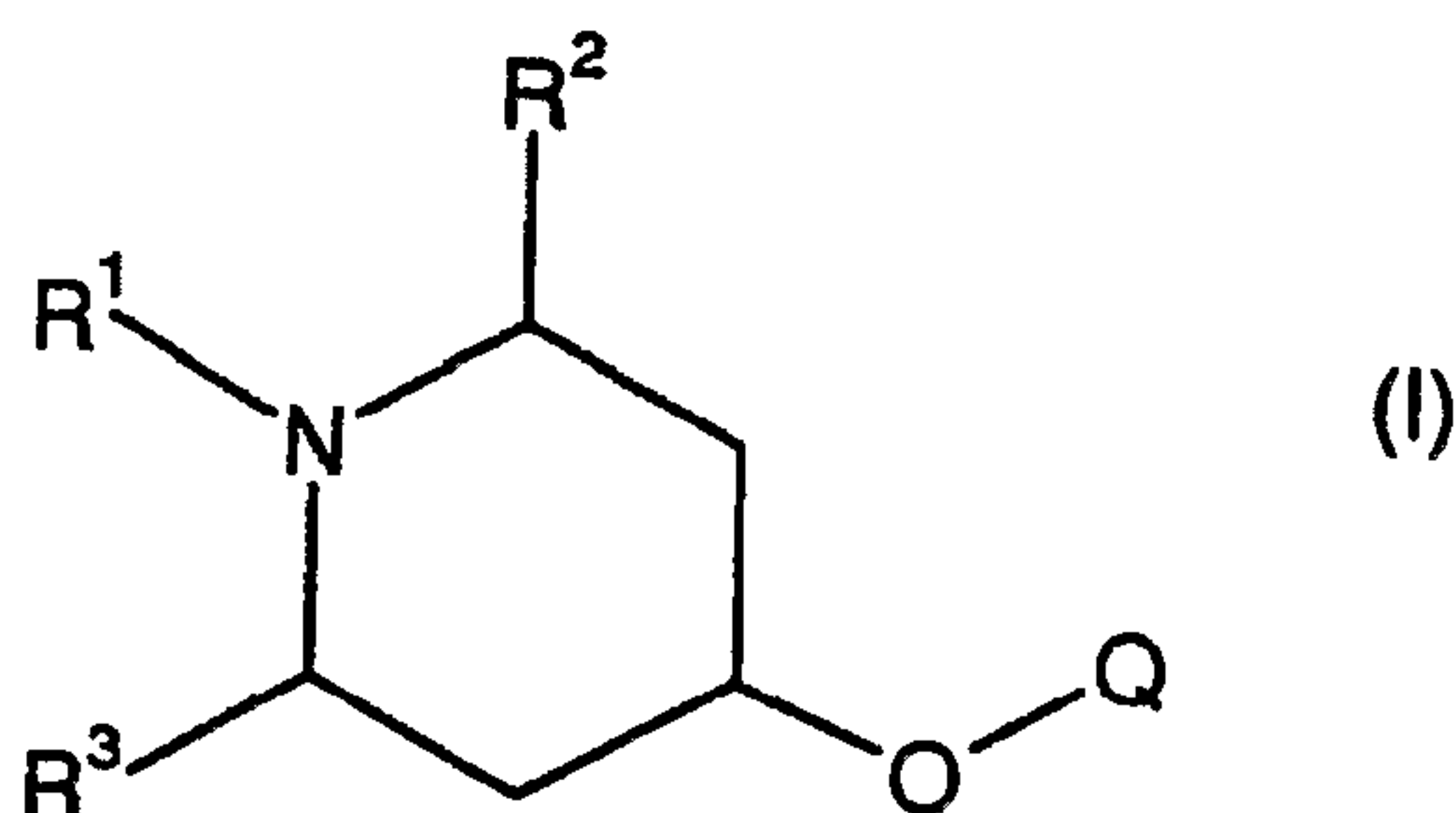
— as to applicant's entitlement to apply for and be granted a patent (Rule 4.17(ii))

Published:

— with international search report

For two-letter codes and other abbreviations, refer to the "Guidance Notes on Codes and Abbreviations" appearing at the beginning of each regular issue of the PCT Gazette.

(54) Title: NOVEL CHROMEN-2-ONE DERIVATIVES AND THEIR USE AS MONOAMINE NEUROTRANSMITTER RE-UPTAKE INHIBITORS



(57) Abstract: This invention relates to novel chromen-2-one derivatives of formula (I) useful as monoamine neurotransmitter re-uptake inhibitors. In other aspects the invention relates to the use of these compounds in a method for therapy and to pharmaceutical compositions comprising the compounds of the invention. Formula (I) wherein Q represents a chromen-2-one group; which chromen-2-one group is optionally substituted with one or more substituents independently selected from the group consisting of: halo, trifluoromethyl, trifluoromethoxy, cyano, hydroxy, amino, nitro, alkoxy, cycloalkoxy, alkyl, cycloalkyl, cycloalkylalkyl, alkenyl and alkynyl; R¹ represents hydrogen or alkyl; which alkyl is optionally substituted with one or more substituents independently selected from the group consisting of: halo, trifluoromethyl, trifluoromethoxy, cyano,

hydroxy, amino, nitro, alkoxy, cycloalkoxy, alkyl, cycloalkyl, cycloalkylalkyl, alkenyl and alkynyl; and R² and R³ together form -(CH₂)-(CH₂)- or -(CH)=(CH)-.

WO 2007/093604 A1

NOVEL CHROMEN-2-ONE DERIVATIVES AND THEIR USE AS MONOAMINE NEUROTRANSMITTER RE-UP TAKE INHIBITORS

TECHNICAL FIELD

5

This invention relates to novel chromen-2-one derivatives useful as monoamine neurotransmitter re-uptake inhibitors.

In other aspects the invention relates to the use of these compounds in a method for therapy and to pharmaceutical compositions comprising the compounds of
10 the invention.

BACKGROUND ART

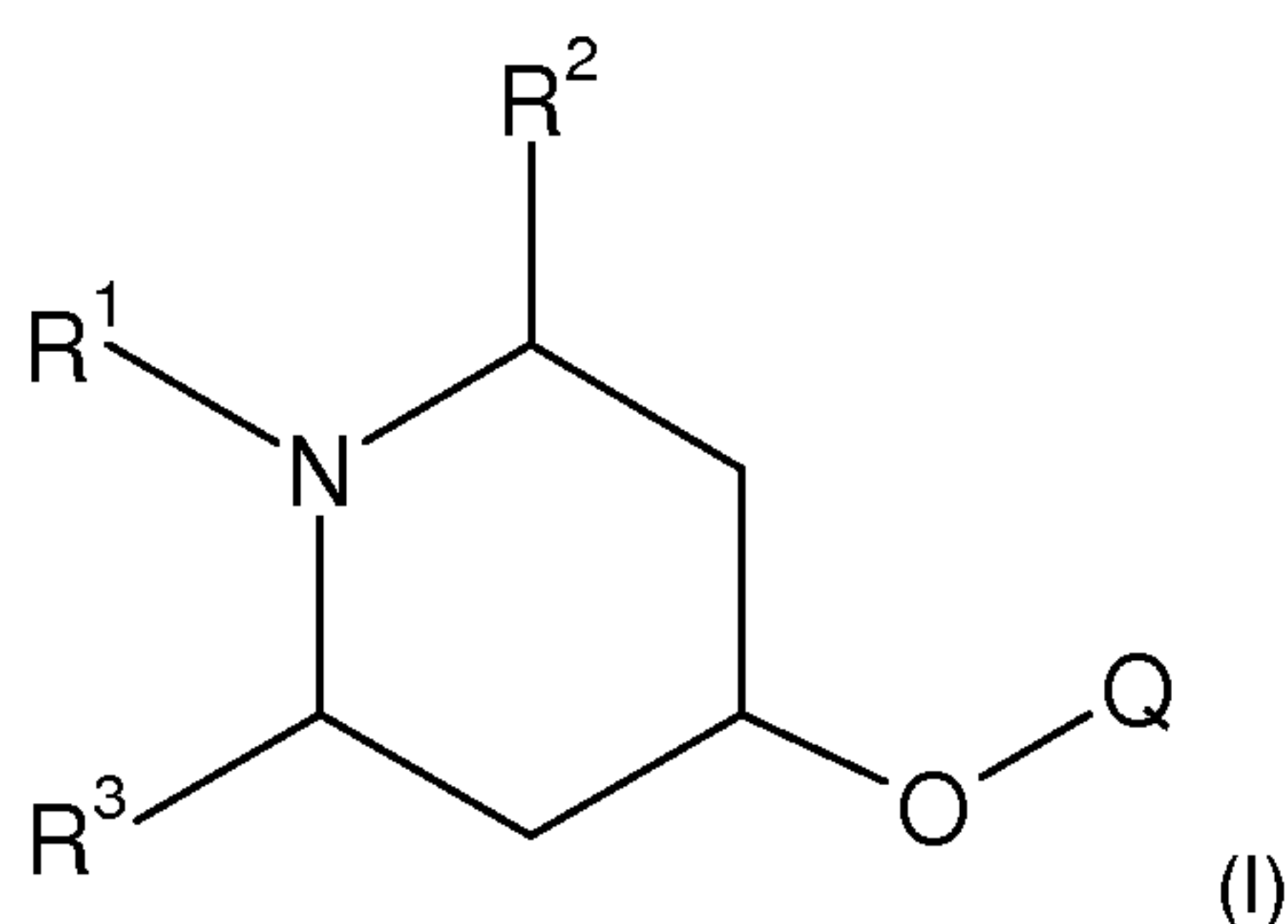
Serotonin Selective Reuptake Inhibitors (SSRIs) currently provide efficacy in the
15 treatment of several CNS disorders, including depression and panic disorder. SSRIs are generally perceived by psychiatrists and primary care physicians as effective, well-tolerated and easily administered. However, they are associated with a number of undesirable features.

Thus, there is still a strong need for compounds with an optimised
20 pharmacological profile as regards the activity on reuptake of the monoamine neurotransmitters serotonin, dopamine and noradrenaline, such as the ratio of the serotonin reuptake versus the noradrenaline and dopamine reuptake activity.

SUMMARY OF THE INVENTION

25

In its first aspect, the invention provides a compound of Formula I:



any of its isomers or any mixture of its isomers, or a pharmaceutically acceptable salt
30 thereof,

wherein R^1 , R^2 , R^3 and Q are as defined below.

In its second aspect, the invention provides a pharmaceutical composition, comprising a therapeutically effective amount of a compound of the invention, any of

its isomers or any mixture of its isomers, or a pharmaceutically acceptable salt thereof, together with at least one pharmaceutically acceptable carrier, excipient or diluent.

In a further aspect, the invention provides the use of a compound of the invention, any of its isomers or any mixture of its isomers, or a pharmaceutically acceptable salt thereof, for the manufacture of a pharmaceutical composition for the treatment, prevention or alleviation of a disease or a disorder or a condition of a mammal, including a human, which disease, disorder or condition is responsive to inhibition of monoamine neurotransmitter re-uptake in the central nervous system.

In a still further aspect, the invention relates to a method for treatment, prevention or alleviation of a disease or a disorder or a condition of a living animal body, including a human, which disorder, disease or condition is responsive to responsive to inhibition of monoamine neurotransmitter re-uptake in the central nervous system, which method comprises the step of administering to such a living animal body in need thereof a therapeutically effective amount of a compound of the invention, any of its isomers or any mixture of its isomers, or a pharmaceutically acceptable salt thereof.

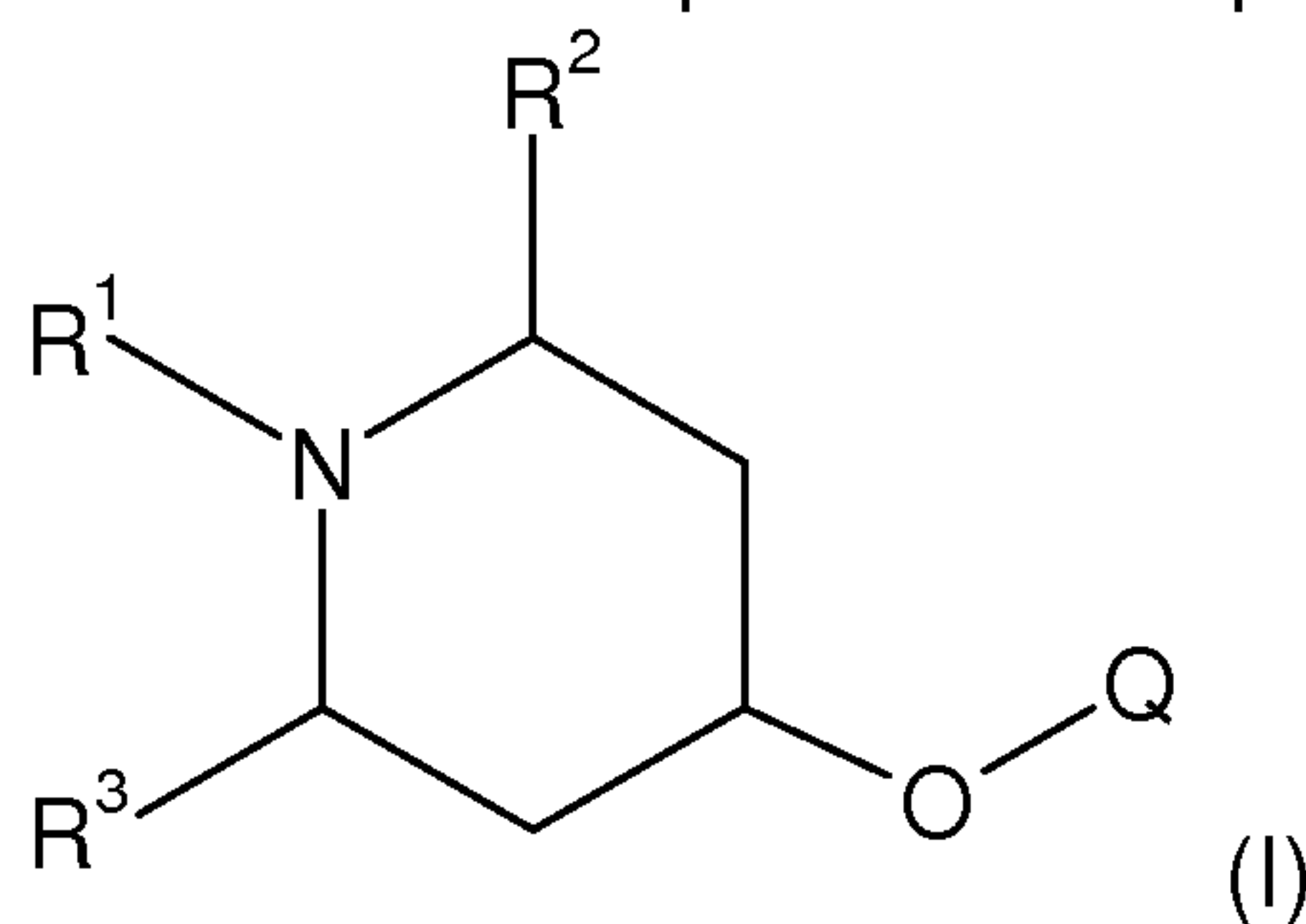
Other objects of the invention will be apparent to the person skilled in the art from the following detailed description and examples.

20

DETAILED DISCLOSURE OF THE INVENTION

Chromen-2-one derivatives

In its first aspect the present invention provides compounds of Formula I:



any of its isomers or any mixture of its isomers, or a pharmaceutically acceptable salt thereof, wherein

Q represents a chromen-2-one group;

which chromen-2-one group is optionally substituted with one or more substituents independently selected from the group consisting of:

halo, trifluoromethyl, trifluoromethoxy, cyano, hydroxy, amino, nitro, alkoxy, cycloalkoxy, alkyl, cycloalkyl, cycloalkylalkyl, alkenyl and alkynyl;

R¹ represents hydrogen or alkyl;

30

which alkyl is optionally substituted with one or more substituents independently selected from the group consisting of:

halo, trifluoromethyl, trifluoromethoxy, cyano, hydroxy, amino, nitro, alkoxy, cycloalkoxy, alkyl, cycloalkyl, cycloalkylalkyl, alkenyl and alkynyl; and

5 R^2 and R^3 together form $-(CH_2)-(CH_2)-$ or $-(CH)=(CH)-$.

In one embodiment of the compound of Formula I, R^2 and R^3 together form $-(CH_2)-(CH_2)-$; and R^1 is as defined above. In a special embodiment, R^1 represents alkyl, alkenyl or alkoxyalkyl. In a further embodiment, R^1 represents C_{2-6} -alkyl, alkenyl
10 or alkoxyalkyl. In a still further embodiment, R^1 represents C_{2-6} -alkyl, such as ethyl or propyl, in particular isopropyl. In a further embodiment, R^1 represents alkenyl, such as allyl. In a still further embodiment, R^1 represents alkoxyalkyl, such as alkoxyethyl, in particular methoxyethyl. In a further embodiment, R^1 represents hydrogen. In a still further embodiment, R^1 represents alkyl, such as methyl.

15 In a further embodiment of the compound of Formula I, R^2 and R^3 together form $-(CH)=(CH)-$; and R^1 is as defined in claim 1. In a special embodiment, R^1 represents hydrogen or alkyl. In a further embodiment, R^1 represents hydrogen. In a still further embodiment, R^1 represents alkyl, such as methyl.

In a further embodiment of the compound of Formula I, Q represents chromen-
20 2-one-yl. In a special embodiment of the compound of Formula I, Q represents chromen-2-one-7-yl. In a special embodiment of the compound of Formula I, Q represents chromen-2-one-6-yl.

In a still further embodiment of the compound of Formula I, Q represents substituted chromen-2-one-yl, such as halo, cyano or alkyl substituted chromen-2-one-
25 yl. In a special embodiment of the compound of Formula I, Q represents substituted chromen-2-one-7-yl, such as halo, cyano or alkyl substituted chromen-2-one-7-yl. In a special embodiment of the compound of Formula I, Q represents substituted chromen-2-one-6-yl, such as halo, cyano or alkyl substituted chromen-2-one-6-yl.

In a further embodiment, Q represents chromen-2-one-yl; which chromen-2-
30 one-yl group is substituted in the 3-position with a substituent selected from the group consisting of: halo, trifluoromethyl, trifluoromethoxy, cyano, hydroxy, amino, nitro, alkoxy, cycloalkoxy, alkyl, cycloalkyl, cycloalkylalkyl, alkenyl and alkynyl.

In a still further special embodiment, Q represents 3-halo-chromen-2-one-yl, such as 3-halo-chromen-2-one-6-yl or 3-halo-chromen-2-one-7-yl. In a special
35 embodiment, Q represents 3-bromo-chromen-2-one-6-yl, 3-bromo-chromen-2-one-7-yl, 3-chloro-chromen-2-one-6-yl or 3-chloro-chromen-2-one-7-yl.

In a further special embodiment, Q represents 3-cyano-chromen-2-one-yl, such as 3-cyano-chromen-2-one-6-yl or 3-cyano-chromen-2-one-7-yl.

In a further special embodiment, Q represents alkyl-cyano-chromen-2-one-yl, such as methyl-cyano-chromen-2-one-yl, such as 4-methyl-3-cyano-chromen-2-one-yl. In a special embodiment, Q represents 4-methyl-3-cyano-chromen-2-one-6-yl or 4-methyl-3-cyano-chromen-2-one-7-yl.

5 In a special embodiment the chemical compound of the invention is
exo-3-Bromo-7-(8-methyl-8-aza-bicyclo[3.2.1]oct-3-yloxy)-chromen-2-one;
exo-7-(8-Aza-bicyclo[3.2.1]oct-3-yloxy)-2-oxo-2*H*-chromene-3-carbonitrile;
exo-6-(8-Aza-bicyclo[3.2.1]oct-3-yloxy)-3-bromo-chromen-2-one;
exo-7-(8-Aza-bicyclo[3.2.1]oct-3-yloxy)-3-chloro-chromen-2-one;
 10 *exo*-7-(8-Aza-bicyclo[3.2.1]oct-3-yloxy)-4-methyl-2-oxo-2*H*-chromene-3-carbonitrile;
exo-7-(8-Ethyl-8-aza-bicyclo[3.2.1]oct-3-yloxy)-chromen-2-one;
exo-7-(8-Isopropyl-8-aza-bicyclo[3.2.1]oct-3-yloxy)-chromen-2-one;
exo-7-[8-(2-Methoxy-ethyl)-8-aza-bicyclo[3.2.1]oct-3-yloxy]-chromen-2-one;
exo-7-(8-Allyl-8-aza-bicyclo[3.2.1]oct-3-yloxy)-chromen-2-one;
 15 *exo*-7-(8-Aza-bicyclo[3.2.1]oct-6-en-3-yl)oxy)-chromen-2-one;
exo-7-(8-Methyl-8-aza-bicyclo[3.2.1]oct-6-en-3-yloxy)-chromen-2-one;
exo-3-Bromo-7-(8-methyl-8-aza-bicyclo[3.2.1]oct-3-yloxy)-chromen-2-one;
exo-3-Chloro-7-(8-methyl-8-aza-bicyclo[3.2.1]oct-3-yloxy)-chromen-2-one;
 or a pharmaceutically acceptable salt thereof.

20 Any combination of two or more of the embodiments as described above is considered within the scope of the present invention.

Definition of Substituents

In the context of this invention halo represents fluoro, chloro, bromo or iodo.

25 In the context of this invention an alkyl group designates a univalent saturated, straight or branched hydrocarbon chain. The hydrocarbon chain preferably contains of from one to six carbon atoms (C₁₋₆-alkyl), including pentyl, isopentyl, neopentyl, tertiary pentyl, hexyl and isohexyl. In a preferred embodiment alkyl represents a C₁₋₄-alkyl group, including butyl, isobutyl, secondary butyl, and tertiary butyl. In another preferred
 30 embodiment of this invention alkyl represents a C₁₋₃-alkyl group, which may in particular be methyl, ethyl, propyl or isopropyl.

In the context of this invention an alkenyl group designates a carbon chain containing one or more double bonds, including di-enes, tri-enes and poly-enes. In a preferred embodiment the alkenyl group of the invention comprises of from two to six
 35 carbon atoms (C₂₋₆-alkenyl), including at least one double bond. In a most preferred embodiment the alkenyl group of the invention is ethenyl; 1- or 2-propenyl; 1-, 2- or 3-butenyl, or 1,3-butadienyl; 1-, 2-, 3-, 4- or 5-hexenyl, or 1,3-hexadienyl, or 1,3,5-hexatrienyl.

In the context of this invention an alkynyl group designates a carbon chain containing one or more triple bonds, including di-ynes, tri-ynes and poly-ynes. In a preferred embodiment the alkynyl group of the invention comprises of from two to six carbon atoms (C₂₋₆-alkynyl), including at least one triple bond. In its most preferred
5 embodiment the alkynyl group of the invention is ethynyl; 1-, or 2-propynyl; 1-, 2-, or 3-butynyl, or 1,3-butadiynyl; 1-, 2-, 3-, 4-pentynyl, or 1,3-pentadiynyl; 1-, 2-, 3-, 4-, or 5-hexynyl, or 1,3-hexadiynyl or 1,3,5-hexatriynyl.

In the context of this invention a cycloalkyl group designates a cyclic alkyl group, preferably containing of from three to seven carbon atoms (C₃₋₇-cycloalkyl), including
10 cyclopropyl, cyclobutyl, cyclopentyl, cyclohexyl and cycloheptyl.

Alkoxy is O-alkyl, wherein alkyl is as defined above.

Cycloalkoxy means O-cycloalkyl, wherein cycloalkyl is as defined above.

Cycloalkylalkyl means cycloalkyl as above and alkyl as above, meaning for example, cyclopropylmethyl.

15 Amino is NH₂ or NH-alkyl or N-(alkyl)₂, wherein alkyl is as defined above.

Pharmaceutically Acceptable Salts

The chemical compound of the invention may be provided in any form suitable for the intended administration. Suitable forms include pharmaceutically (i.e.
20 physiologically) acceptable salts, and pre- or prodrug forms of the chemical compound of the invention.

Examples of pharmaceutically acceptable addition salts include, without limitation, the non-toxic inorganic and organic acid addition salts such as the hydrochloride, the hydrobromide, the nitrate, the perchlorate, the phosphate, the sulphate,
25 the formate, the acetate, the aconate, the ascorbate, the benzenesulphonate, the benzoate, the cinnamate, the citrate, the embonate, the enantate, the fumarate, the glutamate, the glycolate, the lactate, the maleate, the malonate, the mandelate, the methanesulphonate, the naphthalene-2-sulphonate, the phthalate, the salicylate, the sorbate, the stearate, the succinate, the tartrate, the toluene-p-sulphonate, and the
30 like. Such salts may be formed by procedures well known and described in the art.

Other acids such as oxalic acid, which may not be considered pharmaceutically acceptable, may be useful in the preparation of salts useful as intermediates in obtaining a chemical compound of the invention and its pharmaceutically acceptable acid addition salt.

35 Examples of pharmaceutically acceptable cationic salts of a chemical compound of the invention include, without limitation, the sodium, the potassium, the calcium, the magnesium, the zinc, the aluminium, the lithium, the choline, the lysinium, and the ammonium salt, and the like, of a chemical compound of the invention containing an

anionic group. Such cationic salts may be formed by procedures well known and described in the art.

In the context of this invention the "onium salts" of N-containing compounds are also contemplated as pharmaceutically acceptable salts. Preferred "onium salts" include the alkyl-onium salts, the cycloalkyl-onium salts, and the cycloalkylalkyl-onium salts.

Examples of pre- or prodrug forms of the chemical compound of the invention include examples of suitable prodrugs of the substances according to the invention including compounds modified at one or more reactive or derivatizable groups of the parent compound. Of particular interest are compounds modified at a carboxyl group, a hydroxyl group, or an amino group. Examples of suitable derivatives are esters or amides.

The chemical compound of the invention may be provided in dissoluble or indissoluble forms together with a pharmaceutically acceptable solvent such as water, ethanol, and the like. Dissoluble forms may also include hydrated forms such as the monohydrate, the dihydrate, the hemihydrate, the trihydrate, the tetrahydrate, and the like. In general, the dissoluble forms are considered equivalent to indissoluble forms for the purposes of this invention.

20 Steric Isomers

It will be appreciated by those skilled in the art that the compounds of the present invention may exist in different stereoisomeric forms - including enantiomers, diastereomers and cis-trans-isomers.

For example, the group -O-Q of Formula I may in particular be in the *exo* or *endo* configuration relative to the azabicyclic ring.

The invention includes all such isomers and any mixtures thereof including racemic mixtures.

Racemic forms can be resolved into the optical antipodes by known methods and techniques. One way of separating the isomeric salts is by use of an optically active acid, and liberating the optically active amine compound by treatment with a base. Another method for resolving racemates into the optical antipodes is based upon chromatography on an optical active matrix. Racemic compounds of the present invention can thus be resolved into their optical antipodes, e.g., by fractional crystallisation of d- or l- (tartrates, mandelates, or camphorsulphonate) salts for example.

The chemical compounds of the present invention may also be resolved by the formation of diastereomeric amides by reaction of the chemical compounds of the present invention with an optically active activated carboxylic acid such as that derived from (+) or (-) phenylalanine, (+) or (-) phenylglycine, (+) or (-) camphanic acid or by

the formation of diastereomeric carbamates by reaction of the chemical compound of the present invention with an optically active chloroformate or the like.

Additional methods for the resolving the optical isomers are known in the art. Such methods include those described by *Jaques J, Collet A, & Wilen S* in

5 "Enantiomers, Racemates, and Resolutions", John Wiley and Sons, New York (1981).

Optical active compounds can also be prepared from optical active starting materials or intermediates.

Labelled Compounds

10 The compounds of the invention may be used in their labelled or unlabelled form. In the context of this invention the labelled compound has one or more atoms replaced by an atom having an atomic mass or mass number different from the atomic mass or mass number usually found in nature. The labelling will allow easy quantitative detection of said compound.

15 The labelled compounds of the invention may be useful as diagnostic tools, radio tracers, or monitoring agents in various diagnostic methods, and for *in vivo* receptor imaging.

The labelled isomer of the invention preferably contains at least one radio-nuclide as a label. Positron emitting radionuclides are all candidates for usage. In the
20 context of this invention the radionuclide is preferably selected from ^2H (deuterium), ^3H (tritium), ^{13}C , ^{14}C , ^{131}I , ^{125}I , ^{123}I , and ^{18}F .

The physical method for detecting the labelled isomer of the present invention may be selected from Position Emission Tomography (PET), Single Photon Imaging Computed Tomography (SPECT), Magnetic Resonance Spectroscopy (MRS),
25 Magnetic Resonance Imaging (MRI), and Computed Axial X-ray Tomography (CAT), or combinations thereof.

Methods of Preparation

The chemical compounds of the invention may be prepared by conventional
30 methods for chemical synthesis, e.g. those described in the working examples. The starting materials for the processes described in the present application are known or may readily be prepared by conventional methods from commercially available chemicals.

Also one compound of the invention can be converted to another compound of
35 the invention using conventional methods.

The end products of the reactions described herein may be isolated by conventional techniques, e.g. by extraction, crystallisation, distillation, chromatography, etc.

Biological Activity

Compounds of the invention may be tested for their ability to inhibit reuptake of the monoamines dopamine, noradrenaline and serotonin in synaptosomes e.g. such as described in WO 97/30997 (NeuroSearch A/S). Based on the balanced activity

5 observed in these tests the compound of the invention is considered useful for the treatment, prevention or alleviation of a disease or a disorder or a condition of a mammal, including a human, which disease, disorder or condition is responsive to inhibition of monoamine neurotransmitter re-uptake in the central nervous system.

In a special embodiment, the compounds of the invention are considered useful
10 for the treatment, prevention or alleviation of: mood disorder, depression, atypical depression, depression secondary to pain, major depressive disorder, dysthymic disorder, bipolar disorder, bipolar I disorder, bipolar II disorder, cyclothymic disorder, mood disorder due to a general medical condition, substance-induced mood disorder, pseudodementia, Ganser's syndrome, obsessive compulsive disorder, panic disorder,
15 panic disorder without agoraphobia, panic disorder with agoraphobia, agoraphobia without history of panic disorder, panic attack, memory deficits, memory loss, attention deficit hyperactivity disorder, obesity, anxiety, generalized anxiety disorder, eating disorder, Parkinson's disease, parkinsonism, dementia, dementia of ageing, senile dementia, Alzheimer's disease, acquired immunodeficiency syndrome dementia
20 complex, memory dysfunction in ageing, specific phobia, social phobia, social anxiety disorder, post-traumatic stress disorder, acute stress disorder, drug addiction, drug abuse, cocaine abuse, nicotine abuse, tobacco abuse, alcohol addiction, alcoholism, kleptomania, pain, chronic pain, inflammatory pain, neuropathic pain, migraine pain, tension-type headache, chronic tension-type headache, pain associated with
25 depression, fibromyalgia, arthritis, osteoarthritis, rheumatoid arthritis, back pain, cancer pain, irritable bowel pain, irritable bowel syndrome, post-operative pain, post-mastectomy pain syndrome (PMPS), post-stroke pain, drug-induced neuropathy, diabetic neuropathy, sympathetically-maintained pain, trigeminal neuralgia, dental pain, myofacial pain, phantom-limb pain, bulimia, premenstrual syndrome, premenstrual
30 dysphoric disorder, late luteal phase syndrome, post-traumatic syndrome, chronic fatigue syndrome, urinary incontinence, stress incontinence, urge incontinence, nocturnal incontinence, sexual dysfunction, premature ejaculation, erectile difficulty, erectile dysfunction, premature female orgasm, restless leg syndrome, periodic limb movement disorder, eating disorders, anorexia nervosa, sleep disorders, pervasive
35 developmental disorders, autism, Asperger's disorder, Rett's disorder, childhood disintegrative disorder, learning disabilities, motor skills disorders, mutism, trichotillomania, narcolepsy, post-stroke depression, stroke-induced brain damage, stroke-induced neuronal damage, Gilles de la Tourettes disease, tinnitus, tic disorders, body dysmorphic disorders, oppositional defiant disorder or post-stroke disabilities. In a

preferred embodiment, the compounds are considered useful for the treatment, prevention or alleviation of depression.

It is at present contemplated that a suitable dosage of the active pharmaceutical ingredient (API) is within the range of from about 0.1 to about 1000 mg API per day, more preferred of from about 10 to about 500 mg API per day, most preferred of from about 30 to about 100 mg API per day, dependent, however, upon the exact mode of administration, the form in which it is administered, the indication considered, the subject and in particular the body weight of the subject involved, and further the preference and experience of the physician or veterinarian in charge.

Preferred compounds of the invention show a biological activity in the sub-micromolar and micromolar range, i.e. of from below 1 to about 100 μ M.

Pharmaceutical Compositions

In another aspect the invention provides novel pharmaceutical compositions comprising a therapeutically effective amount of the chemical compound of the invention.

While a chemical compound of the invention for use in therapy may be administered in the form of the raw chemical compound, it is preferred to introduce the active ingredient, optionally in the form of a physiologically acceptable salt, in a pharmaceutical composition together with one or more adjuvants, excipients, carriers, buffers, diluents, and/or other customary pharmaceutical auxiliaries.

In a preferred embodiment, the invention provides pharmaceutical compositions comprising the chemical compound of the invention, or a pharmaceutically acceptable salt or derivative thereof, together with one or more pharmaceutically acceptable carriers, and, optionally, other therapeutic and/or prophylactic ingredients, known and used in the art. The carrier(s) must be "acceptable" in the sense of being compatible with the other ingredients of the formulation and not harmful to the recipient thereof.

Pharmaceutical compositions of the invention may be those suitable for oral, rectal, bronchial, nasal, pulmonal, topical (including buccal and sub-lingual), transdermal, vaginal or parenteral (including cutaneous, subcutaneous, intramuscular, intraperitoneal, intravenous, intraarterial, intracerebral, intraocular injection or infusion) administration, or those in a form suitable for administration by inhalation or insufflation, including powders and liquid aerosol administration, or by sustained release systems. Suitable examples of sustained release systems include semipermeable matrices of solid hydrophobic polymers containing the compound of the invention, which matrices may be in form of shaped articles, e.g. films or microcapsules.

The chemical compound of the invention, together with a conventional adjuvant, carrier, or diluent, may thus be placed into the form of pharmaceutical compositions and unit dosages thereof. Such forms include solids, and in particular tablets, filled capsules,

powder and pellet forms, and liquids, in particular aqueous or non-aqueous solutions, suspensions, emulsions, elixirs, and capsules filled with the same, all for oral use, suppositories for rectal administration, and sterile injectable solutions for parenteral use. Such pharmaceutical compositions and unit dosage forms thereof may comprise conventional
5 ingredients in conventional proportions, with or without additional active compounds or principles, and such unit dosage forms may contain any suitable effective amount of the active ingredient commensurate with the intended daily dosage range to be employed.

The chemical compound of the present invention can be administered in a wide variety of oral and parenteral dosage forms. It will be obvious to those skilled in the art that
10 the following dosage forms may comprise, as the active component, either a chemical compound of the invention or a pharmaceutically acceptable salt of a chemical compound of the invention.

For preparing pharmaceutical compositions from a chemical compound of the present invention, pharmaceutically acceptable carriers can be either solid or liquid. Solid
15 form preparations include powders, tablets, pills, capsules, cachets, suppositories, and dispersible granules. A solid carrier can be one or more substances which may also act as diluents, flavouring agents, solubilizers, lubricants, suspending agents, binders, preservatives, tablet disintegrating agents, or an encapsulating material.

In powders, the carrier is a finely divided solid, which is in a mixture with the finely
20 divided active component.

In tablets, the active component is mixed with the carrier having the necessary binding capacity in suitable proportions and compacted in the shape and size desired.

The powders and tablets preferably contain from five or ten to about seventy percent of the active compound. Suitable carriers are magnesium carbonate, magnesium
25 stearate, talc, sugar, lactose, pectin, dextrin, starch, gelatin, tragacanth, methylcellulose, sodium carboxymethylcellulose, a low melting wax, cocoa butter, and the like. The term "preparation" is intended to include the formulation of the active compound with encapsulating material as carrier providing a capsule in which the active component, with or without carriers, is surrounded by a carrier, which is thus in association with it. Similarly, cachets and lozenges are included. Tablets, powders, capsules, pills, cachets, and lozenges
30 can be used as solid forms suitable for oral administration.

For preparing suppositories, a low melting wax, such as a mixture of fatty acid glyceride or cocoa butter, is first melted and the active component is dispersed homogeneously therein, as by stirring. The molten homogenous mixture is then poured into convenient sized moulds, allowed to cool, and thereby to solidify.
35

Compositions suitable for vaginal administration may be presented as pessaries, tampons, creams, gels, pastes, foams or sprays containing in addition to the active ingredient such carriers as are known in the art to be appropriate.

Liquid preparations include solutions, suspensions, and emulsions, for example, water or water-propylene glycol solutions. For example, parenteral injection liquid preparations can be formulated as solutions in aqueous polyethylene glycol solution.

The chemical compound according to the present invention may thus be formulated for parenteral administration (e.g. by injection, for example bolus injection or continuous infusion) and may be presented in unit dose form in ampoules, pre-filled syringes, small volume infusion or in multi-dose containers with an added preservative. The compositions may take such forms as suspensions, solutions, or emulsions in oily or aqueous vehicles, and may contain formulation agents such as suspending, stabilising and/or dispersing agents. Alternatively, the active ingredient may be in powder form, obtained by aseptic isolation of sterile solid or by lyophilization from solution, for constitution with a suitable vehicle, e.g. sterile, pyrogen-free water, before use.

Aqueous solutions suitable for oral use can be prepared by dissolving the active component in water and adding suitable colorants, flavours, stabilising and thickening agents, as desired.

Aqueous suspensions suitable for oral use can be made by dispersing the finely divided active component in water with viscous material, such as natural or synthetic gums, resins, methylcellulose, sodium carboxymethylcellulose, or other well known suspending agents.

Also included are solid form preparations, intended for conversion shortly before use to liquid form preparations for oral administration. Such liquid forms include solutions, suspensions, and emulsions. In addition to the active component such preparations may comprise colorants, flavours, stabilisers, buffers, artificial and natural sweeteners, dispersants, thickeners, solubilizing agents, and the like.

For topical administration to the epidermis the chemical compound of the invention may be formulated as ointments, creams or lotions, or as a transdermal patch. Ointments and creams may, for example, be formulated with an aqueous or oily base with the addition of suitable thickening and/or gelling agents. Lotions may be formulated with an aqueous or oily base and will in general also contain one or more emulsifying agents, stabilising agents, dispersing agents, suspending agents, thickening agents, or colouring agents.

Compositions suitable for topical administration in the mouth include lozenges comprising the active agent in a flavoured base, usually sucrose and acacia or tragacanth; pastilles comprising the active ingredient in an inert base such as gelatin and glycerine or sucrose and acacia; and mouthwashes comprising the active ingredient in a suitable liquid carrier.

Solutions or suspensions are applied directly to the nasal cavity by conventional means, for example with a dropper, pipette or spray. The compositions may be provided in single or multi-dose form.

Administration to the respiratory tract may also be achieved by means of an aerosol formulation in which the active ingredient is provided in a pressurised pack with a suitable propellant such as a chlorofluorocarbon (CFC) for example dichlorodifluoromethane, trichlorofluoromethane, or dichlorotetrafluoroethane, carbon dioxide, or other suitable gas.

5 The aerosol may conveniently also contain a surfactant such as lecithin. The dose of drug may be controlled by provision of a metered valve.

Alternatively the active ingredients may be provided in the form of a dry powder, for example a powder mix of the compound in a suitable powder base such as lactose, starch, starch derivatives such as hydroxypropylmethyl cellulose and polyvinylpyrrolidone
10 (PVP). Conveniently the powder carrier will form a gel in the nasal cavity. The powder composition may be presented in unit dose form for example in capsules or cartridges of, e.g., gelatin, or blister packs from which the powder may be administered by means of an inhaler.

In compositions intended for administration to the respiratory tract, including intra-
15 nasal compositions, the compound will generally have a small particle size for example of the order of 5 microns or less. Such a particle size may be obtained by means known in the art, for example by micronization.

When desired, compositions adapted to give sustained release of the active ingredient may be employed.

20 The pharmaceutical preparations are preferably in unit dosage forms. In such form, the preparation is subdivided into unit doses containing appropriate quantities of the active component. The unit dosage form can be a packaged preparation, the package containing discrete quantities of preparation, such as packaged tablets, capsules, and powders in vials or ampoules. Also, the unit dosage form can be a capsule, tablet, cachet, or lozenge
25 itself, or it can be the appropriate number of any of these in packaged form.

Tablets or capsules for oral administration and liquids for intravenous administration and continuous infusion are preferred compositions.

Further details on techniques for formulation and administration may be found in the latest edition of Remington's Pharmaceutical Sciences (Maack Publishing Co.,
30 Easton, PA).

A therapeutically effective dose refers to that amount of active ingredient, which ameliorates the symptoms or condition. Therapeutic efficacy and toxicity, e.g. ED₅₀ and LD₅₀, may be determined by standard pharmacological procedures in cell cultures or experimental animals. The dose ratio between therapeutic and toxic effects is the therapeutic index and may be expressed by the ratio LD₅₀/ED₅₀. Pharmaceutical compositions exhibiting large therapeutic indexes are preferred.
35

The dose administered must of course be carefully adjusted to the age, weight and condition of the individual being treated, as well as the route of administration, dosage

form and regimen, and the result desired, and the exact dosage should of course be determined by the practitioner.

The actual dosage depends on the nature and severity of the disease being treated, and is within the discretion of the physician, and may be varied by titration of the dosage to the particular circumstances of this invention to produce the desired therapeutic effect. However, it is presently contemplated that pharmaceutical compositions containing of from about 0.1 to about 500 mg of active ingredient per individual dose, preferably of from about 1 to about 100 mg, most preferred of from about 1 to about 10 mg, are suitable for therapeutic treatments.

The active ingredient may be administered in one or several doses per day. A satisfactory result can, in certain instances, be obtained at a dosage as low as 0.1 $\mu\text{g/kg}$ i.v. and 1 $\mu\text{g/kg}$ p.o. The upper limit of the dosage range is presently considered to be about 10 mg/kg i.v. and 100 mg/kg p.o. Preferred ranges are from about 0.1 $\mu\text{g/kg}$ to about 10 mg/kg/day i.v., and from about 1 $\mu\text{g/kg}$ to about 100 mg/kg/day p.o.

Methods of Therapy

In another aspect the invention provides a method for the treatment, prevention or alleviation of a disease or a disorder or a condition of a living animal body, including a human, which disease, disorder or condition is responsive to inhibition of monoamine neurotransmitter re-uptake in the central nervous system, and which method comprises administering to such a living animal body, including a human, in need thereof an effective amount of a chemical compound of the invention.

It is at present contemplated that suitable dosage ranges are 0.1 to 1000 milligrams daily, 10-500 milligrams daily, and especially 30-100 milligrams daily, dependent as usual upon the exact mode of administration, form in which administered, the indication toward which the administration is directed, the subject involved and the body weight of the subject involved, and further the preference and experience of the physician or veterinarian in charge.

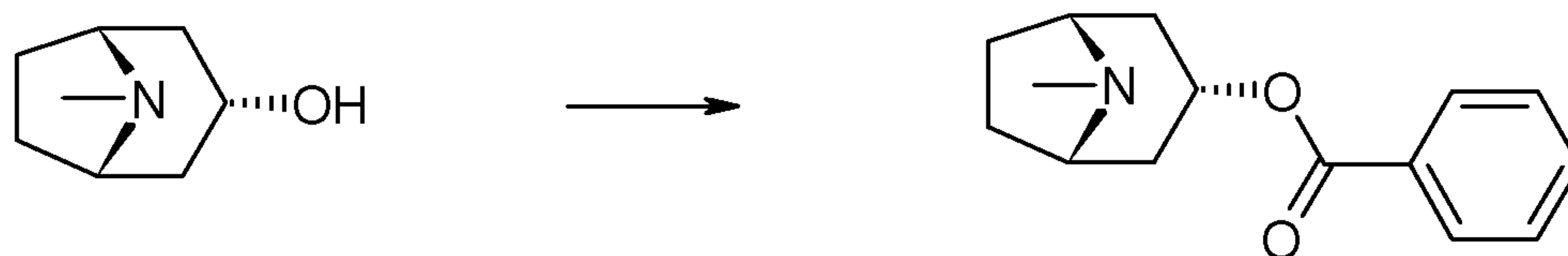
EXAMPLES

The invention is further illustrated with reference to the following examples, which are not intended to be in any way limiting to the scope of the invention as claimed.


Preparatory Examples

All reactions involving air sensitive reagents or intermediates were performed under nitrogen and in anhydrous solvents. Magnesium sulphate was used as drying agent in the workup-procedures and solvents were evaporated under reduced pressure.

14

***endo*-Benzoic acid 8-methyl-8-aza-bicyclo[3.2.1]oct-3-yl ester**

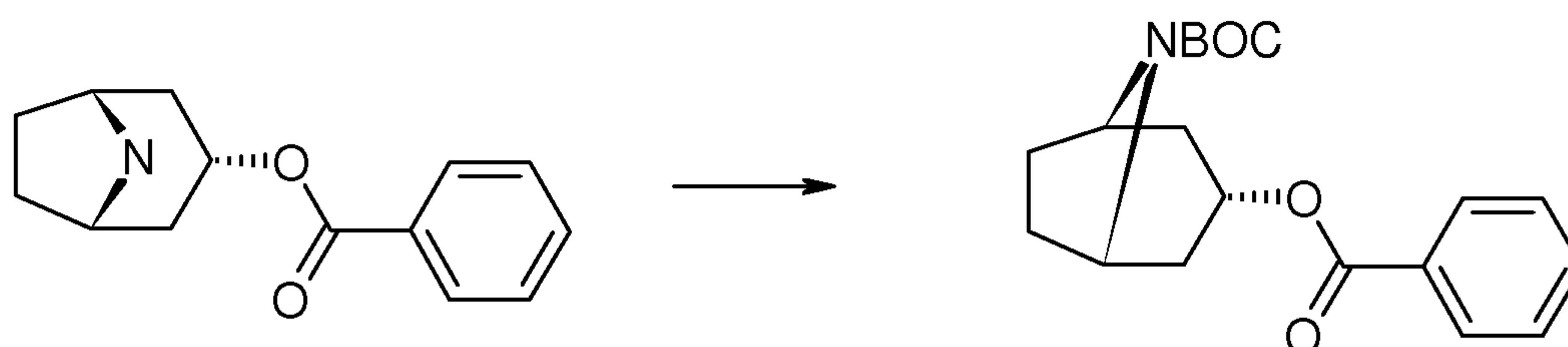
Benzoylchloride (84.3 g, 600 mmol) was added during 30 min at <30 °C to a mixture of
 5 tropine (70.6 g, 500 mmol), potassium *tert*-butoxide (67.3 g, 600 mmol) and THF (500 ml). The mixture was stirred at room temperature for 2 h. Water (1 L) was added followed by extraction with diethylether (2 x 500 ml). The organic phase was washed twice with water (2 x 200 ml) followed by a solution of saturated aqueous sodium chloride (200 ml). The ether phase was dried and hydrochloric acid in ethanol (170 ml,
 10 3 M) was added. The precipitated hydrochloride was filtered and washed with diethylether. The free base was obtained by adding an excess of aqueous ammonia followed by extraction with a mixture of ethylacetate and diethylether. Yield 66.8 g (54%).



15


***endo*-Benzoic acid 8-aza-bicyclo[3.2.1]oct-3-yl ester**

2,2,2-Trichloroethylchloroformate (75.0 ml, 544 mmol) was added dropwise to a mixture of *endo*-benzoic acid 8-methyl-8-aza-bicyclo[3.2.1]oct-3-yl ester (66.8 g, 272 mmol) and dry toluene (500 ml). The mixture was allowed to stir for 1 h at room
 20 temperature, followed by 15 h at 100°C. Water (250 ml) was added followed by stirring 1h. The phases were separated and the organic phase was washed twice with water (2 x 200 ml). The mixture of the intermediate 3-benzoyloxy-8-aza-bicyclo[3.2.1]octane-8-carboxylic acid trichloromethyl ester, was dried and evaporated. Acetic acid (350 ml) was added followed by addition of zinc (53.4 g, 817 mmol) over 3 h time period. Water
 25 (100 ml) was added, cooled by adding ice and made alkaline by adding concentrated aqueous ammonia (ca: 400 ml) and the mixture was extracted with dichloromethane (2 X 300 ml). Yield 44.5 g (61%).

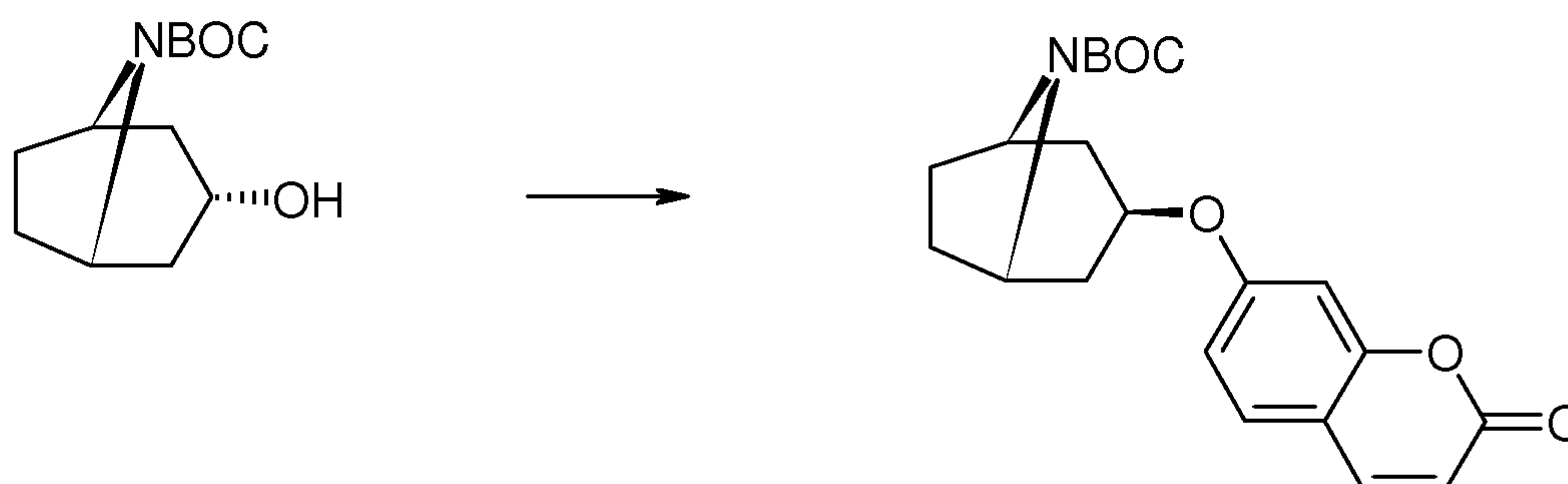


***endo*-3-Benzoyloxy-8-aza-bicyclo[3.2.1]octane-8-carboxylic acid *tert*-butyl ester**

Di-*tert*-butyl-dicarbonate (39.9 g, 183 mmol) solved in THF (100 ml) was added to a stirred mixture of *endo*-benzoic acid 8-aza-bicyclo[3.2.1]oct-3-yl ester (44.5 g, 166.4 mmol), triethylamine (67.4 g, 666 mmol) and THF (250 ml) during 0.5 h at room temperature, followed by stirring for 1 h. Water (1 L) was added and the mixture was extracted with diethylether (2 x 300 ml). The collected ether phase was washed twice with water (2 x 200 ml), dried and evaporated. Yield 60.1 g (100%).

***endo*-3-Hydroxy-8-aza-bicyclo[3.2.1]octane-8-carboxylic acid *tert*-butyl ester**

A mixture of *endo*-3-benzoyloxy-8-aza-bicyclo[3.2.1]octane-8-carboxylic acid *tert*-butyl ester (55.0 g, 166 mmol), potassium hydroxide (11.2 g 199 mmol) and ethanol (99%, 400 ml) was stirred for 3 days at room temperature. Potassium benzoate was separated by filtration and the filtrate was evaporated. Diethylether (200 ml) was added and remaining potassium benzoate was separated by filtration and the filtrate was evaporated. The product was triturated with petroleum. Yield 30.0 g (80%). Mp 139.5-140.8°C.

**Method 1*****exo*-7-(8-*tert*-Butoxycarbonyl-8-aza-bicyclo[3.2.1]oct-3-yloxy)-chromen-2-one**

Triphenylphosphine (7.5 g, 28.6 mmol) was solved in dioxane (70 ml) and cooled to 8°C. Diethylazodicarboxylate (5.0 g, 28.6 mmol) was added to the mixture below 15°C, followed by stirring for 15 minutes. *endo*-3-Hydroxy-8-aza-bicyclo[3.2.1]octane-8-carboxylic acid *tert*-butyl ester (5.0 g, 22.0 mmol) and 7-hydroxycoumarine (4.3 g, 26.4 mmol) was added to the mixture. The temperature raised due to an exothermic reaction. The mixture was allowed to stir for 15 h at room temperature. Water (200 ml) was added followed by extraction with diethylether (2 x 100 ml). The mixture was dried and evaporated. Chromatography on silica gel with dichloromethane and 5% methanol

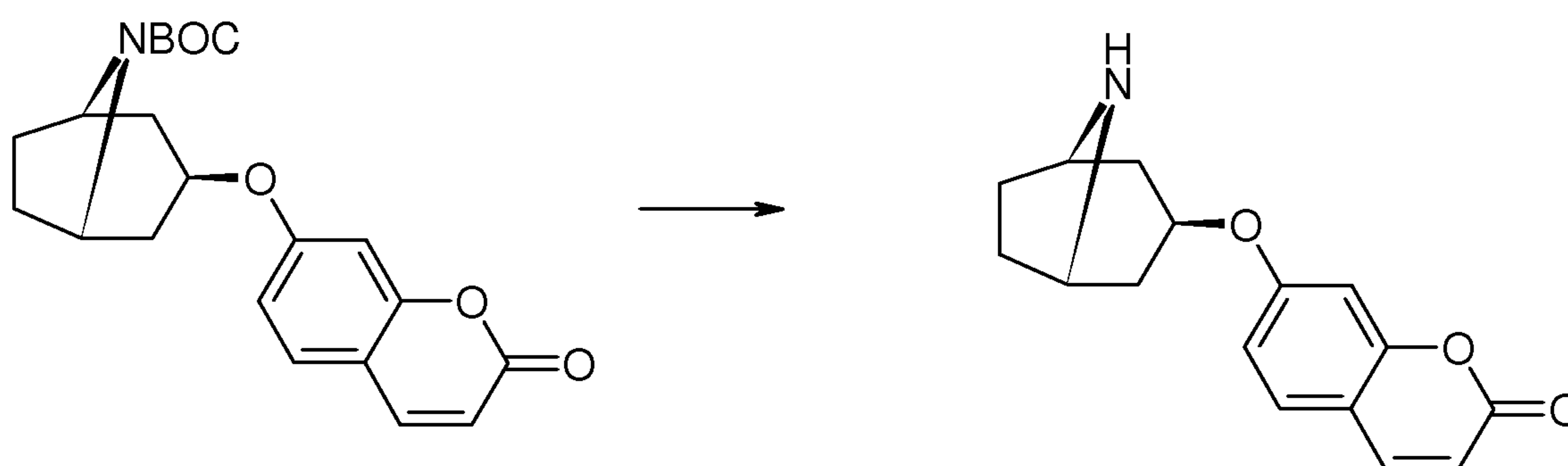
as solvent. The crude product was solved in diethylether (200 ml) and washed with aqueous sodium hydroxide (3 x 200 ml, 1 M). The product was dried and evaporated. Yield 5.32 g (65%).

5 ***exo*-3-(3-cyano-2-oxo-2*H*-chromen-7-yloxy)-8-aza-bicyclo[3.2.1]octane-8-carboxylic acid *tert*-butyl ester** (intermediate)

Was prepared according to method 1 from 7-hydroxy-2-oxo-2*H*-chromene-3-carbonitrile and *endo*-3-hydroxy-8-aza-bicyclo[3.2.1] octane-8-carboxylic acid *tert*-butyl ester.

10

Method 2A



***exo*-7-(8-*H*-8-aza-bicyclo[3.2.1]oct-3-yloxy)-chromen-2-one hydrochloric acid salt**

15 A mixture of *exo*-7-(8-*tert*-butoxycarbonyl-8-aza-bicyclo[3.2.1]oct-3-yloxy)-chromen-2-one (0.60 g, 1.6 mmol) and hydrochloric acid (10 ml, 1 M) in acetic acid (10 ml) was stirred for 1 h. Diethylether (50 ml) was added and the precipitate was filtered and washed with diethylether (10 ml). Yield 0.28 g (57%). Mp > 300°C.

20 **Method 2B**

***exo*-3-Bromo-7-(8-methyl-8-aza-bicyclo[3.2.1]oct-3-yloxy)-chromen-2-one hydrochloric acid salt**

A mixture of *exo*-7-[(8-*tert*-butoxycarbonyl-8-aza-bicyclo[3.2.1]oct-3-yl)oxy]-3-bromo-chromen-2-one (30 g, 65.3 mmol) and hydrogen chloride in acetic acid (500 ml, 1 M) was stirred at room-temperature for 3 h. Diethylether (500 ml) was added, the precipitation was stirred and isolated by filtration. Yield 25 g (99%). LC-ESI-HRMS of [M+H]⁺ shows 350.0405 Da. Calc. 350.039182 Da, dev. 3.8 ppm.

30 ***exo*-7-(8-Aza-bicyclo[3.2.1]oct-3-yloxy)-2-oxo-2*H*-chromene-3-carbonitrile hydrochloric acid salt**

Was prepared from *exo*-3-(3-cyano-2-oxo-2*H*-chromen-7-yloxy)-8-aza-bicyclo[3.2.1]octane-8-carboxylic acid *tert*-butyl ester according to method 2B. LC-ESI-HRMS of [M+H]⁺ shows 297.1238 Da. Calc. 297.123918 Da, dev. -0.4 ppm.

exo-6-(8-Aza-bicyclo[3.2.1]oct-3-yloxy)-3-bromo-chromen-2-one hydrochloric acid salt

Was prepared from *exo*-3-(3-bromo-2-oxo-2*H*-chromen-6-yloxy)-8-aza-bicyclo[3.2.1]octane-8-carboxylic acid *tert*-butyl ester according to method 2B. LC-ESI-
5 HRMS of [M+H]⁺ shows 350.0379 Da. Calc. 350.039182 Da, dev. -3.7 ppm.

exo-7-(8-Aza-bicyclo[3.2.1]oct-3-yloxy)-3-chloro-chromen-2-one hydrochloric acid salt

Was prepared from *exo*-3-(3-chloro-2-oxo-2*H*-chromen-7-yloxy)-8-aza-bicyclo[3.2.1]octane-8-carboxylic acid *tert*-butyl ester according to method 2B. LC-ESI-
10 HRMS of [M+H]⁺ shows 306.0894 Da. Calc. 306.089697 Da, dev. -1 ppm.

exo-7-(8-Aza-bicyclo[3.2.1]oct-3-yloxy)-4-methyl-2-oxo-2*H*-chromene-3-carbonitrile hydrochloric acid salt

15 Was prepared from *exo*-3-(3-cyano-4-methyl-2-oxo-2*H*-chromen-7-yloxy)-8-aza-bicyclo[3.2.1]octane-8-carboxylic acid *tert*-butyl ester according to method 2B. LC-ESI-HRMS of [M+H]⁺ shows 311.1401 Da. Calc. 311.139568 Da, dev. 1.7 ppm.

Method 3**20 exo-7-(8-Ethyl-8-aza-bicyclo[3.2.1]oct-3-yloxy)-chromen-2-one hydrochloric acid salt**

A mixture of *exo*-7-(8-*H*-8-aza-bicyclo[3.2.1]oct-3-yloxy)-chromen-2-one (3.1 g, 10.1 mmol), sodium hydride, 60% in mineral oil (0.29 g 12.1 mmol), iodoethane (2.46 g, 15.8 mmol) and tetrahydrofuran (75 ml) was stirred at 60°C for 3 h. The hydrochloride
25 was precipitated by adding ethanol (75 ml) and concentrated hydrochloric acid (1 ml). The crystalline product was recrystallised from ethanol (100 ml, 96%). Yield 1.71 g (51%). LC-ESI-HRMS of [M+H]⁺ shows 300.1596 Da. Calc. 300.159969 Da, dev. -1.2 ppm.

30 exo-7-(8-Isopropyl-8-aza-bicyclo[3.2.1]oct-3-yloxy)-chromen-2-one hydrochloric acid salt

Was prepared according to method 1A from *exo*-7-(8-*H*-8-aza-bicyclo[3.2.1]oct-3-yloxy)-chromen-2-one. LC-ESI-HRMS of [M+H]⁺ shows 314.1746 Da. Calc.
314.175619 Da, dev. -3.2 ppm.

35

exo-7-[8-(2-Methoxy-ethyl)-8-aza-bicyclo[3.2.1]oct-3-yloxy]-chromen-2-one hydrochloric acid salt

Was prepared according to method 1A from *exo*-7-(8-*H*-8-aza-bicyclo[3.2.1]oct-3-yloxy)-chromen-2-one. LC-ESI-HRMS of [M+H]⁺ shows 330.1691 Da. Calc.

40 330.170534 Da, dev. -4.3 ppm.

exo-7-(8-Allyl-8-aza-bicyclo[3.2.1]oct-3-yloxy)-chromen-2-one hydrochloric acid salt

Was prepared according to method 1A from *exo*-7-(8-H-8-aza-bicyclo[3.2.1]oct-3-yloxy)-chromen-2-one. LC-ESI-HRMS of [M+H]⁺ shows 312.1584 Da. Calc. 312.159969 Da, dev. -5 ppm.

Method 4A**exo-7-(8-Aza-bicyclo[3.2.1]oct-6-en-3-yl)oxy)-chromen-2-one hydrochloric acid salt**

2,2,2-Trichloroethyl chloroformate (3.7 g, 17.6 mmol) was added to a mixture of *exo*-7-(8-methyl-8-aza-bicyclo[3.2.1]oct-6-en-3-yloxy)-chromen-2-one (1.0 g, 3.5 mmol) and toluene (20 ml). The mixture was stirred for 30 min at room temperature followed by 15 h at 100°C. Water (10 ml) was added and the organic phase was separated and was washed with water (2 x 25 ml). The crude mixture obtained by evaporation was solved in acetic acid (10 ml) and water (10 ml). Zinc powder (2.3 g, 35.3 mmol) was added to the mixture in portions followed by stirring for 5 h. Ice-water (20 ml) was added followed by concentrated aqueous ammonia (20 ml). The mixture was extracted with dichloromethane (2 x 20 ml). The hydrochloric acid salt was precipitated by adding hydrochloric acid solved in ethanol to the free base solved diethylether. Yield 70 mg (5%). Mp >280°C (dec.). LC-ESI-HRMS of [M+H]⁺ shows 270.1117 Da. Calc. 270.113019 Da, dev. -4.9 ppm.

Method 4B**exo-7-(8-Methyl-8-aza-bicyclo[3.2.1]oct-6-en-3-yloxy)-chromen-2-one hydrochloric acid salt**

A mixture of diethylazodicarboxylate (10.5 g, 60.3 mmol) in dioxane (100 ml) was added to triphenylphosphine (15.8 g, 60.3 mmol), solved in dioxane (80 ml) at room temperature. The mixture was stirred for 15 min. *endo*-8-Methyl-8-aza-bicyclo[3.2.1]oct-6-ene-3-ol (7.0 g, 50.3 mmol) solved in dioxane (30 ml) was added to the mixture at 15°C followed by 7-hydroxycoumarine (9.0 g, 55.3 mmol). The temperature was raised to 30°C due to an exothermic reaction. The mixture was stirred at room temperature overnight followed by reflux for 4 h. Water (200 ml) and aqueous hydrochloric acid (15 ml, 4 M) was added and was washed with diethylether (3 x 50 ml). The aqueous phase was made alkaline by adding sodium hydroxide (50 ml, 4 M) followed by extraction with diethylether (3 x 100 ml). Yield 1.2 g (8%). The hydrochloric acid salt was prepared by adding a mixture of hydrochloric acid solved in ethanol. Mp >275°C. LC-ESI-HRMS of [M+H]⁺ shows 284.1275 Da. Calc. 284.128669 Da, dev. -4.1 ppm.

Method 4C***endo*-8-Methyl-8-aza-bicyclo[3.2.1]oct-6-ene-3-ol (intermediate)**

A mixture of zinc powder (10 g) and hydrochloric acid (10 ml, 1 M) was stirred for 1 minute and washed with hydrochloric acid (3 x 10 ml, 1 M) and water (5 x 10 ml)

5 followed by aqueous copper sulphate (25 ml, 2%), water (5 x 10 ml), ethanol (10 ml, 96%) and diethylether (10 ml) followed by drying. The title compound was prepared from scopolamine hydrobromide trihydrate and zinc powder followed by hydrolysis by treatment with aqueous sodium hydroxide according to Tetrahedron Letters 42 (2001), p 1975.

10

Method 5***exo*-7-[(8-*tert*-butoxycarbonyl-8-aza-bicyclo[3.2.1]oct-3-yl)oxy]-3-bromo-chromen-2-one (intermediate)**

Bromine (1.38 ml, 27.0 mmol) was added to a mixture of *exo*-7-(8-*tert*-butoxycarbonyl-8-aza-bicyclo[3.2.1]oct-3-yloxy)-chromen-2-one (7.8 g, 21.0 mmol), acetic acid (150 ml) and sodium acetate (5.2 g, 63.0 mmol). The mixture was stirred for 90 min at room-temperature. Water (100 ml) was added. The precipitation was filtered and washed with water (10 ml), methanol (5 ml) and diethylether (20 ml). Yield 7.5 g (79%).

20 ***exo*-3-(3-Chloro-2-oxo-2*H*-chromen-7-yloxy)-8-aza-bicyclo[3.2.1]octane-8-carboxylic acid *tert*-butyl (intermediate)**

Was prepared according to method 5 from *exo*-7-(8-*tert*-butoxycarbonyl-8-aza-bicyclo[3.2.1]oct-3-yloxy)-chromen-2-one and chlorine (instead of bromine), solved in acetic acid.

25

***exo*-3-(3-Bromo-2-oxo-2*H*-chromen-6-yloxy)-8-aza-bicyclo[3.2.1]octane-8-carboxylic acid *tert*-butyl ester (intermediate)**

Was prepared according to method 5 from 3-(2-oxo-2*H*-chromen-6-yloxy)-8-aza-bicyclo[3.2.1]octane-8-carboxylic acid *tert*-butyl ester.

30

***exo*-3-Bromo-7-(8-methyl-8-aza-bicyclo[3.2.1]oct-3-yloxy)-chromen-2-one free base**

Was prepared according to method 5 from *exo*-7-(8-methyl-8-aza-bicyclo[3.2.1]oct-3-yloxy)-chromen-2-one. LC-ESI-HRMS of [M+H]⁺ shows 364.0547 Da. Calc.

35 364.054832 Da, dev. -0.4 ppm.

**exo-3-Chloro-7-(8-methyl-8-aza-bicyclo[3.2.1]oct-3-yloxy)-chromen-2-one
hydrochloric acid salt**

Was prepared according to method 5 from *exo*-7-(8-methyl-8-aza-bicyclo[3.2.1]oct-3-yloxy)-chromen-2-one and chlorine (instead of bromine), solved in acetic acid. LC-ESI-
5 HRMS of [M+H]⁺ shows 320.1068 Da. Calc. 320.105347 Da, dev. 4.5 ppm.

Test Example

In vitro inhibition activity

A number of compounds were tested for their ability to inhibit the reuptake of the
10 monoamine neurotransmitters dopamine (DA) noradrenaline (NA) and serotonin (5-HT) in synaptosomes as described in WO 97/16451.

The test values are given as IC₅₀ (the concentration (μM) of the test substance which inhibits the specific binding of ³H-DA, ³H-NA, or ³H-5-HT by 50%).

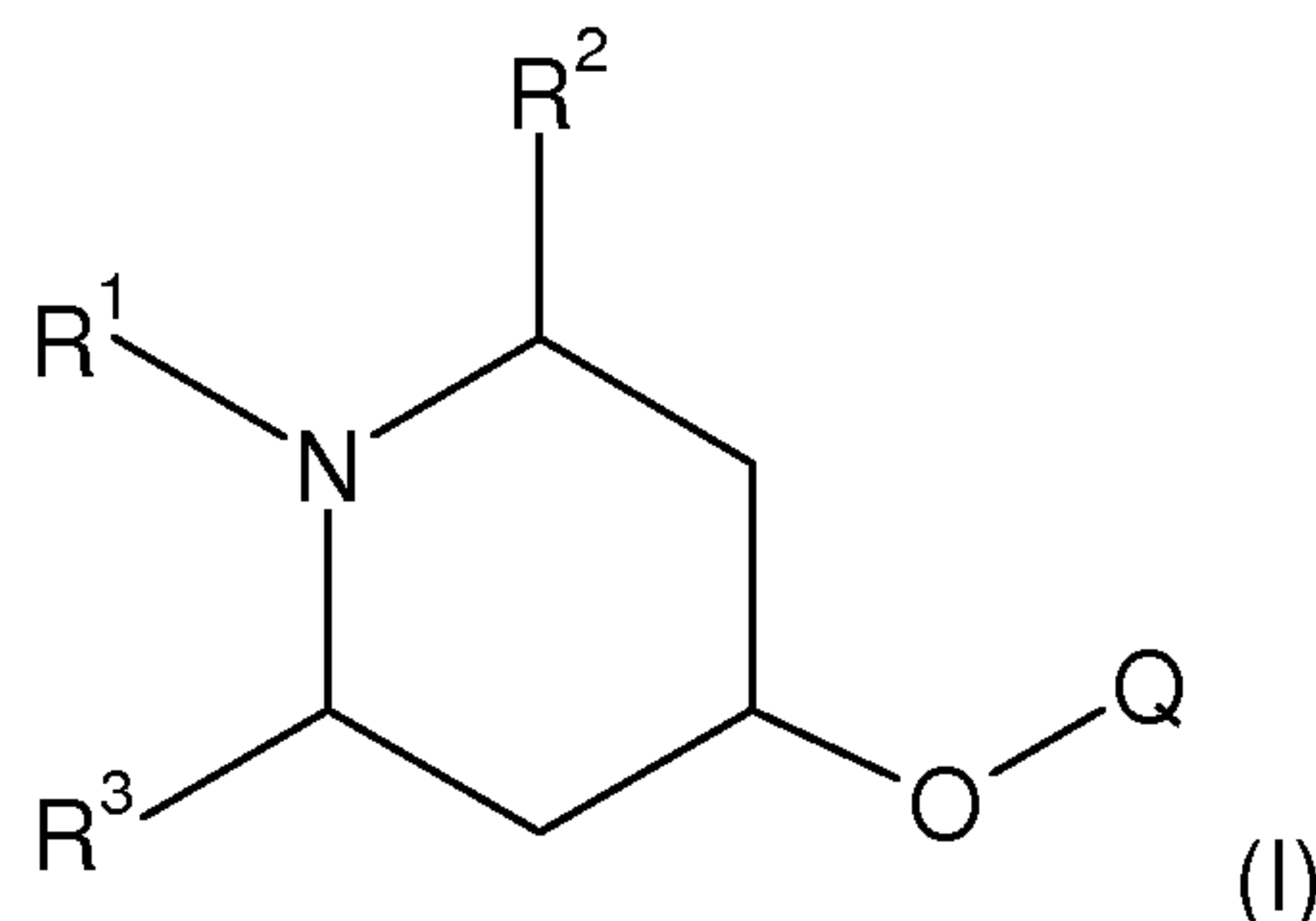
Test results obtained by testing selected compounds of the present invention
15 appear from the below table:

Table 1

Test compound	DA-uptake IC ₅₀ (μM)	NA-uptake IC ₅₀ (μM)	5-HT-uptake IC ₅₀ (μM)
<i>First compound of Method 2B:</i> <i>exo</i> -3-Bromo-7-(8-methyl-8-aza-bicyclo- [3.2.1]oct-3-yloxy)-chromen-2-one	0.044	0.017	0.0012
<i>Second last compound of Method 2B:</i> <i>exo</i> -7-(8-Aza-bicyclo[3.2.1]oct-3-yloxy)-3- chloro-chromen-2-one	0.054	0.014	0.00059
<i>First compound of Method 4B:</i> <i>exo</i> -7-(8-Methyl-8-aza-bicyclo[3.2.1]oct-6- en-3-yloxy)-chromen-2-one	0.70	0.72	0.036

CLAIMS

1. A compound of Formula I:



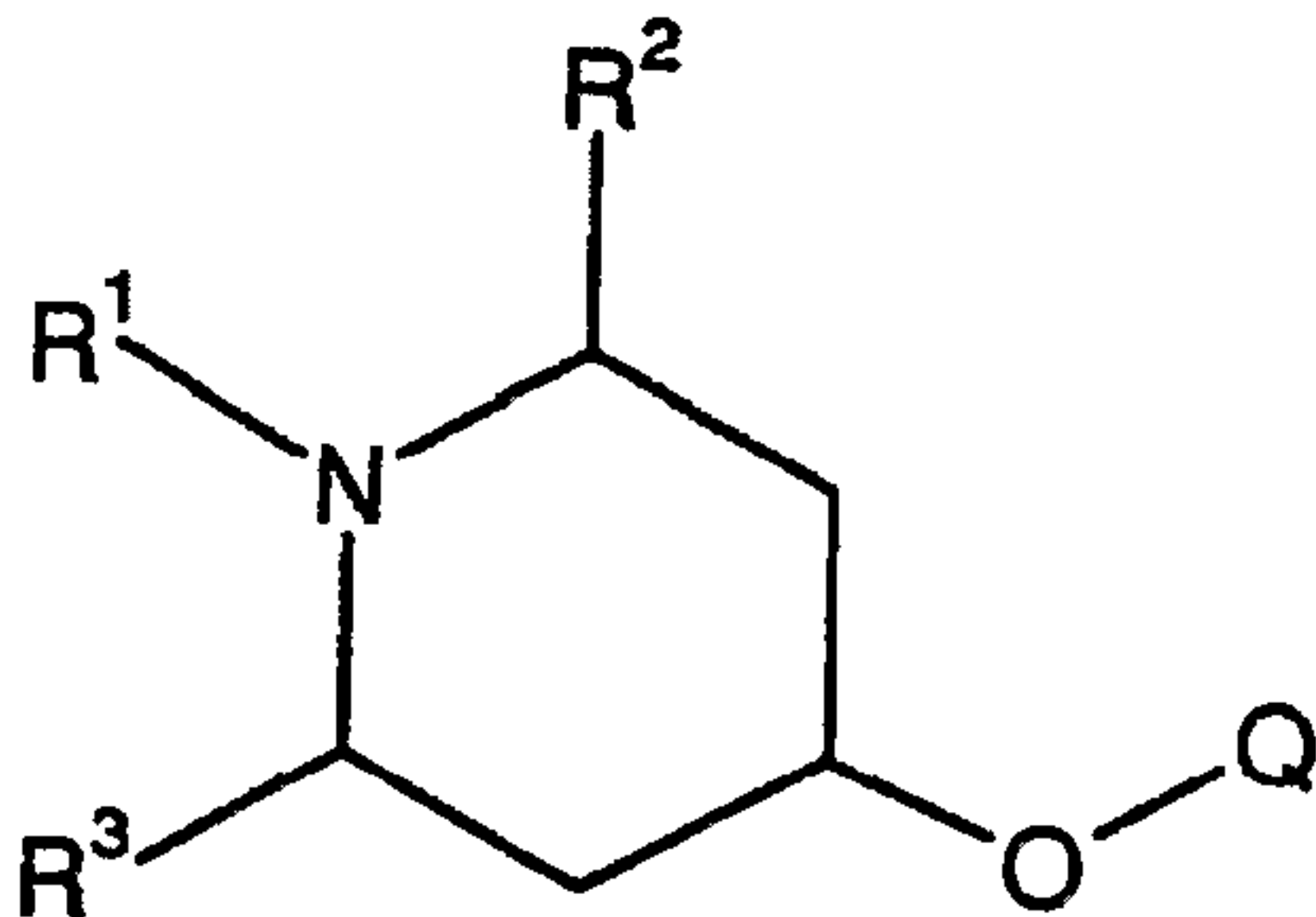
- 5 any of its isomers or any mixture of its isomers,
or a pharmaceutically acceptable salt thereof,
wherein
Q represents a chromen-2-one group;
which chromen-2-one group is optionally substituted with one or more
10 substituents independently selected from the group consisting of:
halo, trifluoromethyl, trifluoromethoxy, cyano, hydroxy, amino, nitro,
alkoxy, cycloalkoxy, alkyl, cycloalkyl, cycloalkylalkyl, alkenyl and
alkynyl;
R¹ represents hydrogen or alkyl;
15 which alkyl is optionally substituted with one or more substituents
independently selected from the group consisting of:
halo, trifluoromethyl, trifluoromethoxy, cyano, hydroxy, amino, nitro,
alkoxy, cycloalkoxy, alkyl, cycloalkyl, cycloalkylalkyl, alkenyl and
alkynyl; and
20 R² and R³ together form $-(CH_2)-(CH_2)-$ or $-(CH)=(CH)-$.
2. The chemical compound of claim 1, wherein
R² and R³ together form $-(CH_2)-(CH_2)-$; and
R¹ is as defined in claim 1.
- 25 3. The chemical compound of claim 2, wherein
R¹ represents alkyl, alkenyl or alkoxyalkyl.
4. The chemical compound of claim 1, wherein
30 R² and R³ together form $-(CH)=(CH)-$; and
R¹ is as defined in claim 1.
5. The chemical compound of claim 4, wherein
R¹ represents hydrogen or alkyl.

6. The chemical compound of any one of claims 1-5, wherein
Q represents chromen-2-one-yl; which chromen-2-one-yl group is substituted in
the 3-position with a substituent selected from the group consisting of:
 - 5 halo, trifluoromethyl, trifluoromethoxy, cyano, hydroxy, amino, nitro, alkoxy, cycloalkoxy, alkyl, cycloalkyl, cycloalkylalkyl, alkenyl and alkynyl.
7. The chemical compound of claim 1, which is
 - 10 *exo*-3-Bromo-7-(8-methyl-8-aza-bicyclo[3.2.1]oct-3-yloxy)-chromen-2-one;
exo-7-(8-Aza-bicyclo[3.2.1]oct-3-yloxy)-2-oxo-2*H*-chromene-3-carbonitrile;
exo-6-(8-Aza-bicyclo[3.2.1]oct-3-yloxy)-3-bromo-chromen-2-one;
exo-7-(8-Aza-bicyclo[3.2.1]oct-3-yloxy)-3-chloro-chromen-2-one;
exo-7-(8-Aza-bicyclo[3.2.1]oct-3-yloxy)-4-methyl-2-oxo-2*H*-chromene-3-carbonitrile;
 - 15 *exo*-7-(8-Ethyl-8-aza-bicyclo[3.2.1]oct-3-yloxy)-chromen-2-one;
exo-7-(8-Isopropyl-8-aza-bicyclo[3.2.1]oct-3-yloxy)-chromen-2-one;
exo-7-[8-(2-Methoxy-ethyl)-8-aza-bicyclo[3.2.1]oct-3-yloxy]-chromen-2-one;
exo-7-(8-Allyl-8-aza-bicyclo[3.2.1]oct-3-yloxy)-chromen-2-one;
exo-7-(8-Aza-bicyclo[3.2.1]oct-6-en-3-yl)oxy)-chromen-2-one;
 - 20 *exo*-7-(8-Methyl-8-aza-bicyclo[3.2.1]oct-6-en-3-yloxy)-chromen-2-one;
exo-3-Bromo-7-(8-methyl-8-aza-bicyclo[3.2.1]oct-3-yloxy)-chromen-2-one;
exo-3-Chloro-7-(8-methyl-8-aza-bicyclo[3.2.1]oct-3-yloxy)-chromen-2-one;
or a pharmaceutically acceptable salt thereof.
- 25 8. A pharmaceutical composition, comprising a therapeutically effective amount of a compound of any one of claims 1-7, any of its isomers or any mixture of its isomers, or a pharmaceutically acceptable salt thereof, together with at least one pharmaceutically acceptable carrier, excipient or diluent.
- 30 9. Use of the chemical compound of any of claims 1-7, any of its isomers or any mixture of its isomers, or a pharmaceutically acceptable salt thereof, for the manufacture of a medicament.
- 35 10. The use according to claim 9, for the manufacture of a pharmaceutical pharmaceutical composition for the treatment, prevention or alleviation of a disease or a disorder or a condition of a mammal, including a human, which disease, disorder or condition is responsive to inhibition of monoamine neurotransmitter re-uptake in the central nervous system.

11. The use according to claim 10, wherein the disease, disorder or condition is mood disorder, depression, atypical depression, depression secondary to pain, major depressive disorder, dysthymic disorder, bipolar disorder, bipolar I disorder, bipolar II disorder, cyclothymic disorder, mood disorder due to a general medical condition, substance-induced mood disorder, pseudodementia, Ganser's syndrome, obsessive compulsive disorder, panic disorder, panic disorder without agoraphobia, panic disorder with agoraphobia, agoraphobia without history of panic disorder, panic attack, memory deficits, memory loss, attention deficit hyperactivity disorder, obesity, anxiety, generalized anxiety disorder, eating disorder, Parkinson's disease, parkinsonism, dementia, dementia of ageing, senile dementia, Alzheimer's disease, acquired immunodeficiency syndrome dementia complex, memory dysfunction in ageing, specific phobia, social phobia, social anxiety disorder, post-traumatic stress disorder, acute stress disorder, drug addiction, drug abuse, cocaine abuse, nicotine abuse, tobacco abuse, alcohol addiction, alcoholism, kleptomania, pain, chronic pain, inflammatory pain, neuropathic pain, migraine pain, tension-type headache, chronic tension-type headache, pain associated with depression, fibromyalgia, arthritis, osteoarthritis, rheumatoid arthritis, back pain, cancer pain, irritable bowel pain, irritable bowel syndrome, post-operative pain, post-mastectomy pain syndrome (PMPS), post-stroke pain, drug-induced neuropathy, diabetic neuropathy, sympathetically-maintained pain, trigeminal neuralgia, dental pain, myofacial pain, phantom-limb pain, bulimia, premenstrual syndrome, premenstrual dysphoric disorder, late luteal phase syndrome, post-traumatic syndrome, chronic fatigue syndrome, urinary incontinence, stress incontinence, urge incontinence, nocturnal incontinence, sexual dysfunction, premature ejaculation, erectile difficulty, erectile dysfunction, premature female orgasm, restless leg syndrome, periodic limb movement disorder, eating disorders, anorexia nervosa, sleep disorders, pervasive developmental disorders, autism, Asperger's disorder, Rett's disorder, childhood disintegrative disorder, learning disabilities, motor skills disorders, mutism, trichotillomania, narcolepsy, post-stroke depression, stroke-induced brain damage, stroke-induced neuronal damage, Gilles de la Tourettes disease, tinnitus, tic disorders, body dysmorphic disorders, oppositional defiant disorder or post-stroke disabilities.

12. A method for treatment, prevention or alleviation of a disease or a disorder or a condition of a living animal body, including a human, which disorder, disease or condition is responsive to inhibition of monoamine neurotransmitter re-uptake in the central nervous system, which method comprises the step of administering to

such a living animal body in need thereof a therapeutically effective amount of a compound according to any one of the claims 1-7, or any of its isomers or any mixture of its isomers, or a pharmaceutically acceptable salt thereof.



(I)