

PCT

WORLD INTELLECTUAL PROPERTY ORGANIZATION  
International Bureau



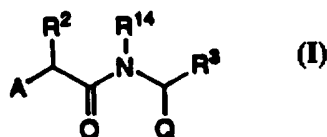
INTERNATIONAL APPLICATION PUBLISHED UNDER THE PATENT COOPERATION TREATY (PCT)

<p>(51) International Patent Classification<sup>6</sup> : <b>C07C 259/06, A61K 31/16, C07C 237/22</b></p>	<p><b>A1</b></p>	<p>(11) International Publication Number: <b>WO 96/33166</b> (43) International Publication Date: 24 October 1996 (24.10.96)</p>
<p>(21) International Application Number: PCT/US96/05409 (22) International Filing Date: 17 April 1996 (17.04.96)  (30) Priority Data: 08/423,192 18 April 1995 (18.04.95) US 08/632,973 16 April 1996 (16.04.96) US  (71) Applicant: THE DU PONT MERCK PHARMACEUTICAL COMPANY [US/US]; 1007 Market Street, Wilmington, DE 19898 (US).  (72) Inventors: JACOBSON, Irina, Cipora; 3205 Heathwood Road, Wilmington, DE 19810-3427 (US). DECICCO, Carl, Peter; 17 Ridgewood Turn, Newark, DE 19711-8300 (US). CHERNEY, Robert, Joseph; 104 Bridleshire Court, Newark, DE 19711-2449 (US).  (74) Agent: KONDRAD, Karen, H.; The du Pont Merck Pharmaceutical Company, Legal/Patent Records Center, 1007 Market Street, Wilmington, DE 19898 (US).</p>		<p>(81) Designated States: AU, CA, JP, MX, NZ, European patent (AT, BE, CH, DE, DK, ES, FI, FR, GB, GR, IE, IT, LU, MC, NL, PT, SE).  <b>Published</b> <i>With international search report. Before the expiration of the time limit for amending the claims and to be republished in the event of the receipt of amendments.</i></p>

(54) Title: HYDROXAMIC AND CARBOXYLIC ACIDS AS METALLOPROTEASE INHIBITORS

(57) Abstract

The present invention provides hydroxamic acids and carbocyclic acids and derivatives thereof and to pharmaceutical compositions and methods of use of these compounds for the inhibition of matrix metalloproteinases, such as stromelysin, and



inhibit the production of tumor necrosis factor alpha, and for the treatment of arthritis and other inflammatory diseases. These compounds are represented by formula (I), wherein: A is -C(R<sup>1</sup>)(R<sup>1a</sup>)CONHOH or -CH(R<sup>11</sup>)C(R<sup>9</sup>)(R<sup>9a</sup>)CO<sub>2</sub>H; Q is CONHR<sup>13</sup>; R<sup>2</sup> is selected from: C<sub>1</sub>-C<sub>8</sub> alkyl substituted with O-2R<sup>17b</sup>; -O-(C<sub>1</sub>-C<sub>8</sub> alkyl)-R<sup>20</sup>; -S-(C<sub>1</sub>-C<sub>8</sub> alkyl)-R<sup>20</sup>; -CH<sub>2</sub>O-(C<sub>1</sub>-C<sub>8</sub> alkyl)-R<sup>20</sup>; -CH<sub>2</sub>S-(C<sub>1</sub>-C<sub>8</sub> alkyl)-R<sup>20</sup>; R<sup>3</sup> is selected from hydrogen, or C<sub>1</sub>-C<sub>6</sub> alkyl substituted with 0-3 R<sup>4</sup>; R<sup>14</sup> is selected from hydrogen, methyl or ethyl.

**FOR THE PURPOSES OF INFORMATION ONLY**

Codes used to identify States party to the PCT on the front pages of pamphlets publishing international applications under the PCT.

AM	Armenia	GB	United Kingdom	MW	Malawi
AT	Austria	GE	Georgia	MX	Mexico
AU	Australia	GN	Guinea	NE	Niger
BB	Barbados	GR	Greece	NL	Netherlands
BE	Belgium	HU	Hungary	NO	Norway
BF	Burkina Faso	IE	Ireland	NZ	New Zealand
BG	Bulgaria	IT	Italy	PL	Poland
BJ	Benin	JP	Japan	PT	Portugal
BR	Brazil	KE	Kenya	RO	Romania
BY	Belarus	KG	Kyrgyzstan	RU	Russian Federation
CA	Canada	KP	Democratic People's Republic of Korea	SD	Sudan
CF	Central African Republic	KR	Republic of Korea	SE	Sweden
CG	Congo	KZ	Kazakhstan	SG	Singapore
CH	Switzerland	LI	Liechtenstein	SI	Slovenia
CI	Côte d'Ivoire	LK	Sri Lanka	SK	Slovakia
CM	Cameroon	LR	Liberia	SN	Senegal
CN	China	LT	Lithuania	SZ	Swaziland
CS	Czechoslovakia	LU	Luxembourg	TD	Chad
CZ	Czech Republic	LV	Latvia	TG	Togo
DE	Germany	MC	Monaco	TJ	Tajikistan
DK	Denmark	MD	Republic of Moldova	TT	Trinidad and Tobago
EE	Estonia	MG	Madagascar	UA	Ukraine
ES	Spain	ML	Mali	UG	Uganda
FI	Finland	MN	Mongolia	US	United States of America
FR	France	MR	Mauritania	UZ	Uzbekistan
GA	Gabon			VN	Viet Nam

TITLE

Hydroxamic And Carboxylic Acids As Metalloprotease Inhibitors

5

Cross-reference to Earlier Filed Application

10 This application is a continuation-in-part of U.S. Patent Application Serial Number 08/423,192 filed April 18, 1995. The disclosure of this earlier filed application is hereby incorporated by reference.

FIELD OF THE INVENTION

15

The present invention relates to small molecules production which inhibit matrix metalloproteinases including aggrecanase and the production of tumor necrosis factor (TNF), pharmaceutical preparations  
20 containing them and to their use as pharmaceutical agents.

BACKGROUND OF THE INVENTION

25

There is now a body of evidence that stromelysin (MMP-3) and other metalloproteinases (MMP) are important in the uncontrolled breakdown of connective tissue, including proteoglycan and collagen, leading to resorption of the extracellular matrix. This is a  
30 feature of many pathological conditions, such as rheumatoid and osteoarthritis, corneal, epidermal or gastric ulceration; tumor metastasis or invasion; periodontal disease and bone disease. Normally these catabolic enzymes are tightly regulated at the level of  
35 their synthesis as well as at their level of extracellular activity through the action of specific

inhibitors, such as alpha-2-macroglobulins and TIMP (tissue inhibitor of matrix metalloproteinase), which form inactive complexes with the MMP's.

Osteo- and Rheumatoid Arthritis (OA and RA respectively) are destructive diseases of articular cartilage characterized by localized erosion of the cartilage surface. Findings have shown that articular cartilage from the femoral heads of patients with OA, for example, had a reduced incorporation of radiolabeled sulfate over controls, suggesting that there must be an enhanced rate of cartilage degradation in OA (Mankin et al. J. Bone Joint Surg. 52A, 1970, 424-434). There are four classes of protein degradative enzymes in mammalian cells: serine, cysteine, aspartic and metalloproteinases. The available evidence supports that it is the metalloproteinases which are responsible for the degradation of the extracellular matrix of articular cartilage in OA and RA. Increased activities of collagenases and stromelysin have been found in OA cartilage and the activity correlates with severity of the lesion (Mankin et al. Arthritis Rheum. 21, 1978, 761-766, Woessner et al. Arthritis Rheum. 26, 1983, 63-68 and Ibid. 27, 1984, 305-312). In addition, aggrecanase (a newly identified metalloproteinase enzymatic activity) has been identified that provides the specific cleavage product of proteoglycan, found in RA and OA patients (Lohmander L.S. et al. Arthritis Rheum. 36, 1993, 1214-22).

Immunohistochemical studies (Okada et al. Ann. Rheum. 48, 1989, 645) have demonstrated that stromelysin is synthesized and secreted by synovial lining cells in RA. Also, higher than normal levels of stromelysin in chondrocytes was detected in 90% of OA cartilage where stromelysin staining correlated with histological scores of pathology and with proteoglycan depletion (Okada et al. Lab Invest. 66, 1992, 680).

Therefore stromelysin, a matrix metalloproteinase (MMP-3), has been implicated as one of the key enzymes in the destruction of mammalian cartilage and bone. It can be expected that the pathogenesis of such diseases can be modified in a beneficial manner by the administration of MMP inhibitors, and many compounds have been suggested for this purpose (see Wahl et al. Ann. Rep. Med. Chem. 25, 175-184, AP, San Diego, 1990).

Compounds which have the property of inhibiting the action of metalloproteinases involved in connective tissue breakdown such as stromelysin, collagenase, and gelatinase are potentially useful for the treatment or prophylaxis of conditions involving such tissue breakdown, for example rheumatoid arthritis, osteoarthritis, osteopenias such as osteoporosis, periodontitis, gingivitis, corneal epidermal or gastric ulceration, and tumour metastasis, invasion and growth.

Tumour necrosis factor (TNF or TNF- $\alpha$ ) is a cytokine which is produced initially as a cell-associated 28kD precursor. It is released as an active, 17kD form, which can mediate a large number of deleterious effects in vivo. When administered to animals or humans it causes inflammation, fever, cardiovascular effects, hemorrhage, coagulation, similar to those seen during acute infections and shock states.

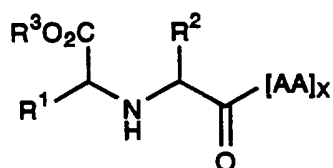
There is considerable evidence from animal model studies that blocking the effects of TNF with specific antibodies can be beneficial in acute infections, shock states, graft versus host reactions and autoimmune disease. TNF is also an autocrine growth factor for some myelomas and lymphomas and can act to inhibit normal haematopoiesis in patients with these tumours.

Compounds which inhibit the production or action of TNF are therefore potentially useful for the treatment or prophylaxis of many inflammatory, infectious, immunological or malignant diseases. These include, but

are not restricted to septic shock, haemodynamic shock and sepsis syndrome, post ischaemic reperfusion injury, malaria, crohn's disease, mycobacterial infection, meningitis, psoriasis, congestive heart failure,  
 5 fibrotic disease, cachexia, graft rejection, cancer, autoimmune disease, rheumatoid arthritis, multiple sclerosis, radiation damage, and hyperoxic alveolar injury.

Since excessive TNF production has been noted in  
 10 several diseases or conditions also characterized by MMP-mediated tissue degradation, compounds which inhibit both MMPs and TNF production may have particular advantages in the treatment or prophylaxis of diseases or conditions in which both mechanisms are involved.

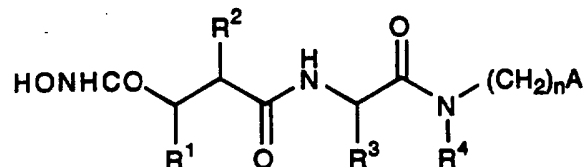
15 PCT International Publication No. WO 92/213260 describes N-carboxyalkylpeptidyl compounds of general formula:



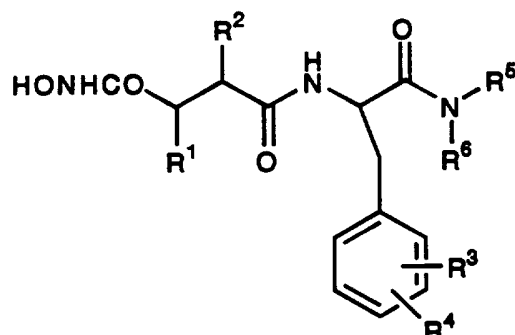
20 wherein AA is an amino acid, as inhibitors of matrix metalloproteinase mediated diseases.

PCT International Publication No. WO 90/05716 discloses hydroxamic acid based collagenase inhibitors having the general formula:

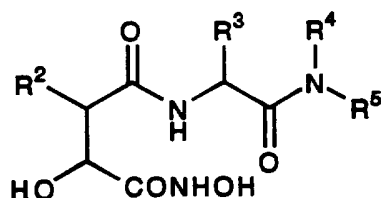
25



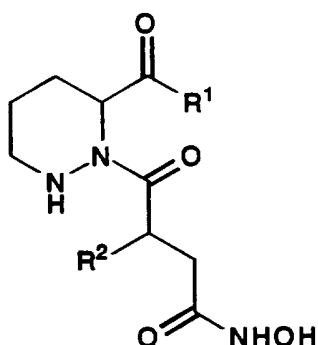
PCT International Publication No. WO 92/13831 describes related hydroxamic acids having collagenase  
 30 inhibiting activity with the general formula:



- PCT International Publication No. WO 94/02446  
 5 discloses metalloproteinase inhibitors which are natural amino acid derivatives of general formula:



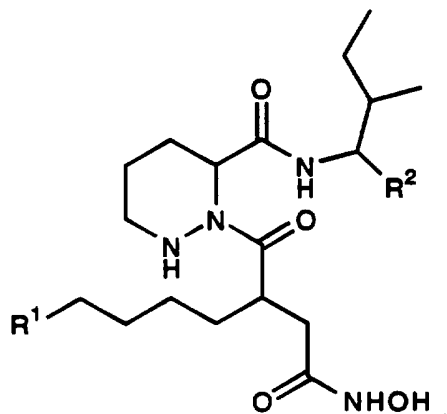
- 10 PCT International Publication No. WO 93/09097 discloses piperazinic acid derivatives of general formula:



- 15 having inhibiting activity against type IV collagenase useful as a cancer metastasis suppressants.

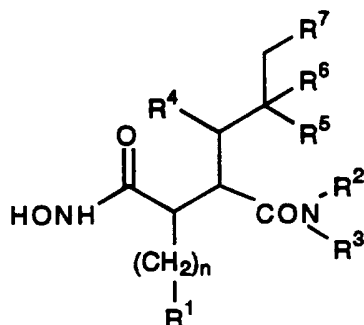
Ogita et al. (J. Anti. 1992, 45, 1723-1732) report the isolation of a structurally related class of  
 20 microbial metabolites, the matlystatins, which were

identified through screening for inhibitors of Type IV collagenases and share the general formula shown below.



5

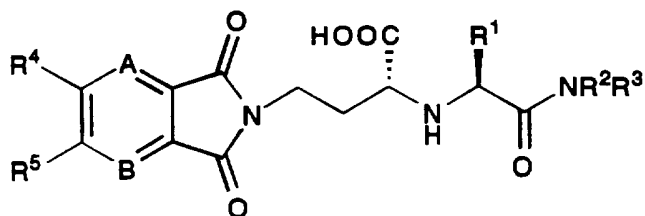
European Patent Application Publication No. 574,758, discloses hydroxamic acid derivatives as collagenase inhibitors having the general formula:



10

PCT International Publication No. WO 94/00119 discloses aminobutanoic acid compounds having metalloprotease inhibiting properties as shown below:

15

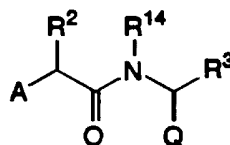




The compounds of the current invention act as inhibitors of stromelysin and other matrix metalloproteinases, in particular aggrecanase thereby preventing cartilage loss and destruction. In addition, the compounds of the current invention inhibit the production of TNF, a cytokine implicated in inflammatory diseases. The hydroxamic and carboxylic acids and derivatives thereof of the present invention have been further found to be orally bioavailable. A number of the compounds reported to be inhibitors of metalloproteinases, such as collagenase, have suffered from lack of adequate bioavailability and are thus not useful as therapeutic agents, particularly if oral administration is desired. Poor oral activity has been ascribed to relatively high molecular weight, to inadequate solubility properties, and to the presence of peptide bonds, which are vulnerable to cleavage by mammalian proteases in vivo and which generally cause the molecules to be extensively bound in human serum. The hydroxamic and carboxylic acids and derivatives described herein have a distinct advantage in this regard, in that they do not contain readily cleavable peptide bonds, are of low molecular weight, and can be hydrophilic yet still inhibit matrix metalloproteinases.

#### SUMMARY OF THE INVENTION

The present invention provides novel hydroxamic acids and carbocyclic acids and derivatives thereof and to pharmaceutical compositions and methods of use of these novel compounds for the inhibition of matrix metalloproteinases, such as aggrecanase and stromelysin, and inhibit the production of tumor necrosis factor alpha, and for the treatment of arthritis and other related inflammatory diseases. These novel compounds are represented by Formula I below:



Formula I

5

or pharmaceutically acceptable salts or prodrug forms thereof, wherein:

10 A is  $-C(R^1)(R^{1a})CONHOH$  or  $-CH(R^{11})C(R^9)(R^{9a})CO_2H$

Q is  $CONHR^{13}$ ;

$R^1$  is selected from:

- 15  $C_1$ - $C_4$  alkyl substituted with 0-3  $R^4$ ,  
 $C_2$ - $C_4$  alkenyl substituted with 0-3  $R^4$ ,  
 $C_2$ - $C_4$  alkynyl substituted with 0-3  $R^4$ ,  
 $C_6$ - $C_{10}$  aryl substituted with 0-3  $R^{18}$ ,  
 $C_1$ - $C_4$  alkoxy carbonyl, substituted with 0-3  $R^4$ ,  
 20  $C_1$ - $C_4$  alkyl carbonyl, substituted with 0-3  $R^4$ ,  
 a  $C_3$ - $C_{11}$  heterocycle containing from 1-4  
     heteroatoms selected from N, O or S, said  
     heterocycle optionally substituted with 0-3  
      $R^{18}$ , or  
 25  $C_3$ - $C_8$  cycloalkyl,

$R^{1a}$  is selected from:

$R^1$ , halogen,  $OR^{17}$ ,  $NR^{10}R^{10a}$ ,  $NR^8R^{10a}$ , or  $S(O)_mR^{17a}$ ;

- 30 Alternately,  $R^1$  and  $R^{1a}$  can be taken together to form a  
     3-7 membered mono or bicyclic carbocycle or  
     heterocycle, said heterocycle containing from 1-2

heteroatoms selected from N, O or S, and optionally substituted on a saturated carbon atom with keto.

R<sup>2</sup> is selected from:

- 5 C<sub>1</sub>-C<sub>8</sub> alkyl substituted with 0-2 R<sup>17b</sup>,  
-O-(C<sub>1</sub>-C<sub>8</sub> alkyl)-R<sup>20</sup>,  
-S-(C<sub>1</sub>-C<sub>8</sub> alkyl)-R<sup>20</sup>,  
-CH<sub>2</sub>O-(C<sub>1</sub>-C<sub>8</sub> alkyl)-R<sup>20</sup>, or  
-CH<sub>2</sub>S-(C<sub>1</sub>-C<sub>8</sub> alkyl)-R<sup>20</sup>;

10

R<sup>3</sup> is selected from:

- H,  
C<sub>1</sub>-C<sub>6</sub> alkyl substituted with 0-3 R<sup>4</sup>,

15 R<sup>4</sup> is selected from:

- OR<sup>17a</sup>, -SO<sub>m</sub>R<sup>17a</sup>, -CO<sub>2</sub>R<sup>12</sup>, -CONR<sup>10</sup>R<sup>10a</sup>,  
-NR<sup>8</sup>R<sup>10</sup>, -NHC(=NR<sup>8</sup>)N(R<sup>8</sup>)R<sup>10</sup>,  
C<sub>1</sub>-C<sub>4</sub> alkyl,  
C<sub>1</sub>-C<sub>4</sub> alkylcarbonyl,  
20 aryl substituted with 0-2 R<sup>18</sup>,  
aryl substituted with halogen, hydroxy, C<sub>1</sub>-C<sub>4</sub>  
alkyl, C<sub>1</sub>-C<sub>4</sub> alkoxy;  
C<sub>3</sub>-C<sub>8</sub> cycloalkyl, or  
a heterocycle selected from the group consisting of  
25 thienyl, pyridinyl, morpholinyl, furyl,  
thiazolyl, isothiazolyl, thiazolinyl,  
thiazolidinyl, isothiazolinyl, piperidinyl,  
pyrimidinyl, pyridazinyl, pyrazinyl,  
pyrrolidinyl, pyrrolyl, N-methylpyrrolyl,  
30 triazolyl, triazolidinyl, oxazolyl,  
isoxazolyl, oxazolinyl, isoxazolinyl,  
oxazolidinyl, oxadiazolyl, oxadiazolidinyl,  
imidazolyl, imidazolidinyl, said heterocyclic  
ring system being substituted with 0-5 R<sup>19</sup>;  
35 m=0-2;

R<sup>8</sup> is a substituent on nitrogen and is selected from:

hydrogen,  
C<sub>1</sub>-C<sub>6</sub> alkyl substituted with 0-3 R<sup>20</sup>,  
5 C<sub>1</sub>-C<sub>6</sub>-alkylcarbonyl,  
alkoxycarbonyl,  
arylalkoxycarbonyl,  
alkylaminocarbonyl,  
arylsulfonyl,  
10 heteroarylalkoxycarbonyl,  
cycloalkoxycarbonyl,  
heteroarylsulfonyl,  
alkylsulfonyl, or  
cycloalkylsulfonyl;

15

R<sup>9</sup> is selected from:

halogen,  
C<sub>1</sub>-C<sub>4</sub> alkyl substituted with 0-3 R<sup>4</sup>,  
C<sub>2</sub>-C<sub>4</sub> alkenyl substituted with 0-3 R<sup>4</sup>,  
20 C<sub>2</sub>-C<sub>4</sub> alkynyl substituted with 0-3 R<sup>4</sup>,  
C<sub>6</sub>-C<sub>10</sub> aryl substituted with 0-3 R<sup>18</sup>,  
a C<sub>5</sub>-C<sub>11</sub> heterocycle containing from 1-4  
heteroatoms selected from N, O or S, said  
heterocycle optionally substituted with 0-3  
25 R<sup>18</sup>, or  
C<sub>3</sub>-C<sub>8</sub> cycloalkyl,

25

R<sup>9a</sup> is selected from:

R<sup>9</sup>, halogen, OR<sup>17</sup>, NR<sup>10</sup>R<sup>10a</sup>, NR<sup>8</sup>R<sup>10a</sup>, or S(O)<sub>m</sub>R<sup>17a</sup>,  
30

Alternately, R<sup>9</sup> and R<sup>9a</sup> can be taken together to form a  
3-7 membered carbocyclic or heterocyclic, said  
heterocyclic ring containing from 1-2 heteroatoms  
selected from N, O or S, and optionally substituted  
35 on a saturated carbon with keto;

R<sup>10</sup> is selected from:

hydrogen,

C<sub>1</sub>-C<sub>4</sub> alkoxy,

C<sub>1</sub>-C<sub>6</sub> alkyl substituted with 0-4 R<sup>4</sup>;

5

R<sup>10a</sup> is selected from:

hydrogen or C<sub>1</sub>-C<sub>4</sub> alkyl or C<sub>1</sub>-C<sub>4</sub> alkyl carbonyl;

R<sup>10</sup> and R<sup>10a</sup> can alternatively join to form -(CH<sub>2</sub>)<sub>4</sub>-,

10        -(CH<sub>2</sub>)<sub>5</sub>-, -CH<sub>2</sub>CH<sub>2</sub>N(R<sup>16</sup>)CH<sub>2</sub>CH<sub>2</sub>-, or -CH<sub>2</sub>CH<sub>2</sub>OCH<sub>2</sub>CH<sub>2</sub>-;

R<sup>11</sup> and R<sup>12</sup> are independently H, or C<sub>1</sub>-C<sub>4</sub> alkyl;

R<sup>13</sup> is selected from:

15        C<sub>1</sub>-C<sub>6</sub> alkyl or phenyl which are independently  
substituted with R<sup>13a</sup>;

R<sup>13a</sup> is selected from:

20        alkyl, hydroxy, alkoxy, alkylthio, acylamino,  
phenyl, heterocycle, and when R<sup>13a</sup> is phenyl it can  
be optionally substituted with amino, alkoxy, alkyl  
acyl or hydroxy;

R<sup>14</sup> is selected from:

25        hydrogen, methyl or ethyl;

R<sup>15</sup> is selected from:

H, or C<sub>1</sub>-C<sub>4</sub> alkyl;

30        R<sup>16</sup> is selected from:

hydrogen or methyl;

R<sup>17</sup> is selected from:

hydrogen,

35        C<sub>1</sub>-C<sub>6</sub> alkyl substituted with 0-3 R<sup>17a</sup>

C<sub>1</sub>-C<sub>6</sub> alkylcarbonyl substituted with 0-3 R<sup>17a</sup>,  
C<sub>1</sub>-C<sub>6</sub> alkoxy carbonyl substituted with 0-3 R<sup>17a</sup>,  
phenoxycarbonyl substituted with 0-3 R<sup>18</sup>;

5 R<sup>17a</sup> is selected from:

- hydrogen,
- C<sub>1</sub>-C<sub>4</sub> alkyl,
- aryl substituted with 0-2 R<sup>18</sup>,
- aryl substituted with halogen, OH, C<sub>1</sub>-C<sub>4</sub> alkyl,
- 10 C<sub>1</sub>-C<sub>4</sub> alkoxy,
- C<sub>3</sub>-C<sub>8</sub> cycloalkyl
- a heterocycle selected from the group consisting of
  - thienyl, pyridinyl, morpholinyl, furyl,
  - thiazolyl, isothiazolyl, thiazolinyl,
  - 15 thiazolidinyl, isothiazolinyl, piperidinyl,
  - pyrimidinyl, pyridazinyl, pyrazinyl,
  - pyrrolidinyl, pyrrolyl, N-methylpyrrolyl,
  - triazolyl, triazolidinyl, oxazolyl,
  - isoxazolyl, oxazolinyl, isoxazolinyl,
  - 20 oxazolidinyl, oxadiazolyl, oxadiazolidinyl,
  - imidazolyl, imidazolidinyl, said heterocyclic
  - ring system being substituted with 0-5 R<sup>19</sup>;

R<sup>17b</sup> is selected from:

- 25 aryl substituted with 0-2 R<sup>18</sup>,
- aryl substituted with halogen, OH, C<sub>1</sub>-C<sub>4</sub> alkyl,
- C<sub>1</sub>-C<sub>4</sub> alkoxy,
- C<sub>3</sub>-C<sub>8</sub> cycloalkyl
- a heterocycle selected from the group consisting of
  - 30 thienyl, pyridinyl, morpholinyl, furyl,
  - thiazolyl, isothiazolyl, thiazolinyl,
  - thiazolidinyl, isothiazolinyl, piperidinyl,
  - pyrimidinyl, pyridazinyl, pyrazinyl,
  - pyrrolidinyl, pyrrolyl, N-methylpyrrolyl,
  - 35 triazolyl, triazolidinyl, oxazolyl,

isoxazolyl, oxazoliny, isoxazoliny,  
oxazolidiny, oxadiazolyl, oxadiazolidiny,  
imidazolyl, imidazolidiny, said heterocyclic  
ring system being substituted with 0-5 R<sup>19</sup>;

5

R<sup>18</sup>, when a substituent on carbon, is selected from one  
or more of the following:

phenoxy, benzyloxy, halogen, hydroxy, nitro, cyano,  
C<sub>1</sub>-C<sub>4</sub> alkyl, C<sub>1</sub>-C<sub>4</sub> alkoxy, -CO<sub>2</sub>H, sulfonamide,  
10 C<sub>1</sub>-C<sub>4</sub> alkyl substituted with -NR<sup>10</sup>R<sup>10a</sup>,  
-NR<sup>10</sup>R<sup>10a</sup>, C<sub>1</sub>-C<sub>4</sub> hydroxyalkyl, methylenedioxy,  
ethylenedioxy, C<sub>1</sub>-C<sub>4</sub> haloalkyl, C<sub>1</sub>-C<sub>4</sub>  
haloalkoxy, C<sub>1</sub>-C<sub>4</sub> alkoxy carbonyl, C<sub>1</sub>-C<sub>4</sub>  
alkyl carbonyloxy, C<sub>1</sub>-C<sub>4</sub> alkyl carbonyl, C<sub>1</sub>-C<sub>4</sub>  
15 alkyl carbonylamino, -S(O)<sub>m</sub>R<sup>11</sup>, -NHSO<sub>2</sub>R<sup>11</sup>,  
phenyl, optionally substituted with halogen, C<sub>1</sub>-C<sub>4</sub>  
alkyl, C<sub>1</sub>-C<sub>4</sub> alkoxy, hydroxy or NR<sup>10</sup>R<sup>10a</sup>,

a heterocycle selected from the group consisting of  
thienyl, pyridiny, morpholiny, furyl,  
20 thiazolyl, isothiazolyl, thiazoliny,  
thiazolidiny, isothiazoliny, piperidiny,  
pyrimidiny, pyridaziny, pyraziny,  
pyrrolidiny, pyrroly, N-methylpyrroly,  
triazolyl, triazolidiny, oxazolyl,  
25 isoxazolyl, oxazoliny, isoxazoliny,  
oxazolidiny, oxadiazolyl, oxadiazolidiny,  
imidazolyl, imidazolidiny, said heterocyclic  
ring system being substituted with 0-5 R<sup>19</sup>;

or R<sup>18</sup> may be a 3- or 4- carbon chain attached to  
30 adjacent carbons on the ring to form a fused  
5- or 6-membered ring, said 5- or 6- membered  
ring being optionally substituted with  
halogen, C<sub>1</sub>-C<sub>4</sub> alkyl, C<sub>1</sub>-C<sub>4</sub> alkoxy, hydroxy,  
-NR<sup>10</sup>R<sup>10a</sup>, =O or =S when attached to a  
35 saturated carbon atom, or =O when attached to  
sulfur;

R<sup>18</sup>, when a substituent on nitrogen, is selected from one or more of the following:

phenyl, benzyl, phenethyl, hydroxy, C<sub>1</sub>-C<sub>4</sub>  
 5 hydroxyalkyl, C<sub>1</sub>-C<sub>4</sub> alkoxy, C<sub>1</sub>-C<sub>4</sub> alkyl, C<sub>3</sub>-C<sub>6</sub>  
 cycloalkyl, C<sub>3</sub>-C<sub>6</sub> cycloalkylmethyl,  
 -CH<sub>2</sub>NR<sup>10</sup>R<sup>10a</sup>, -NR<sup>10</sup>R<sup>10a</sup>, C<sub>2</sub>-C<sub>6</sub> alkoxyalkyl, C<sub>1</sub>-  
 C<sub>4</sub> haloalkyl, C<sub>1</sub>-C<sub>4</sub> alkoxycarbonyl, -CO<sub>2</sub>H, C<sub>1</sub>-  
 C<sub>4</sub> alkylcarbonyloxy, C<sub>1</sub>-C<sub>4</sub> alkylcarbonyl;

10

R<sup>19</sup>, when a substituent on carbon, is selected from one or more of the following:

phenoxy, benzyloxy, halogen, hydroxy, nitro, cyano,  
 C<sub>1</sub>-C<sub>4</sub> alkyl, C<sub>1</sub>-C<sub>4</sub> alkoxy, -CO<sub>2</sub>H, sulfonamide,  
 15 C<sub>1</sub>-C<sub>4</sub> alkyl substituted with -NR<sup>10</sup>R<sup>10a</sup>,  
 -NR<sup>10</sup>R<sup>10a</sup>, C<sub>1</sub>-C<sub>4</sub> hydroxyalkyl, methylenedioxy,  
 ethylenedioxy, C<sub>1</sub>-C<sub>4</sub> haloalkyl, C<sub>1</sub>-C<sub>4</sub>  
 haloalkoxy, C<sub>1</sub>-C<sub>4</sub> alkoxycarbonyl, C<sub>1</sub>-C<sub>4</sub>  
 alkylcarbonyloxy, C<sub>1</sub>-C<sub>4</sub> alkylcarbonyl, C<sub>1</sub>-C<sub>4</sub>  
 20 alkylcarbonylamino, -S(O)<sub>m</sub>R<sup>11</sup>, -NHSO<sub>2</sub>R<sup>11</sup>,

20

a heterocycle selected from the group consisting of

thienyl, pyridinyl, morpholinyl, furyl,  
 thiazolyl, isothiazolyl, thiazolinyl,  
 thiazolidinyl, isothiazolinyl, piperidinyl,  
 25 pyrimidinyl, pyridazinyl, pyrazinyl,  
 pyrrolidinyl, pyrrolyl, N-methylpyrrolyl,  
 triazolyl, triazolidinyl, oxazolyl,  
 isoxazolyl, oxazolinyl, isoxazolinyl,  
 oxazolidinyl, oxadiazolyl, oxadiazolidinyl,  
 30 imidazolyl, imidazolidinyl,

30

or R<sup>19</sup> may be a 3- or 4- carbon chain attached to adjacent carbons on the ring to form a fused 5- or 6-membered ring, said 5- or 6- membered ring being optionally substituted with  
 35 halogen, C<sub>1</sub>-C<sub>4</sub> alkyl, C<sub>1</sub>-C<sub>4</sub> alkoxy, hydroxy,  
 -NR<sup>10</sup>R<sup>10a</sup>;

35



R<sup>19</sup>, when a substituent on nitrogen, is selected from one or more of the following:

phenyl, benzyl, phenethyl, hydroxy, C<sub>1</sub>-C<sub>4</sub>  
5 hydroxyalkyl, C<sub>1</sub>-C<sub>4</sub> alkoxy, C<sub>1</sub>-C<sub>4</sub> alkyl, C<sub>3</sub>-C<sub>6</sub>  
cycloalkyl, C<sub>3</sub>-C<sub>6</sub> cycloalkylmethyl,  
-CH<sub>2</sub>NR<sup>10</sup>R<sup>10a</sup>, -NR<sup>10</sup>R<sup>10a</sup>, C<sub>2</sub>-C<sub>6</sub> alkoxyalkyl, C<sub>1</sub>-  
C<sub>4</sub> haloalkyl, C<sub>1</sub>-C<sub>4</sub> alkoxycarbonyl, -CO<sub>2</sub>H, C<sub>1</sub>-  
C<sub>4</sub> alkylcarbonyloxy, C<sub>1</sub>-C<sub>4</sub> alkylcarbonyl; and

10

R<sup>20</sup> is selected from:

aryl substituted with 0-5 R<sup>18</sup>,  
a heterocycle selected from the group consisting of  
thienyl, pyridinyl, morpholinyl, furyl,  
15 thiazolyl, isothiazolyl, thiazolinyl,  
thiazolidinyl, isothiazolinyl, piperidinyl,  
pyrimidinyl, pyridazinyl, pyrazinyl,  
pyrrolidinyl, pyrrolyl, N-methylpyrrolyl,  
triazolyl, triazolidinyl, oxazolyl,  
20 isoxazolyl, oxazolinyl, isoxazolinyl,  
oxazolidinyl, oxadiazolyl, oxadiazolidinyl,  
imidazolyl, imidazolidinyl, said heterocyclic  
ring system being substituted with 0-5 R<sup>19</sup>.

25 Presently, preferred compounds of this embodiment  
are compounds of Formula I wherein:

R<sup>1</sup> is selected from:

C<sub>1</sub>-C<sub>4</sub> alkyl substituted with 0-3 R<sup>4</sup>;

30

R<sup>1a</sup> is selected from: OR<sup>15</sup> or NHR<sup>15</sup>;

R<sup>2</sup> is selected from:

C<sub>2</sub>-C<sub>6</sub> alkyl optionally substituted with R<sup>17b</sup>,  
35 -O-(C<sub>1</sub>-C<sub>6</sub> alkyl)-R<sup>20</sup>,  
-S-(C<sub>1</sub>-C<sub>6</sub> alkyl)-R<sup>20</sup>,

-CH<sub>2</sub>O-(C<sub>1</sub>-C<sub>5</sub> alkyl)-R<sup>20</sup>, or  
-CH<sub>2</sub>S-(C<sub>1</sub>-C<sub>5</sub> alkyl)-R<sup>20</sup>;

R<sup>3</sup> is selected from:

- 5           hydrogen, or  
          C<sub>1</sub>-C<sub>6</sub> alkyl optionally substituted with R<sup>4</sup>;

R<sup>15</sup> is selected from:

- H, or  
10         C<sub>1</sub>-C<sub>4</sub> alkyl;

and all other variables are as defined above.

- 15   Presently more preferred compounds of this invention are  
      compounds of Formula I wherein:

A is -C(R<sup>1</sup>)(R<sup>1a</sup>)CONHOH;

- 20   Specifically preferred compounds of this invention are  
      selected from the group consisting of:

- N<sup>2</sup>-[3-Hydroxy,3-methyl-4-(N-hydroxyamino)-2R-  
              isobutylsuccinyl)]-L-phenylalanine-N<sup>1</sup>-  
25         methanamide  
          N<sup>2</sup>-[3-Hydroxy,3-methyl-4-(N-hydroxyamino)-2R-  
              ethylphenylsuccinyl)]-L-phenylalanine-N<sup>1</sup>-  
              methanamide  
          N<sup>2</sup>-[3-Hydroxy,3-methyl-4-(N-hydroxyamino)-2R-  
30         propylphenylsuccinyl)]-L-phenylalanine-N<sup>1</sup>-  
              methanamide  
          N<sup>2</sup>-[3-Hydroxy,3-methyl-4-(N-hydroxyamino)-2R-  
              hexylsuccinyl)]-L-phenylalanine-N<sup>1</sup>-methanamide

- N<sup>2</sup>- [3-Hydroxy, 3-methyl-4- (N-hydroxyamino) -2R-  
isobutylsuccinyl)] -4-methoxy-L-tyrosine-N<sup>1</sup>-  
methanamide
- 5 N<sup>2</sup>- [3-Hydroxy, 3-methyl-4- (N-hydroxyamino) -2R-  
ethylphenylsuccinyl)] -4-methoxy-L-tyrosine-N<sup>1</sup>-  
methanamide
- N<sup>2</sup>- [3-Hydroxy, 3-methyl-4- (N-hydroxyamino) -2R-  
propylphenylsuccinyl)] -4-methoxy-L-tyrosine-  
N<sup>1</sup>-methanamide
- 10 N<sup>2</sup>- [3-Hydroxy, 3-methyl-4- (N-hydroxyamino) -2R-  
hexylsuccinyl)] -4-methoxy-L-tyrosine-N<sup>1</sup>-  
methanamide
- N<sup>2</sup>- [3-Hydroxy, 3-methyl-4- (N-hydroxyamino) -2R-  
isobutylsuccinyl)] -L-lysine-N<sup>1</sup>-methanamide
- 15 N<sup>2</sup>- [3-Hydroxy, 3-methyl-4- (N-hydroxyamino) -2R-  
ethylphenylsuccinyl)] -L-lysine-N<sup>1</sup>-methanamide
- N<sup>2</sup>- [3-Hydroxy, 3-methyl-4- (N-hydroxyamino) -2R-  
propylphenylsuccinyl)] -L-lysine-N<sup>1</sup>-methanamide
- N<sup>2</sup>- [3-Hydroxy, 3-methyl-4- (N-hydroxyamino) -2R-  
hexylsuccinyl)] -L-lysine-N<sup>1</sup>-methanamide
- 20 N- [3-Hydroxy, 3-methyl-4- (N-hydroxyamino) -2R-  
propylphenylsuccinyl)] -L-lysine-t-butylester
- N- [3-Hydroxy, 3-methyl-4- (N-hydroxyamino) -2R-  
propylphenylsuccinyl)] -L-phenylalanine-t-  
butylester
- 25 N<sup>2</sup>- [3-Hydroxy, 3-methyl-4- (N-hydroxyamino) -2R-  
isobutylsuccinyl)] -4-methoxy-L-tyrosine-N<sup>1</sup>-S-  
methylbenzylamine
- N<sup>2</sup>- [3-Hydroxy, 3-methyl-4- (N-hydroxyamino) -2R-  
ethylphenylsuccinyl)] -L-lysine-N<sup>1</sup>-S-  
methylbenzylamide
- 30 N<sup>2</sup>- [3-Hydroxy, 3-methyl-4- (N-hydroxyamino) -2R-  
ethylphenylsuccinyl)] -4-methoxy-L-tyrosine-N<sup>1</sup>-  
S-methylbenzylamide

- N<sup>2</sup>- [3-Hydroxy, 3-methyl-4- (N-hydroxyamino) -2R-  
propylphenylsuccinyl)] -L-lysine-N<sup>1</sup>-S-  
methylbenzylamide
- 5 N<sup>2</sup>- [3-Hydroxy, 3-methyl-4- (N-hydroxyamino) -2R-  
propylphenylsuccinyl)] -L-tert-leucine-N<sup>1</sup>-  
methylamide
- N<sup>2</sup>- [3-Hydroxy, 3-methyl-4- (N-hydroxyamino) -2R-  
ethylphenylsuccinyl)] -L-tert-leucine-N<sup>1</sup>-  
methylamide
- 10 N<sup>2</sup>- [3-Hydroxy, 3-methyl-4- (N-hydroxyamino) -2R-  
propylphenylsuccinyl)] -L-lysine-N<sup>1</sup>-  
phenethylamide

15 DETAILED DESCRIPTION OF THE INVENTION

In the present invention it has been discovered that the compounds above are useful as inhibitors of stromelysin and similar matrix metalloproteinases, such  
20 as aggrecanase and the production of TNF and for the treatment of rheumatoid arthritis, osteoarthritis and similar pathological conditions.

The present invention also provides methods for the treatment of osteo- and rheumatoid arthritis and other  
25 related inflammatory diseases by administering to a host a pharmaceutically or therapeutically effective or acceptable amount of a compound of formula (I) as described above. By therapeutically effective amount, it is meant an amount of a compound of the present  
30 invention effective to inhibit stromelysin or related matrix metalloproteinases such as aggrecanase and the production of TNF or to treat the symptoms of osteo- or rheumatoid arthritis or related inflammatory diseases in a host.

The compounds of the present invention can also be administered in combination with one or more additional therapeutic agents. Administration of the compounds of Formula I of the invention in combination with such  
5 additional therapeutic agent, may afford an efficacy advantage over the compounds and agents alone, and may do so while permitting the use of lower doses of each. A lower dosage minimizes the potential of side effects, thereby providing an increased margin of safety.

10 By "therapeutically effective amount" it is meant an amount of a compound of Formula I that when administered alone or in combination with an additional therapeutic agent to a cell or mammal is effective to inhibit stromelysin so as to prevent or ameliorate the  
15 inflammatory disease condition or the progression of the disease.

By "administered in combination" or "combination therapy" it is meant that the compound of Formula I and one or more additional therapeutic agents are  
20 administered concurrently to the mammal being treated. When administered in combination each component may be administered at the same time or sequentially in any order at different points in time. Thus, each component may be administered separately but sufficiently closely  
25 in time so as to provide the desired therapeutic effect.

The compounds herein described may have asymmetric centers. Unless otherwise indicated, all chiral, diastereomeric and racemic forms are included in the present invention. Many geometric isomers of olefins,  
30 C=N double bonds, and the like can also be present in the compounds described herein, and all such stable isomers are contemplated in the present invention. It will be appreciated that compounds of the present invention may contain asymmetrically substituted carbon  
35 atoms, and may be isolated in optically active or racemic forms. It is well known in the art how to

prepare optically active forms, such as by resolution of racemic forms or by synthesis, from optically active starting materials. All chiral, diastereomeric, racemic forms and all geometric isomeric forms of a structure  
5 are intended, unless the specific stereochemistry or isomer form is specifically indicated.

When any variable (for example  $R^1$  through  $R^{20}$ ,  $R^{10a}$ ,  $n$ ,  $m$ ,  $Z$ ,  $X$ , etc.) occurs more than one time in any constituent or in any formula, its definition on each  
10 occurrence is independent of its definition at every other occurrence. Thus, for example, if a group is shown to be substituted with 0-3  $R^{17}$ , then said group may optionally be substituted with up to three  $R^{17}$  and  $R^{17}$  at each occurrence is selected independently from  
15 the defined list of possible  $R^{17}$ .

When a bond to a substituent is shown to cross the bond connecting two atoms in a ring, then such substituent may be bonded to any atom on the ring.

When a substituent is listed without indicating the  
20 atom via which such substituent is bonded to the rest of the compound of Formula I, then such substituent may be bonded via any atom in such substituent. For example, when the substituent is piperazinyl, piperidinyl, or tetrazolyl, unless specified otherwise, said  
25 piperazinyl, piperidinyl, tetrazolyl group may be bonded to the rest of the compound of Formula I via any atom in such piperazinyl, piperidinyl, tetrazolyl group.

Combinations of substituents and/or variables are permissible only if such combinations result in stable  
30 compounds. By stable compound or stable structure it is meant herein a compound that is sufficiently robust to survive isolation to a useful degree of purity from a reaction mixture, and formulation into an efficacious therapeutic agent.

35 The term "substituted", as used herein, means that any one or more hydrogen on the designated atom is

replaced with a selection from the indicated group, provided that the designated atom's normal valency is not exceeded, and that the substitution results in a stable compound. When a substituent is keto (i.e., =O),  
5 then 2 hydrogens on the atom are replaced.

As used herein, "alkyl" is intended to include both branched and straight-chain saturated aliphatic hydrocarbon groups having the specified number of carbon atoms (for example, "C<sub>1</sub>-C<sub>10</sub>" denotes alkyl having 1 to  
10 10 carbon atoms); "haloalkyl" is intended to include both branched and straight-chain saturated aliphatic hydrocarbon groups having the specified number of carbon atoms, substituted with 1 or more halogen (for example -C<sub>v</sub>F<sub>w</sub> where v = 1 to 3 and w = 1 to (2v+1)); "alkoxy"  
15 represents an alkyl group of indicated number of carbon atoms attached through an oxygen bridge; "cycloalkyl" is intended to include saturated ring groups, including mono-, bi- or polycyclic ring systems, such as cyclopropyl, cyclobutyl, cyclopentyl, cyclohexyl,  
20 cycloheptyl, cyclooctyl, and adamantyl; and "bicycloalkyl" is intended to include saturated bicyclic ring groups such as [3.3.0]bicyclooctane, [4.3.0]bicyclononane, [4.4.0]bicyclodecane (decalin), [2.2.2]bicyclooctane, and so forth. "Alkenyl" is  
25 intended to include hydrocarbon chains of either a straight or branched configuration and one or more unsaturated carbon-carbon bonds which may occur in any stable point along the chain, such as ethenyl, propenyl and the like; and "alkynyl" is intended to include  
30 hydrocarbon chains of either a straight or branched configuration and one or more triple carbon-carbon bonds which may occur in any stable point along the chain, such as ethynyl, propynyl and the like.

"Alkylcarbonyl" is intended to include an alkyl  
35 group of an indicated number of carbon atoms attached through a carbonyl group to the residue of the compound

at the designated location. "Alkylcarbonylamino" is intended to include an alkyl group of an indicated number of carbon atoms attached through a carbonyl group to an amino bridge, where the bridge is attached to the residue of the compound at the designated location.

"Alkylcarbonyloxy" is intended to include an alkyl group of an indicated number of carbon atoms attached to a carbonyl group, where the carbonyl group is attached through an oxygen atom to the residue of the compound at the designated location.

The terms "alkylene", "alkenylene", "phenylene", and the like, refer to alkyl, alkenyl, and phenyl groups, respectively, which are connected by two bonds to the rest of the structure of Formula I. Such "alkylene", "alkenylene", "phenylene", and the like, may alternatively and equivalently be denoted herein as "-(alkyl)-", "-(alkenyl)-" and "-(phenyl)-", and the like.

"Halo" or "halogen" as used herein refers to fluoro, chloro, bromo and iodo; and "counterion" is used to represent a small, negatively charged species such as chloride, bromide, hydroxide, acetate, sulfate and the like.

As used herein, "aryl" or "aromatic residue" is intended to mean phenyl or naphthyl; the term "arylalkyl" represents an aryl group attached through an alkyl bridge.

As used herein, "carbocycle" or "carbocyclic residue" or "carbocyclic ring system" is intended to mean any stable 3- to 7- membered monocyclic or bicyclic or 7- to 14-membered bicyclic or tricyclic or up to 26-membered polycyclic carbon ring, any of which may be saturated, partially unsaturated, or aromatic. Examples of such carbocycles include, but are not limited to, cyclopropyl, cyclopentyl, cyclohexyl, phenyl, biphenyl,



naphthyl, indanyl, adamantyl, or tetrahydronaphthyl (tetralin).

As used herein, the term "heterocycle" or "heteroaryl" or "heterocyclic" is intended to mean a stable 5- to 7- membered monocyclic or bicyclic or 7- to 10-membered bicyclic heterocyclic ring which may be saturated, partially unsaturated, or aromatic, and which consists of carbon atoms and from 1 to 4 heteroatoms independently selected from the group consisting of N, O and S and wherein the nitrogen and sulfur heteroatoms may optionally be oxidized, and the nitrogen may optionally be quaternized, and including any bicyclic group in which any of the above-defined heterocyclic rings is fused to a benzene ring. The heterocyclic ring may be attached to its pendant group at any heteroatom or carbon atom which results in a stable structure. The heterocyclic rings described herein may be substituted on carbon or on a nitrogen atom if the resulting compound is stable. Examples of such heterocycles include, but are not limited to, pyridyl (pyridinyl), pyrimidinyl, furanyl (furyl), thiazolyl, thienyl, pyrrolyl, pyrazolyl, imidazolyl, tetrazolyl, benzofuranyl, benzothiophenyl, indolyl, indolenyl, quinolinyl, isoquinolinyl, benzimidazolyl, piperidinyl, 4-piperidonyl, pyrrolidinyl, 2-pyrrolidonyl, pyrrolinyl, tetrahydrofuranyl, tetrahydroquinolinyl, tetrahydroisoquinolinyl, decahydroquinolinyl or octahydroisoquinolinyl, azocinyl, triazinyl, 6H-1,2,5-thiadiazinyl, 2H,6H-1,5,2-dithiazinyl, thiophenyl, thianthrenyl, pyranyl, isobenzofuranyl, chromenyl, xanthenyl, phenoxathiinyl, 2H-pyrrolyl, pyrrolyl, imidazolyl, pyrazolyl, isothiazolyl, isoxazolyl, oxazolyl, pyridinyl, pyrazinyl, pyrimidinyl, pyridazinyl, indoliziny, isoindolyl, 3H-indolyl, indolyl, 1H-indazolyl, purinyl, 4H-quinoliziny, isoquinolinyl, quinolinyl, phthalazinyl, naphthyridinyl,

quinoxaliny1, quinazoliny1, cinnoliny1, pteridiny1,  
4aH-carbazole, carbazole,  $\beta$ -carboliny1, phenanthridiny1,  
acridiny1, perimidiny1, phenanthroliny1, phenaziny1,  
phenarsaziny1, phenothiaziny1, furazany1, phenoxaziny1,  
5 isochromany1, chromany1, pyrrolidiny1, pyrroliny1,  
imidazolidiny1, imidazoliny1, pyrazolidiny1,  
pyrazoliny1, piperidiny1, piperaziny1,  
hexahydropyridaziny1, indoliny1, isoindoliny1,  
quinuclidiny1, morpholiny1 or oxazolidiny1. Also  
10 included are fused ring and spiro compounds containing,  
for example, the above heterocycles.

The term "amino acid" as used herein means an  
organic compound containing both a basic amino group and  
an acidic carboxyl group. Included within this term are  
15 natural amino acids, modified and unusual amino acids,  
as well as amino acids which are known to occur  
biologically in free or combined form but usually do not  
occur in proteins. Included within this term are  
modified and unusual amino acids, such as those disclosed  
20 in, for example, Roberts and Vellaccio (1983) The  
Peptides, 5: 342-429, the teaching of which is hereby  
incorporated by reference. Modified or unusual amino  
acids which can be used to practice the invention  
include, but are not limited to, D-amino acids,  
25 hydroxylysine, 4-hydroxyproline, an N-Cbz-protected  
amino acid, ornithine, 2,4-diaminobutyric acid,  
homoarginine, norleucine, N-methylaminobutyric acid,  
naphthylalanine, phenylglycine,  $\beta$ -phenylproline,  
tert-leucine, 4-aminocyclohexylalanine, N-methyl-  
30 norleucine, 3,4-dehydroproline, N,N-  
dimethylaminoglycine, N-methylaminoglycine,  
4-aminopiperidine-4-carboxylic acid, 6-aminocaproic  
acid, trans-4-(aminomethyl)-cyclohexanecarboxylic acid,  
2-, 3-, and 4-(aminomethyl)-benzoic acid,  
35 1-aminocyclopentanecarboxylic acid,

1-aminocyclopropanecarboxylic acid, and 2-benzyl-5-aminopentanoic acid.

The term "amino acid residue" as used herein means that portion of an amino acid (as defined herein) that is present in a peptide.

The term "peptide" as used herein means a compound that consists of two or more amino acids (as defined herein) that are linked by means of a peptide bond. The term "peptide" also includes compounds containing both peptide and non-peptide components, such as pseudopeptide or peptide mimetic residues or other non-amino acid components. Such a compound containing both peptide and non-peptide components may also be referred to as a "peptide analog".

The term "peptide bond" means a covalent amide linkage formed by loss of a molecule of water between the carboxyl group of one amino acid and the amino group of a second amino acid.

As used herein, "pharmaceutically acceptable salts" refer to derivatives of the disclosed compounds wherein the parent compound of Formula I is modified by making acid or base salts of the compound of Formula I. Examples of pharmaceutically acceptable salts include, but are not limited to, mineral or organic acid salts of basic residues such as amines; alkali or organic salts of acidic residues such as carboxylic acids; and the like.

"Prodrugs" are considered to be any covalently bonded carriers which release the active parent drug according to Formula I *in vivo* when such prodrug is administered to a mammalian subject. Prodrugs of the compounds of Formula I are prepared by modifying functional groups present in the compounds in such a way that the modifications are cleaved, either in routine manipulation or *in vivo*, to the parent compounds. Prodrugs include compounds of Formula I wherein

hydroxyl, amino, sulfhydryl, or carboxyl groups are bonded to any group that, when administered to a mammalian subject, cleaves to form a free hydroxyl, amino, sulfhydryl, or carboxyl group respectively.

- 5 Examples of prodrugs include, but are not limited to, acetate, formate and benzoate derivatives of alcohol and amine functional groups in the compounds of Formula I, phosphate esters, dimethylglycine esters, aminoalkylbenzyl esters, aminoalkyl esters and
- 10 carboxyalkyl esters of alcohol and phenol functional groups in the compounds of formula (I); and the like.

- The pharmaceutically acceptable salts of the compounds of Formula I include the conventional non-toxic salts or the quaternary ammonium salts of the
- 15 compounds of Formula I formed, for example, from non-toxic inorganic or organic acids. For example, such conventional non-toxic salts include those derived from inorganic acids such as hydrochloric, hydrobromic, sulfuric, sulfamic, phosphoric, nitric and the like; and
- 20 the salts prepared from organic acids such as acetic, propionic, succinic, glycolic, stearic, lactic, malic, tartaric, citric, ascorbic, pamoic, maleic, hydroxymaleic, phenylacetic, glutamic, benzoic, salicylic, sulfanilic, 2-acetoxybenzoic, fumaric,
- 25 toluenesulfonic, methanesulfonic, ethane disulfonic, oxalic, isethionic, and the like.

- The pharmaceutically acceptable salts of the present invention can be synthesized from the compounds of Formula I which contain a basic or acidic moiety by
- 30 conventional chemical methods. Generally, the salts are prepared by reacting the free base or acid with stoichiometric amounts or with an excess of the desired salt-forming inorganic or organic acid or base in a suitable solvent or various combinations of solvents.

- 35 The pharmaceutically acceptable salts of the acids of Formula I with an appropriate amount of a base, such

as an alkali or alkaline earth metal hydroxide e.g. sodium, potassium, lithium, calcium, or magnesium, or an organic base such as an amine, e.g.,  
dibenzylethylenediamine, trimethylamine, piperidine,  
5 pyrrolidine, benzylamine and the like, or a quaternary ammonium hydroxide such as tetramethylammonium hydroxide and the like.

As discussed above, pharmaceutically acceptable salts of the compounds of the invention can be prepared  
10 by reacting the free acid or base forms of these compounds with a stoichiometric amount of the appropriate base or acid, respectively, in water or in an organic solvent, or in a mixture of the two; generally, nonaqueous media like ether, ethyl acetate,  
15 ethanol, isopropanol, or acetonitrile are preferred. Lists of suitable salts are found in Remington's Pharmaceutical Sciences, 17th ed., Mack Publishing Company, Easton, PA, 1985, p. 1418, the disclosure of which is hereby incorporated by reference.

20

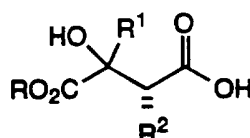
### Synthesis

The compounds of the present invention can be prepared in a number of ways well known to one skilled in the art of organic synthesis. The compounds of the  
25 present invention can be synthesized using the methods described below, together with synthetic methods known in the art of synthetic organic chemistry, or variations thereon as appreciated by those skilled in the art. Preferred methods include, but are not limited to, those  
30 described below. All references cited herein are hereby incorporated in their entirety herein by reference.

The novel compounds of Formula I may be prepared using the reactions and techniques described in this section. The reactions are performed in solvents  
35 appropriate to the reagents and materials employed and are suitable for the transformations being effected.

Also, in the description of the synthetic methods described below, it is to be understood that all proposed reaction conditions, including choice of solvent, reaction atmosphere, reaction temperature, duration of the experiment and workup procedures, are chosen to be the conditions standard for that reaction, which should be readily recognized by one skilled in the art. It is understood by one skilled in the art of organic synthesis that the functionality present on various portions of the educt molecule must be compatible with the reagents and reactions proposed. Not all compounds of Formula I falling into a given class may be compatible with some of the reaction conditions required in some of the methods described. Such restrictions to the substituents which are compatible with the reaction conditions will be readily apparent to one skilled in the art and alternate methods must then be used.

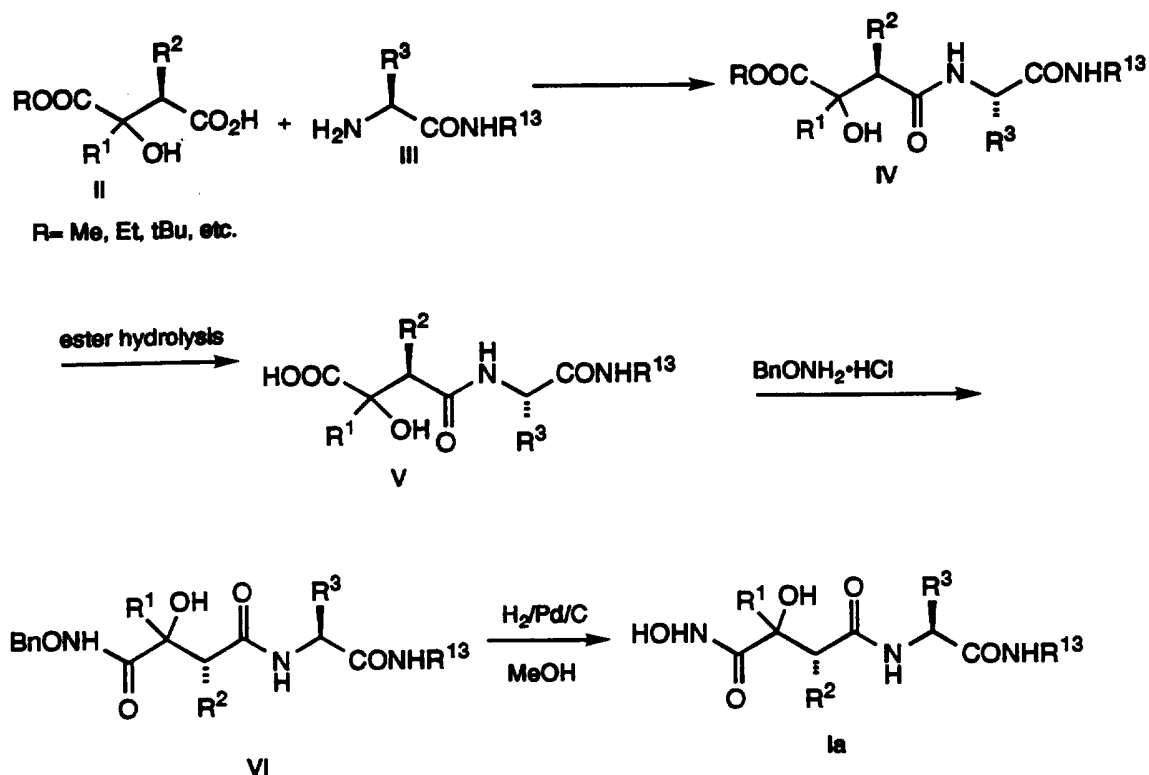
Compounds of Formula I wherein A is  
20 HONHCOC(R<sup>1a</sup>)(R<sup>1</sup>)-, R<sup>1</sup>, R<sup>2</sup>, R<sup>3</sup>, R<sup>14</sup> and Q are defined as  
provided in the preceding scope, and R<sup>1a</sup> is hydroxy, are  
prepared by condensation of acids of formula (IV):



II

wherein R is an ester protecting group, and R<sup>1</sup> and R<sup>2</sup> are defined as provided in the preceding Summary of the Invention in connection with formula I, with an appropriately substituted amino acid derivative III to  
30 form an amide bond according to Scheme 1.

Scheme 1



- 5           The condensation is carried out using any of the many methods for the formation of amide bonds known to one skilled in the art of organic synthesis. These methods include but are not limited to conversion of acid (II) to the corresponding acid chloride, or use of
- 10   standard coupling procedures such as the azide method, mixed carbonic acid anhydride (isobutyl chloroformate) method, carbodiimide (dicyclohexylcarbodiimide, diisopropylcarbodiimide, or water-soluble carbodiimides) method, active ester (p-nitrophenyl ester, N-
- 15   hydroxysuccinic imido ester) method, carbonyldiimidazole method, phosphorus reagents such as BOP-Cl. Some of these methods (especially the carbodiimide) can be enhanced by the addition of 1-hydroxybenzotriazole. Removal of the ester protecting group using methods well
- 20   known to one skilled in the art of organic synthesis,

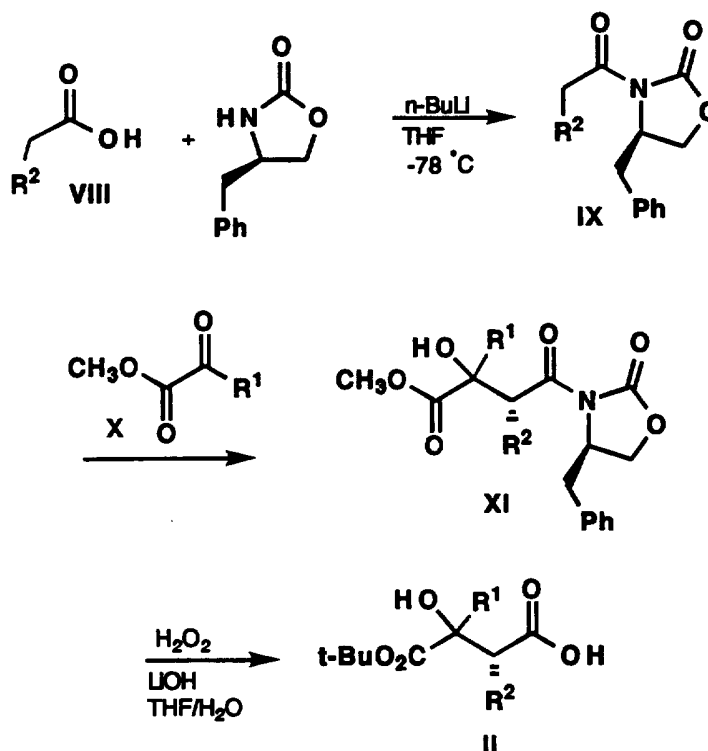
followed by activation the resulting acid, for example with BOP-Cl, and reaction with O-benzylhydroxylamine gives a benzyl-protected hydroxamic acid. Catalytic hydrogenolysis provides the target hydroxamic acid.

5

The acids of formula (II) are prepared by the route shown in Scheme 2. An appropriately substituted carboxylic acid (VIII) is converted to the chiral oxazolidinone (IX) by the method of Evans (M.D. Ennis, 10 Ph.D. Thesis; CalTech, 1983). Deprotonation with a strong base followed by treatment with an  $\alpha$ -ketoester or formula (X), produces intermediate (XI). Hydrolysis of the chiral auxiliary can be accomplished with alkaline hydrogen peroxide to give acids (II).

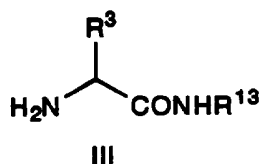
15

Scheme 2





## Amino acid derivatives (III)



5 are prepared from the corresponding amino acids using methods known to one skilled in the art for preparing amino acid amides from the appropriately N-protected amino acids. Unusual amino acids used in this invention can be synthesized by standard methods familiar to those  
10 skilled in the art ("The Peptides: Analysis, Synthesis, Biology, Vol. 5, pp. 342-449, Academic Press, New York (1981)). N-Alkyl amino acids can be prepared using procedures described in Cheung et al. (*Can. J. Chem.* 55, 906 (1977)) and Freidinger et al., (*J. Org. Chem.* 15 48, 77 (1982)), which are incorporated herein by reference.

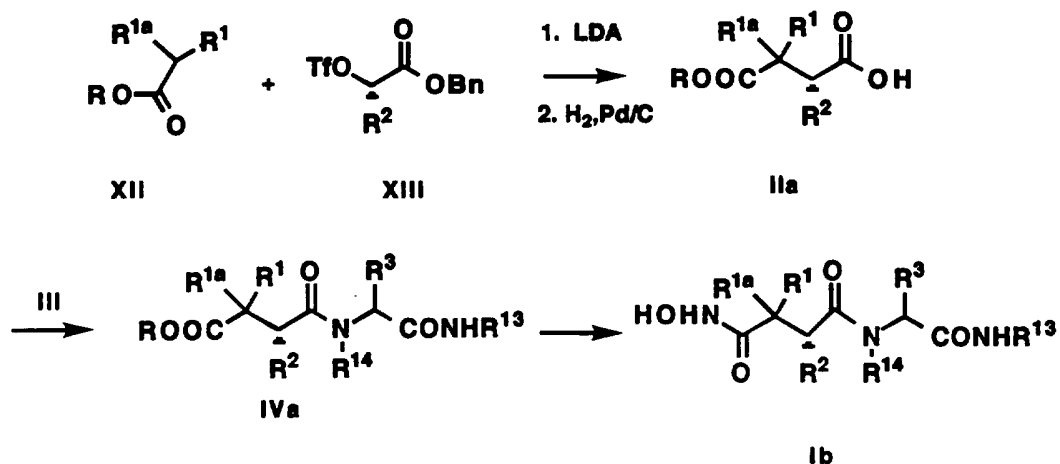
The functional groups of the constituent amino acids must be protected during the coupling reactions to avoid undesired bonds being formed. The protecting  
20 groups that can be used are listed in Greene, "Protective Groups in Organic Synthesis" John Wiley & Sons, New York (1981) and "The Peptides: Analysis, Synthesis, Biology, Vol. 3, Academic Press, New York (1981), the disclosure of which is hereby incorporated  
25 by reference.

Additional compounds of Formula I may be prepared as outlined in Scheme 3 from esters of formula XII. Alkylation of XII with triflate XIII provides a diester. Selective removal of the benzyl ester by hydrogenolysis  
30 provides acids of formula IIa which after condensation with amino acid derivatives of formula III, using the methods described above, affords intermediate ester IVa.

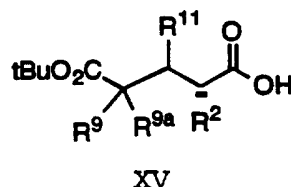
Ester hydrolysis and conversion to the hydroxamic acid as described above provides the target compounds, Ib.

Scheme 3

5

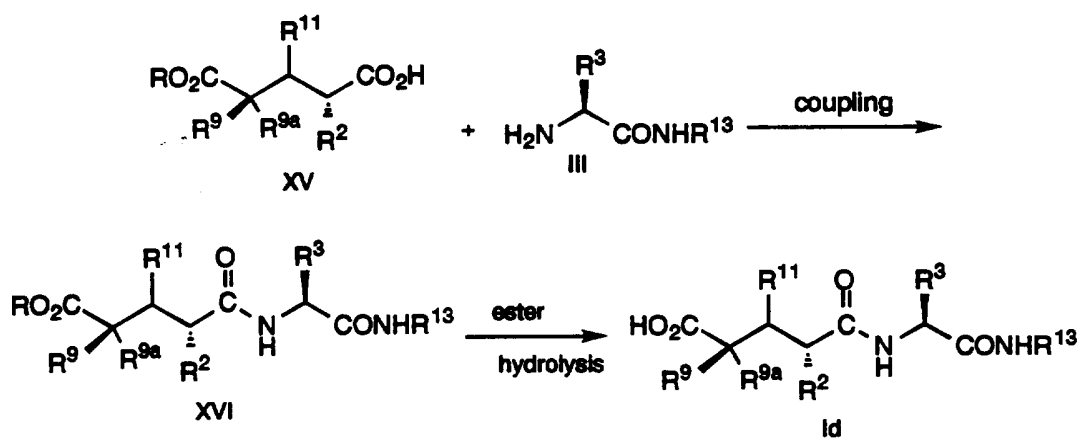


Compounds of Formula I wherein A is  
 $-\text{CH}(\text{R}^{\text{11}})\text{C}(\text{R}^{\text{9a}})(\text{R}^{\text{9}})\text{CO}_2\text{H}$  are prepared by condensation of  
 10 acids (XV)



with amino acid derivatives III in the presence of an  
 15 activating agent, such as TBTU, followed by hydrolysis  
 of the ester protecting group as depicted in Scheme 4.

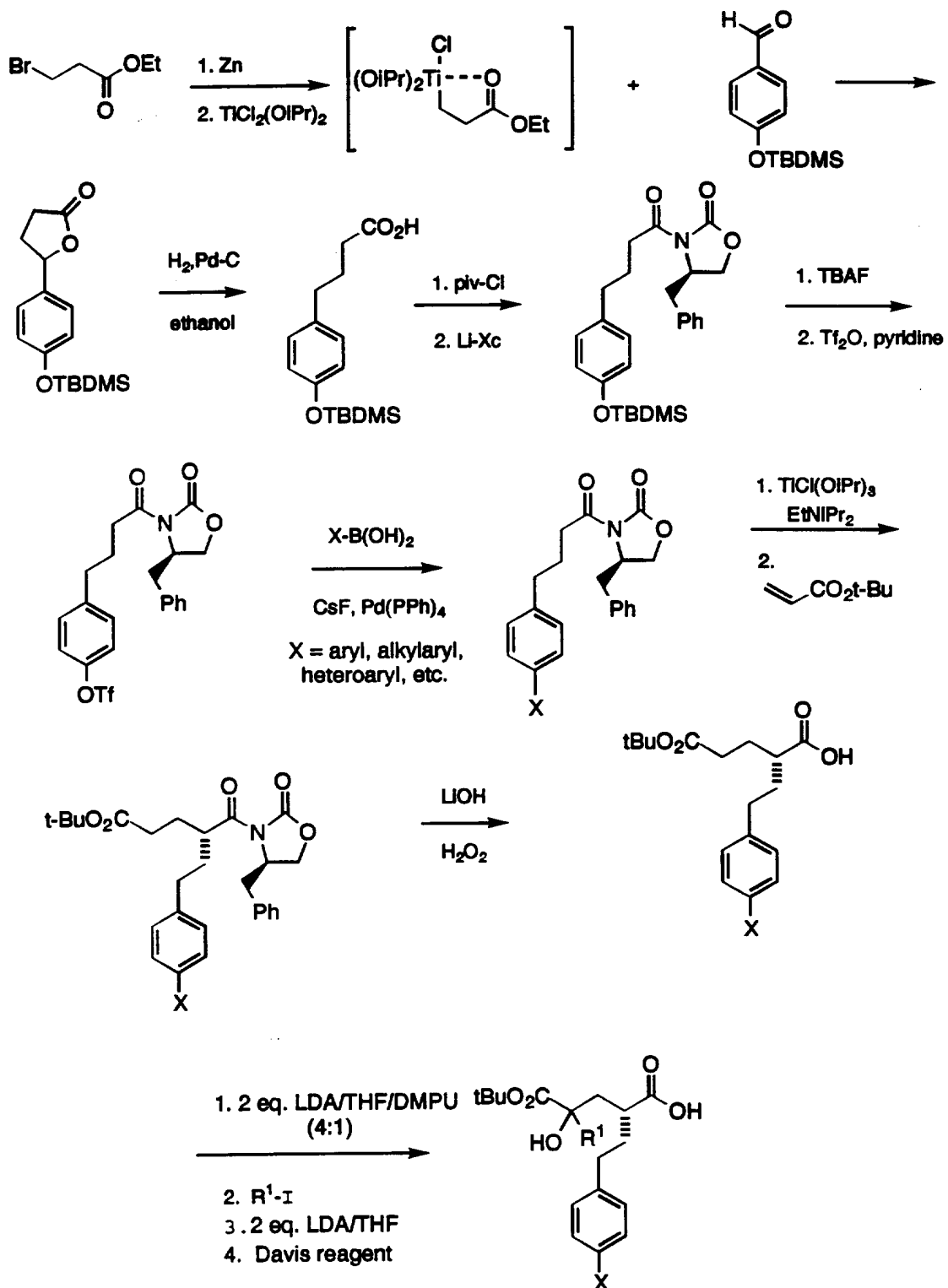
Scheme 4



5

Acids of formula XV can be prepared by methods known in the art, or for example, as illustrated in Scheme 5 for  $R^2 = ArCH_2CH_2-$ .

Scheme 5



In a second aspect of this invention, we claim that pharmaceutical preparations of compounds of formula I (with the indicated provisos) are orally bioavailable drugs useful for the treatment of arthritis by their  
5 action as cartilage protectants.

The compounds of this invention and their preparation can be further understood by the following procedures and examples, which exemplify but do not constitute a limit of their invention.

10

### Examples

Abbreviations used in the Examples are defined as follows: "1X" for once, "2X" for twice, "3X" for  
15 thrice, "bs" for broad singlet, "°C" for degrees Celsius, "Cbz" for benzyloxycarbonyl, "d" for doublet, "dd" for doublet of doublets, "eq" for equivalent or equivalents, "g" for gram or grams, "mg" for milligram or milligrams, "mL" for milliliter or milliliters, "H"  
20 for hydrogen or hydrogens, "<sup>1</sup>H" for proton, "hr" for hour or hours, "m" for multiplet, "M" for molar, "min" for minute or minutes, "mp" for melting point range, "MHz" for megahertz, "MS" for mass spectroscopy, "nmr" or "NMR" for nuclear magnetic resonance spectroscopy,  
25 "t" for triplet, "tlc" for thin layer chromatography, "v/v" for volume to volume ratio. "α", "β", "R" and "S" are stereochemical designations familiar to those skilled in the art.

30

#### Example 1

N<sup>2</sup>- [3-Hydroxy, 3-methyl-4- (N-hydroxyamino) -2R-  
isobutylsuccinyl)] -4-methoxy-L-tyrosine-N<sup>1</sup>-methanamide

35

A. N- (4-Methylpentanoyl) -4S-phenylmethyl-2-  
oxazolidinone.

The compound was prepared according to procedure detailed in EP 0498 665.

5 B. 3-[2R-isobutyl-3-hydroxy-3-(methoxycarbonyl)butanoyl]-4S-phenylmethyl-2-oxazolidinone.

A solution of compound of Ex. 1, Part A (32.95g, 0.120 mol) in dry tetrahydrofuran (600 ml) was cooled to -78 °C and treated with lithium diisopropylamide (2M, 10 65.8 ml, Aldrich) over 25 minutes while maintaining the internal temperature of the reaction at or below -70° C. Methyl pyruvate (13.44g, 0.133 mol) was added over a period of 15 minutes. The resulting reaction mixture was stirred for an additional 2 hours, while the 15 temperature was allowed to rise to -20 °C. Reaction was quenched by addition of excess aqueous saturated ammonium chloride solution and concentrated, followed by dilution with water and extraction with ethyl acetate. Organic layer was separated, washed with 5% citric acid 20 and brine and dried over sodium sulfate. The resulting yellow oil was chromatographed over silica gel (10% ethyl acetate-hexane) to afford the desired product as a single diastereomer (9.7g, 22%). MS m/e 364 364 (M+H)<sup>+</sup>.

25 C. 2R-isobutyl-3-hydroxy-3-(methoxycarbonyl)butanoic acid.

To a cooled solution (0 °C) of the compound of Ex. 1, Part B (9.73g, 26.77 mmol) dissolved in 250 ml of tetrahydrofuran/water (4:1) was added hydrogen peroxide 30 (30% solution, 3.64g, 0.107 mol) followed by aqueous lithium hydroxide (3.6M solution, 11.15 ml, 40.16 mmol). The solution was allowed to stir for 2 hours at 0 °C, then treated with sodium sulfite (13.49g, 0.107 mol). The tetrahydrofuran was removed under reduced pressure, 35 and the resulting aqueous phase washed with methylene chloride. The water phase was chilled and acidified to

pH 4.0 with cold conc. HCl. The solution was then extracted with methylene chloride and dried over sodium sulfate, filtered and evaporated to provide the crude product (1.7g, 30%). MS m/e 219 (M+H)<sup>+</sup>.

5

D. N<sup>2</sup>-[3-Hydroxy, 3-methyl-4-(N-methoxycarbonyl)-2R-isobutylsuccinyl]-4-methoxy-L-tyrosine-N<sup>1</sup>-methanamide

The compound of Ex. 1, Part C (1.2g, 5.50 mmol) was dissolved in N,N-dimethylformamide (50 ml) and treated  
10 with HBTU (2.29g, 6.05 mmol), N-methylmorpholine (2.11 ml, 19.24 mmol) and O-methyl-L-tyrosine N-methanamide. The resulting reaction mixture was stirred at ambient temperature for 3 days, concentrated under reduced pressure, diluted with methylene chloride and washed  
15 with water. The organic layer was separated, dried over sodium sulfate, concentrated and chromatographed over silica gel (5% MeOH-CH<sub>2</sub>Cl<sub>2</sub>) to afford product (0.68g, 30%). MS m/e 409 (M+H)<sup>+</sup>.

20 E. N<sup>2</sup>-[3-Hydroxy, 3-methyl-4-(N-carboxy)-2R-isobutylsuccinyl]-4-methoxy-L-tyrosine-N<sup>1</sup>-methanamide.

The compound of Ex. 1, Part D (320 mg, 0.783 mmol) was dissolved in a mixture of tetrahydrofuran/water (12 ml, 4:1) and cooled to 0 °C. The solution was treated  
25 with aqueous lithium hydroxide (3.6 M, 0.246 ml, 0.862 mmol) and stirred for 2 hours. The tetrahydrofuran was removed under reduced pressure and the resultant aqueous phase was washed with ethyl acetate, cooled to 0° C and acidified to pH 3.5-4.0 with cold conc. HCl. Aqueous  
30 was extracted with ethyl acetate. The organic phase was separated and dried over sodium sulfate to afford the crude product. Chromatography over silica gel (5% MeOH-CH<sub>2</sub>Cl<sub>2</sub>) afforded the desired acid (95 mg, 31%). MS m/e 395 (M+H)<sup>+</sup>.

35

F. N<sup>2</sup>-[3-Hydroxy, 3-methyl-4-(N-benzyloxyaminocarbonyl)-2R-isobutylsuccinyl]]-4-methoxy-L-tyrosine-N<sup>1</sup>-methanamide

The compound of Ex. 1, Part E (309 mg, 0.783 mmol) was dissolved in tetrahydrofuran and water (4:1, 15 ml), cooled to 0 °C and treated with EDCI (300 mg, 1.57 mmol) and O-benzyl-hydroxylamine hydrochloride (187 mg, 1.18 mmol). The resultant solution was stirred at ambient temperature over 18 hours and concentrated under reduced pressure. The crude mixture was diluted with ethyl acetate, washed with 5% citric acid, 50% sodium bicarbonate, brine and dried over sodium sulfate. Flash chromatography (0.5% MeOH:CH<sub>2</sub>Cl<sub>2</sub>) afforded the product (75 mg, 20%). MS m/e 500 (M+H)<sup>+</sup>.

G. N<sup>2</sup>-[3-Hydroxy, 3-methyl-4-(N-hydroxyamino)-2R-isobutylsuccinyl]]-4-methoxy-L-tyrosine-N<sup>1</sup>-methanamide

The compound of Ex. 1, Part F (50 mg, 0.10 mmol) was dissolved in ethyl acetate (5 ml) and 10% Pd on C (10 mg) was added. The solution was stirred under 1 atm of hydrogen for 18 hours. The heterogeneous mixture was filtered through microporous filter and evaporated to dryness to give the title compound (35 mg, 89%). MS m/e 410 (M+H)<sup>+</sup>.

Example 38

N<sup>2</sup>-[3-Hydroxy, 3-methyl-4-(N-hydroxyamino)-2R-ethylphenylsuccinyl]]-4-methoxy-L-tyrosine-N<sup>1</sup>-methanamide

Prepared in a manner analogous to Procedure 1. MS m/e 470 (M+H)<sup>+</sup>.

Example 45



N<sup>2</sup>-[3-Hydroxy, 3-methyl-4-(N-hydroxyamino)-2R-propylphenylsuccinyl)]-4-methoxy-L-tyrosine-N<sup>1</sup>-methylamide

Prepared in a manner analogous to Procedure 1. MS  
5 m/e 472.5 (M+H)<sup>+</sup>.

Example 50

N<sup>2</sup>-[3-Hydroxy, 3-methyl-4-(N-hydroxyamino)-2R-propylphenylsuccinyl)]-L-lysine-N<sup>1</sup>-methylamide

10 Prepared in a manner analogous to Procedure 1. MS  
m/e 423.5 (M+H)<sup>+</sup>.

Example 85

15 N<sup>2</sup>-[3-Hydroxy, 3-methyl-4-(N-hydroxyamino)-2R-propylphenylsuccinyl)]-L-tert-leucine-N<sup>1</sup>-methylamide

Prepared in a manner analogous to Procedure 1. MS  
m/e 408.5 (M+H)<sup>+</sup>.

Example 86

20 N<sup>2</sup>-[3-Hydroxy, 3-methyl-4-(N-hydroxyamino)-2R-ethylphenylsuccinyl)]-L-tert-leucine-N<sup>1</sup>-methylamide

Prepared in a manner analogous to Procedure 1. MS  
m/e 378.5 (M+H)<sup>+</sup>.

25

Example 87

N-[3-Hydroxy, 3-methyl-4-(N-hydroxyamino)-2R-ethylphenylsuccinyl)]-L-lysine-t-butylester

Prepared in a manner analogous to Procedure 1. MS  
30 m/e 466.6 (M+H)<sup>+</sup>.

Example 89

N<sup>2</sup>-[3-Hydroxy, 3-methyl-4-(N-hydroxyamino)-2R-isobutylsuccinyl)]-4-methoxy-L-tyrosine-N<sup>1</sup>-S-methylbenzylamine

35

Prepared in a manner analogous to Procedure 1. MS  
m/e 500.6 (M+H)<sup>+</sup>.

Example 90

5 N<sup>2</sup>-[3-Hydroxy,3-methyl-4-(N-hydroxyamino)-2R-  
phenethylsuccinyl]]-L-lysine-N<sup>1</sup>-S-  
methylbenzylamide

Prepared in a manner analogous to Procedure 1. MS  
m/e 499.6 (M+H)<sup>+</sup>.

10

Example 91

N<sup>2</sup>-[3-Hydroxy,3-methyl-4-(N-hydroxyamino)-2R-  
ethylphenylsuccinyl]]-4-methoxy-L-tyrosine-N<sup>1</sup>-  
S-methylbenzylamide

15 Prepared in a manner analogous to Procedure 1. MS  
m/e 548.7 (M+H)<sup>+</sup>.

Example 93

20 N<sup>2</sup>-[3-Hydroxy,3-methyl-4-(N-hydroxyamino)-2R-  
propylphenylsuccinyl]]-L-lysine-N<sup>1</sup>-  
phenethylamide

Prepared in a manner analogous to Procedure 1. MS  
m/e 513.4 (M+H)<sup>+</sup>.

25

Example 94

N-[3-Hydroxy,3-methyl-4-(N-hydroxyamino)-2R-  
propylphenylsuccinyl]]-L-phenylalanine-t-  
butylester

30 Prepared in a manner analogous to Procedure 1. MS  
m/e 513.4 (M+H)<sup>+</sup>.

Using the above procedures and others known to one skilled in the art of organic synthesis, the additional examples shown in Tables 1-3 below can be prepared.

Table 1



Ex. No.	R <sup>1</sup>	R <sup>1a</sup>	R <sup>2</sup>	R <sup>3</sup>	Q
1	methyl	OH	isobutyl	4-methoxybenzyl	CONHCH <sub>3</sub>
2	methyl	SH	isobutyl	4-methoxybenzyl	CONHCH <sub>3</sub>
3	methyl	NH <sub>2</sub>	isobutyl	4-methoxybenzyl	CONHCH <sub>3</sub>
4	methyl	methyl	isobutyl	4-methoxybenzyl	CONHCH <sub>3</sub>
5	ethyl	OH	isobutyl	4-methoxybenzyl	CONHtBu
6	ethyl	OH	isobutyl	benzyl	CONHCH <sub>3</sub>
7	ethyl	OH	hexyl	4-methoxybenzyl	CONHCH <sub>3</sub>
8	ethyl	OH	octyl	4-methoxybenzyl	CONHCH <sub>3</sub>
9	butyl	OH	isobutyl	4-methoxybenzyl	CONHCH <sub>3</sub>
10	butyl	OH	phenethyl	4-methoxybenzyl	CONHCH <sub>3</sub>
11	butyl	OH	phenylpropyl	4-methoxybenzyl	CONHCH <sub>3</sub>
12	butyl	OH	cyclohexyl-methyl	4-methoxybenzyl	CONHCH <sub>3</sub>
13	isopropyl	OH	isobutyl	4-methoxybenzyl	CONHCH <sub>3</sub>
14	isopropyl	OH	hexyl	4-methoxybenzyl	CONHCH <sub>3</sub>
15	isopropyl	OH	octyl	4-methoxybenzyl	CONHCH <sub>3</sub>
16	isopropyl	OH	phenethyl	4-methoxybenzyl	CONHCH <sub>3</sub>
17	isobutyl	OH	isobutyl	4-methoxybenzyl	CONHCH <sub>3</sub>
18	isobutyl	OH	hexyl	4-methoxybenzyl	CONHtBu
19	isobutyl	OH	cyclohexyl-methyl	4-methoxybenzyl	CONHCH <sub>3</sub>
20	isobutyl	OH	phenethyl	4-methoxybenzyl	CONHCH <sub>3</sub>
21	phenyl	OH	isobutyl	4-methoxybenzyl	CONHCH <sub>3</sub>
22	benzyl	OH	hexyl	4-methoxybenzyl	CONHCH <sub>3</sub>
23	benzyl	OH	octyl	4-methoxybenzyl	CONHCH <sub>3</sub>
24	benzyl	OH	phenethyl	4-methoxybenzyl	CONHCH <sub>3</sub>
25	benzyl	OH	methylcyclohexyl	4-methoxybenzyl	CONHCH <sub>3</sub>

26	phenylethyl	OH	isobutyl	4-methoxybenzyl	CONHCH <sub>3</sub>
27	phenylethyl	OH	hexyl	4-methoxybenzyl	CONHCH <sub>3</sub>
Ex. No.	R <sup>1</sup>	R <sup>1a</sup>	R <sup>2</sup>	R <sup>3</sup>	Q
28	phenylethyl	OH	octyl	4-methoxybenzyl	CONHCH <sub>3</sub>
29	phenylthio	OH	isobutyl	4-methoxybenzyl	CONHCH <sub>3</sub>
30	phenylthio	OH	hexyl	4-methoxybenzyl	CONHCH <sub>3</sub>
31	phenylthio	OH	octyl	4-methoxybenzyl	CONHCH <sub>3</sub>
32	ethylthio- methyl	OH	isobutyl	4-methoxybenzyl	CONHCH <sub>3</sub>
33	ethylthio- methyl	OH	hexyl	4-methoxybenzyl	CONHCH <sub>3</sub>
34	ethylthio- methyl	OH	octyl	4-methoxybenzyl	CONHCH <sub>3</sub>
35	ethylthio- methyl	OH	phenethyl	4-methoxybenzyl	CONHCH <sub>3</sub>
36	indolyl	OH	isobutyl	4-methoxybenzyl	CONHCH <sub>3</sub>
37	indolyl	OH	hexyl	4-methoxybenzyl	CONHCH <sub>3</sub>
38	methyl	OH	phenethyl	4-methoxybenzyl	CONHCH <sub>3</sub>
39	methyl	OH	cyclohexyl- methyl	4-methoxybenzyl	CONHCH <sub>3</sub>
40	methyl	OH	piperidiny- methyl	4-methoxybenzyl	CONHCH <sub>3</sub>
41	methyl	OH	phenethyl	benzyl	CONHCH <sub>3</sub>
42	methyl	OH	phenethyl	t-butyl	CONHCH <sub>3</sub>
43	methyl	OH	isobutyl	benzyl	CONHCH <sub>3</sub>
44	methyl	OH	isobutyl	t-butyl	CONHCH <sub>3</sub>
45	methyl	OH	phenpropyl	4-methoxybenzyl	CONHCH <sub>3</sub>
46	methyl	OH	o-F- phenpropyl	4-methoxybenzyl	CONHCH <sub>3</sub>
47	methyl	OH	o-Cl- phenpropyl	4-methoxybenzyl	CONHCH <sub>3</sub>
48	methyl	OH	o-OCH <sub>3</sub> - phenpropyl	4-methoxybenzyl	CONHCH <sub>3</sub>
49	methyl	OH	o-OC <sub>2</sub> H <sub>5</sub> - phenpropyl	4-methoxybenzyl	CONHCH <sub>3</sub>

50	methyl	OH	phenpropyl	$(CH_2)_4NH_2$	CONHCH <sub>3</sub>
51	methyl	OH	o-F-phenpropyl	$(CH_2)_4NH_2$	CONHCH <sub>3</sub>
Ex. No.	R <sup>1</sup>	R <sup>1a</sup>	R <sup>2</sup>	R <sup>3</sup>	Q
52	methyl	OH	o-Cl-phenpropyl	$(CH_2)_4NH_2$	CONHCH <sub>3</sub>
53	methyl	OH	o-OCH <sub>3</sub> -phenpropyl	$(CH_2)_4NH_2$	CONHCH <sub>3</sub>
54	methyl	OH	o-OC <sub>2</sub> H <sub>5</sub> -phenpropyl	$(CH_2)_4NH_2$	CONHCH <sub>3</sub>
55	methyl	OH	phenpropyl	$(CH_2)_3NHC(=NH)NH_2$	CONHCH <sub>3</sub>
56	methyl	OH	o-F-phenpropyl	$(CH_2)_3NHC(=NH)NH_2$	CONHCH <sub>3</sub>
57	methyl	OH	o-Cl-phenpropyl	$(CH_2)_3NHC(=NH)NH_2$	CONHCH <sub>3</sub>
58	methyl	OH	o-OCH <sub>3</sub> -phenpropyl	$(CH_2)_3NHC(=NH)NH_2$	CONHCH <sub>3</sub>
59	methyl	OH	o-OC <sub>2</sub> H <sub>5</sub> -phenpropyl	$(CH_2)_3NHC(=NH)NH_2$	CONHCH <sub>3</sub>
60	methyl	OH	phenpropyl	CH <sub>2</sub> -4-pyridyl	CONHCH <sub>3</sub>
61	methyl	OH	o-F-phenpropyl	CH <sub>2</sub> -4-pyridyl	CONHCH <sub>3</sub>
62	methyl	OH	o-Cl-phenpropyl	CH <sub>2</sub> -4-pyridyl	CONHCH <sub>3</sub>
63	methyl	OH	o-OCH <sub>3</sub> -phenpropyl	CH <sub>2</sub> -4-pyridyl	CONHCH <sub>3</sub>
64	methyl	OH	o-OC <sub>2</sub> H <sub>5</sub> -phenpropyl	CH <sub>2</sub> -4-pyridyl	CONHCH <sub>3</sub>
65	methyl	OH	phenpropyl	$(CH_2)_3NHCONHCH_3$	CONHCH <sub>3</sub>
66	methyl	OH	o-F-phenpropyl	$(CH_2)_3NHCONHCH_3$	CONHCH <sub>3</sub>
67	methyl	OH	o-Cl-phenpropyl	$(CH_2)_3NHCONHCH_3$	CONHCH <sub>3</sub>
68	methyl	OH	o-OCH <sub>3</sub> -phenpropyl	$(CH_2)_3NHCONHCH_3$	CONHCH <sub>3</sub>

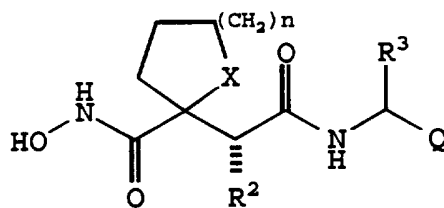
69 methyl OH O-OC<sub>2</sub>H<sub>5</sub>- (CH<sub>2</sub>)<sub>3</sub>NHCONHCH<sub>3</sub> CONHCH<sub>3</sub>  
phenpropyl

Ex. No.	R <sup>1</sup>	R <sup>1a</sup>	R <sup>2</sup>	R <sup>3</sup>	Q
70	methyl	OH	phenpropyl	(CH <sub>2</sub> ) <sub>3</sub> NH <sub>2</sub> - imidazole	CONHCH <sub>3</sub>
71	methyl	OH	o-F- phenpropyl	(CH <sub>2</sub> ) <sub>3</sub> NH <sub>2</sub> - imidazole	CONHCH <sub>3</sub>
72	methyl	OH	o-Cl- phenpropyl	(CH <sub>2</sub> ) <sub>3</sub> NH <sub>2</sub> - imidazole	CONHCH <sub>3</sub>
73	methyl	OH	o-OCH <sub>3</sub> - phenpropyl	(CH <sub>2</sub> ) <sub>3</sub> NH <sub>2</sub> - imidazole	CONHCH <sub>3</sub>
74	methyl	OH	o-OC <sub>2</sub> H <sub>5</sub> - phenpropyl	(CH <sub>2</sub> ) <sub>3</sub> NH <sub>2</sub> - imidazole	CONHCH <sub>3</sub>
75	methyl	OH	phenpropyl	(CH <sub>2</sub> ) <sub>3</sub> NH <sub>2</sub> -oxazole	CONHCH <sub>3</sub>
76	methyl	OH	o-F- phenpropyl	(CH <sub>2</sub> ) <sub>3</sub> NH <sub>2</sub> -oxazole	CONHCH <sub>3</sub>
77	methyl	OH	o-Cl- phenpropyl	(CH <sub>2</sub> ) <sub>3</sub> NH <sub>2</sub> -oxazole	CONHCH <sub>3</sub>
78	methyl	OH	o-OCH <sub>3</sub> - phenpropyl	(CH <sub>2</sub> ) <sub>3</sub> NH <sub>2</sub> -oxazole	CONHCH <sub>3</sub>
79	methyl	OH	o-OC <sub>2</sub> H <sub>5</sub> - phenpropyl	(CH <sub>2</sub> ) <sub>3</sub> NH <sub>2</sub> -oxazole	CONHCH <sub>3</sub>
80	methyl	OH	phenpropyl	(CH <sub>2</sub> ) <sub>3</sub> NH <sub>2</sub> - thiazole	CONHCH <sub>3</sub>
81	methyl	OH	o-F- phenpropyl	(CH <sub>2</sub> ) <sub>3</sub> NH <sub>2</sub> - thiazole	CONHCH <sub>3</sub>
82	methyl	OH	o-Cl- phenpropyl	(CH <sub>2</sub> ) <sub>3</sub> NH <sub>2</sub> - thiazole	CONHCH <sub>3</sub>
83	methyl	OH	o-OCH <sub>3</sub> - phenpropyl	(CH <sub>2</sub> ) <sub>3</sub> NH <sub>2</sub> - thiazole	CONHCH <sub>3</sub>
84	methyl	OH	o-OC <sub>2</sub> H <sub>5</sub> - phenpropyl	(CH <sub>2</sub> ) <sub>3</sub> NH <sub>2</sub> - thiazole	CONHCH <sub>3</sub>
85	methyl	OH	phenpropyl	C(CH <sub>3</sub> ) <sub>3</sub>	CONHCH <sub>3</sub>
86	methyl	OH	phenethyl	C(CH <sub>3</sub> ) <sub>3</sub>	CONHCH <sub>3</sub>
87	methyl	OH	phenpropyl	(CH <sub>2</sub> ) <sub>4</sub> NH <sub>2</sub>	CO <sub>2</sub> C(CH <sub>3</sub> ) <sub>3</sub>
88	methyl	OH	phenethyl	(CH <sub>2</sub> ) <sub>4</sub> NH <sub>2</sub>	CO <sub>2</sub> CH <sub>3</sub>

89	methyl	OH	isobutyl	4-methoxybenzyl	CONHCH (CH <sub>3</sub> ) Ph
Ex. No.	R <sup>1</sup>	R <sup>1a</sup>	R <sup>2</sup>	R <sup>3</sup>	Q
90	methyl	OH	phenethyl	(CH <sub>2</sub> ) <sub>4</sub> NH <sub>2</sub>	CONHCH (CH <sub>3</sub> ) Ph
91	methyl	OH	phenethyl	4-methoxybenzyl	CONHCH (CH <sub>3</sub> ) Ph
92	methyl	OH	phenpropyl	(CH <sub>2</sub> ) <sub>4</sub> NH <sub>2</sub>	CONHCH (CH <sub>3</sub> ) Ph
93	methyl	OH	phenpropyl	(CH <sub>2</sub> ) <sub>4</sub> NH <sub>2</sub>	CONHCH <sub>2</sub> CH <sub>2</sub> Ph
94	methyl	OH	phenpropyl	benzyl	CO <sub>2</sub> C (CH <sub>3</sub> ) <sub>3</sub>



Table 2



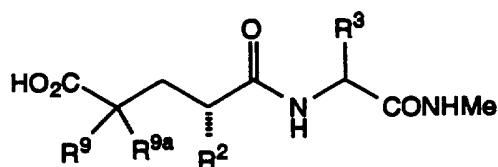
Ex. No.	X	R <sup>2</sup>	R <sup>3</sup>	Q	n
201	NH	isobutyl	4-methoxybenzyl	CONHCH <sub>3</sub>	1
202	NH	isobutyl	4-methoxybenzyl	CONHCH <sub>3</sub>	2
203	O	isobutyl	4-methoxybenzyl	CONHCH <sub>3</sub>	1
204	O	isobutyl	4-methoxybenzyl	CONHCH <sub>3</sub>	2
205	S	isobutyl	4-methoxybenzyl	CONHCH <sub>3</sub>	1
206	S	isobutyl	4-methoxybenzyl	CONHCH <sub>3</sub>	2
207	CH <sub>2</sub>	isobutyl	4-methoxybenzyl	CONHCH <sub>3</sub>	1
208	CH <sub>2</sub>	isobutyl	4-methoxybenzyl	CONHCH <sub>3</sub>	2
209	NH	hexyl	4-methoxybenzyl	CONHCH <sub>3</sub>	1
210	NH	hexyl	4-methoxybenzyl	CONHCH <sub>3</sub>	2
211	NH	octyl	4-methoxybenzyl	CONHCH <sub>3</sub>	1
212	NH	octyl	4-methoxybenzyl	CONHCH <sub>3</sub>	2
213	NH	isobutyl	benzyl	CONHCH <sub>3</sub>	1
214	NH	isobutyl	benzyl	CONHCH <sub>3</sub>	2
215	O	hexyl	4-methoxybenzyl	CONHCH <sub>3</sub>	1
216	O	hexyl	4-methoxybenzyl	CONHCH <sub>3</sub>	2
217	O	octyl	4-methoxybenzyl	CONHCH <sub>3</sub>	1
218	O	octyl	4-methoxybenzyl	CONHCH <sub>3</sub>	2
219	O	isobutyl	4-methoxybenzyl	CONHtBu	1
220	O	isobutyl	4-methoxybenzyl	CONHtBu	2
221	NH	isobutyl	4-methoxybenzyl	CONHtBu	1
222	NH	isobutyl	4-methoxybenzyl	CONHtBu	2
223	S	isobutyl	4-methoxybenzyl	CONHtBu	1
224	S	isobutyl	4-methoxybenzyl	CONHtBu	2
225	S	isobutyl	benzyl	CONHCH <sub>3</sub>	1
226	S	isobutyl	benzyl	CONHCH <sub>3</sub>	2
227	NH	phenpropyl	4-methoxybenzyl	CONHCH <sub>3</sub>	1

Ex. No.	X	R <sup>2</sup>	R <sup>3</sup>	Q	n
228	NH	o-F- phenpropyl	4-methoxybenzyl	CONHCH <sub>3</sub>	1
229	NH	o-Cl- phenpropyl	4-methoxybenzyl	CONHCH <sub>3</sub>	1
230	NH	o-OCH <sub>3</sub> - phenpropyl	4-methoxybenzyl	CONHCH <sub>3</sub>	1
231	NH	o-OC <sub>2</sub> H <sub>5</sub> - phenpropyl	4-methoxybenzyl	CONHCH <sub>3</sub>	1
232	NH	phenpropyl	(CH <sub>2</sub> ) <sub>4</sub> NH <sub>2</sub>	CONHCH <sub>3</sub>	1
233	NH	o-F- phenpropyl	(CH <sub>2</sub> ) <sub>4</sub> NH <sub>2</sub>	CONHCH <sub>3</sub>	1
234	NH	o-Cl- phenpropyl	(CH <sub>2</sub> ) <sub>4</sub> NH <sub>2</sub>	CONHCH <sub>3</sub>	1
235	NH	o-OCH <sub>3</sub> - phenpropyl	(CH <sub>2</sub> ) <sub>4</sub> NH <sub>2</sub>	CONHCH <sub>3</sub>	1
236	NH	o-OC <sub>2</sub> H <sub>5</sub> - phenpropyl	(CH <sub>2</sub> ) <sub>4</sub> NH <sub>2</sub>	CONHCH <sub>3</sub>	1
237	NH	phenpropyl	(CH <sub>2</sub> ) <sub>3</sub> NHC(=NH)NH <sub>2</sub>	CONHCH <sub>3</sub>	1
238	NH	o-F- phenpropyl	(CH <sub>2</sub> ) <sub>3</sub> NHC(=NH)NH <sub>2</sub>	CONHCH <sub>3</sub>	1
239	NH	o-Cl- phenpropyl	(CH <sub>2</sub> ) <sub>3</sub> NHC(=NH)NH <sub>2</sub>	CONHCH <sub>3</sub>	1
240	NH	o-OCH <sub>3</sub> - phenpropyl	(CH <sub>2</sub> ) <sub>3</sub> NHC(=NH)NH <sub>2</sub>	CONHCH <sub>3</sub>	1
241	NH	o-OC <sub>2</sub> H <sub>5</sub> - phenpropyl	(CH <sub>2</sub> ) <sub>3</sub> NHC(=NH)NH <sub>2</sub>	CONHCH <sub>3</sub>	1
242	NH	phenpropyl	CH <sub>2</sub> -4-pyridyl	CONHCH <sub>3</sub>	1
243	NH	o-F- phenpropyl	CH <sub>2</sub> -4-pyridyl	CONHCH <sub>3</sub>	1
244	NH	o-Cl- phenpropyl	CH <sub>2</sub> -4-pyridyl	CONHCH <sub>3</sub>	1
245	NH	o-OCH <sub>3</sub> - phenpropyl	CH <sub>2</sub> -4-pyridyl	CONHCH <sub>3</sub>	1

Ex. No.	X	R <sup>2</sup>	R <sup>3</sup>	Q	n
246	NH	o-OC <sub>2</sub> H <sub>5</sub> - phenpropyl	CH <sub>2</sub> -4-pyridyl	CONHCH <sub>3</sub>	1
247	NH	phenpropyl	(CH <sub>2</sub> ) <sub>3</sub> NHCONHCH <sub>3</sub>	CONHCH <sub>3</sub>	1
248	NH	o-F- phenpropyl	(CH <sub>2</sub> ) <sub>3</sub> NHCONHCH <sub>3</sub>	CONHCH <sub>3</sub>	1
249	NH	o-Cl- phenpropyl	(CH <sub>2</sub> ) <sub>3</sub> NHCONHCH <sub>3</sub>	CONHCH <sub>3</sub>	1
250	NH	o-OCH <sub>3</sub> - phenpropyl	(CH <sub>2</sub> ) <sub>3</sub> NHCONHCH <sub>3</sub>	CONHCH <sub>3</sub>	1
251	NH	o-OC <sub>2</sub> H <sub>5</sub> - phenpropyl	(CH <sub>2</sub> ) <sub>3</sub> NHCONHCH <sub>3</sub>	CONHCH <sub>3</sub>	1
252	NH	phenpropyl	(CH <sub>2</sub> ) <sub>3</sub> NH <sub>2</sub> - imidazole	CONHCH <sub>3</sub>	1
253	NH	o-F- phenpropyl	(CH <sub>2</sub> ) <sub>3</sub> NH <sub>2</sub> - imidazole	CONHCH <sub>3</sub>	1
254	NH	o-Cl- phenpropyl	(CH <sub>2</sub> ) <sub>3</sub> NH <sub>2</sub> - imidazole	CONHCH <sub>3</sub>	1
255	NH	o-OCH <sub>3</sub> - phenpropyl	(CH <sub>2</sub> ) <sub>3</sub> NH <sub>2</sub> - imidazole	CONHCH <sub>3</sub>	1
256	NH	o-OC <sub>2</sub> H <sub>5</sub> - phenpropyl	(CH <sub>2</sub> ) <sub>3</sub> NH <sub>2</sub> - imidazole	CONHCH <sub>3</sub>	1
257	NH	phenpropyl	(CH <sub>2</sub> ) <sub>3</sub> NH <sub>2</sub> -oxazole	CONHCH <sub>3</sub>	1
258	NH	o-F- phenpropyl	(CH <sub>2</sub> ) <sub>3</sub> NH <sub>2</sub> -oxazole	CONHCH <sub>3</sub>	1
259	NH	o-Cl- phenpropyl	(CH <sub>2</sub> ) <sub>3</sub> NH <sub>2</sub> -oxazole	CONHCH <sub>3</sub>	1
260	NH	o-OCH <sub>3</sub> - phenpropyl	(CH <sub>2</sub> ) <sub>3</sub> NH <sub>2</sub> -oxazole	CONHCH <sub>3</sub>	1
261	NH	o-OC <sub>2</sub> H <sub>5</sub> - phenpropyl	(CH <sub>2</sub> ) <sub>3</sub> NH <sub>2</sub> -oxazole	CONHCH <sub>3</sub>	1
262	NH	phenpropyl	(CH <sub>2</sub> ) <sub>3</sub> NH <sub>2</sub> - thiazole	CONHCH <sub>3</sub>	1

Ex. No.	<u>X</u>	<u>R<sup>2</sup></u>	<u>R<sup>3</sup></u>	<u>Q</u>	<u>n</u>
263	NH	o-F- phenpropyl	(CH <sub>2</sub> ) <sub>2</sub> NH <sub>2</sub> - thiazole	CONHCH <sub>3</sub>	1
264	NH	o-Cl- phenpropyl	(CH <sub>2</sub> ) <sub>2</sub> NH <sub>2</sub> - thiazole	CONHCH <sub>3</sub>	1
265	NH	o-OCH <sub>3</sub> - phenpropyl	(CH <sub>2</sub> ) <sub>2</sub> NH <sub>2</sub> - thiazole	CONHCH <sub>3</sub>	1
266	NH	o-OC <sub>2</sub> H <sub>5</sub> - phenpropyl	(CH <sub>2</sub> ) <sub>2</sub> NH <sub>2</sub> - thiazole	CONHCH <sub>3</sub>	1
267	NH	phenpropyl	C(CH <sub>3</sub> ) <sub>3</sub>	CONHCH <sub>3</sub>	1
268	NH	phenethyl	C(CH <sub>3</sub> ) <sub>3</sub>	CONHCH <sub>3</sub>	1

Table 3



5

Ex. No.	R <sup>2</sup>	R <sup>9</sup>	R <sup>9a</sup>	R <sup>3</sup>
301	2-(1,1'-biphenyl)ylethyl	Me	OH	4-methoxybenzyl
302	2-(1,1'-biphenyl)ylethyl	n-Bu	OH	4-methoxybenzyl
303	2-(1,1'-biphenyl)ylpropyl	n-Bu	OH	4-methoxybenzyl
304	2-[(4-propyl)phenyl]ethyl	n-Bu	OH	4-methoxybenzyl
305	2-[(4-butyl)phenyl]ethyl	n-Bu	OH	4-methoxybenzyl
306	2-[(4- <i>t</i> -butyl)phenyl]ethyl	n-Bu	OH	4-methoxybenzyl
307	2-[(4-fluorophenyl)phenyl]-ethyl	n-Bu	OH	4-methoxybenzyl
308	2-[(4-fluorophenyl)phenyl]-ethyl	Me	OH	4-methoxybenzyl
309	n-octyl	Me	OH	4-methoxybenzyl
310	2-[(4-thiazolyl)phenyl]-ethyl	n-Bu	OH	4-methoxybenzyl
311	2-[(4-thiazolyl)phenyl]-ethyl	Me	OH	4-methoxybenzyl
312	2-[(4-thiazolyl)phenyl]-ethyl	PhSO <sub>2</sub> (CH <sub>2</sub> ) <sub>3</sub> -	OH	4-methoxybenzyl
313	2-[(4-thiazolyl)phenyl]-ethyl	Ph(CH <sub>2</sub> ) <sub>3</sub> -	OH	4-methoxybenzyl
314	2-[(4-oxazolyl)phenyl]ethyl	n-Bu	OH	4-methoxybenzyl

315            2 - [(4 -            Me            OH            4 - methoxybenzyl  
                 oxazolyl)phenyl]ethyl

Ex. No.	R <sup>2</sup>	R <sup>9</sup>	R <sup>9a</sup>	R <sup>3</sup>
316	2-[(4-oxazolyl)phenyl]ethyl	PhSO <sub>2</sub> (CH <sub>2</sub> ) <sub>3</sub> -	OH	4-methoxybenzyl
317	2-[(4-oxazolyl)phenyl]ethyl	Ph(CH <sub>2</sub> ) <sub>3</sub> -	OH	4-methoxybenzyl
318	2-[(4-imidazolyl)phenyl]ethyl	n-Bu	OH	4-methoxybenzyl
319	2-[(4-imidazolyl)phenyl]ethyl	Me	OH	4-methoxybenzyl
320	2-[(4-imidazolyl)phenyl]ethyl	PhSO <sub>2</sub> (CH <sub>2</sub> ) <sub>3</sub> -	OH	4-methoxybenzyl
321	2-[(4-imidazolyl)phenyl]ethyl	Ph(CH <sub>2</sub> ) <sub>3</sub> -	OH	4-methoxybenzyl
322	2-[4-(dimethylamino)methyl-phenyl]ethyl	n-Bu	OH	4-methoxybenzyl
323	2-[4-(dimethylamino)methyl-phenyl]ethyl	Me	OH	4-methoxybenzyl
324	2-[4-(dimethylamino)methyl-phenyl]ethyl	PhSO <sub>2</sub> (CH <sub>2</sub> ) <sub>3</sub> -	OH	4-methoxybenzyl
325	2-[4-(dimethylamino)methyl-phenyl]ethyl	Ph(CH <sub>2</sub> ) <sub>3</sub> -	OH	4-methoxybenzyl
326	2-(1,1'-biphenyl)ylethyl	Me	OH	benzyl
327	2-(1,1'-biphenyl)ylethyl	n-Bu	OH	benzyl
328	2-(1,1'-biphenyl)ylethyl	Me	OH	t-butyl
329	2-(1,1'-biphenyl)ylethyl	n-Bu	OH	t-butyl

330	phenpropyl	Me	OH	4-methoxybenzyl
331	o-F-phenpropyl	Me	OH	4-methoxybenzyl



Ex. No.	R <sup>2</sup>	R <sup>9</sup>	R <sup>9a</sup>	R <sup>3</sup>
332	o-Cl-phenpropyl	Me	OH	4-methoxybenzyl
333	o-OCH <sub>3</sub> -phenpropyl	Me	OH	4-methoxybenzyl
334	o-OC <sub>2</sub> H <sub>5</sub> -phenpropyl	Me	OH	4-methoxybenzyl
335	phenpropyl	Me	OH	(CH <sub>2</sub> ) <sub>4</sub> NH <sub>2</sub>
336	o-F-phenpropyl	Me	OH	(CH <sub>2</sub> ) <sub>4</sub> NH <sub>2</sub>
337	o-Cl-phenpropyl	Me	OH	(CH <sub>2</sub> ) <sub>4</sub> NH <sub>2</sub>
338	o-OCH <sub>3</sub> -phenpropyl	Me	OH	(CH <sub>2</sub> ) <sub>4</sub> NH <sub>2</sub>
339	o-OC <sub>2</sub> H <sub>5</sub> -phenpropyl	Me	OH	(CH <sub>2</sub> ) <sub>4</sub> NH <sub>2</sub>
340	phenpropyl	Me	OH	(CH <sub>2</sub> ) <sub>3</sub> NHC(=NH)NH <sub>2</sub>
341	o-F-phenpropyl	Me	OH	(CH <sub>2</sub> ) <sub>3</sub> NHC(=NH)NH <sub>2</sub>
342	o-Cl-phenpropyl	Me	OH	(CH <sub>2</sub> ) <sub>3</sub> NHC(=NH)NH <sub>2</sub>
343	o-OCH <sub>3</sub> -phenpropyl	Me	OH	(CH <sub>2</sub> ) <sub>3</sub> NHC(=NH)NH <sub>2</sub>
344	o-OC <sub>2</sub> H <sub>5</sub> -phenpropyl	Me	OH	(CH <sub>2</sub> ) <sub>3</sub> NHC(=NH)NH <sub>2</sub>
345	phenpropyl	Me	OH	CH <sub>2</sub> -4-pyridyl
346	o-F-phenpropyl	Me	OH	CH <sub>2</sub> -4-pyridyl
347	o-Cl-phenpropyl	Me	OH	CH <sub>2</sub> -4-pyridyl
348	o-OCH <sub>3</sub> -phenpropyl	Me	OH	CH <sub>2</sub> -4-pyridyl
349	o-OC <sub>2</sub> H <sub>5</sub> -phenpropyl	Me	OH	CH <sub>2</sub> -4-pyridyl
350	phenpropyl	Me	OH	(CH <sub>2</sub> ) <sub>3</sub> NHCONHCH <sub>3</sub>
351	o-F-phenpropyl	Me	OH	(CH <sub>2</sub> ) <sub>3</sub> NHCONHCH <sub>3</sub>
352	o-Cl-phenpropyl	Me	OH	(CH <sub>2</sub> ) <sub>3</sub> NHCONHCH <sub>3</sub>
353	o-OCH <sub>3</sub> -phenpropyl	Me	OH	(CH <sub>2</sub> ) <sub>3</sub> NHCONHCH <sub>3</sub>
354	o-OC <sub>2</sub> H <sub>5</sub> -phenpropyl	Me	OH	(CH <sub>2</sub> ) <sub>3</sub> NHCONHCH <sub>3</sub>
355	phenpropyl	Me	OH	(CH <sub>2</sub> ) <sub>3</sub> NH <sub>2</sub> - imidazole
356	o-F-phenpropyl	Me	OH	(CH <sub>2</sub> ) <sub>3</sub> NH <sub>2</sub> - imidazole
357	o-Cl-phenpropyl	Me	OH	(CH <sub>2</sub> ) <sub>3</sub> NH <sub>2</sub> - imidazole
358	o-OCH <sub>3</sub> -phenpropyl	Me	OH	(CH <sub>2</sub> ) <sub>3</sub> NH <sub>2</sub> - imidazole
359	o-OC <sub>2</sub> H <sub>5</sub> -phenpropyl	Me	OH	(CH <sub>2</sub> ) <sub>3</sub> NH <sub>2</sub> - imidazole

Ex. No.	R <sup>2</sup>	R <sup>9</sup>	R <sup>9a</sup>	R <sup>3</sup>
360	phenpropyl	Me	OH	(CH <sub>2</sub> ) <sub>3</sub> NH <sub>2</sub> -oxazole
361	o-F-phenpropyl	Me	OH	(CH <sub>2</sub> ) <sub>3</sub> NH <sub>2</sub> -oxazole
362	o-Cl-phenpropyl	Me	OH	(CH <sub>2</sub> ) <sub>3</sub> NH <sub>2</sub> -oxazole
363	o-OCH <sub>3</sub> -phenpropyl	Me	OH	(CH <sub>2</sub> ) <sub>3</sub> NH <sub>2</sub> -oxazole
364	o-OC <sub>2</sub> H <sub>5</sub> -phenpropyl	Me	OH	(CH <sub>2</sub> ) <sub>3</sub> NH <sub>2</sub> -oxazole
365	phenpropyl	Me	OH	(CH <sub>2</sub> ) <sub>3</sub> NH <sub>2</sub> - thiazole
366	o-F-phenpropyl	Me	OH	(CH <sub>2</sub> ) <sub>3</sub> NH <sub>2</sub> - thiazole
367	o-Cl-phenpropyl	Me	OH	(CH <sub>2</sub> ) <sub>3</sub> NH <sub>2</sub> - thiazole
368	o-OCH <sub>3</sub> -phenpropyl	Me	OH	(CH <sub>2</sub> ) <sub>3</sub> NH <sub>2</sub> - thiazole
369	o-OC <sub>2</sub> H <sub>5</sub> -phenpropyl	Me	OH	(CH <sub>2</sub> ) <sub>3</sub> NH <sub>2</sub> - thiazole
370	phenpropyl	Me	OH	C(CH <sub>3</sub> ) <sub>3</sub>
371	phenethyl	Me	OH	C(CH <sub>3</sub> ) <sub>3</sub>

UTILITY

The compounds of formula I possess matrix metalloproteinase and/or TNF inhibitory activity. The  
5 MMP-3 inhibitory activity of the compounds of the present invention is demonstrated using assays of MMP-3 activity, for example, using the assay described below for assaying inhibitors of MMP-3 activity. The compounds of the present invention are bioavailable in  
10 vivo as demonstrated, for example, using the ex vivo assay described below. The compounds of formula I have the ability to suppress/inhibit cartilage degradation in vivo, for example, as demonstrated using the animal model of acute cartilage degradation described below.

15 The compounds provided by this invention are also useful as standards and reagents in determining the ability of a potential pharmaceutical to inhibit MMP-3. These would be provided in commercial kits comprising a compound of this invention.

20 Matrixmetalloproteinases have also been implicated in the degradation of basement membranes to allow infiltration of cancer cells into the circulation and subsequent penetration into other tissues leading to tumor metastasis. (Stetler-Stevenson, Cancer and  
25 Metastasis Reviews, 9, 289-303, 1990.) The compounds of the present invention should be useful for the prevention and treatment of invasive tumors by inhibition of this aspect of metastasis.

The compounds of the present invention would also  
30 have utility for the prevention and treatment of osteopenia associated with matrixmetalloproteinase-mediated breakdown of cartilage and bone which occurs in osteoporosis patients.

Compounds which inhibit the production or action of  
35 TNF and/or MMP's are potentially useful for the

treatment or prophylaxis of various inflammatory, infectious, immunological or malignant diseases. These include, but are not limited to inflammation, fever, cardiovascular effects, hemorrhage, coagulation and acute phase response, an acute infection, septic shock, haemodynamic shock and sepsis syndrome, post ischaemic reperfusion injury, malaria, crohn's disease, mycobacterial infection, meningitis, psoriasis, periodontitis, gingivitis, congestive heart failure, fibrotic disease, cachexia, and anorexia, graft rejection, cancer, corneal ulceration or tumor invasion by secondary metastases, autoimmune disease, osteo and rheumatoid arthritis, multiple sclerosis, radiation damage, and hyperoxic alveolar injury.

The compounds of the present invention have been shown to inhibit TNF production in lipopolysaccharide stimulated mice, for example, using the assay for TNF Induction in Mice described below.

As used herein "µg" denotes microgram, "mg" denotes milligram, "g" denotes gram, "µL" denotes microliter, "mL" denotes milliliter, "L" denotes liter, "nM" denotes nanomolar, "µM" denotes micromolar, "mM" denotes millimolar, "M" denotes molar and "nm" denotes nanometer. "Sigma" stands for the Sigma-Aldrich Corp. of St. Louis, MO.

A compound is considered to be active if it has an IC<sub>50</sub> or K<sub>i</sub> value of less than about 1 mM for the inhibition of MMP-3.

### Bisacetylated Substance P / MMP-3 fluorescent assay

A high capacity enzymatic assay was developed to detect potential inhibitors of MMP-3. The assay uses a derivative of a peptide substrate, substance P (Arg-Pro-Lys-Pro-Gln-Gln-Phe-Phe-Gly-Leu-Met), which is cleaved by MMP-3 exclusively at the glutamine-phenylalanine bond. In order to adapt this assay for high throughput

screening, we have developed a fluorimetric method of product detection. The production of the hydrolysis product, substance P 7-11, is measured by reaction with fluorecamine, a fluorogenic compound which reacts with the primary amine of this fragment. The substance P substrate is bisacetylated to block the primary amines of the intact substrate. Thus, the resulting fluorescence represents generation of product (7-11 peptide) formed upon cleavage by MMP-3, and is quantitated using a standard curve prepared with known concentrations of 7-11 peptide. Kinetic studies using the bisacetylated substrate yield the following parameters for MMP-3:  $K_m = 769 \pm 52 \text{ uM}$ ;  $V_{max} = 0.090 \pm 0.003 \text{ nmoles 7-11 peptide/min}$ .

To evaluate inhibition of MMP-3, compounds were prepared at a concentration of 10 mM in 100% methanol, and then further diluted to a 20X molar stock. Five microliters of each drug stock was added to the assay in the presence of 20 nM truncated MMP-3 in 67.5 mM tricine (pH 7.5), 10 mM  $\text{CaCl}_2$ , 40 mM NaCl, and 0.005% Brij 35 in a final volume of 100 microliters. Bisacetylated substance P (1000 mM) was added, and the assay was run for 1 hour at 25°C. The reaction was quenched with EDTA (20 mM) and product was detected fluorometrically following addition of fluorecamine (0.075 mg/ml). Fluorescence of each sample was converted to an amount of product formed using a substance P 7-11 standard curve. Under these conditions, the assay is linear with respect to MMP-3 amount up to 10 pmoles. Inhibition of MMP-3 was determined by comparing the amount of product generated in the presence and absence of compound.

Selected compounds of the present invention were tested and shown to have activity in the above assay.

Ex vivo assay for bioavailability of MMP-3 inhibitors

Blood was collected by cardiac puncture from rats at different times after dosing I.V., I.P., or P.O. with compound in order to determine the levels of inhibitor present. Plasma was extracted with 10% TCA in 95% methanol, and placed on ice for 10 minutes. The plasma was then centrifuged for 15 minutes at 14,000 rpm in an Eppendorf microcentrifuge. The supernatant was removed, recentrifuged, and the resulting supernatant was diluted 1:10 in 50 mM tricine, pH 8.5. The pH of the sample was adjusted to 7.5, and then assayed in the MMP-3 substance P fluorescent enzymatic assay. Plasma from naive rats was extracted by the same method and used as a negative control. This plasma was also used to prepare a spiked plasma curve of the compound of interest. Known concentrations of the compound were added to control plasma, the plasma was extracted by the same method, and then assayed in the MMP-3 enzymatic assay. A standard curve was prepared that related percent inhibition in the MMP-3 assay to the concentration of drug added in the spiked samples. Based on the percent inhibition in the presence of plasma from dosed rats, the concentration of compound was determined using the standard curve.

#### Acute Cartilage Degradation Rat Model

An in vivo model of acute cartilage degradation in rats has been characterized as a method to determine the proteoglycan content in the synovial fluid after the induction of cartilage degradation. Experimental groups exhibit increased levels of proteoglycan content in their synovial fluid versus control rats. The criteria to demonstrate a compound's activity in this model, is the ability to inhibit the demonstration of cartilage degradation, as measured by increased proteoglycan content in the synovial fluid of rats after compound administration. Indomethacin, a non-steroidal anti-inflammatory drug is inactive in this model.

Indomethacin administration does not inhibit the demonstration of cartilage degradation in experimental animals. In contrast, administration of a compound of this invention significantly inhibited the demonstration  
5 of cartilage degradation in this model.

#### TNF Induction In Mice

Test compounds are administered to mice either I.P. or P.O. at time zero. Immediately following compound  
10 administration, mice receive an I.P. injection of 20 mg of D-galactosamine plus 10 µg of lipopolysaccharide. One hour later, animals are anesthetized and bled by cardiac puncture. Blood plasma is evaluated for TNF levels by an ELISA specific for mouse TNF.  
15 Administration of representative compounds of the present invention to mice results in a dose-dependent suppression of plasma TNF levels at one hour in the above assay.

#### 20 Dosage and Formulation

The compounds of the present invention can be administered orally using any pharmaceutically acceptable dosage form known in the art for such  
25 administration. The active ingredient can be supplied in solid dosage forms such as dry powders, granules, tablets or capsules, or in liquid dosage forms, such as syrups or aqueous suspensions. The active ingredient can be administered alone, but is generally administered  
30 with a pharmaceutical carrier. A valuable treatise with respect to pharmaceutical dosage forms is Remington's Pharmaceutical Sciences, Mack Publishing.

The compounds of the present invention can be administered in such oral dosage forms as tablets,  
35 capsules (each of which includes sustained release or timed release formulations), pills, powders, granules,

elixirs, tinctures, suspensions, syrups, and emulsions. Likewise, they may also be administered in intravenous (bolus or infusion), intraperitoneal, subcutaneous, or intramuscular form, all using dosage forms well known to those of ordinary skill in the pharmaceutical arts. An effective but non-toxic amount of the compound desired can be employed as an antiinflammatory and antiarthritic agent.

The compounds of this invention can be administered by any means that produces contact of the active agent with the agent's site of action, MMP-3, in the body of a mammal. They can be administered by any conventional means available for use in conjunction with pharmaceuticals, either as individual therapeutic agents or in a combination of therapeutic agents. They can be administered alone, but generally administered with a pharmaceutical carrier selected on the basis of the chosen route of administration and standard pharmaceutical practice.

The dosage regimen for the compounds of the present invention will, of course, vary depending upon known factors, such as the pharmacodynamic characteristics of the particular agent and its mode and route of administration; the species, age, sex, health, medical condition, and weight of the recipient; the nature and extent of the symptoms; the kind of concurrent treatment; the frequency of treatment; the route of administration, the renal and hepatic function of the patient, and the effect desired. An ordinarily skilled physician or veterinarian can readily determine and prescribe the effective amount of the drug required to prevent, counter, or arrest the progress of the condition.

By way of general guidance, the daily oral dosage of each active ingredient, when used for the indicated effects, will range between about 0.001 to 1000 mg/kg of



body weight, preferably between about 0.01 to 100 mg/kg of body weight per day, and most preferably between about 1.0 to 20 mg/kg/day. For a normal male adult human of approximately 70 kg of body weight, this  
5 translates into a dosage of 70 to 1400 mg/day.

Intravenously, the most preferred doses will range from about 1 to about 10 mg/kg/minute during a constant rate infusion. Advantageously, compounds of the present invention may be administered in a single daily dose, or  
10 the total daily dosage may be administered in divided doses of two, three, or four times daily.

The compounds for the present invention can be administered in intranasal form via topical use of suitable intranasal vehicles, or via transdermal routes, using those forms of transdermal skin patches well known  
15 to those of ordinary skill in that art. To be administered in the form of a transdermal delivery system, the dosage administration will, of course, be continuous rather than intermittent throughout the  
20 dosage regimen.

In the methods of the present invention, the compounds herein described in detail can form the active ingredient, and are typically administered in admixture with suitable pharmaceutical diluents, excipients, or  
25 carriers (collectively referred to herein as carrier materials) suitably selected with respect to the intended form of administration, that is, oral tablets, capsules, elixirs, syrups and the like, and consistent with conventional pharmaceutical practices.

30 For instance, for oral administration in the form of a tablet or capsule, the active drug component can be combined with an oral, non-toxic, pharmaceutically acceptable, inert carrier such as lactose, starch, sucrose, glucose, methyl cellulose, magnesium stearate,  
35 dicalcium phosphate, calcium sulfate, mannitol, sorbitol and the like; for oral administration in liquid form,

the oral drug components can be combined with any oral, non-toxic, pharmaceutically acceptable inert carrier such as ethanol, glycerol, water, and the like. Moreover, when desired or necessary, suitable binders, lubricants, disintegrating agents, and coloring agents can also be incorporated into the mixture. Suitable binders include starch, gelatin, natural sugars such as glucose or beta-lactose, corn sweeteners, natural and synthetic gums such as acacia, tragacanth, or sodium alginate, carboxymethylcellulose, polyethylene glycol, waxes, and the like. Lubricants used in these dosage forms include sodium oleate, sodium stearate, magnesium stearate, sodium benzoate, sodium acetate, sodium chloride, and the like. Disintegrators include, without limitation, starch, methyl cellulose, agar, bentonite, xanthan gum, and the like.

The compounds of the present invention can also be administered in the form of liposome delivery systems, such as small unilamellar vesicles, large unilamellar vesicles, and multilamellar vesicles. Liposomes can be formed from a variety of phospholipids, such as cholesterol, stearylamine, or phosphatidylcholines.

Compounds of the present invention may also be coupled with soluble polymers as targetable drug carriers. Such polymers can include polyvinylpyrrolidone, pyran copolymer, polyhydroxypropylmethacrylamide-phenol, polyhydroxyethylaspartamidephenol, or polyethyleneoxide-polylysine substituted with palmitoyl residues. Furthermore, the compounds of the present invention may be coupled to a class of biodegradable polymers useful in achieving controlled release of a drug, for example, polylactic acid, polyglycolic acid, copolymers of polylactic and polyglycolic acid, polyepsilon caprolactone, polyhydroxy butyric acid, polyorthoesters, polyacetals, polydihydropyrans, polycyanoacrylates, and

crosslinked or amphipathic block copolymers of hydrogels.

Dosage forms (pharmaceutical compositions) suitable for administration may contain from about 1 milligram to  
5 about 100 milligrams of active ingredient per dosage unit. In these pharmaceutical compositions the active ingredient will ordinarily be present in an amount of about 0.5-95% by weight based on the total weight of the composition.

10 The active ingredient can be administered orally in solid dosage forms, such as capsules, tablets, and powders, or in liquid dosage forms, such as elixirs, syrups, and suspensions. It can also be administered parenterally, in sterile liquid dosage forms.

15 Gelatin capsules may contain the active ingredient and powdered carriers, such as lactose, starch, cellulose derivatives, magnesium stearate, stearic acid, and the like. Similar diluents can be used to make compressed tablets. Both tablets and capsules can be  
20 manufactured as sustained release products to provide for continuous release of medication over a period of hours. Compressed tablets can be sugar coated or film coated to mask any unpleasant taste and protect the tablet from the atmosphere, or enteric coated for  
25 selective disintegration in the gastrointestinal tract. Liquid dosage forms for oral administration can contain coloring and flavoring to increase patient acceptance. In general, water, a suitable oil, saline, aqueous dextrose (glucose), and related sugar solutions and  
30 glycols such as propylene glycol or polyethylene glycols are suitable carriers for parenteral solutions. Solutions for parenteral administration preferably contain a water soluble salt of the active ingredient, suitable stabilizing agents, and if necessary, buffer  
35 substances. Antioxidizing agents such as sodium bisulfite, sodium sulfite, or ascorbic acid, either

alone or combined, are suitable stabilizing agents.  
Also used are citric acid and its salts and sodium EDTA.  
In addition, parenteral solutions can contain  
preservatives, such as benzalkonium chloride, methyl- or  
5 propyl-paraben, and chlorobutanol.

Suitable pharmaceutical carriers are described in  
Remington's Pharmaceutical Sciences, Mack Publishing  
Company, a standard reference text in this field.  
Useful pharmaceutical dosage-forms for administration of  
10 the compounds of this invention can be illustrated as  
follows:

#### Capsules

Capsules are prepared by conventional procedures so  
15 that the dosage unit is 500 milligrams of active  
ingredient, 100 milligrams of cellulose and 10  
milligrams of magnesium stearate.

A large number of unit capsules may also prepared  
by filling standard two-piece hard gelatin capsules each  
20 with 100 milligrams of powdered active ingredient, 150  
milligrams of lactose, 50 milligrams of cellulose, and 6  
milligrams magnesium stearate.

#### Syrup

25		<u>Wt. %</u>
	Active Ingredient	10
	Liquid Sugar	50
	Sorbitol	20
	Glycerine	5
30	Flavor, Colorant and	as required
	Preservative	
	Water	as required

The final volume is brought up to 100% by the  
35 addition of distilled water.

Aqueous Suspension

		<u>Wt. %</u>
	Active Ingredient	10
	Sodium Saccharin	0.01
5	Keltrol® (Food Grade Xanthan Gum)	0.2
	Liquid Sugar	5
	Flavor, Colorant and Preservative	as required
	Water	as required

10

Xanthan gum is slowly added into distilled water before adding the active ingredient and the rest of the formulation ingredients. The final suspension is passed through a homogenizer to assure the elegance of the final products.

15

Resuspendable Powder

		<u>Wt. %</u>
	Active Ingredient	50.0
20	Lactose	35.0
	Sugar	10.0
	Acacia	4.7
	Sodium Carboxymethylcellulose	0.3

Each ingredient is finely pulverized and then uniformly mixed together. Alternatively, the powder can be prepared as a suspension and then spray dried.

25

Semi-Solid Gel

		<u>Wt. %</u>
30	Active Ingredient	10
	Sodium Saccharin	0.02
	Gelatin	2
	Flavor, Colorant and Preservative	as required
35	Water	as required

Gelatin is prepared in hot water. The finely pulverized active ingredient is suspended in the gelatin solution and then the rest of the ingredients are mixed in. The suspension is filled into a suitable packaging container and cooled down to form the gel.

#### Semi-Solid Paste

		<u>Wt. %</u>
10	Active Ingredient	10
	Gelcarin® (Carrageenin gum)	1
	Sodium Saccharin	0.01
	Gelatin	2
	Flavor, Colorant and	as required
15	Preservative	
	Water	as required

Gelcarin® is dissolved in hot water (around 80°C) and then the fine-powder active ingredient is suspended in this solution. Sodium saccharin and the rest of the formulation ingredients are added to the suspension while it is still warm. The suspension is homogenized and then filled into suitable containers.

#### 25 Emulsifiable Paste

		<u>Wt. %</u>
	Active Ingredient	30
	Tween® 80 and Span® 80	6
	Keltrol®	0.5
30	Mineral Oil	63.5

All the ingredients are carefully mixed together to make a homogenous paste.

#### 35 Soft Gelatin Capsules

A mixture of active ingredient in a digestable oil such as soybean oil, cottonseed oil or olive oil is prepared and injected by means of a positive displacement pump into gelatin to form soft gelatin capsules containing 100 milligrams of the active ingredient. The capsules are washed and dried.

#### Tablets

Tablets may be prepared by conventional procedures so that the dosage unit is 500 milligrams of active ingredient, 150 milligrams of lactose, 50 milligrams of cellulose and 10 milligrams of magnesium stearate.

A large number of tablets may also be prepared by conventional procedures so that the dosage unit was 100 milligrams of active ingredient, 0.2 milligrams of colloidal silicon dioxide, 5 milligrams of magnesium stearate, 275 milligrams of microcrystalline cellulose, 11 milligrams of starch and 98.8 milligrams of lactose. Appropriate coatings may be applied to increase palatability or delay absorption.

#### Injectable

A parenteral composition suitable for administration by injection is prepared by stirring 1.5% by weight of active ingredient in 10% by volume propylene glycol and water. The solution is made isotonic with sodium chloride and sterilized.

#### Suspension

An aqueous suspension is prepared for oral administration so that each 5 mL contain 100 mg of finely divided active ingredient, 200 mg of sodium carboxymethyl cellulose, 5 mg of sodium benzoate, 1.0 g of sorbitol solution, U.S.P., and 0.025 mL of vanillin.

The compounds of the present invention may be administered in combination with a second therapeutic

agent, especially non-steroidal anti-inflammatory drugs (NSAID's). The compound of Formula I and such second therapeutic agent can be administered separately or as a physical combination in a single dosage unit, in any dosage form and by various routes of administration, as described above.

The compound of Formula I may be formulated together with the second therapeutic agent in a single dosage unit (that is, combined together in one capsule, tablet, powder, or liquid, etc.). When the compound of Formula I and the second therapeutic agent are not formulated together in a single dosage unit, the compound of Formula I and the second therapeutic agent may be administered essentially at the same time, or in any order; for example the compound of Formula I may be administered first, followed by administration of the second agent. When not administered at the same time, preferably the administration of the compound of Formula I and the second therapeutic agent occurs less than about one hour apart, more preferably less than about 5 to 30 minutes apart.

Preferably the route of administration of the compound of Formula I is oral. Although it is preferable that the compound of Formula I and the second therapeutic agent are both administered by the same route (that is, for example, both orally), if desired, they may each be administered by different routes and in different dosage forms (that is, for example, one component of the combination product may be administered orally, and another component may be administered intravenously).

The dosage of the compound of Formula I when administered alone or in combination with a second therapeutic agent may vary depending upon various factors such as the pharmacodynamic characteristics of the particular agent and its mode and route of



administration, the age, health and weight of the recipient, the nature and extent of the symptoms, the kind of concurrent treatment, the frequency of treatment, and the effect desired, as described above.

- 5 Particularly when provided as a single dosage unit, the potential exists for a chemical interaction between the combined active ingredients. For this reason, when the compound of Formula I and a second therapeutic agent are combined in a single dosage unit they are formulated
- 10 such that although the active ingredients are combined in a single dosage unit, the physical contact between the active ingredients is minimized (that is, reduced). For example, one active ingredient may be enteric coated. By enteric coating one of the active
- 15 ingredients, it is possible not only to minimize the contact between the combined active ingredients, but also, it is possible to control the release of one of these components in the gastrointestinal tract such that one of these components is not released in the stomach
- 20 but rather is released in the intestines. One of the active ingredients may also be coated with a sustained-release material which effects a sustained-release throughout the gastrointestinal tract and also serves to minimize physical contact between the combined active
- 25 ingredients. Furthermore, the sustained-released component can be additionally enteric coated such that the release of this component occurs only in the intestine. Still another approach would involve the formulation of a combination product in which the one
- 30 component is coated with a sustained and/or enteric release polymer, and the other component is also coated with a polymer such as a lowviscosity grade of hydroxypropyl methylcellulose (HPMC) or other appropriate materials as known in the art, in order to
- 35 further separate the active components. The polymer

coating serves to form an additional barrier to interaction with the other component.

These as well as other ways of minimizing contact between the components of combination products of the present invention, whether administered in a single dosage form or administered in separate forms but at the same time by the same manner, will be readily apparent to those skilled in the art, once armed with the present disclosure.

The present invention also includes pharmaceutical kits useful, for example, in the treatment or prevention of osteoarthritis or rheumatoid arthritis, which comprise one or more containers containing a pharmaceutical composition comprising a therapeutically effective amount of a compound of Formula I. Such kits may further include, if desired, one or more of various conventional pharmaceutical kit components, such as, for example, containers with one or more pharmaceutically acceptable carriers, additional containers, etc., as will be readily apparent to those skilled in the art. Instructions, either as inserts or as labels, indicating quantities of the components to be administered, guidelines for administration, and/or guidelines for mixing the components, may also be included in the kit.

In the present disclosure it should be understood that the specified materials and conditions are important in practicing the invention but that unspecified materials and conditions are not excluded so long as they do not prevent the benefits of the invention from being realized.

The term "consisting essentially of" where used in the present disclosure is intended to have its customary meaning; namely, that all specified materials and conditions are very important in practicing the invention but that unspecified materials and conditions

are not excluded so long as they do not prevent the benefits of the invention from being realized.

5 The foregoing disclosure includes all the information deemed essential to enable those of skill in the art to practice the claimed invention. Because the cited references may provide further useful information, however, these cited materials are hereby incorporated by reference.

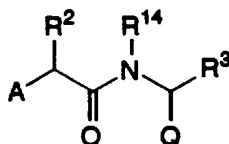
10 Although this invention has been described with respect to specific embodiments, the details of these embodiments are not to be construed as limitations. Various equivalents, changes and modifications may be made without departing from the spirit and scope of this invention, and it is understood that such equivalent  
15 embodiments are part of this invention.

CLAIMS

What is claimed:

5

1. A compound of the formula I:



10

Formula I

or pharmaceutically acceptable salts or prodrug forms thereof, wherein:

15 A is  $-C(R^1)(R^{1a})CONHOH$  or  $-CH(R^{11})C(R^9)(R^{9a})CO_2H$

Q is  $CONHR^{13}$ ;

$R^1$  is selected from:

- 20  $C_1-C_4$  alkyl substituted with 0-3  $R^4$ ,  
 $C_2-C_4$  alkenyl substituted with 0-3  $R^4$ ,  
 $C_2-C_4$  alkynyl substituted with 0-3  $R^4$ ,  
 $C_6-C_{10}$  aryl substituted with 0-3  $R^{18}$ ,  
 $C_1-C_4$  alkoxy carbonyl, substituted with 0-3  $R^4$ ,  
 25  $C_1-C_4$  alkyl carbonyl, substituted with 0-3  $R^4$ ,  
 a  $C_3-C_{11}$  heterocycle containing from 1-4  
     heteroatoms selected from N, O or S, said  
     heterocycle optionally substituted with 0-3  
      $R^{18}$ , or  
 30  $C_3-C_8$  cycloalkyl,

$R^{1a}$  is selected from:

$R^1$ , halogen,  $OR^{17}$ ,  $NR^{10}R^{10a}$ ,  $NR^8R^{10a}$ , or  $S(O)_mR^{17a}$ ;

Alternately,  $R^1$  and  $R^{1a}$  can be taken together to form a  
3-7 membered mono or bicyclic carbocycle or  
heterocycle, said heterocycle containing from 1-2  
5 heteroatoms selected from N, O or S, and optionally  
substituted on a saturated carbon atom with keto.

$R^2$  is selected from:

$C_1$ - $C_8$  alkyl substituted with 0-2  $R^{17b}$ ,  
10 -O-( $C_1$ - $C_8$  alkyl)- $R^{20}$ ,  
-S-( $C_1$ - $C_8$  alkyl)- $R^{20}$ ,  
-CH<sub>2</sub>O-( $C_1$ - $C_8$  alkyl)- $R^{20}$ , or  
-CH<sub>2</sub>S-( $C_1$ - $C_8$  alkyl)- $R^{20}$ ;

15  $R^3$  is selected from:

hydrogen, or  
 $C_1$ - $C_6$  alkyl substituted with 0-3  $R^4$ ,

$R^4$  is selected from:

20 -OR<sup>17a</sup>, -SO<sub>m</sub>R<sup>17a</sup>, -CO<sub>2</sub>R<sup>12</sup>, -CONR<sup>10</sup>R<sup>10a</sup>,  
-NR<sup>8</sup>R<sup>10</sup>, -NHC(=NR<sup>8</sup>)N(R<sup>8</sup>)R<sup>10</sup>,  
 $C_1$ - $C_4$  alkyl,  
 $C_1$ - $C_4$  alkylcarbonyl,  
aryl substituted with 0-2  $R^{18}$ ,  
25 aryl substituted with halogen, hydroxy,  $C_1$ - $C_4$   
alkyl,  $C_1$ - $C_4$  alkoxy  
 $C_3$ - $C_8$  cycloalkyl, or  
a heterocycle selected from the group consisting of  
thienyl, pyridinyl, morpholinyl, furyl,  
30 thiazolyl, isothiazolyl, thiazolinyl,  
thiazolidinyl, isothiazolinyl, piperidinyl,  
pyrimidinyl, pyridazinyl, pyrazinyl,  
pyrrolidinyl, pyrrolyl, N-methylpyrrolyl,  
triazolyl, triazolidinyl, oxazolyl,  
35 isoxazolyl, oxazolinyl, isoxazolinyl,  
oxazolidinyl, oxadiazolyl, oxadiazolidinyl,

imidazolyl, imidazolidinyl, said heterocyclic  
ring system being substituted with 0-5 R<sup>19</sup>;

m=0-2;

5 R<sup>8</sup> is a substituent on nitrogen and is selected from:

hydrogen,  
C<sub>1</sub>-C<sub>6</sub> alkyl substituted with 0-3 R<sup>20</sup>,  
C<sub>1</sub>-C<sub>6</sub>-alkylcarbonyl,  
alkoxycarbonyl,  
10 arylalkoxycarbonyl,  
alkylaminocarbonyl,  
arylsulfonyl,  
heteroarylalkoxycarbonyl,  
cycloalkoxycarbonyl,  
15 heteroarylsulfonyl,  
alkylsulfonyl, or  
cycloalkylsulfonyl;

R<sup>9</sup> is selected from:

20 halogen,  
C<sub>1</sub>-C<sub>4</sub> alkyl substituted with 0-3 R<sup>4</sup>,  
C<sub>2</sub>-C<sub>4</sub> alkenyl substituted with 0-3 R<sup>4</sup>,  
C<sub>2</sub>-C<sub>4</sub> alkynyl substituted with 0-3 R<sup>4</sup>,  
C<sub>6</sub>-C<sub>10</sub> aryl substituted with 0-3 R<sup>18</sup>,  
25 a C<sub>5</sub>-C<sub>11</sub> heterocycle containing from 1-4  
heteroatoms selected from N, O or S, said  
heterocycle optionally substituted with 0-3  
R<sup>18</sup>, or  
C<sub>3</sub>-C<sub>8</sub> cycloalkyl,

30

R<sup>9a</sup> is selected from:

R<sup>9</sup>, halogen, OR<sup>17</sup>, NR<sup>10</sup>R<sup>10a</sup>, NR<sup>8</sup>R<sup>10a</sup>, or S(O)<sub>m</sub>R<sup>17a</sup>,

Alternately, R<sup>9</sup> and R<sup>9a</sup> can be taken together to form a  
35 3-7 membered carbocyclic or heterocyclic, said  
heterocyclic ring containing from 1-2 heteroatoms

selected from N, O or S, and optionally substituted  
on a saturated carbon with keto;

R<sup>10</sup> is selected from:

- 5        hydrogen,  
         C<sub>1</sub>-C<sub>4</sub> alkoxy, or  
         C<sub>1</sub>-C<sub>6</sub> alkyl substituted with 0-4 R<sup>4</sup>;

R<sup>10a</sup> is selected from:

- 10       hydrogen or C<sub>1</sub>-C<sub>4</sub> alkyl or C<sub>1</sub>-C<sub>4</sub> alkyl carbonyl;

R<sup>10</sup> and R<sup>10a</sup> can alternatively join to form -(CH<sub>2</sub>)<sub>4</sub>-,  
         -(CH<sub>2</sub>)<sub>5</sub>-, -CH<sub>2</sub>CH<sub>2</sub>N(R<sup>16</sup>)CH<sub>2</sub>CH<sub>2</sub>-, or -CH<sub>2</sub>CH<sub>2</sub>OCH<sub>2</sub>CH<sub>2</sub>-;

- 15       R<sup>11</sup> and R<sup>12</sup> are independently selected from:  
         H, or C<sub>1</sub>-C<sub>4</sub> alkyl;

R<sup>13</sup> is selected from:

- 20       C<sub>1</sub>-C<sub>6</sub> alkyl or phenyl which are independently  
         substituted with R<sup>13a</sup>;

R<sup>13a</sup> is selected from:

- 25       alkyl, hydroxy, alkoxy, alkylthio, acylamino,  
         phenyl, heterocycle, and when R<sup>13a</sup> is phenyl it can  
         be optionally substituted with amino, alkoxy, alkyl  
         acyl or hydroxy;

R<sup>14</sup> is selected from:

- 30       hydrogen, methyl or ethyl;

R<sup>15</sup> is selected from:

H, or C<sub>1</sub>-C<sub>4</sub> alkyl;

R<sup>16</sup> is selected from:

- 35       hydrogen or methyl;

R<sup>17</sup> is selected from:

- hydrogen,
- C<sub>1</sub>-C<sub>6</sub> alkyl substituted with 0-3 R<sup>17a</sup>
- 5 C<sub>1</sub>-C<sub>6</sub> alkylcarbonyl substituted with 0-3 R<sup>17a</sup>,
- C<sub>1</sub>-C<sub>6</sub> alkoxy carbonyl substituted with 0-3 R<sup>17a</sup>, or
- phenoxy carbonyl substituted with 0-3 R<sup>18</sup>;

R<sup>17a</sup> is selected from:

- 10 hydrogen,
- C<sub>1</sub>-C<sub>4</sub> alkyl,
- aryl substituted with 0-2 R<sup>18</sup>,
- aryl substituted with halogen, hydroxy, C<sub>1</sub>-C<sub>4</sub>
- alkyl, C<sub>1</sub>-C<sub>4</sub> alkoxy,
- 15 C<sub>3</sub>-C<sub>8</sub> cycloalkyl
- a heterocycle selected from the group consisting of
- thienyl, pyridinyl, morpholinyl, furyl,
- thiazolyl, isothiazolyl, thiazolinyl,
- thiazolidinyl, isothiazolinyl, piperidinyl,
- 20 pyrimidinyl, pyridazinyl, pyrazinyl,
- pyrrolidinyl, pyrrolyl, N-methylpyrrolyl,
- triazolyl, triazolidinyl, oxazolyl,
- isoxazolyl, oxazolinyl, isoxazolinyl,
- oxazolidinyl, oxadiazolyl, oxadiazolidinyl,
- 25 imidazolyl, imidazolidinyl, said heterocyclic
- ring system being substituted with 0-5 R<sup>19</sup>;

R<sup>17b</sup> is selected from:

- aryl substituted with 0-2 R<sup>18</sup>,
- 30 aryl substituted with halogen, hydroxy, C<sub>1</sub>-C<sub>4</sub>
- alkyl, C<sub>1</sub>-C<sub>4</sub> alkoxy,
- C<sub>3</sub>-C<sub>8</sub> cycloalkyl
- a heterocycle selected from the group consisting of
- thienyl, pyridinyl, morpholinyl, furyl,
- 35 thiazolyl, isothiazolyl, thiazolinyl,
- thiazolidinyl, isothiazolinyl, piperidinyl,



pyrimidinyl, pyridazinyl, pyrazinyl,  
pyrrolidinyl, pyrrolyl, N-methylpyrrolyl,  
triazolyl, triazolidinyl, oxazolyl,  
isoxazolyl, oxazoliny, isoxazoliny,  
5 oxazolidinyl, oxadiazolyl, oxadiazolidinyl,  
imidazolyl, imidazolidinyl, said heterocyclic  
ring system being substituted with 0-5 R<sup>19</sup>;

R<sup>18</sup>, when a substituent on carbon, is selected from one  
10 or more of the following:  
phenoxy, benzyloxy, halogen, hydroxy, nitro, cyano,  
C<sub>1</sub>-C<sub>4</sub> alkyl, C<sub>1</sub>-C<sub>4</sub> alkoxy, -CO<sub>2</sub>H, sulfonamide,  
C<sub>1</sub>-C<sub>4</sub> alkyl substituted with -NR<sup>10</sup>R<sup>10a</sup>,  
-NR<sup>10</sup>R<sup>10a</sup>, C<sub>1</sub>-C<sub>4</sub> hydroxyalkyl, methylenedioxy,  
15 ethylenedioxy, C<sub>1</sub>-C<sub>4</sub> haloalkyl, C<sub>1</sub>-C<sub>4</sub>  
haloalkoxy, C<sub>1</sub>-C<sub>4</sub> alkoxycarbonyl, C<sub>1</sub>-C<sub>4</sub>  
alkylcarbonyloxy, C<sub>1</sub>-C<sub>4</sub> alkylcarbonyl, C<sub>1</sub>-C<sub>4</sub>  
alkylcarbonylamino, -S(O)<sub>m</sub>R<sup>11</sup>, -NHSO<sub>2</sub>R<sup>11</sup>,  
phenyl, optionally substituted with halogen, C<sub>1</sub>-C<sub>4</sub>  
20 alkyl, C<sub>1</sub>-C<sub>4</sub> alkoxy, hydroxy or NR<sup>10</sup>R<sup>10a</sup>,  
a heterocycle selected from the group consisting of  
thienyl, pyridinyl, morpholinyl, furyl,  
thiazolyl, isothiazolyl, thiazoliny,   
thiazolidinyl, isothiazoliny, piperidinyl,  
25 pyrimidinyl, pyridazinyl, pyrazinyl,  
pyrrolidinyl, pyrrolyl, N-methylpyrrolyl,  
triazolyl, triazolidinyl, oxazolyl,  
isoxazolyl, oxazoliny, isoxazoliny,  
oxazolidinyl, oxadiazolyl, oxadiazolidinyl,  
30 imidazolyl, imidazolidinyl, said heterocyclic  
ring system being substituted with 0-5 R<sup>19</sup>;  
or R<sup>18</sup> may be a 3- or 4- carbon chain attached to  
adjacent carbons on the ring to form a fused  
5- or 6-membered ring, said 5- or 6- membered  
35 ring being optionally substituted with  
halogen, C<sub>1</sub>-C<sub>4</sub> alkyl, C<sub>1</sub>-C<sub>4</sub> alkoxy, hydroxy,

-NR<sup>10</sup>R<sup>10a</sup>, =O or =S when attached to a saturated carbon atom, or =O when attached to sulfur;

5 R<sup>18</sup>, when a substituent on nitrogen, is selected from one or more of the following:

phenyl, benzyl, phenethyl, hydroxy, C<sub>1</sub>-C<sub>4</sub>  
hydroxyalkyl, C<sub>1</sub>-C<sub>4</sub> alkoxy, C<sub>1</sub>-C<sub>4</sub> alkyl, C<sub>3</sub>-C<sub>6</sub>  
cycloalkyl, C<sub>3</sub>-C<sub>6</sub> cycloalkylmethyl,  
10 -CH<sub>2</sub>NR<sup>10</sup>R<sup>10a</sup>, -NR<sup>10</sup>R<sup>10a</sup>, C<sub>2</sub>-C<sub>6</sub> alkoxyalkyl, C<sub>1</sub>-  
C<sub>4</sub> haloalkyl, C<sub>1</sub>-C<sub>4</sub> alkoxycarbonyl, -CO<sub>2</sub>H, C<sub>1</sub>-  
C<sub>4</sub> alkylcarbonyloxy, C<sub>1</sub>-C<sub>4</sub> alkylcarbonyl;

15 R<sup>19</sup>, when a substituent on carbon, is selected from one or more of the following:

phenoxy, benzyloxy, halogen, hydroxy, nitro, cyano,  
C<sub>1</sub>-C<sub>4</sub> alkyl, C<sub>1</sub>-C<sub>4</sub> alkoxy, -CO<sub>2</sub>H, sulfonamide,  
C<sub>1</sub>-C<sub>4</sub> alkyl substituted with -NR<sup>10</sup>R<sup>10a</sup>,  
-NR<sup>10</sup>R<sup>10a</sup>, C<sub>1</sub>-C<sub>4</sub> hydroxyalkyl, methylenedioxy,  
20 ethylenedioxy, C<sub>1</sub>-C<sub>4</sub> haloalkyl, C<sub>1</sub>-C<sub>4</sub>  
haloalkoxy, C<sub>1</sub>-C<sub>4</sub> alkoxycarbonyl, C<sub>1</sub>-C<sub>4</sub>  
alkylcarbonyloxy, C<sub>1</sub>-C<sub>4</sub> alkylcarbonyl, C<sub>1</sub>-C<sub>4</sub>  
alkylcarbonylamino, -S(O)<sub>m</sub>R<sup>11</sup>, -NHSO<sub>2</sub>R<sup>11</sup>,

a heterocycle selected from the group consisting of  
25 thienyl, pyridinyl, morpholinyl, furyl,  
thiazolyl, isothiazolyl, thiazolinyl,  
thiazolidinyl, isothiazolinyl, piperidinyl,  
pyrimidinyl, pyridazinyl, pyrazinyl,  
pyrrolidinyl, pyrrolyl, N-methylpyrrolyl,  
30 triazolyl, triazolidinyl, oxazolyl,  
isoxazolyl, oxazolinyl, isoxazolinyl,  
oxazolidinyl, oxadiazolyl, oxadiazolidinyl,  
imidazolyl, imidazolidinyl,

or R<sup>19</sup> may be a 3- or 4- carbon chain attached to  
35 adjacent carbons on the ring to form a fused

5- or 6-membered ring, said 5- or 6- membered ring being optionally substituted with halogen, C<sub>1</sub>-C<sub>4</sub> alkyl, C<sub>1</sub>-C<sub>4</sub> alkoxy, hydroxy, -NR<sup>10</sup>R<sup>10a</sup>;

5

R<sup>19</sup>, when a substituent on nitrogen, is selected from one or more of the following:

phenyl, benzyl, phenethyl, hydroxy, C<sub>1</sub>-C<sub>4</sub> hydroxyalkyl, C<sub>1</sub>-C<sub>4</sub> alkoxy, C<sub>1</sub>-C<sub>4</sub> alkyl, C<sub>3</sub>-C<sub>6</sub> cycloalkyl, C<sub>3</sub>-C<sub>6</sub> cycloalkylmethyl, -CH<sub>2</sub>NR<sup>10</sup>R<sup>10a</sup>, -NR<sup>10</sup>R<sup>10a</sup>, C<sub>2</sub>-C<sub>6</sub> alkoxyalkyl, C<sub>1</sub>-C<sub>4</sub> haloalkyl, C<sub>1</sub>-C<sub>4</sub> alkoxycarbonyl, -CO<sub>2</sub>H, C<sub>1</sub>-C<sub>4</sub> alkylcarbonyloxy, C<sub>1</sub>-C<sub>4</sub> alkylcarbonyl; and

15 R<sup>20</sup> is selected from:

aryl substituted with 0-5 R<sup>18</sup>,  
a heterocycle selected from the group consisting of thienyl, pyridinyl, morpholinyl, furyl, thiazolyl, isothiazolyl, thiazolinyl, thiazolidinyl, isothiazolinyl, piperidinyl, pyrimidinyl, pyridazinyl, pyrazinyl, pyrrolidinyl, pyrrolyl, N-methylpyrrolyl, triazolyl, triazolidinyl, oxazolyl, isoxazolyl, oxazolinyl, isoxazolinyl, oxazolidinyl, oxadiazolyl, oxadiazolidinyl, imidazolyl, imidazolidinyl, said heterocyclic ring system being substituted with 0-5 R<sup>19</sup>.

2. A compound of claim 1 wherein:

30

R<sup>1</sup> is selected from:

C<sub>1</sub>-C<sub>4</sub> alkyl substituted with 0-3 R<sup>4</sup>;

R<sup>1a</sup> is selected from: OR<sup>15</sup> or NHR<sup>15</sup>;

35

R<sup>2</sup> is selected from:

- C<sub>2</sub>-C<sub>6</sub> alkyl optionally substituted with R<sup>17b</sup>,
- O-(C<sub>1</sub>-C<sub>6</sub> alkyl)-R<sup>20</sup>,
- S-(C<sub>1</sub>-C<sub>6</sub> alkyl)-R<sup>20</sup>,
- 5 -CH<sub>2</sub>O-(C<sub>1</sub>-C<sub>5</sub> alkyl)-R<sup>20</sup>, or
- CH<sub>2</sub>S-(C<sub>1</sub>-C<sub>5</sub> alkyl)-R<sup>20</sup>;

R<sup>3</sup> is selected from:

- hydrogen, or
- 10 C<sub>1</sub>-C<sub>6</sub> alkyl optionally substituted with R<sup>4</sup>,

R<sup>15</sup> is selected from:

- H, or
  - C<sub>1</sub>-C<sub>4</sub> alkyl.
- 15

3. A compound of claim 1 wherein:

A is -C(R<sub>1</sub>)(R<sup>1a</sup>)CONHOH.

20 4. A compound of claim 1 selected from the group consisting of:

- (a) N<sup>2</sup>-[3-Hydroxy,3-methyl-4-(N-hydroxyamino)-2R-isobutylsuccinyl]]-L-phenylalanine-N<sup>1</sup>-methanamide
- 25 (b) N<sup>2</sup>-[3-Hydroxy,3-methyl-4-(N-hydroxyamino)-2R-ethylphenylsuccinyl]]-L-phenylalanine-N<sup>1</sup>-methanamide
- 30 (c) N<sup>2</sup>-[3-Hydroxy,3-methyl-4-(N-hydroxyamino)-2R-propylphenylsuccinyl]]-L-phenylalanine-N<sup>1</sup>-methanamide
- 35 (d) N<sup>2</sup>-[3-Hydroxy,3-methyl-4-(N-hydroxyamino)-2R-hexylsuccinyl]]-L-phenylalanine-N<sup>1</sup>-methanamide

- (e) N<sup>2</sup>- [3-Hydroxy, 3-methyl-4- (N-hydroxyamino) -2R-  
isobutylsuccinyl)] -4-methoxy-L-tyrosine-N<sup>1</sup>-  
methanamide
- 5 (f) N<sup>2</sup>- [3-Hydroxy, 3-methyl-4- (N-hydroxyamino) -2R-  
ethylphenylsuccinyl)] -4-methoxy-L-tyrosine-N<sup>1</sup>-  
methanamide
- 10 (g) N<sup>2</sup>- [3-Hydroxy, 3-methyl-4- (N-hydroxyamino) -2R-  
propylphenylsuccinyl)] -4-methoxy-L-tyrosine-N<sup>1</sup>-  
methanamide
- (h) N<sup>2</sup>- [3-Hydroxy, 3-methyl-4- (N-hydroxyamino) -2R-  
15 hexylsuccinyl)] -4-methoxy-L-tyrosine-N<sup>1</sup>-methanamide
- (j) N<sup>2</sup>- [3-Hydroxy, 3-methyl-4- (N-hydroxyamino) -2R-  
isobutylsuccinyl)] -L-lysine-N<sup>1</sup>-methanamide
- 20 (k) N<sup>2</sup>- [3-Hydroxy, 3-methyl-4- (N-hydroxyamino) -2R-  
ethylphenylsuccinyl)] -L-lysine-N<sup>1</sup>-methanamide
- (l) N<sup>2</sup>- [3-Hydroxy, 3-methyl-4- (N-hydroxyamino) -2R-  
propylphenylsuccinyl)] -L-lysine-N<sup>1</sup>-methanamide
- 25 (m) N<sup>2</sup>- [3-Hydroxy, 3-methyl-4- (N-hydroxyamino) -2R-  
hexylsuccinyl)] -L-lysine-N<sup>1</sup>-methanamide
- (n) N- [3-Hydroxy, 3-methyl-4- (N-hydroxyamino) -2R-  
30 propylphenylsuccinyl)] -L-lysine-t-butylester
- (o) N- [3-Hydroxy, 3-methyl-4- (N-hydroxyamino) -2R-  
propylphenylsuccinyl)] -L-phenylalanine-t-butylester

- (p) N<sup>2</sup>- [3-Hydroxy, 3-methyl-4- (N-hydroxyamino) -2R-isobutylsuccinyl)] -4-methoxy-L-tyrosine-N<sup>1</sup>-S-methylbenzylamine
- 5 (q) N<sup>2</sup>- [3-Hydroxy, 3-methyl-4- (N-hydroxyamino) -2R-phenethylsuccinyl)] -L-lysine-N<sup>1</sup>-S-methylbenzylamide
- (r) N<sup>2</sup>- [3-Hydroxy, 3-methyl-4- (N-hydroxyamino) -2R-ethylphenylsuccinyl)] -4-methoxy-L-tyrosine-N<sup>1</sup>-S-  
10 methylbenzylamide
- (s) N<sup>2</sup>- [3-Hydroxy, 3-methyl-4- (N-hydroxyamino) -2R-propylphenylsuccinyl)] -L-lysine-N<sup>1</sup>-S-methylbenzylamide
- 15 (t) N<sup>2</sup>- [3-Hydroxy, 3-methyl-4- (N-hydroxyamino) -2R-propylphenylsuccinyl)] -L-tert-leucine-N<sup>1</sup>-methylamide
- 20 (u) N<sup>2</sup>- [3-Hydroxy, 3-methyl-4- (N-hydroxyamino) -2R-ethylphenylsuccinyl)] -L-tert-leucine-N<sup>1</sup>-methylamide
- (v) N<sup>2</sup>- [3-Hydroxy, 3-methyl-4- (N-hydroxyamino) -2R-propylphenylsuccinyl)] -L-lysine-N<sup>1</sup>-phenethylamide.  
25
5. A pharmaceutical composition comprising a suitable pharmaceutical carrier and a therapeutically effective amount of a compound of claim 1.
- 30 6. A pharmaceutical composition comprising a suitable pharmaceutical carrier and a therapeutically effective amount of a compound of claim 2.

7. A pharmaceutical composition comprising a suitable pharmaceutical carrier and a therapeutically effective amount of a compound of claim 3.
- 5 8. A pharmaceutical composition comprising a suitable pharmaceutical carrier and a therapeutically effective amount of a compound of claim 4.
- 10 9. A method of treating diseases mediated by matrix metalloproteinase and /or tumor necrosis factor in a mammal comprising administering to the mammal an effective amount of a compound of any one of Claims 1 through 4.
- 15 10. A method of Claim 9 wherein the disease is one mediated by matrix metalloproteinase.
- 20 11. A method of Claim 9 wherein the disease is selected from rheumatoid arthritis, osteoarthritis, periodontitis, gingivitis, corneal ulceration of tumor invasion by secondary metastases.
- 25 12. A method of Claim 9 wherein the disease is one mediated by tumor necrosis factor.
- 30 13. A method of Claim 9 wherein the disease is selected from inflammation, fever, cardiovascular effects, hemorrhage, coagulation and acute phase response, cachexia and anorexia, an acute infection, a shock state, a graft versus host reaction or autoimmune disease.

# INTERNATIONAL SEARCH REPORT

Inter      nal Application No  
PCT/US 96/05409

## C.(Continuation) DOCUMENTS CONSIDERED TO BE RELEVANT

Category *	Citation of document, with indication, where appropriate, of the relevant passages	Relevant to claim No.
A	WO,A,94 12169 (MERCK & CO INC ;CHAPMAN KEVIN T (US); HAGMANN WILLIAM K (US); DURE) 9 June 1994 see claims; examples ---	1,5-13
A	WO,A,94 10990 (BRITISH BIO TECHNOLOGY ;CRIMMIN MICHAEL JOHN (GB); GALLOWAY WILLIA) 26 May 1994 see claims -----	1,5-13



# INTERNATIONAL SEARCH REPORT

Inter    nal Application No  
PCT/US 96/05409

**A. CLASSIFICATION OF SUBJECT MATTER**  
IPC 6    C07C259/06    A61K31/16    C07C237/22

According to International Patent Classification (IPC) or to both national classification and IPC

**B. FIELDS SEARCHED**

Minimum documentation searched (classification system followed by classification symbols)  
IPC 6    C07C

Documentation searched other than minimum documentation to the extent that such documents are included in the fields searched

Electronic data base consulted during the international search (name of data base and, where practical, search terms used)

**C. DOCUMENTS CONSIDERED TO BE RELEVANT**

Category *	Citation of document, with indication, where appropriate, of the relevant passages	Relevant to claim No.
A	GB,A,2 268 934 (BRITISH BIO TECHNOLOGY) 26 January 1994 see claims; examples & WO,A,94 02446 cited in the application ---	1,5-13
A	EP,A,0 498 665 (BRITISH BIO TECHNOLOGY) 12 August 1992 see claims; examples & WO,A,92 13831 cited in the application ---	1,5-13
A	WO,A,93 22429 (SHRINERS HOSPITALS FOR CRIPPLED CHILDREN, USA) 11 November 1993 see page 3, line 24 - line 27 see page 5, line 27 - line 29; claims 2-4 --- -/--	1,5-13

☒ Further documents are listed in the continuation of box C.

☒ Patent family members are listed in annex.

\* Special categories of cited documents:

- \*A\* document defining the general state of the art which is not considered to be of particular relevance
- \*E\* earlier document but published on or after the international filing date
- \*L\* document which may throw doubts on priority claim(s) or which is cited to establish the publication date of another citation or other special reason (as specified)
- \*O\* document referring to an oral disclosure, use, exhibition or other means
- \*P\* document published prior to the international filing date but later than the priority date claimed

- \*T\* later document published after the international filing date or priority date and not in conflict with the application but cited to understand the principle or theory underlying the invention
- \*X\* document of particular relevance; the claimed invention cannot be considered novel or cannot be considered to involve an inventive step when the document is taken alone
- \*Y\* document of particular relevance; the claimed invention cannot be considered to involve an inventive step when the document is combined with one or more other such documents, such combination being obvious to a person skilled in the art.
- \*A\* document member of the same patent family

Date of the actual completion of the international search

12 August 1996

Date of mailing of the international search report

20. 08. 96

Name and mailing address of the ISA

European Patent Office, P.B. 5818 Patentlaan 2  
NL - 2280 HV Rijswijk  
Tel. (+ 31-70) 340-2040, Tx. 31 651 epo nl,  
Fax: (+ 31-70) 340-3016

Authorized officer

Seufert, G

# INTERNATIONAL SEARCH REPORT

International application No.

157/US 96/05409

## Box I Observations where certain claims were found unsearchable (Continuation of item 1 of first sheet)

This international search report has not been established in respect of certain claims under Article 17(2)(a) for the following reasons:

1. ☒ Claims Nos.:  
because they relate to subject matter not required to be searched by this Authority, namely:  
**Remark:** Although claims 9-13 are directed to a method of treatment of the human body, the search has been carried out and based on the alleged effects of the compounds/compositions.
2. ☐ Claims Nos.:  
because they relate to parts of the international application that do not comply with the prescribed requirements to such an extent that no meaningful international search can be carried out, specifically:
3. ☐ Claims Nos.:  
because they are dependent claims and are not drafted in accordance with the second and third sentences of Rule 6.4(a).

## Box II Observations where unity of invention is lacking (Continuation of item 2 of first sheet)

This International Searching Authority found multiple inventions in this international application, as follows:

1. ☐ As all required additional search fees were timely paid by the applicant, this international search report covers all searchable claims.
2. ☐ As all searchable claims could be searched without effort justifying an additional fee, this Authority did not invite payment of any additional fee.
3. ☐ As only some of the required additional search fees were timely paid by the applicant, this international search report covers only those claims for which fees were paid, specifically claims Nos.:
4. ☐ No required additional search fees were timely paid by the applicant. Consequently, this international search report is restricted to the invention first mentioned in the claims; it is covered by claims Nos.:

Remark on Protest

- ☐ The additional search fees were accompanied by the applicant's protest.
- ☐ No protest accompanied the payment of additional search fees.

# INTERNATIONAL SEARCH REPORT

Information on patent family members

International Application No

PCT/US 96/05409

Patent document cited in search report	Publication date	Patent family member(s)	Publication date
GB-A-2268934	26-01-94	AU-B- 4715293	14-02-94
		AU-B- 661410	20-07-95
		AU-B- 4715393	14-02-94
		CA-A- 2140626	03-02-94
		CZ-A- 9500157	18-10-95
		DE-T- 4393452	01-06-95
		EP-A- 0651738	10-05-95
		EP-A- 0651739	10-05-95
		FI-A- 950262	20-01-95
		WO-A- 9402446	03-02-94
		WO-A- 9402447	03-02-94
		GB-A, B 2268933	26-01-94
		GB-A, B 2287023	06-09-95
		HU-A- 70552	30-10-95
		JP-T- 7509459	19-10-95
		JP-T- 7509460	19-10-95
		NO-A- 950226	20-01-95
		NZ-A- 254862	27-02-96
		PL-A- 307171	15-05-95
		SK-A- 7895	11-07-95
		ZA-A- 9305351	14-02-94
		ZA-A- 9305352	16-05-94
		-----	
EP-A-0498665	12-08-92	AU-B- 1194492	07-09-92
		CA-A- 2100661	08-08-92
		DE-D- 69210067	30-05-96
		WO-A- 9213831	20-08-92
		JP-T- 6506445	21-07-94
		NZ-A- 241558	26-08-94
		US-A- 5412145	02-05-95
		US-A- 5300674	05-04-94
		ZA-A- 9200908	09-08-93
-----			
WO-A-9322429	11-11-93	US-A- 5427954	27-06-95
-----			
WO-A-9412169	09-06-94	AU-B- 5612994	22-06-94
		EP-A- 0671911	20-09-95
		JP-T- 8503475	16-04-96
-----			
WO-A-9410990	26-05-94	AU-B- 5430194	08-06-94

### Information on patent family members

PCT/US 96/05409

Form PCT/ISA/210 (patent family annex) (July 1992)