



US0D1028532S

(12) **United States Design Patent**
Russo

(10) **Patent No.:** **US D1,028,532 S**

(45) **Date of Patent:** **** May 28, 2024**

- (54) **BRUSH**
- (71) Applicant: **J & D Brush Co., LLC**, Commack, NY (US)
- (72) Inventor: **Melissa Russo**, Commack, NY (US)
- (73) Assignee: **J & D Brush Co., LLC**, Commack, NY (US)
- (**) Term: **15 Years**
- (21) Appl. No.: **29/841,363**
- (22) Filed: **Jun. 6, 2022**
- (51) **LOC (14) Cl.** **04-02**
- (52) **U.S. Cl.**
USPC **D4/134**
- (58) **Field of Classification Search**
USPC D4/124, 125, 127, 128, 130, 132, 134, D4/138, 199
CPC .. A46B 1/00; A46B 3/00; A46B 3/005; A46B 3/02; A46B 3/04; A46B 3/20; A46B 3/22; A46B 5/00; A46B 5/002; A46B 5/0025; A46B 5/0029; A46B 5/0033; A46B 5/0037; A46B 5/0054; A46B 5/0062; A46B 5/0066; A46B 5/02; A46B 5/021; A46B 5/023; A46B 5/025; A46B 5/026; A46B 7/00; A46B 7/06; A46B 9/00; A46B 9/02; A46B 9/023; A46B 9/025; A46B 9/028; A46B 9/06; A46B 13/00; A46B 13/08; A46B 2200/00; A46B 2200/10; A46B 2200/102; A46B 2200/104
See application file for complete search history.

D770,779 S *	11/2016	Rosenzweig	D4/138
D883,679 S *	5/2020	Pulfrey	D4/134
D891,787 S *	8/2020	Robbins	D4/134
D898,377 S *	10/2020	Long	D4/134
D905,970 S *	12/2020	Rennette	D4/134
D933,972 S *	10/2021	Long	D4/134
D941,591 S *	1/2022	Russo	D4/128
D964,044 S *	9/2022	Russo	D4/134
D981,735 S *	3/2023	Russo	D4/134
D985,280 S *	5/2023	Russo	D4/134
D989,495 S *	6/2023	Rennette	D4/134

OTHER PUBLICATIONS

Wet Brush Go Green Paddle Detangler, posted Feb. 4, 2023 [online], [retrieved Aug. 15, 2023]. Retrieved from internet, https://www.amazon.ae/dp/B0BTFDZ4FD?th=1 (Year: 2023).*

* cited by examiner

Primary Examiner — Alison M Ofstun
Assistant Examiner — Evin F Ershock
(74) *Attorney, Agent, or Firm* — Gloria Tsui-Yip; Gottlieb, Rackman & Reisman, P.C.

(57) **CLAIM**

The ornamental design for a brush, as shown and described.

DESCRIPTION

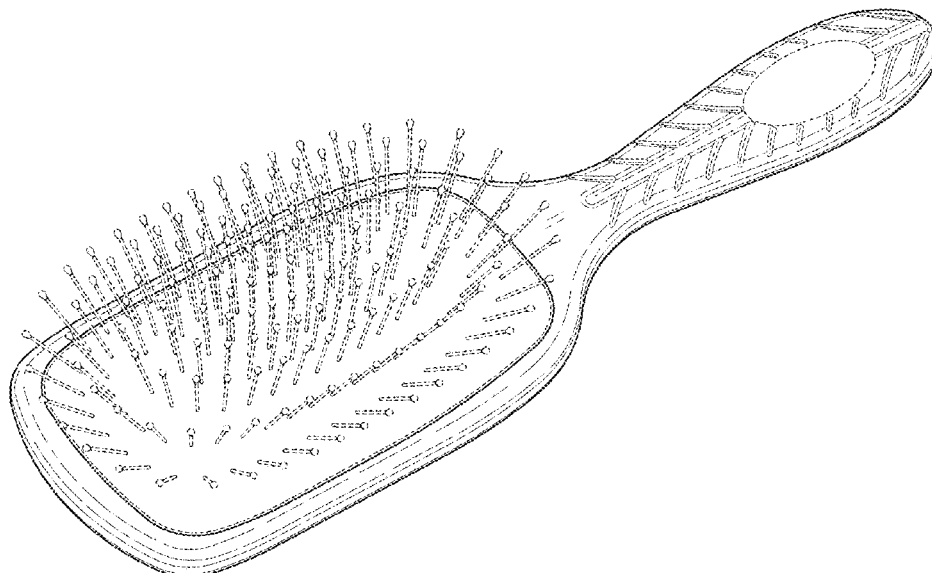
FIG. 1 is a top, left, and front perspective view of a brush of my new design;
FIG. 2 is a front elevational view thereof;
FIG. 3 is a top plan view thereof;
FIG. 4 is a rear elevational view thereof;
FIG. 5 is a bottom plan view thereof;
FIG. 6 is a left side elevational view thereof; and,
FIG. 7 is a right side elevational view thereof.
The broken lines in the drawings depict portions of the brush that form no part of the claimed design.

1 Claim, 4 Drawing Sheets

(56) **References Cited**

U.S. PATENT DOCUMENTS

D509,363 S *	9/2005	Kampel	D4/133
D770,778 S *	11/2016	Rosenzweig	D4/138



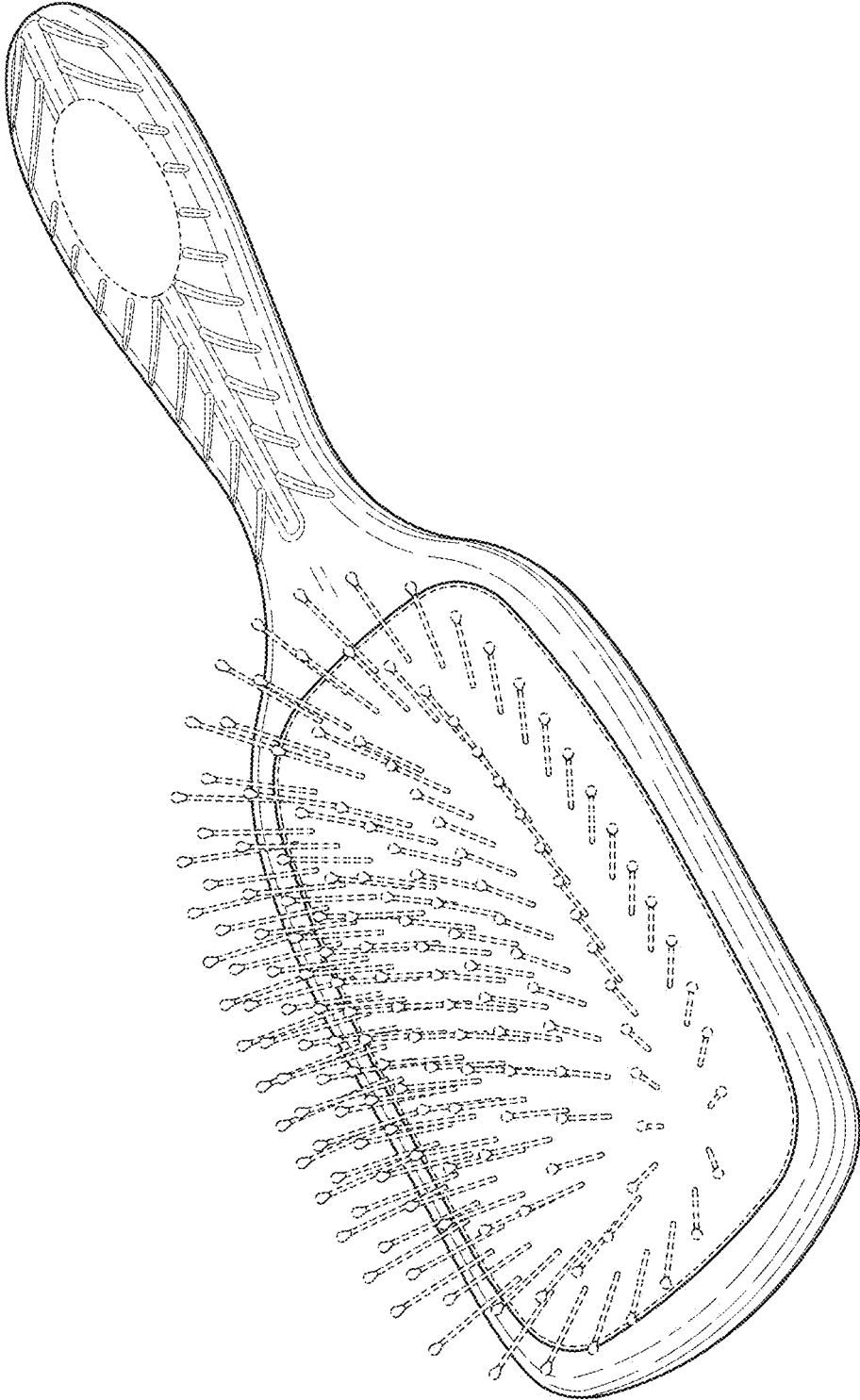


FIG.1

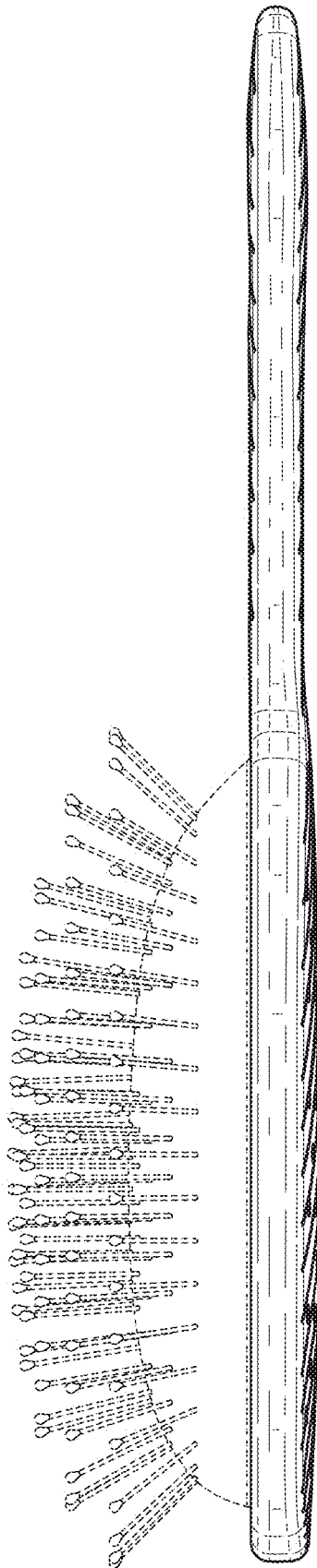


FIG. 2

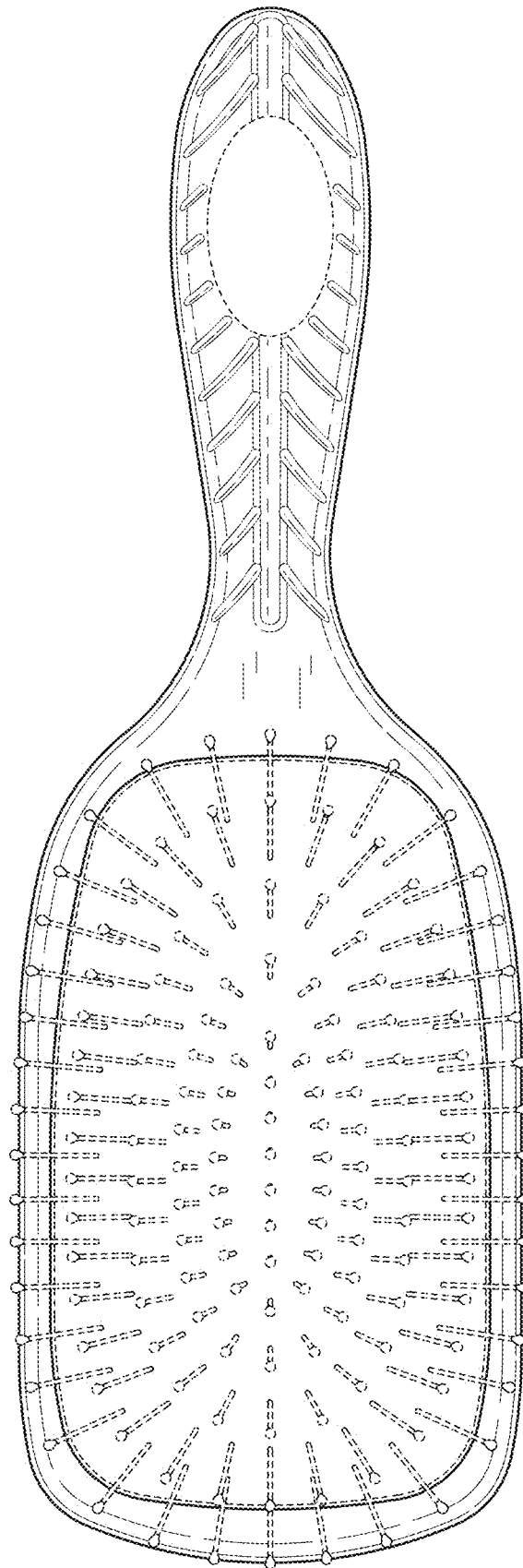


FIG. 3

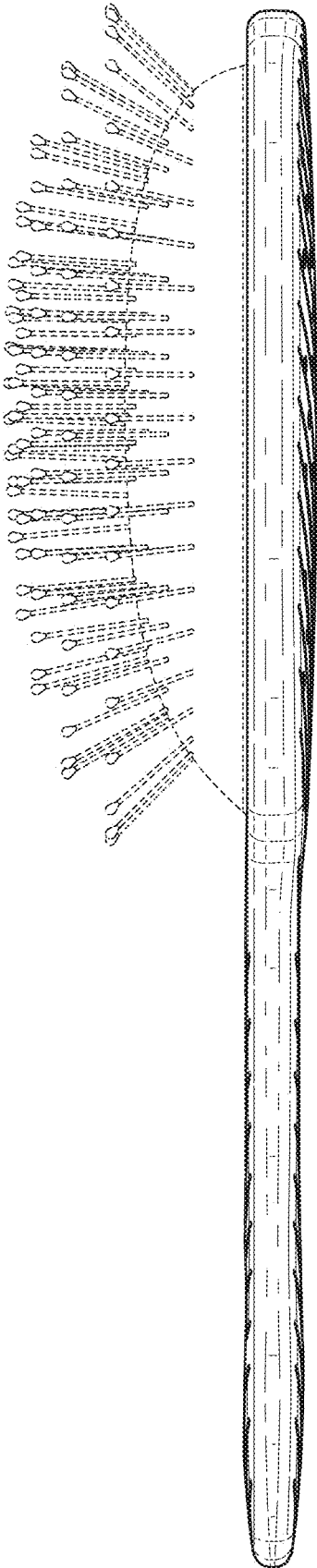


FIG. 4

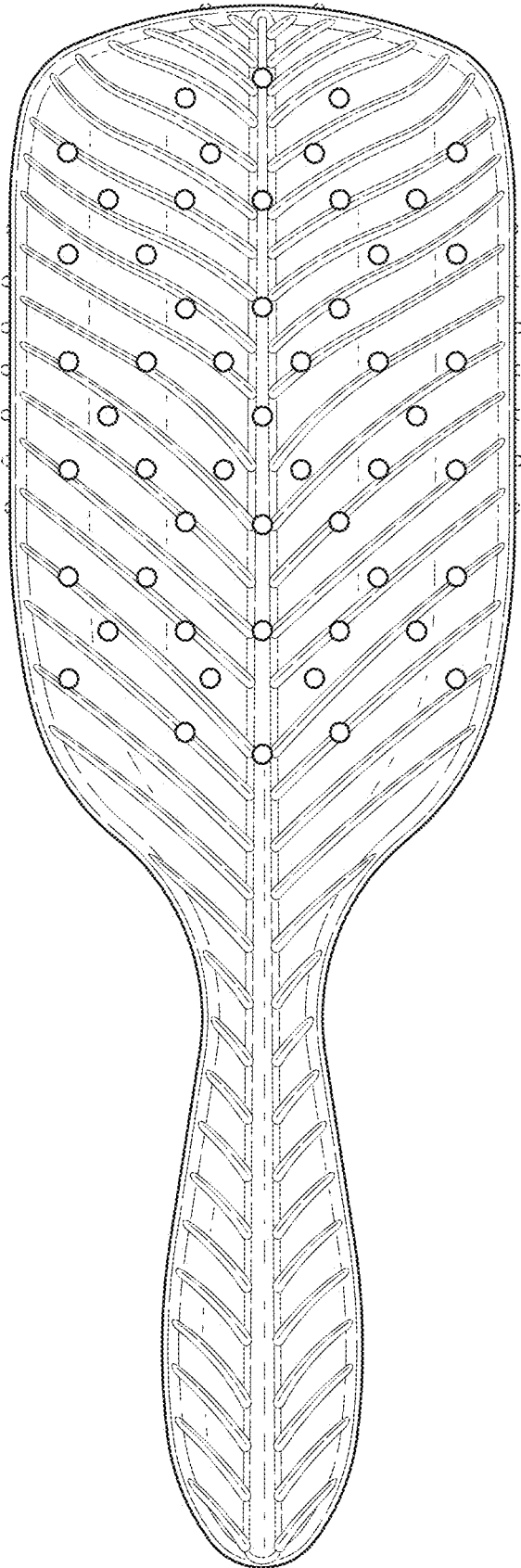


FIG. 5

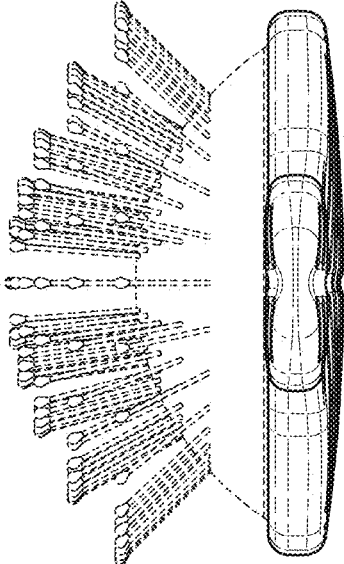


FIG. 7

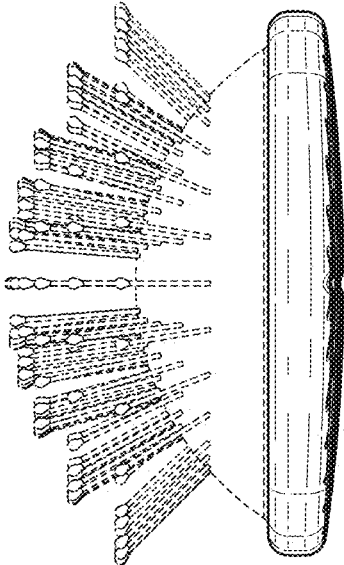


FIG. 6