



US00D602211S

(12) **United States Design Patent**
Bates

(10) **Patent No.:** **US D602,211 S**

(45) **Date of Patent:** **** Oct. 13, 2009**

(54) **STRAP FITTING FOR A SADDLE FLAP OF AN EQUESTRIAN SADDLE**

(75) Inventor: **Kenneth John Bates**, Darlington (AU)

(73) Assignee: **Hammersmith Nominees Pty Ltd.**,
Western Australia (AU)

(**) Term: **14 Years**

(21) Appl. No.: **29/258,943**

(22) Filed: **Apr. 28, 2006**

(30) **Foreign Application Priority Data**

Nov. 4, 2005 (AU) 14897/2005
Nov. 4, 2005 (AU) 14898/2005

(51) **LOC (9) Cl.** **30-04**

(52) **U.S. Cl.** **D30/138**

(58) **Field of Classification Search** D30/134,
D30/135, 138, 139, 142, 199; 54/46.2, 44.7,
54/85, 34, 64, 28, 56, 69, 42.1, 46.1, 47,
54/87, 76, 1; D8/383, 336, 382, 394, 396;
D11/220, 231, 200, 212; 24/176, 177, 164,
24/166, 180, 181, 265 R, 265 EC, 682, 324,
24/115 H, 115 R, 129 R, 70 SK, 173, 188;
D3/226, 228, 327; D2/639, 640, 627, 624;
119/792, 712, 714, 907; D26/85; 2/338,
2/336, 300, 311, 312, 322, 320, 332; 69/17,
69/7.3, 9.3, 7.7

See application file for complete search history.

(56) **References Cited**

U.S. PATENT DOCUMENTS

1,401,660 A * 12/1921 White 224/563

D270,355 S *	8/1983	Becker et al.	D18/19
D271,026 S *	10/1983	Becker et al.	D18/19
D272,106 S *	1/1984	Elliott et al.	D2/631
D290,311 S *	6/1987	Metzger	D3/327
D342,920 S *	1/1994	Kirk	D11/231
D342,923 S *	1/1994	Kirk	D11/231
D366,144 S *	1/1996	Alves	D3/228
D381,804 S *	8/1997	Dancyger	D3/228
D417,073 S *	11/1999	Diener et al.	D3/228
D418,273 S *	1/2000	Fulsom	D2/602
6,332,307 B1 *	12/2001	Friedson	54/44.6
6,363,698 B1 *	4/2002	Swain	54/44.5
6,880,737 B2 *	4/2005	Bauer	224/246
D506,311 S *	6/2005	Nigh	D3/228
7,013,535 B2 *	3/2006	Tracy	24/265 R

* cited by examiner

Primary Examiner—Susan Moon Lee

(74) *Attorney, Agent, or Firm*—Knobbe Martens Olson & Bear LLP

(57) **CLAIM**

I claim the ornamental design for a strap fitting for a saddle flap of an equestrian saddle, as shown.

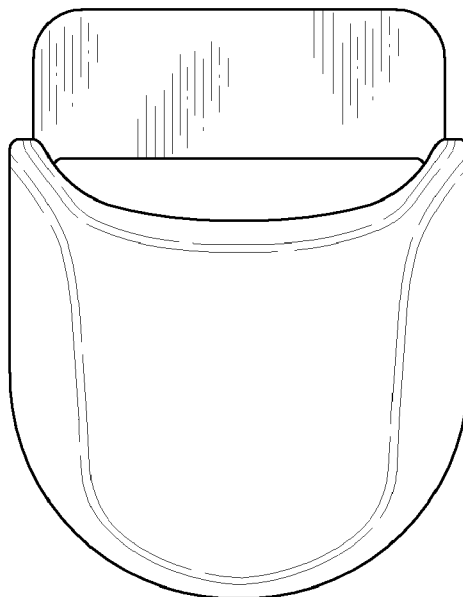
DESCRIPTION

FIG. 1 is a front elevation view of a strap fitting for a saddle flap of an equestrian saddle; and,

FIG. 2 is front top a perspective view thereof.

The appearance of any portions of the fitting not shown in the drawings are not claimed.

1 Claim, 1 Drawing Sheet



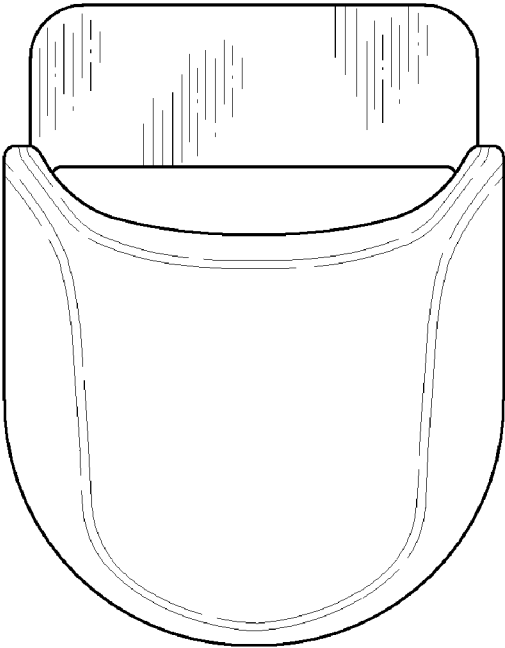


FIG. 1

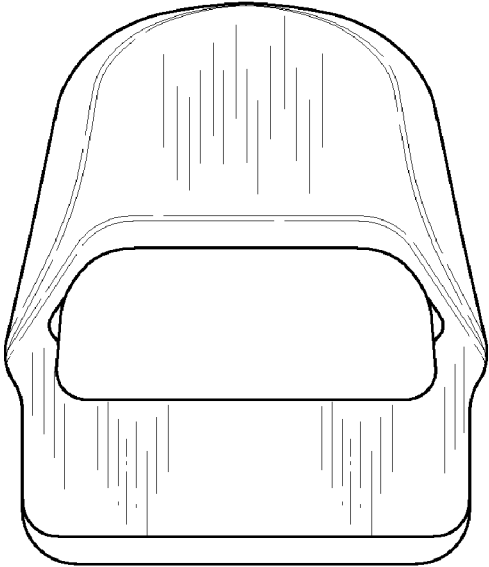


FIG. 2