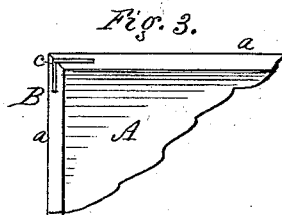

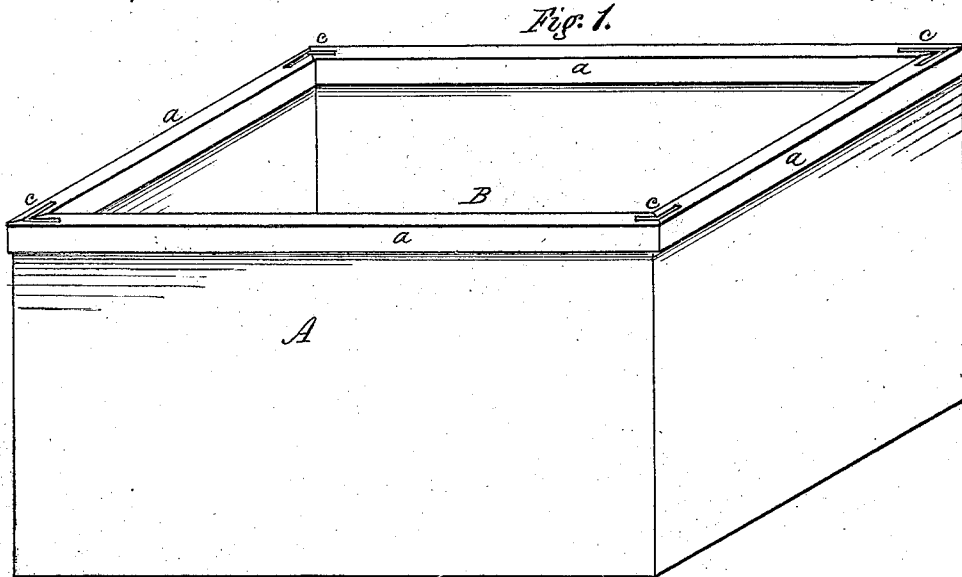


S. W. MILLICHAMP.

Pasteboard Boxes.

No. 133,330.

Patented Nov. 26, 1872.



Witnesses.
Archie Daine
Charles Engel

Inventor.
Stephen W. Millichamp,
per R. F. Osgood,
atty.

UNITED STATES PATENT OFFICE.

STEPHEN W. MILLICHAMP, OF ROCHESTER, NEW YORK.

IMPROVEMENT IN PASTEBOARD BOXES.

Specification forming part of Letters Patent No. 133,330, dated November 26, 1872.

To all whom it may concern:

Be it known that I, STEPHEN W. MILLICHAMP, of the city of Rochester, in the county of Monroe and State of New York, have invented certain Improvements in Pasteboard Boxes, of which the following is a specification:

My invention consists of a pasteboard box having at its top a frame of wood formed by grooving the under side of wooden slats to receive the edges of pasteboard, and joining them together at the corners by angle-irons or otherwise, as hereinafter described.

In the drawing, Figure 1 is a perspective view of my improved box with the cover removed; Fig. 2, a vertical section of the same with the cover in place; Fig. 3, a plan of one corner of the box.

A represents a pasteboard box, of ordinary rectangular or square form. B represents the stiffening-frame at the top. This frame is made of four wooden slats or strips, *a a a a*, sawed from a suitable board, and slitted at the same operation, on the under side, longitudinally, to a suitable depth to form the grooves *b b*. The operation of cutting the splints from the timber and of cutting the grooves in the splints simultaneously is performed by two saws standing side by side, but arranged at different heights. These splints or strips thus prepared receive the edges of the pasteboard forming the top of the box within the grooves *b b*, as clearly shown in Fig. 2, and when the ends of the splints are secured together so as to complete the frame the whole box is complete with the exception of the cover, which may be made loose, as in Fig. 2, or as a hinged lid, or otherwise, as may be desired.

The ends of the splints may be secured in any manner to complete the frame. As shown in the drawing, the ends of the splints are slitted a suitable depth inward, and right-angled strips of iron *c c* are inserted in the slits,

being glued in place. This is a very convenient and effective manner of fastening the ends of the frame. The edges of the pasteboard are also glued in the grooves *b b*.

The box may be made of bare pasteboard; or it may be pasted over with paper; or, if desired, the box proper may be left bare and the frame covered with paper.

The object of this invention is to stiffen and strengthen the tops of pasteboard boxes and prevent that bulging and breakage of the top, and the breaking out of the corners of the cover, that occur in ordinary pasteboard boxes when packed with heavy goods. Much difficulty has occurred in their use heretofore. The wooden frame makes the top of the box nearly or quite as stiff and strong as an ordinary wood box of the same thickness; at the same time this box is as cheap as an ordinary pasteboard box, since I avoid the necessity of staying the corners with paper or cloth, which is usually done, and the wood splints are prepared very cheaply.

I am aware that it has been common to combine wooden bottoms with pasteboard sides for fruit-boxes; also tin bottoms with pasteboard sides for spice-boxes. Such are not the equivalents of my invention.

What I claim, and desire to secure by Letters Patent, is—

A pasteboard box having combined with its top the wooden frame B grooved on the under side to receive the edges of the pasteboard, and used either with or without the angle-irons *c c*, as herein described.

In witness whereof I have hereunto signed my name in the presence of two subscribing witnesses.

S. W. MILLICHAMP.

Witnesses:

R. F. OSGOOD,
ARCHIE BAINE.