

M. PRATT.
Cooking Stove.

No. 110,588.

Patented Dec. 27, 1870.

Fig. 1.

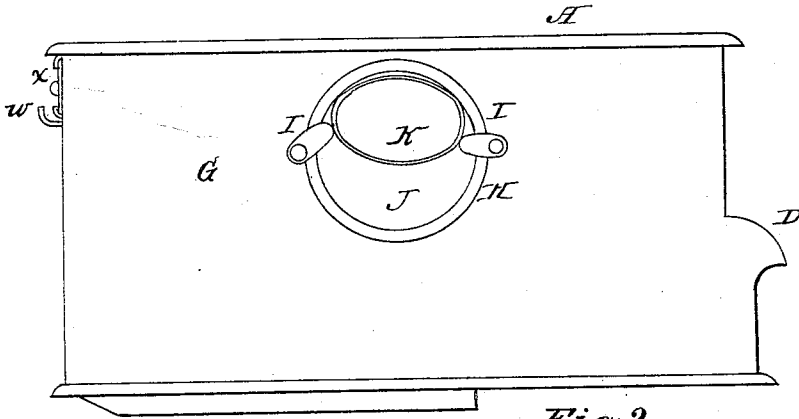


Fig. 2.

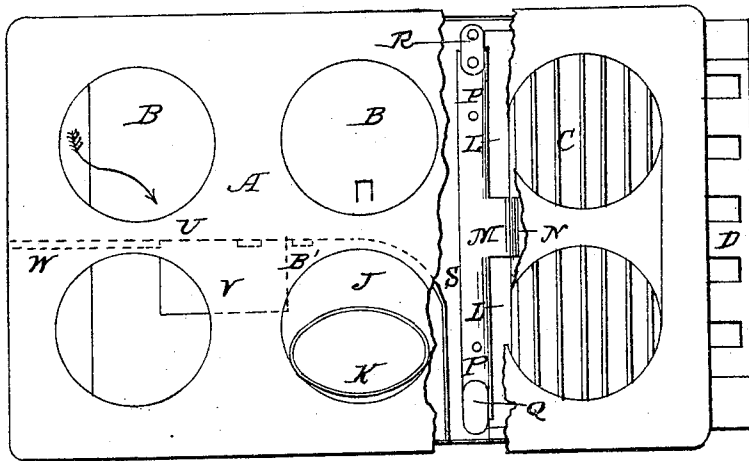
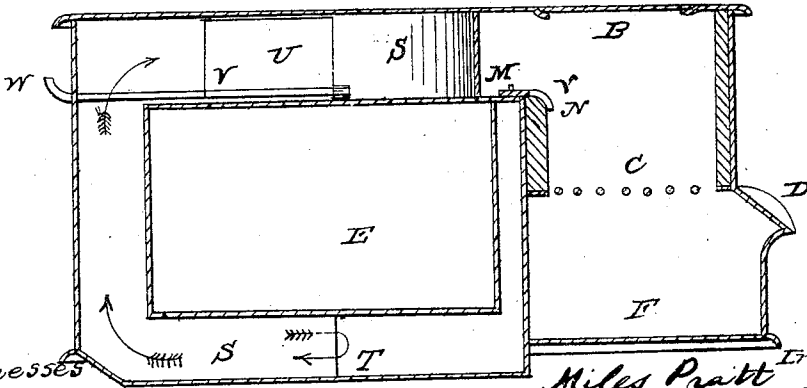


Fig. 3.



Witnesses
Wm. H. Schuman
Chas. H. Williams

Miles Pratt
By his Attorney J. Dennis Jr

United States Patent Office.

MILES PRATT, OF WATERTOWN, MASSACHUSETTS.

Letters Patent No. 110,588, dated December 27, 1870.

IMPROVEMENT IN COOKING-STOVES.

The Schedule referred to in these Letters Patent and making part of the same.

To all whom it may concern:

Be it known that I, MILES PRATT, of Watertown, Middlesex County, in the State of Massachusetts have invented certain new and useful Improvements in Stoves; and I hereby declare the following to be a full and exact description thereof, reference being had to the accompanying drawing forming part of this specification.

The nature or essence of my invention consists in making a hole in the side or back of the stove, to correspond with the boiler-hole in the top of the stove, and providing a collar-plate for the stove-pipe, made to fit the boiler-hole in the top and the hole in the side or back, so that said hole may be closed by the cover of the boiler-hole when the collar-plate is used in the boiler-hole on the top of the stove.

Also, in a plate or bar, held in place by a flange and turn-button, and so arranged as to cover the seam between the brick-lining and the casting, and keep out the soot and ashes, said bar being provided with a flange to hold the brick-lining in place; and in providing some turn-buttons on each side of the hole in the side or back, to hold in the collar-plate or cover.

In the accompanying drawing—

Figure 1 is an elevation of the side of a stove, with my improvements;

Figure 2 is the top; and

Figure 3, a section.

In the drawing—

A is the top plate, with six boiler-holes, B B. A portion of this plate is broken out to show the interior.

C is the fire-grate; and

D, the register;

E, the oven; and

F, the ash-pit.

All of the above-mentioned parts may be arranged as shown in the drawing, or in such manner as will best serve the intended purpose.

G is the side of the stove, provided with an opening, H, into the smoke-flue of the stove, just the same size of one of the boiler-holes B, so that when a cover of a boiler-hole is applied to this opening, H, it will close it, and the buttons I I on the side G will hold the cover in to close the opening.

I make a collar-plate, J, for the stove-pipe, the same size as the cover to the boiler-hole B, so that it will fit in the boiler-hole B, or the opening H, so that this collar-plate J, which is provided with a collar or flange, K, to receive the stove-pipe, may be applied to the opening H in the side, and fastened in with the buttons I I, when it is desirable to use a horizontal pipe; or removed from the side and placed in a boiler-hole, B, in the top when it is desirable to use a vertical pipe; and the cover taken from the boiler-hole is placed in the opening in the side to close it.

I make the fire-brick lining around the grate so as

to put in the front side first, which may all be in one piece, and then put in the ends, and lastly the back L, which may be in one or two pieces, and held in place at the top by the bar M, (see figs. 1 and 3,) which bar covers the seam between the lining and casting, to keep the soot and ashes out of the seam, and is provided with a flange, N, to clamp and hold the brick-lining L in place.

I cast some lugs, P P, on the stove-plate, to enter perforations in the bar M, so that when the end of the bar is put under the lug Q, and laid down on the lugs P P, and the button R turned over the end of the bar to hold it down, and confine the lining by the flange N, which is fitted for that purpose.

I fit a partition-plate, S, from the side of the stove between the opening H and the fire-space, and curve it around the boiler-hole B' to the center of the oven, and down behind and under the oven to the point T, which is the end of the partition, so that the smoke from the fire will pass over the oven and down behind and under it to the point T, where it will turn around the end of the partition S and go back up behind and over the oven to the opening H, or boiler-hole B', so as to heat the oven uniformly as may be from end to end and side to side.

Over the oven E I make an opening, U, in the partition S, and apply a damper, V, to the opening, with a rod, W, extending through the back of the stove, so that when the oven is not in use the damper V may be opened, and the smoke, after passing under all the boilers, will escape without passing under the oven.

And to prevent the fire from burning out when it is not wanted, I make a register, X, at the back of the stove, which may be opened, when the damper V and register D are closed, that there will be very little draught through the fire.

Having described my improvements,

I claim—

1. A hole, H, made in the back or side of the stove, to correspond with one of the boiler-holes in the top, in combination with the collar-plate J, for the stove-pipe, made to fit both the boiler-hole in the top and the hole in the side or back, so that the hole in the side or back may be closed with the cover of the boiler-hole, when the collar-plate is used in the boiler-hole, substantially as described.

2. In combination with the bar M, provided with the flange N, the lug Q, and button R, to hold the bar and lining in place.

3. In combination with the collar-plate for the stove-pipe above claimed, the buttons I I on each side of the opening H, to hold the collar-plate or boiler-cover in place, as described.

MILES PRATT.

Witnesses:

GEO. E. PRIEST,

WM. G. LINCOLN.