

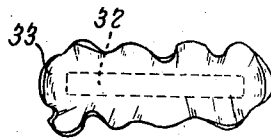
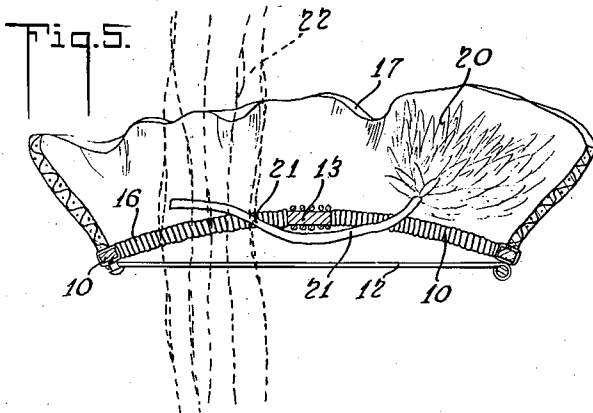
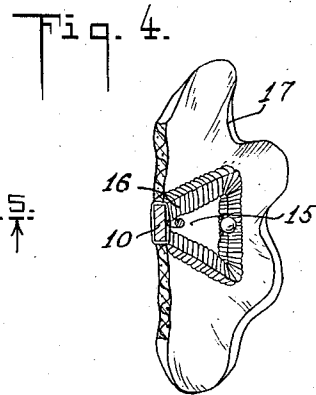
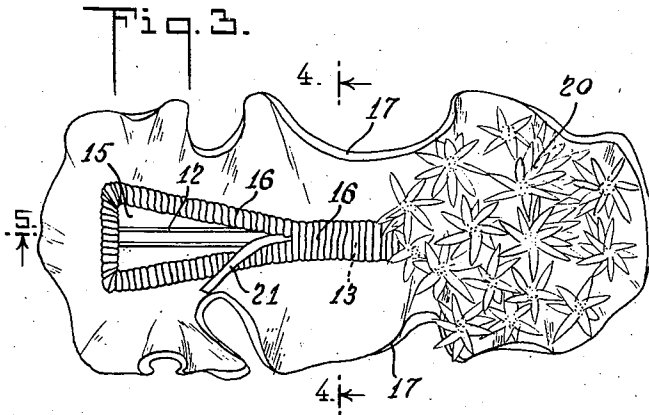
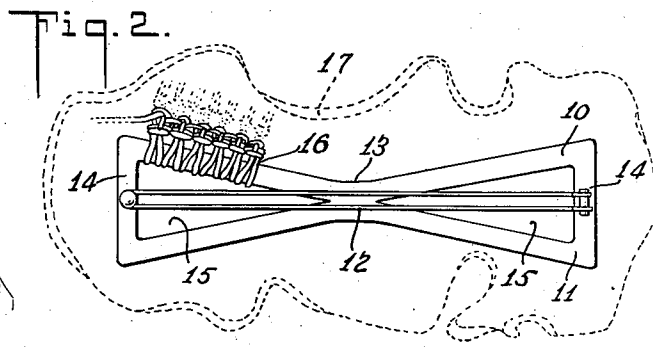
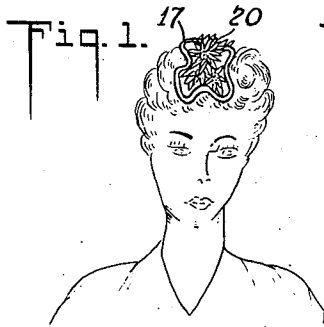
June 27, 1944.

P. FRANKEL

2,352,529

ORNAMENT

Filed June 19, 1943



INVENTOR.
PEARL FRANKEL

BY

John M. Cole
ATTORNEY

UNITED STATES PATENT OFFICE

2,352,529

ORNAMENT

Pearl Frankel, Long Beach, N. Y.

Application June 19, 1943, Serial No. 491,485

5 Claims. (Cl. 132—48)

The present invention relates to ornaments, and is more particularly directed toward ornaments suitable for use as hair ornaments, hats, ornamented buckles, bracelets, ear rings, and other accessories.

The present invention contemplates the use of a clasp having a body about which the yarn, straw, or similar material is crocheted to form a foundation, and this foundation is used as a base around which similar material is crocheted to form an enlarged crocheted ornament so that the completed ornament covers the body of the clasp and is very much larger than the clasp.

In carrying out the present invention it is preferable to increase the number of stitches so that the ornament has a ruffled edge and acquires thickness instead of being flat.

A further object of the present invention is to provide ornaments of the nature referred to which are suitable for use as hats, and such a hat may conveniently be made by employing as a base a barrette having openings which facilitate the securing of flowers or other ornaments to the crocheted ornament, as well as the application of a veil, where desired.

Other and further objects will hereinafter appear as the description proceeds.

The accompanying drawing shows, for purposes of illustrating the present invention, three embodiments in which the invention may take form, it being understood that the drawing is illustrative of the invention rather than limiting the same.

In the drawing:

Figure 1 illustrates the manner in which a hat made according to the present invention may be worn;

Figure 2 is a rear view of a barrette showing the initial stage of the crocheting and indicating in outline a completely crocheted ornament;

Figure 3 is a front elevational view of the ornament of Figure 2 completed, and provided with a cluster of flowers;

Figure 4 is a sectional view taken on the line 4—4 of Figure 3 looking in the direction of the arrows;

Figure 5 is a longitudinal sectional view on the line 5—5 of Figure 3; and

Figure 6 illustrates a small ornament.

The barrette 10 illustrates in the drawing is of conventional form having a body 11 and pin 12. This barrette is narrower at the middle 13 than at the ends 14, 14, and these end portions are skeletonized so as to provide openings 15, 15. The yarn employed in making up the ornament is crocheted about the frame of the barrette body, 55

as indicated in full lines at 16, so as to form a foundation which extends all the way around the periphery of the barrette body so that it is entirely and completely covered by the yarn. After this foundation has been crocheted in place the crocheting operation continues around and around and the number of stitches is increased so that the length of outer edge 17 of the crochet work is materially increased, and, instead of the crochet work being flat, as a crocheted rug, it is ruffled as indicated by the wavy outline in Figures 1 to 5, inclusive, and is wider and longer than the supporting clasp body. The ornament may be crocheted in solid color, or various color combinations may be used, if desired, and it may be used on the hair without anything additional.

While the preferred method of obtaining the ruffled fabric is to increase the number of stitches it is possible to employ a larger needle or heavier yarn. Where one portion of the crochet work is to be made larger than the other or more ruffled, more stitches may be added than where a flatter effect is desired.

Where it is desired to use the crocheted ornament for a flower hat the openings in the foundation provided by the skeletonized form of barrette used make it readily possible to attach or secure fresh or artificial flowers or similar decorated ornaments. Such a flower ornament is illustrated at 20, and the stem at 21. This stem passes down through one of the openings 15 in the barrette body, passes behind the solid mid-portion 13 and up through the other opening 15 in the barrette body, as indicated at Figures 4 and 5. The ruffled crochet work forms a pocket-like enclosure for the flower so that it is supported and kept in place without any other fastening. When the barrette is secured on the head as a hair clasp, as indicated in Figure 1, it is self-supporting and functions as a hat. Should it be desired to employ a veil with the hat, it is possible to pass a veil through one of the openings in the barrette and arrange it about the head and face in any desired fashion. Such a veil is diagrammatically illustrated at 22 in Figure 5.

While the clasp shown is in the form of barrettes or hair clasps large enough to be used in making hats, it will be obvious that one can start with a very small clasp having a simple straight body, such as shown at 32 Figure 6, and crochet the foundation on the body, and as the crocheting progresses the entire front face of the clasp may be hidden behind the crochet work 33. Such small clasps may be used as shoe

ornaments, dress ornaments, lapel ornaments and the like.

Since it is obvious that the invention may be embodied in other forms and constructions within the scope of the claims, I wish it to be understood that the particular forms shown are but a few of these forms, and various modifications and changes being possible, I do not otherwise limit myself in any way with respect thereto.

What is claimed is:

1. A clasp ornament having a clasp body, a foundation crocheted about the body to cover the body and provide a series of loops tucked together about the body, and crochet work carried by the foundation and crocheted thereto to form a continuous sheet of fabric the number of stitches being increased in succeeding circuits about the foundation so that the fabric becomes ruffled.

2. In combination, a clasp body enclosed in crocheted loops to cover the body, and a crochet-work fabric border about the crocheted loops, the border having the number of stitches increased greater than necessary to account for the natural increase in periphery so that the fabric ruffles.

3. In combination, a clasp body having a solid mid-portion and skeletonized end portions, crocheted loops about the mid-portion and the end portions of the body, and a crochet-work

fabric border about the crocheted loops, the border having the number of stitches increased greater than necessary to account for the natural increase in periphery so that the fabric ruffles.

4. A lady's hat comprising a hair clasp having a body and pin whereby the clasp may be secured to the hair, the body having skeletonized mid-portions, a fabric ornament crocheted directly onto the body to cover the body and having a substantial increase in the number of stitches in succeeding courses which cause the fabric to ruffle whereby the fabric stands away from the head when the clasp is secured in place, and a detachable ornament received in the fabric and having a stem which passes through the openings in the skeletonized body so that when the clasp is secured to the hair the detachable ornament is held in place.

5. A hat comprising a hair clasp having a skeletonized body, a crocheted foundation about the body having the skeletonized openings therein, ruffled crocheted fabric extending outwardly from the periphery of the body and having a substantially greater width, length and thickness than the body, a flower spray received in the crocheted fabric opposite one skeletonized opening and having a stem which extends rearwardly through said opening and forwardly through another similar opening.

PEARL FRANKEL.